SGS AXYS

2045 Mills Road West
Sidney, BC, Canada V8L5X2

TEL: (250) 655-5800
TOLL-FREE: 1-888-373-0881

SGS AXYS Client No.: 5176

Client Address: AECOM Technical Services, Inc.
1001 Bishop Street, Suite 1600
Honolulu, HI, US, 96813

The SGS AXYS contact for these data is Dale Robinson.

"This document is issued by the Company under its General Conditions of Service accessible at http://www.sgs.com/en/Terms-and-Conditions.aspx. Attention is drawn to the limitation of liability, indemnification and jurisdiction issues defined therein.

Any holder of this document is advised that information contained hereon reflects the Company's findings at the time of its intervention only and within the limits of Client's instructions, if any. The Company's sole responsibility is to its Client and this document does not exonerate parties to a transaction from exercising all their rights and obligations under the transaction documents. Any unauthorized alteration, forgery or falsification of the content or appearance of this document is unlawful and offenders may be prosecuted to the fullest extent of the law."
"The sample(s) to which the findings recorded herein (the "Findings") relate was[were] drawn and [or] provided by the Client or by a third party acting at the Client's direction. The Findings constitute no warranty of the sample's representativeness of any goods and strictly relate to the sample(s). The Company accepts no liability with regard to the origin or source from which the sample(s) is[are] said to be extracted."

PER- and POLYFLUOROALKYL SUBSTANCES (PFAS) ANALYSIS

AQUEOUS SAMPLES

PROJECT NAME: 60571032.02.46.02 - CV18F0126

Contract: 5176
Data Package Identification: DPWG79713

Analysis WG79609

17 January 2022

AECOM
AQUEOUS SAMPLES

PER- AND POLYFLUOROALKYL SUBSTANCES
SGS AXYS METHOD: MLA-110

5176: L36258-1 to -3
L36271-1 to -3

Project Name: 60571032.02.46.02 - CV18F0126

17 January 2022

NARRATIVE

This narrative describes the analysis of six aqueous samples for the determination of per- and polyfluoroalkyl substances (PFAS) using ultra-high performance liquid chromatography/tandem mass spectrometry (UPLC-MS/MS).

SAMPLE RECEIPT AND STORAGE

The samples listed in the following table were received on the 24th and 31st of December 2021. The samples arrived at SGS AXYS at a temperature between 0.2°C and 1.3°C, meeting the method-recommended receipt temperature (≤ 6°C). Details of sample conditions upon receipt are provided on the Sample Receiving Record forms included in the sample documentation section of this data package. The samples were stored at -20°C prior to extraction and analysis.

CLIENT ID	SGS AXYS ID	Analysis Method
ERH2262	L36258-1	US DoD QSM 5.4/SGS AXYS MLA-110 Rev. 2.12
ERH2263	L36258-2	US DoD QSM 5.4/SGS AXYS MLA-110 Rev. 2.12
ERH2265	L36258-3	US DoD QSM 5.4/SGS AXYS MLA-110 Rev. 2.12
ERH2294	L36271-1	US DoD QSM 5.4/SGS AXYS MLA-110 Rev. 2.12
ERH2295	L36271-2	US DoD QSM 5.4/SGS AXYS MLA-110 Rev. 2.12
ERH2287	L36271-3	US DoD QSM 5.4/SGS AXYS MLA-110 Rev. 2.12

SAMPLE EXTRACTION AND ANALYSIS

The samples and QC samples (a procedural blank, a lab-generated reference sample known as the Ongoing Precision and Recovery (OPR), a Low-Level Ongoing Precision and Recovery (LLOPR), a Matrix Spike (MS) and a Matrix Spike Duplicate (MSD)) were analyzed in one analysis batch named WG79609. Canadian Springs water was used as the matrix for the Procedural Blank and the OPR's. The MS and MSD samples were prepared using sample ERH2287 (SGS AXYS ID: L36271-3) as the parent sample. The composition of the batch is listed on the front page on the batch summary of the lab workup sheets and the correlation table. The QC samples followed US DoD QSM 5.4 criteria.

Sample extraction, instrumental analysis and analyte quantification procedures were in accordance with US DoD QSM 5.4, as documented in SGS AXYS Method MLA-110: ***Analytical Procedure for the Analysis of***

Per- and Polyfluoroalkyl Substances (PFAS) in Aqueous Samples, Solids, Tissues, AFFF Products, Blood, Serum and Solvent Extracts by LC-MS/MS. A method summary (MSU-110) of the method is included in this data package.

The samples were accurately weighed (approximately 500 mL), spiked with surrogate standards and then extracted by solid phase extraction (SPE) using weak anion exchange cartridge. The cartridge was washed and eluted with basic methanol. The resulting extract was cleaned up with carbon powder. The extract was spiked with recovery standards and analyzed by UPLC-MS/MS.

REPORTING CONVENTIONS

The SGS AXYS contract number assigned for internal tracking was 5176. The samples were assigned a unique laboratory identifier of the form L362XX-X, where X = numeral. All data reports reference this unique SGS AXYS ID plus the client's sample identifier. To assist with locating data, a table correlating SGS AXYS ID with the client sample number is included in this narrative and the Correlation Table provided in this data package.

Any extra work required and performed after the initial instrumental analysis of the sample extract was given an extra "test suffix" code. The single letter code per extra work performed was added to the SGS AXYS sample ID as a suffix and was combined with any other applicable test suffix codes. The extra work code used to report data in this package include:

i = instrumental re-analysis performed on the sample extract
(A) = parent sample of a duplicate pair

The following laboratory qualifier flags were used in this data package:

J = estimated concentration is less than limit of quantification (LOQ)
U = identifies a compound that was not detected
I = peak detected but did not meet ion ratio criteria, result reported represents the estimated maximum possible concentration
X = result reported separately
Q = surrogate recovery is not within method control limits
Q = authentic recovery in the OPR is not within method control limits
Q = corresponding surrogate not with method control limits
NDR = peak did not meet ion ratio criteria in the continuing calibration

Results are reported in concentration units of nanograms per liter (ng/L) following US DoD QSM 5.4 protocol. Concentration and detection limits are provided to three significant figures. Analysis results for each sample are provided on Analysis Report form 1A/2.

QA/QC NOTE

Samples and QC samples analyzed in one analysis batch were carried intact through the entire analytical process. The sample data were reviewed and evaluated in relation to the batch QC samples.

- Sample analyte concentrations are not blank corrected. The data should be evaluated with consideration of the procedural blank results.
- By virtue of the isotope dilution/internal standard quantification procedures, data are recovery corrected for possible losses during extraction and cleanup.
- The calibration verification data may not be validated for those compounds that are not reported in the associated sample results.

- For some analytes, manual integration was necessary for the analyte identification and quantification for reasons listed in the following table. Each reason is identified by a number. The identification number was entered to the audit trail comments column when any manual integration was conducted. The manual audit integration reports are provided under Manual Integration Audit Reports section associate with each instrument analysis bracket.

Identification Number	Reason
1	Errors Arising from Incorrect Peak Assignment
2	Errors Arising from Peak Shouldering
3	Errors Arising from Incorrect Estimation of the Chromatogram Baseline
4	Errors Arising from Peaks Approaching Baseline Noise
5	Errors Arising from Fronting or Tailing Peaks
6	Errors Arising from Inconsistent Integration of Chromatogram Peaks
7	Manual Integration of Not-assigned Peaks
8	Deleted peaks for not meeting Signal/Noise ratio limits
9	Undid peak modifications
10	Other (further description of the reason required)

- All linearity, CAL/VER, OPR, MS/MSD and labeled compound recovery specifications were met with following exceptions:

Percent recovery of analytes 5:3 FTCA and 7:3 FTCA in the Sensitivity calibration (data filename: FC2L_008 S: 14) were below the method nominal limit (70%). Given that 5:3 FTCA and 7:3 FTCA met method criteria in the continuing calibrations (data filename: FC2L_008 S: 16 and S: 32) and the OPR's (SGS AXYS ID: WG79609-102 and -103), data are not considered affected.

The analyte EtFOSAA in the Sensitivity calibration (data filename: FC2L_008 S: 14) and analyte NFDHA in the Sensitivity calibration (data filename: FC2L_009 S: 13) did not meet the ion ratio criteria but met percent recovery criteria.

Percent recovery of labeled compounds D_3-N-MeFOSA, D_5-N-EtFOSA, D_3-MeFOSAA, D_5-EtFOSAA, D_7-NMe-FOSE, and D_9-NEt-FOSE in the Sensitivity calibration (data filename: FC2L_008 S: 14) were below the method nominal limit (70%). Given that the analytes quantified against these labeled compounds met method criteria, data are not considered affected.

Percent recovery of labeled compounds D_3-MeFOSAA, D_5-EtFOSAA, and D_9-NEt-FOSE in the continuing calibrations (data filename: FC2L_008 S: 16 and S: 32) were below the method nominal limit (70%). Given that the analytes MeFOSAA, EtFOSAA and N-EtFOSE met method criteria, data are not considered affected.

Percent recovery of analytes N-MeFOSA and N-EtFOSA in the LLOPR (SGS AXYS ID: WG79609-103) were below the method nominal limit and were flagged with a 'Q'. Sample data may be similarly affected.

Percent recovery of labeled compound d_9-NEt-FOSE in the Lab Blank, OPR, LLOPR, MS/MSD, and several client samples was below the method nominal limit and was flagged with a 'Q'. The analyte N-EtFOSE quantified against this labeled compound was flagged with a 'Q'. As the isotope dilution method of quantification produces data that are recovery corrected, the variances from the method acceptance criteria are deemed not to affect the quantification of the analytes. Percent labeled compound recoveries are used as a general method performance indicator only.

The analyte PFOS in sample ERH2265 (SGS AXYS ID: L36258-3) and analyte PFDA in sample ERH2287 (SGS AXYS ID: L36271-3) were detected but did not meet ion ratio criteria and were flagged with an 'I'.

The analyte NFDHA in the continuing calibrations (data filename: FC2L_009 S: 15 and S: 31) did not meet ion ratio criteria and was flagged 'NDR'.

Percent recovery of analyte NFDHA in the continuing calibration (data filename: FC2L_009 S: 31) was below the method nominal limit. Sample data may be similarly affected.

The analyte NFDHA in the LLOPR and MS (SGS AXYS ID: WG79609-103 and -104, respectively) did not meet ion ratio criteria and was flagged with an 'I' but met percent recovery criteria.

ANALYTICAL DISCUSSION

The initial instrumental analysis results of the samples and QC samples did not meet all method specifications for NFDHA. These sample extracts were instrumentally re-analyzed and NFDHA sample concentrations are reported from these re-injections (indicated by suffix '**i**' on the SGS AXYS ID).

DATA PACKAGE

This data package is assigned a unique identifier, DPWG79713, shown on the cover page of the data package. Included in the data package after this narrative are the following documents:

- Method summary
- Sample 'Correlation Table'
- Sample receiving documentation
- Lab extraction workup sheet
- Standard solution preparation log
- Sample data reports (in order of SGS AXYS Sample ID)
- Laboratory QC data reports
- Instrument QC data reports
- Audit reports
- Sample raw data (in order of SGS AXYS Sample ID)
- Laboratory QC raw data
- Instrument QC raw data
- Accreditation Scope

I certify that this data package is in compliance with the terms and conditions of the contract, both technically and for completeness, except for the conditions detailed above. In addition, I certify, that to the best of my knowledge and belief, the data as reported are true and accurate. The following signature, on behalf of SGS AXYS Analytical Services Ltd, authorizes the release of the data contained in this data package.

Bryan Alonzo — 17-Jan-22

Signed: Bryan Alonzo, B. Sc., Data Validation Chemist — Date Signed

This document is the Intellectual Property of SGS AXYS Analytical Services Ltd. and contains Proprietary and Confidential Business Information. It may not be reproduced or distributed without written permission of the owner. © SGS AXYS Analytical Services Ltd, 2021.
SGS AXYS Analytical Services Ltd, 2045 Mills Road W., Sidney, BC, Canada, V8L 5X2. Tel. (250) 655-5800, fax (250) 655-5811.
This is not a controlled document; it is subject to change without notification.

SGS AXYS Analytical Services Ltd.

SUMMARY OF SGS AXYS METHOD MLA-110 REV. 02 VER. 12

Analytical Procedure for the Analysis of Per- and Polyfluoroalkyl Substances (PFAS) in Aqueous Samples, Solids, Tissues, AFFF Products, Blood, Serum and Solvent Extracts with LC-MS/MS by EPA Method 1633

This method describes the analysis of per- and polyfluoroalkyl substances (PFAS) in aqueous, solid, biosolid, tissue, blood/serum, AFFF product samples and solvent extracts, determined as the total of linear and branched isomers. After spiking with isotopically labeled surrogate standards, samples are extracted and cleaned up by Solid Phase Extraction (SPE). The extracts are then analyzed by liquid chromatography/mass spectrometry (LC-MS/MS). Final sample concentrations are determined by isotope dilution/internal standard quantification.

The linear and branched isomers (as a total or as isomer groups) of PFOA, PFNA, PFHxS, PFOS, PFOSA, N-MeFOSA, N-MeFOSE, N-MeFOSAA, N-EtFOSA, N-EtFOSE and N-EtFOSAA can be reported separately upon request.

Typical reporting limits, based on the A CAL, are shown below, for the method default sample sizes:

Analyte groups	Aqueous sample	Leachate samples	Extract	Solid	Biosolid	Tissue	AFFF Products	Blood, Serum
Typical sample size	0.5 L	0.125 L	0.75 mL	5 g[3]	0.5 g[3]	2.0 g[3]	0.02 g	2 mL
Units	ng/L	ng/L	ng/mL	ng/g	ng/g	ng/g	ng/g	ng/g[1]
Perfluoroalkyl carboxylates								
PFBA	1.6	6.4	1.1	0.16	1.6	0.4	40	0.4
PFPeA	0.8	3.2	0.53	0.08	0.8	0.2	20	0.2
PFHxA	0.4	1.6	0.27	0.04	0.4	0.1	10	0.1
PFHpA	0.4	1.6	0.27	0.04	0.4	0.1	10	0.1
PFOA	0.4	1.6	0.27	0.04	0.4	0.1	10	0.1
PFNA	0.4	1.6	0.27	0.04	0.4	0.1	10	0.1
PFDA	0.4	1.6	0.27	0.04	0.4	0.1	10	0.1
PFUnA	0.4	1.6	0.27	0.04	0.4	0.1	10	0.1
PFDoA	0.4	1.6	0.27	0.04	0.4	0.1	10	0.1
PFTrDA	0.4	1.6	0.27	0.04	0.4	0.1	10	0.1
PFTeDA	0.4	1.6	0.27	0.04	0.4	0.1	10	0.1

SGS AXYS confidential, not to be distributed without written permission

This document is the Intellectual Property of SGS AXYS Analytical Services Ltd. and contains Proprietary and Confidential Business Information. It may not be reproduced or distributed without written permission of the owner. © SGS AXYS Analytical Services Ltd, 2021.
SGS AXYS Analytical Services Ltd, 2045 Mills Road W., Sidney, BC, Canada, V8L 5X2. Tel. (250) 655-5800, fax (250) 655-5811.
This is not a controlled document; it is subject to change without notification.

SGS AXYS Analytical Services Ltd.

Analyte groups	Aqueous sample	Leachate samples	Extract	Solid	Biosolid	Tissue	AFFF Products	Blood, Serum
Typical sample size	0.5 L	0.125 L	0.75 mL	5 g[3]	0.5 g[3]	2.0 g[3]	0.02 g	2 mL
Units	ng/L	ng/L	ng/mL	ng/g	ng/g	ng/g	ng/g	ng/g[1]
Perfluoroalkyl sulfonates								
PFBS	0.4	1.6	0.27	0.04	0.4	0.1	10	0.1
PFPeS	0.4	1.6	0.27	0.04	0.4	0.1	10	0.1
PFHxS	0.4	1.6	0.27	0.04	0.4	0.1	10	0.1
PFHpS	0.4	1.6	0.27	0.04	0.4	0.1	10	0.1
PFOS	0.4	1.6	0.27	0.04	0.4	0.1	10	0.1
PFNS	0.4	1.6	0.27	0.04	0.4	0.1	10	0.1
PFDS	0.4	1.6	0.27	0.04	0.4	0.1	10	0.1
PFDoS	0.4	1.6	0.27	0.04	0.4	0.1	10	0.1
Fluorotelomer sulfonates								
4:2 FTS	1.6	6.4	1.1	0.16	1.6	0.4	40	0.4
6:2 FTS	1.6	6.4	1.1	0.16	1.6	0.4	40	0.4
8:2 FTS	1.6	6.4	1.1	0.16	1.6	0.4	40	0.4
Fluorotelomer carboxylates								
3:3 FTCA	1.6	6.4	1.1	0.16	1.6	0.4	40	0.4
5:3 FTCA	10	40	6.7	1	10	2.5	250	2.5
7:3 FTCA	10	40	6.7	1	10	2.5	250	2.5
Perfluorooctane sulfonamides								
PFOSA	0.4	1.6	0.27	0.04	0.4	0.1	10	0.1
N-MeFOSA	0.4	1.6	0.27	0.04	0.4	0.1	10	0.1
N-EtFOSA	0.4	1.6	0.27	0.04	0.4	0.1	10	0.1
Perfluorooctane sulfonamidoacetic acids								
N-MeFOSAA	0.4	1.6	0.27	0.04	0.4	0.1	10	0.1
N-EtFOSAA	0.4	1.6	0.27	0.04	0.4	0.1	10	0.1
Perfluorooctane sulfonamide ethanols								

This document is the Intellectual Property of SGS AXYS Analytical Services Ltd. and contains Proprietary and Confidential Business Information. It may not be reproduced or distributed without written permission of the owner. © SGS AXYS Analytical Services Ltd, 2021.
SGS AXYS Analytical Services Ltd, 2045 Mills Road W., Sidney, BC, Canada, V8L 5X2. Tel. (250) 655-5800, fax (250) 655-5811.
This is not a controlled document; it is subject to change without notification.

SGS AXYS Analytical Services Ltd.

Analyte groups	Aqueous sample	Leachate samples	Extract	Solid	Biosolid	Tissue	AFFF Products	Blood, Serum
Typical sample size	0.5 L	0.125 L	0.75 mL	5 g[3]	0.5 g[3]	2.0 g[3]	0.02 g	2 mL
Units	ng/L	ng/L	ng/mL	ng/g	ng/g	ng/g	ng/g	ng/g[1]
N-MeFOSE	4	16	2.7	0.4	4	1[2]	100	1
N-EtFOSE	4	16	2.7	0.4	4	1[2]	100	1
Per- and polyfluoroether carboxylates								
HFPO-DA	1.6	6.4	1.1	0.16	1.6	0.4	40	0.4
ADONA	1.6	6.4	1.1	0.16	1.6	0.4	40	0.4
NFDHA	0.8	3.2	0.53	0.08	0.8	0.2	20	0.2
PFMBA	0.8	3.2	0.27	0.04	0.8	0.1	10	0.1
PFMPA	1.6	6.4	0.53	0.08	1.6	0.2	20	0.2
Ether sulfonates								
9Cl-PF3ONS	1.6	6.4	1.1	0.16	1.6	0.4	40	0.4
11Cl-PF3OUdS	1.6	6.4	1.1	0.16	1.6	0.4	40	0.4
PFEESA	0.4	1.6	0.27	0.04	0.4	0.1	10	0.1

[1] Serum reporting unit default is ng/g, but units may be converted to ng/mL upon client request by using serum density.
[2] Low surrogate recoveries in tissues of D_7-N-MeFOSE D_9-N-EtFOSE typically increase the reporting limits for N-MeFOSE and N-EtFOSE by a factor of 5.
[3] Upper weight limit for wet samples

Refer to Appendix B for sample storage conditions.

PFAS Target Analytes

Perfluoroalkyl carboxylates

Perfluorobutanoic acid (PFBA, Perfluorobutanoate)

Perfluoropentanoic acid (PFPeA, Perfluoropentanoate)

Perfluorohexanoic acid (PFHxA, Perfluorohexanoate)

Perfluoroheptanoic acid (PFHpA, Perfluoroheptanoate)

Perfluorooctanoic acid (PFOA, Perfluorooctanoate)

Perfluorononanoic acid (PFNA, Perfluorononanoate)

Perfluorodecanoic acid (PFDA, Perfluorodecanoate)

Perfluoroundecanoic acid (PFUnA, Perfluoroundecanoate)

Perfluorododecanoic acid (PFDoA, Perfluorododecanoate)

This document is the Intellectual Property of SGS AXYS Analytical Services Ltd. and contains Proprietary and Confidential Business Information. It may not be reproduced or distributed without written permission of the owner. © SGS AXYS Analytical Services Ltd, 2021.
SGS AXYS Analytical Services Ltd, 2045 Mills Road W., Sidney, BC, Canada, V8L 5X2. Tel. (250) 655-5800, fax (250) 655-5811.
This is not a controlled document; it is subject to change without notification.

Perfluorotridecanoic acid (PFTrDA, Perfluorotridecanoate)

Perfluorotetradecanoic acid (PFTeDA, Perfluorotetradecanoate)

Perfluoroalkyl sulfonates

Perfluorobutanesulfonic acid (PFBS, Perfluorobutanesulfonate)

Perfluoropentanesulfonic acid (PFPeS, Perfluoropentanesulfonate)

Perfluorohexanesulfonic acid (PFHxS, Perfluorohexanesulfonate)

Perfluoroheptanesulfonic acid (PFHpS, Perfluoroheptanesulfonate)

Perfluorooctanesulfonic acid (PFOS, Perfluorooctanesulfonate)

Perfluorononanesulfonic acid (PFNS, Perfluorononanesulfonate)

Perfluorodecanesulfonic acid (PFDS, Perfluorodecanesulfonate)

Perfluorododecanesulfonic acid (PFDoS, Perfluorododecanesulfonate)

Fluorotelomer sulfonates

1H, 1H, 2H, 2H-perfluorohexane sulfonic acid (4:2 FTS, 1H, 1H, 2H, 2H-perfluorohexane sulfonate)

1H, 1H, 2H, 2H-perfluorooctane sulfonic acid (6:2 FTS, 1H, 1H, 2H, 2H-perfluorooctane sulfonate)

1H, 1H, 2H, 2H-perfluorodecane sulfonic acid (8:2 FTS, 1H, 1H, 2H, 2H-perfluorodecane sulfonate)

Fluorotelomer carboxylates

2H, 2H, 3H, 3H-perfluorohexanoic acid (3:3 FTCA, 2H, 2H, 3H, 3H-perfluorohexanoate)

2H, 2H, 3H, 3H-perfluorooctanoic acid (5:3 FTCA, 2H, 2H, 3H, 3H-perfluorooctanoate)

2H, 2H, 3H, 3H-perfluorodecanoic acid (7:3 FTCA, 2H, 2H, 3H, 3H-perfluorodecanoate)

Perfluorooctane sulfonamides

Perfluorooctanesulfonamide (PFOSA) [1]

N-Methylperfluorooctanesulfonamide (N-MeFOSA)

N-Ethylperfluorooctanesulfonamide (N-EtFOSA)

Perfluorooctane sulfonamidoacetic acids

N-Methylperfluoro-1-octanesulfonamidoacetic acid (N-MeFOSAA, N-Methylperfluoro-1-octanesulfonamidoacetate)

N-Ethylperfluoro-1-octanesulfonamidoacetic acid (N-EtFOSAA, N-Ethylperfluoro-1-octanesulfonamidoacetate)

Perfluorooctane sulfonamidoethanols

N-Methylperfluoro-1-octanesulfonamidoethanol (N-MeFOSE)

N-Ethylperfluoro-1-octanesulfonamidoethanol (N-EtFOSE)

Ether carboxylates

2,3,3,3-Tetrafluoro-2-(1,1,2,2,3,3,3-heptafluoropropoxy)propionic acid (HFPO-DA, 2,3,3,3-Tetrafluoro-2-(1,1,2,2,3,3,3-heptafluoropropoxy)propionoate)

Decafluoro-3H-4,8-dioxanonoate (ADONA, DONA, Decafluoro-3H-4,8-dioxanonoic acid)

Perfluoro-3,6-dioxaheptanoate (NFDHA, Perfluoro-3,6-dioxaheptanoic acid)

SGS AXYS confidential, not to be distributed without written permission

This document is the Intellectual Property of SGS AXYS Analytical Services Ltd. and contains Proprietary and Confidential Business Information. It may not be reproduced or distributed without written permission of the owner. © SGS AXYS Analytical Services Ltd, 2021.
SGS AXYS Analytical Services Ltd, 2045 Mills Road W., Sidney, BC, Canada, V8L 5X2. Tel. (250) 655-5800, fax (250) 655-5811.
This is not a controlled document; it is subject to change without notification.

Perfluoro-3-methoxypropanoate (PFMPA, Perfluoro-3-methoxypropanoic acid)

Perfluoro-4-methoxybutanoate (PFMBA, Perfluoro-4-methoxybutanoic acid)

Ether sulfonates

9-chlorohexadecafluoro-3-oxanonane-1-sulfonic acid (9Cl-PF3ONS, 9-chlorohexadecafluoro-3-oxanonane-1-sulfonate)

11-chloroeicosafluoro-3-oxaundecane-1-sulfonic acid (11Cl-PF3OUdS, 11-chloroeicosafluoro-3-oxaundecane-1-sulfonate)

Perfluoro(2-ethoxyethane)sulfonic acid (PFEESA, Perfluoro(2-ethoxyethane)sulfonate

[1] PFOSA also called FOSA

The carboxylic and sulfonic acid analyte concentrations can be reported as either the acid or the anion forms. The anion and corresponding acid forms and their CAS Registry Numbers are shown in Appendix A of this summary.

Each compound is determined as the total of linear and branched isomers where branched standards are available to confirm their retention time.

1.0 EXTRACTION AND CLEANUP PROCEDURES

Aqueous samples size may be up to 1000 mL for aqueous samples analyzed by this method, and up to 0.75 mL for extracts/solvents. Leachate samples are typically 125 mL. The OPR and BLK (reagent water) must be of the same volume as a typical sample in the batch. Samples are stored in HDPE (high density polyethylene) containers. All samples are spiked with surrogate standards. Aqueous samples are extracted by solid phase extraction (SPE) using weak anion exchange cartridges; wash and elution procedures are chosen to meet various analysis requirements. Sample extracts are then treated with carbon powder, spiked with recovery standards and analyzed by LC-MS/MS. For aqueous samples that clog the SPE cartridge during loading, the project manager may approve matters related to change in sample size and the spiking of MS/MSD samples. A second, non-standard procedure may be used to filter samples using the entire sample bottle. This option measures dissolved PFAS. It does not include PFAS bound to particulate. It does not give equivalent results to the standard procedure above.

Extract/solvent samples don't undergo solid phase extraction. The samples are spiked with surrogate and recovery standards, and analyzed by LC-MS/MS.

The sample sizes may be up to 5 g dry weight or up to 10 g wet weight for solid samples and up to 0.5 g dry weight or up to 5 g wet weight for biosolid samples. After addition of isotopically labelled surrogate standards the sample is extracted by shaking three times with methanolic ammonium hydroxide solution, each time collecting the supernatants. The supernatants are combined, treated with ultra pure carbon powder and evaporated to remove methanol. The resulting solution is diluted with water and cleaned up by solid phase extraction (SPE) using disposable cartridges containing a weak anion exchange sorbent. For a batch, either PromoChrom automated SPE or vacuum manifold SPE equipment will be used. The eluate is spiked with recovery standards and analyzed by LC-MS/MS.

SGS AXYS confidential, not to be distributed without written permission

This document is the Intellectual Property of SGS AXYS Analytical Services Ltd. and contains Proprietary and Confidential Business Information. It may not be reproduced or distributed without written permission of the owner. © SGS AXYS Analytical Services Ltd, 2021.
SGS AXYS Analytical Services Ltd, 2045 Mills Road W., Sidney, BC, Canada, V8L 5X2. Tel. (250) 655-5800, fax (250) 655-5811.
This is not a controlled document; it is subject to change without notification.

Tissue sample size may be up to 2 g wet weight. After addition of isotopically labelled surrogate standards the sample is extracted with methanolic potassium hydroxide solution, with acetonitrile, and finally with methanolic potassium hydroxide solution, each time collecting the supernatants. The supernatants are combined, treated with ultra pure carbon powder and evaporated to remove methanol. The resulting solution is diluted with water and cleaned up by solid phase extraction (SPE) on a weak anion exchange sorbent. The eluate is spiked with recovery standards and analyzed by LC-MS/MS.

All AFFF samples are pre-screened before analysis to determine the appropriate amount of sample to analyze. A suitable subsample is dissolved in water, spiked with surrogate standards and extracted by solid phase extraction (SPE). The extracts are treated with carbon powder, spiked with recovery standards and analyzed by LC-MS/MS.

Blood, Serum sample size may be up to 2 mL. After the addition of isotopically labelled surrogate standards the sample is extracted with 50% formic acid. The resulting solution is cleaned up by solid phase extraction (SPE) on a weak anion exchange sorbent. The eluent tubes are spiked with recovery standards and then eluent collected and analyzed by LC-MS/MS.

2.0 INSTRUMENTATION

Analysis of the sample extract is performed on a UPLC-MS/MS (ultrahigh performance liquid chromatography) reversed phase C18 column using a solvent gradient. The column is coupled to a triple quadrupole mass spectrometer run at unit mass resolution in the Multiple Reaction Monitoring (MRM) mode, using negative electrospray ionization.

3.0 CALIBRATION

Initial calibration of the UPLC-MS/MS instrument is performed by the analysis of five or more calibration solutions. A mid-level calibration standard is analyzed to verify the initial calibration and injected after:

- at least every 12 hours.
- For DoD accredited work after every 10 client samples or every 12 hours, whichever occurs first, and at the end of the instrumental run sequence.

This document is the Intellectual Property of SGS AXYS Analytical Services Ltd. and contains Proprietary and Confidential Business Information. It may not be reproduced or distributed without written permission of the owner. © SGS AXYS Analytical Services Ltd, 2021.
SGS AXYS Analytical Services Ltd, 2045 Mills Road W., Sidney, BC, Canada, V8L 5X2. Tel. (250) 655-5800, fax (250) 655-5811.
This is not a controlled document; it is subject to change without notification.

SGS AXYS Analytical Services Ltd.

Nominal Concentrations of Calibration Solutions (ng/mL)

	CAL A Inst. Sens.	CAL B	CAL C	CAL D	CAL E (CAL-VER)	CAL F	CAL G	CAL H	CAL I	CAL J
Perfluoroalkyl carboxylates										
PFBA	0.2	0.4	0.8	2	**5**	10	20	50	250	1000
PFPeA	0.1	0.2	0.4	1	**2.5**	5	10	25	125	500
PFHxA	0.05	0.1	0.2	0.5	**1.25**	2.5	5	12.5	62.5	250
PFHpA	0.05	0.1	0.2	0.5	**1.25**	2.5	5	12.5	62.5	250
PFOA	0.05	0.1	0.2	0.5	**1.25**	2.5	5	12.5	62.5	250
PFNA	0.05	0.1	0.2	0.5	**1.25**	2.5	5	12.5	62.5	250
PFDA	0.05	0.1	0.2	0.5	**1.25**	2.5	5	12.5	62.5	250
PFUnA	0.05	0.1	0.2	0.5	**1.25**	2.5	5	12.5	62.5	250
PFDoA	0.05	0.1	0.2	0.5	**1.25**	2.5	5	12.5	62.5	250
PFTrDA	0.05	0.1	0.2	0.5	**1.25**	2.5	5	12.5	62.5	250
PFTeDA	0.05	0.1	0.2	0.5	**1.25**	2.5	5	12.5	62.5	250
Perfluoroalkyl sulfonates										
PFBS	0.05	0.1	0.2	0.5	**1.25**	2.5	5	12.5	62.5	250
PFPeS	0.05	0.1	0.2	0.5	**1.25**	2.5	5	12.5	62.5	250
PFHxS	0.05	0.1	0.2	0.5	**1.25**	2.5	5	12.5	62.5	250
PFHpS	0.05	0.1	0.2	0.5	**1.25**	2.5	5	12.5	62.5	250
PFOS	0.05	0.1	0.2	0.5	**1.25**	2.5	5	12.5	62.5	250
PFNS	0.05	0.1	0.2	0.5	**1.25**	2.5	5	12.5	62.5	250
PFDS	0.05	0.1	0.2	0.5	**1.25**	2.5	5	12.5	62.5	250

This document is the Intellectual Property of SGS AXYS Analytical Services Ltd. and contains Proprietary and Confidential Business Information. It may not be reproduced or distributed without written permission of the owner. © SGS AXYS Analytical Services Ltd, 2021.
SGS AXYS Analytical Services Ltd, 2045 Mills Road W., Sidney, BC, Canada, V8L 5X2. Tel. (250) 655-5800, fax (250) 655-5811.
This is not a controlled document; it is subject to change without notification.

SGS AXYS Analytical Services Ltd.

	CAL A Inst. Sens.	CAL B	CAL C	CAL D	CAL E (CAL-VER)	CAL F	CAL G	CAL H	CAL I	CAL J
PFDoS	0.05	0.1	0.2	0.5	**1.25**	2.5	5	12.5	62.5	250
Fluorotelomer sulfonates										
4:2 FTS	0.2	0.4	0.8	2	**5**	10	20	50	250	1000
6:2 FTS	0.2	0.4	0.8	2	**5**	10	20	50	250	1000
8:2 FTS	0.2	0.4	0.8	2	**5**	10	20	50	250	1000
Perfluorooctane sulfonamides										
PFOSA	0.05	0.1	0.2	0.5	**1.25**	2.5	5	12.5	62.5	250
N-MeFOSA	0.05	0.1	0.2	0.5	**1.25**	2.5	5	12.5	62.5	250
N-EtFOSA	0.05	0.1	0.2	0.5	**1.25**	2.5	5	12.5	62.5	250
Perfluorooctane sulfonamidoacetic acids										
N-MeFOSAA	0.05	0.1	0.2	0.5	**1.25**	2.5	5	12.5	62.5	250
N-EtFOSAA	0.05	0.1	0.2	0.5	**1.25**	2.5	5	12.5	62.5	250
Perfluorooctane sulfonamide ethanols										
N-MeFOSE	0.5	1	2	5	**12.5**	25	50	125	625	2500
N-EtFOSE	0.5	1	2	5	**12.5**	25	50	125	625	2500
Per- and polyfluoroether carboxylates										

This document is the Intellectual Property of SGS AXYS Analytical Services Ltd. and contains Proprietary and Confidential Business Information. It may not be reproduced or distributed without written permission of the owner. © SGS AXYS Analytical Services Ltd, 2021.
SGS AXYS Analytical Services Ltd, 2045 Mills Road W., Sidney, BC, Canada, V8L 5X2. Tel. (250) 655-5800, fax (250) 655-5811.
This is not a controlled document; it is subject to change without notification.

SGS AXYS Analytical Services Ltd.

	CAL A Inst. Sens.	CAL B	CAL C	CAL D	CAL E (CAL-VER)	CAL F	CAL G	CAL H	CAL I	CAL J
HFPO-DA	0.2	0.4	0.8	2	**5**	10	20	50	250	1000
ADONA	0.2	0.4	0.8	2	**5**	10	20	50	250	1000
PFMPA	0.1	0.2	0.4	1	**2.5**	5	10	25	125	500
PFMBA	0.05	0.1	0.2	0.5	**1.25**	2.5	5	12.5	62.5	250
NFDHA	0.1	0.2	0.4	1	**2.5**	5	10	25	125	-
Ether sulfonates										
9Cl-PF3ONS	0.2	0.4	0.8	2	**5**	10	20	50	250	1000
11Cl-PF3OUdS	0.2	0.4	0.8	2	**5**	10	20	50	250	1000
PFEESA	0.05	0.1	0.2	0.5	**1.25**	2.5	5	12.5	62.5	250
Fluorotelomer carboxylates										
3:3 FTCA	0.2	0.4	0.8	2	**5**	10	20	50	250	1000
5:3 FTCA	1.25	2.5	5	12.5	**31.3**	62.5	125	312	1560	-
7:3 FTCA	1.25	2.5	5	12.5	**31.3**	62.5	125	312	1560	-
Surrogate Standards										
$^{13}C_4$-PFBA	10	10	10	10	**10**	10	10	10	10	10
$^{13}C_5$-PFPeA	5	5	5	5	**5**	5	5	5	5	5
$^{13}C_5$-PFHxA	2.5	2.5	2.5	2.5	**2.5**	2.5	2.5	2.5	2.5	2.5
$^{13}C_4$-PFHpA	2.5	2.5	2.5	2.5	**2.5**	2.5	2.5	2.5	2.5	2.5
$^{13}C_8$-PFOA	2.5	2.5	2.5	2.5	**2.5**	2.5	2.5	2.5	2.5	2.5

This document is the Intellectual Property of SGS AXYS Analytical Services Ltd. and contains Proprietary and Confidential Business Information. It may not be reproduced or distributed without written permission of the owner. © SGS AXYS Analytical Services Ltd, 2021.
SGS AXYS Analytical Services Ltd, 2045 Mills Road W., Sidney, BC, Canada, V8L 5X2. Tel. (250) 655-5800, fax (250) 655-5811.
This is not a controlled document; it is subject to change without notification.

SGS AXYS Analytical Services Ltd.

	CAL A Inst. Sens.	CAL B	CAL C	CAL D	CAL E (CAL-VER)	CAL F	CAL G	CAL H	CAL I	CAL J
$^{13}C_9$-PFNA	1.25	1.25	1.25	1.25	**1.25**	1.25	1.25	1.25	1.25	1.25
$^{13}C_6$-PFDA	1.25	1.25	1.25	1.25	**1.25**	1.25	1.25	1.25	1.25	1.25
$^{13}C_7$-PFUnA	1.25	1.25	1.25	1.25	**1.25**	1.25	1.25	1.25	1.25	1.25
$^{13}C_2$-PFDoA	1.25	1.25	1.25	1.25	**1.25**	1.25	1.25	1.25	1.25	1.25
$^{13}C_2$-PFTeDA	1.25	1.25	1.25	1.25	**1.25**	1.25	1.25	1.25	1.25	1.25
$^{13}C_3$-PFBS	2.5	2.5	2.5	2.5	**2.5**	2.5	2.5	2.5	2.5	2.5
$^{13}C_3$-PFHxS	2.5	2.5	2.5	2.5	**2.5**	2.5	2.5	2.5	2.5	2.5
$^{13}C_8$-PFOS	2.5	2.5	2.5	2.5	**2.5**	2.5	2.5	2.5	2.5	2.5
$^{13}C_2$-4:2 FTS	5	5	5	5	**5**	5	5	5	5	5
$^{13}C_2$-6:2 FTS	5	5	5	5	**5**	5	5	5	5	5
$^{13}C_2$-8:2 FTS	5	5	5	5	**5**	5	5	5	5	5
$^{13}C_8$-PFOSA	2.5	2.5	2.5	2.5	**2.5**	2.5	2.5	2.5	2.5	2.5
D_3-N-MeFOSA	2.5	2.5	2.5	2.5	**2.5**	2.5	2.5	2.5	2.5	2.5
D_5-N-EtFOSA	2.5	2.5	2.5	2.5	**2.5**	2.5	2.5	2.5	2.5	2.5
D_3-N-MeFOSAA	5	5	5	5	**5**	5	5	5	5	5
D_5-N-EtFOSAA	5	5	5	5	**5**	5	5	5	5	5
D_7-N-MeFOSE	25	25	25	25	**25**	25	25	25	25	25

This document is the Intellectual Property of SGS AXYS Analytical Services Ltd. and contains Proprietary and Confidential Business Information. It may not be reproduced or distributed without written permission of the owner. © SGS AXYS Analytical Services Ltd, 2021.
SGS AXYS Analytical Services Ltd, 2045 Mills Road W., Sidney, BC, Canada, V8L 5X2. Tel. (250) 655-5800, fax (250) 655-5811.
This is not a controlled document; it is subject to change without notification.

SGS AXYS Analytical Services Ltd.

	CAL A Inst. Sens.	CAL B	CAL C	CAL D	CAL E (CAL-VER)	CAL F	CAL G	CAL H	CAL I	CAL J
D_9-N-EtFOSE	25	25	25	25	**25**	25	25	25	25	25
$^{13}C_3$-HFPO-DA	10	10	10	10	**10**	10	10	10	10	10
Recovery standards										
$^{13}C_3$-PFBA	5	5	5	5	**5**	5	5	5	5	5
$^{13}C_2$-PFHxA	2.5	2.5	2.5	2.5	**2.5**	2.5	2.5	2.5	2.5	2.5
$^{13}C_4$-PFOA	2.5	2.5	2.5	2.5	**2.5**	2.5	2.5	2.5	2.5	2.5
$^{13}C_5$-PFNA	1.25	1.25	1.25	1.25	**1.25**	1.25	1.25	1.25	1.25	1.25
$^{13}C_2$-PFDA	1.25	1.25	1.25	1.25	**1.25**	1.25	1.25	1.25	1.25	1.25
$^{18}O_2$-PFHxS	2.5	2.5	2.5	2.5	**2.5**	2.5	2.5	2.5	2.5	2.5
$^{13}C_4$-PFOS	2.5	2.5	2.5	2.5	**2.5**	2.5	2.5	2.5	2.5	2.5
$^{13}C_2$-D_4-6:2-FTS[2]	5	5	5	5	**5**	5	5	5	5	5

[1] Native and Surrogate analytes may be excluded from CAL I and CAL J if they fail to meet method specifications.

[2] This additional recovery standard is an improvement beyond EPA 1633 requirements.

This document is the Intellectual Property of SGS AXYS Analytical Services Ltd. and contains Proprietary and Confidential Business Information. It may not be reproduced or distributed without written permission of the owner. © SGS AXYS Analytical Services Ltd, 2021.
SGS AXYS Analytical Services Ltd, 2045 Mills Road W., Sidney, BC, Canada, V8L 5X2. Tel. (250) 655-5800, fax (250) 655-5811.
This is not a controlled document; it is subject to change without notification.

4.0 QUANTIFICATION PROCEDURES

4.1 Calculations

Target compounds are quantified using the isotope dilution/internal standard method, comparing the area of the primary (quantifying) transition product ion of the target compound to that of the ^{13}C-labelled or deuterium labeled standard and correcting for response factors. Mean relative response factors (RRF), determined from the multi-level initial calibration series are used to convert raw peak areas in sample chromatograms to final concentrations as follows:

$$\text{Concentration of Target} = \left(\frac{\text{area of Target}}{\text{area of Qt Std}}\right) \times \left(\frac{\text{weight of Qt Std}}{\text{RRF}}\right) \times \left(\frac{1}{\text{weight of sample}}\right)$$

where $$\text{RRF} = \left(\frac{\text{area of Target}}{\text{area of Qt Std}}\right) \times \left(\frac{\text{weight of Qt Std}}{\text{weight of Target}}\right)$$

and the Qt Std is either the surrogate or the internal standard

The isotopically labeled analog of an analyte (surrogate) is used for quantitation (Isotope Dilution Quantitation). If a labeled analog is not commercially available, a surrogate with chemical similarity and close retention time is used for quantitation (internal standard quantitation). Final target concentrations are recovery corrected by this method of quantification.

4.2 Reporting Limits

Sample Specific Detection Limits (SDL) are determined by converting the area equivalent to 3.0 times the estimated chromatographic noise height to a concentration in the same manner that target peak responses are converted to final concentrations. The SDL accounts for any effect of matrix on the detection system and for recovery achieved through the analytical work-up.

Results are reported to the greater of the SDL or the concentration equivalent to CAL A. The lowest method calibration limit (LMCL) is CAL B. Results below the LOQ are J flagged.

The EPA defines ML (minimum level of detection) as the lowest concentration at which an analyte can be measured with a known level of confidence. EPA considers the terms, “reporting limit”, “quantitation limit”, “limit of quantitation” and “minimum level” to be synonymous. For SGS AXYS purposes, the ML is established by multiplying the MDL by 3.18 and rounding the result to the nearest integer of 1, 2 or 5 X 10^n, where n is an integer.

A client may choose to report field samples to the ML. If this is chosen, the blank should be reported to the MDL.

SGS AXYS confidential, not to be distributed without written permission

This document is the Intellectual Property of SGS AXYS Analytical Services Ltd. and contains Proprietary and Confidential Business Information. It may not be reproduced or distributed without written permission of the owner. © SGS AXYS Analytical Services Ltd, 2021.
SGS AXYS Analytical Services Ltd, 2045 Mills Road W., Sidney, BC, Canada, V8L 5X2. Tel. (250) 655-5800, fax (250) 655-5811.
This is not a controlled document; it is subject to change without notification.

SGS AXYS Analytical Services Ltd.

Analytes, Transition Ions and Quantification References

	Typical Retention Time [1]	Precursor Ion m/z	Quantification Product Ion m/z[4]	Confirmation Product Ion m/z [2,4]	Typical Ion Ratio Quant./Conf.[3,6]	Quantified using
Target analytes						
PFBA	1.96	212.8	168.9	n.a.	n.a. (weak confirmation ion)	$^{13}C_4$-PFBA
PFPeA	4.18	263.0	219.0	68.9	n.a. (weak confirmation ion)	$^{13}C_5$-PFPeA
PFHxA	4.81	313.0	269.0	118.9	7.2	$^{13}C_5$-PFHxA
PFHpA	5.32	363.1	319.0	169.0	2.6	$^{13}C_4$-PFHpA
PFOA	6.16	413.0	369.0	169.0	n.a.	$^{13}C_8$-PFOA
PFNA	6.99	463.0	419.0	219.0	n.a.	$^{13}C_9$-PFNA
PFDA	7.47	512.9	469.0	219.0	3.6	$^{13}C_6$-PFDA
PFUnA	7.81	563.1	519.0	269.1	4.0	$^{13}C_7$-PFUnA
PFDoA	8.13	613.1	569.0	319.0	9.3	$^{13}C_2$-PFDoA
PFTrDA	8.53	663.0	619.0	168.9	5.4	avg. $^{13}C_2$-PFTeA and $^{13}C_2$-PFDoA
PFTeDA	8.96	713.1	669.0	168.9	4.2	$^{13}C_2$-PFTeDA
PFBS	4.79	298.7	79.9	98.8	2.0	$^{13}C_3$-PFBS [5]
PFPeS	5.38	349.1	79.9	98.9	1.8	$^{13}C_3$-PFHxS
PFHxS	6.31	398.7	79.9	98.9	n.a.	$^{13}C_3$-PFHxS
PFHpS	7.11	449.0	79.9	98.8	1.7	$^{13}C_8$-PFOS
PFOS	7.59	498.9	79.9	98.8	n.a.	$^{13}C_8$-PFOS
PFNS	7.92	548.8	79.9	98.8	1.7	$^{13}C_8$-PFOS
PFDS	8.28	599.0	79.9	98.8	1.8	$^{13}C_8$-PFOS

This document is the Intellectual Property of SGS AXYS Analytical Services Ltd. and contains Proprietary and Confidential Business Information. It may not be reproduced or distributed without written permission of the owner. © SGS AXYS Analytical Services Ltd, 2021.
SGS AXYS Analytical Services Ltd, 2045 Mills Road W., Sidney, BC, Canada, V8L 5X2. Tel. (250) 655-5800, fax (250) 655-5811.
This is not a controlled document; it is subject to change without notification.

SGS AXYS Analytical Services Ltd.

	Typical Retention Time [1]	Precursor Ion m/z	Quantification Product Ion m/z[4]	Confirmation Product Ion m/z [2,4]	Typical Ion Ratio Quant./Conf.[3,6]	Quantified using
PFDoS	9.14	699.1	79.9	98.8	1.7	$^{13}C_8$-PFOS
4:2 FTS	4.67	327.1	307.0	80.9	1.3	$^{13}C_2$-4:2 FTS
6:2 FTS	5.81	427.1	407.0	80.9	1.5	$^{13}C_2$-6:2 FTS
8:2 FTS	7.28	527.1	507.0	80.8	1.9	$^{13}C_2$-8:2 FTS
PFOSA	8.41	498.1	77.9	478.0	n.a.	$^{13}C_8$-PFOSA
N-MeFOSA	9.70	511.9	219.0	169.0	n.a.	D_3-N-MeFOSA
N-EtFOSA	9.94	526.0	219.0	169.0	n.a.	D_5-N-EtFOSA
N-MeFOSAA	7.51	570.1	419.0	483.0	n.a.	D_3-N-MeFOSAA
N-EtFOSAA	7.65	584.2	419.1	526.0	n.a.	D_5-N-EtFOSAA
N-MeFOSE	9.57	616.1	58.9	n.a.	n.a. (weak confirmation ion)	D_7-N-MeFOSE
N-EtFOSE	9.85	630.0	58.9	n.a.	n.a. (weak confirmation ion)	D_9-N-EtFOSE
HFPO-DA	4.97	284.9	168.9	184.9	2.1	$^{13}C_3$-HFPO-DA
ADONA	5.79	376.9	250.9	84.8	2.6	$^{13}C_3$-HFPO-DA
9Cl-PF3ONS	7.82	530.8	351.0	532.8 → 353.0	3.0	$^{13}C_3$-HFPO-DA
11Cl-PF3OUdS	8.62	630.9	450.9	632.9 → 452.9	3.2	$^{13}C_3$-HFPO-DA
3:3 FTCA	3.89	241.0	177.0	117.0	1.70	$^{13}C_5$-PFPeA
5:3 FTCA	5.14	341.0	237.1	217.0	1.16	$^{13}C_5$-PFHxA
7:3 FTCA	6.76	441.0	316.9	336.9	0.69	$^{13}C_5$-PFHxA
PFMPA	3.21	229.0	84.9	n.a.	n.a. (weak confirmation ion)	$^{13}C_5$-PFPeA
PFMBA	4.53	279.0	85.1	n.a.	n.a. (weak confirmation ion)	$^{13}C_5$-PFPeA

This document is the Intellectual Property of SGS AXYS Analytical Services Ltd. and contains Proprietary and Confidential Business Information. It may not be reproduced or distributed without written permission of the owner. © SGS AXYS Analytical Services Ltd, 2021.
SGS AXYS Analytical Services Ltd, 2045 Mills Road W., Sidney, BC, Canada, V8L 5X2. Tel. (250) 655-5800, fax (250) 655-5811.
This is not a controlled document; it is subject to change without notification.

SGS AXYS Analytical Services Ltd.

	Typical Retention Time [1]	Precursor Ion m/z	Quantification Product Ion m/z[4]	Confirmation Product Ion m/z [2,4]	Typical Ion Ratio Quant./Conf.[3,6]	Quantified using
NFDHA	4.84	295.0	201.0	84.9	1.46	$^{13}C_5$-PFHxA
PFEESA	5.08	314.8	134.9	82.9	9.22	$^{13}C_5$-PFHxA
Surrogate standard						
$^{13}C_4$-PFBA	1.95	216.8	171.9	n.a.		$^{13}C_3$-PFBA
$^{13}C_5$-PFPeA	4.18	268.3	223.0	n.a.		$^{13}C_2$-PFHxA
$^{13}C_5$-PFHxA	4.80	318.0	273.0	120.3		$^{13}C_2$-PFHxA
$^{13}C_4$-PFHpA	5.32	367.1	322.0	n.a.		$^{13}C_4$-PFOA
$^{13}C_8$-PFOA	6.16	421.1	376.0	n.a.		$^{13}C_4$-PFOA
$^{13}C_9$-PFNA	6.99	472.1	427.0	n.a.		$^{13}C_5$-PFNA
$^{13}C_6$-PFDA	7.47	519.1	474.1	n.a.		$^{13}C_2$-PFDA
$^{13}C_7$-PFUnA	7.81	570.0	525.1	n.a.		$^{13}C_2$-PFDA
$^{13}C_2$-PFDoA	8.13	615.1	570.0	n.a.		$^{13}C_2$-PFDA
$^{13}C_2$-PFTeDA	8.96	715.1	670.0	n.a.		$^{13}C_2$-PFDA
$^{13}C_3$-PFBS	4.78	302.1	79.9	98.9		$^{18}O_2$-PFHxS
$^{13}C_3$-PFHxS	6.30	402.1	79.9	98.8		$^{18}O_2$-PFHxS
$^{13}C_8$-PFOS	7.59	507.1	79.9	98.9		$^{13}C_4$-PFOS
$^{13}C_2$-4:2 FTS	4.67	329.1	80.9	309.0		$^{13}C_2$-D_4-6:2 FTS
$^{13}C_2$-6:2 FTS	5.82	429.1	80.9	409.0		$^{13}C_2$-D_4-6:2 FTS
$^{13}C_2$-8:2 FTS	7.28	529.1	80.9	509.0		$^{13}C_2$-D_4-6:2 FTS
$^{13}C_8$-PFOSA	8.41	506.1	77.8	n.a.		$^{13}C_4$-PFOS
D_3-N-MeFOSA	9.70	515.0	219.0	n.a.		$^{13}C_4$-PFOS
D_5-N-EtFOSA	9.94	531.1	219.0	n.a.		$^{13}C_4$-PFOS
D_3-N-MeFOSAA	7.51	573.2	419.0	n.a.		$^{13}C_2$-D_4-6:2 FTS
D_5-N-EtFOSAA	7.65	589.2	419.0	n.a.		$^{13}C_2$-D_4-6:2 FTS

This document is the Intellectual Property of SGS AXYS Analytical Services Ltd. and contains Proprietary and Confidential Business Information. It may not be reproduced or distributed without written permission of the owner. © SGS AXYS Analytical Services Ltd, 2021.
SGS AXYS Analytical Services Ltd, 2045 Mills Road W., Sidney, BC, Canada, V8L 5X2. Tel. (250) 655-5800, fax (250) 655-5811.
This is not a controlled document; it is subject to change without notification.

SGS AXYS Analytical Services Ltd.

	Typical Retention Time [1]	Precursor Ion m/z	Quantification Product Ion m/z[4]	Confirmation Product Ion m/z [2,4]	Typical Ion Ratio Quant./Conf.[3,6]	Quantified using
D_7-N-MeFOSE	9.56	623.2	58.9	n.a.		$^{13}C_4$-PFOS
D_9-N-EtFOSE	9.83	639.2	58.9	n.a.		$^{13}C_4$-PFOS
$^{13}C_3$-HFPO-DA	4.97	286.9	168.9	184.9		$^{13}C_2$-PFHxA
Recovery standards						
$^{13}C_3$-PFBA	1.95	216.0	172.0	n.a.		External
$^{13}C_2$-PFHxA	4.80	315.1	270.0	119.4		External
$^{13}C_4$-PFOA	6.16	417.1	172.0	n.a.		External
$^{13}C_5$-PFNA	6.99	468.0	423.0	n.a.		External
$^{13}C_2$-PFDA	7.47	515.1	470.1	n.a.		External
$^{18}O_2$-PFHxS	6.30	403.0	83.9	n.a.		External
$^{13}C_4$-PFOS	7.59	502.8	79.9	98.9		External
$^{13}C_2$-D_4-6:2 FTS	5.85	432.9	81.9	411.9		External

1 Times shown are in decimal minute units.

2 Alternate transition, second m/z, may be used if necessary, to avoid interference.

3 Transition ion ratios may vary by instrument, values shown are examples. Ion ratios applicable to qualitative identification are determined from instrumental calibration data.

4 Unit mass resolution of this instrument suggests ± 0.5 amu uncertainty in indicated masses.

5 If the quantifying standard $^{13}C_3$-PFBS is unavailable PFBS may optionally be quantified against $^{13}C_3$-PFHxS.

6 ion ratios of individual isomers are gathered from the sum of the linear and branched isomers and are compared to the ion ratio from the mid-point calibration standard in the I-CAL

SGS AXYS confidential, not to be distributed without written permission

This document is the Intellectual Property of SGS AXYS Analytical Services Ltd. and contains Proprietary and Confidential Business Information. It may not be reproduced or distributed without written permission of the owner. © SGS AXYS Analytical Services Ltd, 2021.
SGS AXYS Analytical Services Ltd, 2045 Mills Road W., Sidney, BC, Canada, V8L 5X2. Tel. (250) 655-5800, fax (250) 655-5811.
This is not a controlled document; it is subject to change without notification.

5.0 QUALITY ACCEPTANCE CRITERIA

Samples are analyzed in batches consisting of a maximum of twenty samples, one procedural blank and one spiked matrix (OPR) sample. A duplicate is analyzed, provided there is sufficient sample, with batches containing 7-20 samples. Matrix spike/matrix spike duplicate (MS/MSD) pairs may be analyzed on an individual contract basis. The batch is carried through the complete analytical process as a unit. For sample data to be reportable, the batch QC data must meet the established acceptance criteria presented on the analysis reports.

QC Specification Table for Aqueous, Solid, AFFF and Tissue Samples: Procedural Blank Levels and OPR Recovery Ranges, includes DoD QSM Recovery Ranges

Compound	Procedural Blank Level (ng/sample)	OPR Recovery Range for Aqueous and AFFF Samples (%)	OPR Recovery Range for Solid Samples (%)	OPR Recovery Range for Tissue Samples (%)	OPR Recovery Range for Blood/ Serum Samples (%)
PFBA	≤ 1.6	70-130	70-130	70-130	70-130
PFPeA	≤ 0.8	70-130	70-130	70-130	70-130
PFHxA	≤ 0.4	70-130	70-130	70-140	70-130
PFHpA	≤ 0.4	70-130	70-130	70-133	70-130
PFOA	≤ 0.4	70-130	70-130	70-130	70-130
PFNA	≤ 0.4	70-130	70-130	54-159	70-130
PFDA	≤ 0.4	70-130	70-130	70-130	70-150
PFUnA	≤ 0.4	70-130	70-130	70-130	70-140
PFDoA	≤ 0.4	70-130	70-130	70-130	70-140
PFTrDA	≤ 0.4	70-130	70-130	60-140	70-130
PFTeDA	≤ 0.4	70-130	70-130	70-130	70-130
PFBS	≤ 0.4	70-131	70-130	70-133	70-130
PFPeS	≤ 0.4	70-130	70-130	60-130	70-130
PFHxS	≤ 0.4	70-130	70-130	70-130	70-130
PFHpS	≤ 0.4	70-130	70-130	60-130	70-130
PFOS	≤ 0.4	70-130	70-130	70-130	70-130
PFNS	≤ 0.4	70-130	70-130	60-130	40-140
PFDS	≤ 0.4	70-130	70-130	60-130	70-130
PFDoS	≤ 0.4	70-130	70-130	42-130	70-130
4:2 FTS	≤ 1.6	70-130	70-130	70-130	70-130
6:2 FTS	≤ 5	70-130	70-130	70-130	70-130
8:2 FTS	≤ 1.6	70-130	70-130	70-130	70-130

This document is the Intellectual Property of SGS AXYS Analytical Services Ltd. and contains Proprietary and Confidential Business Information. It may not be reproduced or distributed without written permission of the owner. © SGS AXYS Analytical Services Ltd, 2021.
SGS AXYS Analytical Services Ltd, 2045 Mills Road W., Sidney, BC, Canada, V8L 5X2. Tel. (250) 655-5800, fax (250) 655-5811.
This is not a controlled document; it is subject to change without notification.

SGS AXYS Analytical Services Ltd.

PFOSA	≤ 0.4	70-130	70-130	70-130	70-130
N-MeFOSA	≤ 0.4	70-130	70-130	70-150	70-130
N-EtFOSA	≤ 0.4	70-130	70-130	70-130	70-130
N-MeFOSAA	≤ 0.4	70-130	70-130	70-130	70-150
N-EtFOSAA	≤ 0.4	70-130	70-130	70-130	60-130
N-MeFOSE	≤ 4	70-130	70-130	n.a.[1]	70-130
N-EtFOSE	≤ 4	70-130	70-130	62-157	70-160
HFPO-DA	≤ 1.6	49-150	70-130	62-149	70-130
ADONA	≤ 1.6	70-132	70-132	70-219	70-130
9Cl-PF3ONS	≤1.6	70-131	70-130	70-197	60-130
11Cl-PF3OUdS	≤ 1.6	68-130	59-130	68-188	70-130
3:3 FTCA	≤ 1.6	70-130	68-130	47-130	n.a.[2]
5:3 FTCA	≤ 10	70-130	69-130	70-198	60-140
7:3 FTCA	≤ 10	70-130	59-130	70-164	60-140
PFMPA	≤ 0.8	70-130	70-130	67-140	60-140
PFMBA	≤ 0.4	70-130	70-130	70-130	60-140
NFDHA	≤ 0.8	45-130	39-130	n.a[1]	n.a.[2]
PFEESA	≤ 0.4	70-130	70-130	53-140	60-140

[1] N-MeFOSE and NFDHA in tissues are for information only
[2] 3:3 FTCA and NFDHA in serums are for information only.

Marginal exceedance allowance – results for one compound may fall outside of these limits by a maximum of 10% of the value. Note that for AFFF products, these are interim specifications and data outside the specifications may be acceptable based on application and professional judgment. DoD specification for procedural blanks: No analytes detected >½ LOQ or > 1/10th the amount measured in any sample or 1/10th the regulatory limit, whichever is greater.

This document is the Intellectual Property of SGS AXYS Analytical Services Ltd. and contains Proprietary and Confidential Business Information. It may not be reproduced or distributed without written permission of the owner. © SGS AXYS Analytical Services Ltd, 2021.
SGS AXYS Analytical Services Ltd, 2045 Mills Road W., Sidney, BC, Canada, V8L 5X2. Tel. (250) 655-5800, fax (250) 655-5811.
This is not a controlled document; it is subject to change without notification.

SGS AXYS Analytical Services Ltd.

QC Specifications for Aqueous, Solid, AFFF, Tissue and Blood Serum Samples: Surrogate Standard Recoveries, OPR and Samples

Surrogate Standard	OPR and Sample Recovery Range [1] for Aqueous and AFFF Samples (%)	OPR and Sample Recovery Range [1] for Solid Samples (%)	OPR and Sample Recovery Range [1] for Tissue Samples (%)	OPR and Sample Recovery Range [1] for Blood /Serum Samples (%)
$^{13}C_4$-PFBA	50-150	50-150	50-150	50-150
$^{13}C_5$-PFPeA	50-150	50-150	50-150	50-150
$^{13}C_5$-PFHxA	50-150	50-150	50-150	50-150
$^{13}C_4$-PFHpA	50-150	50-150	50-150	50-150
$^{13}C_8$-PFOA	50-150	50-150	50-150	50-150
$^{13}C_9$-PFNA	50-150	50-150	50-150	50-150
$^{13}C_6$-PFDA	50-150	50-150	50-150	50-150
$^{13}C_7$-PFUnA	50-150	50-150	50-150	50-160
$^{13}C_2$-PFDoA	50-150	50-150	50-150	50-150
$^{13}C_2$-PFTeDA	50-150	50-150	34-150	40-150
$^{13}C_3$-PFBS	50-150	50-150	50-150	50-150
$^{13}C_3$-PFHxS	50-150	50-150	50-150	50-150
$^{13}C_8$-PFOS	50-150	50-150	50-150	50-150
$^{13}C_2$-4:2 FTS	50-150	47-186	50-157	50-150
$^{13}C_2$-6:2 FTS	50-150	50-154	50-150	30-180
$^{13}C_2$-8:2 FTS	50-150	50-150	50-156	30-180
$^{13}C_8$-PFOSA	50-150	50-150	50-155	50-150
D_3-N-MeFOSA	43-150	25-150	15-150[2]	50-150
D_5-N-EtFOSA	41-150	24-150	15-150[2]	50-150
D_3-N-MeFOSAA	49-150	47-200	50-150[2]	40-200
D_5-N-EtFOSAA	50-150	50-200	50-150[2]	40-200
D_7-N-MeFOSE	50-150	34-150	n.a	50-150
D_9-N-EtFOSE	50-150	30-150	9-150[2]	30-150
$^{13}C_3$-HFPO-DA	50-150	50-150	43-150	50-150

This document is the Intellectual Property of SGS AXYS Analytical Services Ltd. and contains Proprietary and Confidential Business Information. It may not be reproduced or distributed without written permission of the owner. © SGS AXYS Analytical Services Ltd, 2021.
SGS AXYS Analytical Services Ltd, 2045 Mills Road W., Sidney, BC, Canada, V8L 5X2. Tel. (250) 655-5800, fax (250) 655-5811.
This is not a controlled document; it is subject to change without notification.

SGS AXYS Analytical Services Ltd.

[1] Lower surrogate recoveries may be accepted based on application and professional judgment. Note that for AFFF products, these are interim specifications and data outside the specifications may be acceptable based on application and professional judgment.

[2] These surrogates used only to quantify the analogous native compounds. Surrogate recoveries that fall within method specifications are considered to be reliable. Surrogate recoveries that fall outside of method specifications may result in the qualification of analyte data, if surrogate recoveries are below 10% or in analyte data being non-quantifiable if below 1%. Professional judgement applies in all cases. Surrogate recoveries of D_5-N-EtFOSAA in tissue samples may be high, with increased uncertainty in the analyte concentration when the surrogate recovery is above 200%. Under these conditions, N-EtFOSAA is for information only. Likewise, surrogate recoveries of D_7-N-MeFOSE and D_9-N-EtFOSE in tissue samples may be low, with increased uncertainty in the analyte concentration when the surrogate recovery is below 8%. Under these conditions, N-Et-FOSE and N-Me-FOSE are for information only.

QC Specification Table: Other Parameters

QC Parameter	Specification[1]
MS Acquisition Rate	Minimum acquisition rate for every native analyte and labeled compound peak: At least 10 data points per peak.
Mass Calibration	Instrument must have a valid mass calibration following the manufacturer specified procedure prior to any sample analysis. The mass calibration is updated on an as-needed basis (e.g. QC failures, ion masses fall outside of the ±0.5 amu of the true value, major instrument maintenance, or if the instrument is moved.)The entire range (bracketing all the masses of the target analytes) must be mass calibrated. The maximal allowed residual error is ≤ 0.1 Da for each mode with no more than two calibration points missed.
Mass Calibration Verification	Mass calibration must be verified after each mass calibration, prior to any sample analysis. Mass calibration must be performed per the instrument manufacturer's instructions. A mass calibration verification must be performed using standards whose mass range brackets the masses of interest (quantitative and qualitative ions).
Initial Calibration (I-CAL)	Run initially, and as required to maintain compliance with calibration verification and instrument sensitivity. The isotopically labeled analog of an analyte (surrogate standard) must be used for quantitation if commercially available (Isotope Dilution Quantitation). If a labeled analog is not commercially available, the surrogate standard with the closest retention time or chemical similarity to the native standard must be used for quantitation. Quantification is achieved by the constant RRF method. The I-CAL specifications (CAL B to CAL J) for the RRF are <20% RSD of mean RRFs and 70-130% recovery of analytes and surrogates at each concentration level from Cal C and above. For concentrations at or above the method LOQ, the total (branched and linear isomer) quantification ion response to the total (branched and linear isomer) confirmation ion response ratio must fall within ±50% (50-150%) of the ratio observed in the I-CAL, CAL E. CAL B to CAL J must meet a 3:1 S/N specification in

This document is the Intellectual Property of SGS AXYS Analytical Services Ltd. and contains Proprietary and Confidential Business Information. It may not be reproduced or distributed without written permission of the owner. © SGS AXYS Analytical Services Ltd, 2021.
SGS AXYS Analytical Services Ltd, 2045 Mills Road W., Sidney, BC, Canada, V8L 5X2. Tel. (250) 655-5800, fax (250) 655-5811.
This is not a controlled document; it is subject to change without notification.

SGS AXYS Analytical Services Ltd.

QC Parameter	Specification[1]
	the quantification ion and a 3:1 S/N in the confirmation ion. The A CAL (sensitivity CAL) must achieve 3:1 S/N for the quantification ion. Peak Asymmetry, SGS AXYS guidance: 0.8-1.5 for PFBA and PFPeA measured in CAL E (mid cal point) at 10% of the peak height. If this is not achieved, perform instrument maintenance and re-run I-CAL.
Initial Calibration Verification (ICV):	After each Initial Calibration (I-CAL) and prior to sample analysis; analyze a second source standard (similar concentration to the CAL E); quantify against I-Cal, results must meet Cal/Ver accuracy specifications of 70% to 130%. Ion ratios must be within 50-150% of the ratios determined from I-CAL CAL E.
Retention Time (RT) window	Relative retention times (RRT) for linear and branched isomers vs, the surrogates are determined from the qualitative standard run every 12 hours. Maximum RRTs windows are 0.1 minutes.
Surrogate Standards	Must be added to every field sample, standard, blank, and QC sample. Recoveries of the surrogate standard analytes (EPA term for Surrogate Standard is Extracted Internal Standard-EIS; EPA term for Recovery Standard is Injection Internal Standard-IIS) are calculated by internal standard quantification against the IIS using an average RRF. Recovery criteria for surrogate standard analytes in instrument blanks and standards is 70% to 130%. Recovery criteria for surrogate standard in field samples and preparatory QC samples are listed in the table above.
Recovery Standards	Must be added to every prepared field sample, standard, blank, and QC sample prior to instrumental analysis. Recovery standard analyte recovery is calculated by external standards by evaluation of the mean RF from the I-CAL; specification is 50% to 200%. Professional judgement applies.
Calibration Verification (Cal/Ver or CCV)	CAL E. Prior to sample analysis and at the end of the analytical sequence, or every 12 hours. Quantify against I-CAL. Native standard analyte and surrogate standard concentrations must be within ±30% of their true value. Recovery standard analyte concentrations must be within 50-200% of their true value. Ion ratios must be within 50-150% of the ratios determined from I-CAL CAL E. If the CCV criterion are not met, an instrument re-calibration is performed. *Additional requirement for DoD: Run Cal/Ver every 10 client samples or every 12 hours, whichever occurs first, and at the end of the analytical sequence; quantify against I-CAL. If the CCV criterion are not met, immediately analyze 2 additional CCVs. If both CCVs meet the criteria, samples may be reported without re-analysis. If either CCV exceed the criteria, or if two successive CCVs cannot be analyzed immediately following the failing CCV, corrective action must be taken. Once*

This document is the Intellectual Property of SGS AXYS Analytical Services Ltd. and contains Proprietary and Confidential Business Information. It may not be reproduced or distributed without written permission of the owner. © SGS AXYS Analytical Services Ltd, 2021.
SGS AXYS Analytical Services Ltd, 2045 Mills Road W., Sidney, BC, Canada, V8L 5X2. Tel. (250) 655-5800, fax (250) 655-5811.
This is not a controlled document; it is subject to change without notification.

SGS AXYS Analytical Services Ltd.

QC Parameter	Specification[1]
	correction has been made and a CCV has been analyzed and met the criteria, all samples bracketed by the failing CCV must be re-analyzed. For internal purposes monitor Peak Asymmetry for every Cal/Ver
Instrument Sensitivity Check (ISC)	Run every 12 hours. CAL A – S:N ≥ 3:1 for quantification ion. CAL C – S:N ≥ 3:1 for quantification and confirmation ion. Native compound recoveries 70-130%. Ion ratios must be within 50-150% of the ratios determined from I-CAL CAL E.
Instrument Background	For DoD work an instrument blank containing surrogates is run immediately after every Initial Calibration (highest standard) and Calibration Verification and daily thereafter. The concentration of each analyte in the instrument blank must be ≤ ½ of the LOQ (C CAL; B CAL for DoD AFFF PFOA and PFOS only). In this case (assuming Cal J would fail this test) the instrument blank can be run after CAL I and before the CAL J. Cal J is not included in the ICAL for DoD samples but can be included for other work. If any sample concentrations exceed the highest allowed standard and the sample(s) following exceed this acceptance criteria (>½ LOQ), they must be reanalyzed. The percent recoveries of both the surrogate and recovery standards in the instrument blank must be 50-200% of their true value.
Instrument Carryover	The specification is ≤ 0.3 % carryover from the Cal Ver standard into following instrument blank or from any sample into the following injection.
Duplicate Samples	If conc. ≥ 5 times R.L., RPD ≤ 40% If conc. < 5 times R.L., guideline RPD ≤ 100% *Requirement for DoD AFFF PFOS and PFOA only: for concentrations that are ≥ the LOQ (CAL B), RPD ≤ 30%.*
Ongoing Precision and Recovery (OPR or LCS)	Ongoing Precision and Recovery (OPR) or Laboratory Control Sample (LCS) is spiked at the same level as CAL E. Refer to the tables above for native analytes for OPRs and OPR surrogate acceptance limits.
Low-Level Ongoing Precision and Recovery (LLOPR)	Spiked at 2X the LOQ (CAL-C) and serves to verify the LOQ and must be analyzed with a minimum frequency of 5% of client samples (i.e., each batch of up to 20 client samples contains an LLOPR), prior to sample injection in the same manner as the OPR.
Method Blank (MB)	One per preparatory batch. No analyte can be detected > ½ LOQ or >1/10th the amount measured in field samples in the batch, whichever is greater. If any PFAS is detected, greater than these levels, sample analysis must be halted, and the problem corrected. If PFAS contribution to the blank is traced to the analysis batch, samples affected by the blank must be re-extracted and analysed, provided there is enough sample

This document is the Intellectual Property of SGS AXYS Analytical Services Ltd. and contains Proprietary and Confidential Business Information. It may not be reproduced or distributed without written permission of the owner. © SGS AXYS Analytical Services Ltd, 2021.
SGS AXYS Analytical Services Ltd, 2045 Mills Road W., Sidney, BC, Canada, V8L 5X2. Tel. (250) 655-5800, fax (250) 655-5811.
This is not a controlled document; it is subject to change without notification.

SGS AXYS Analytical Services Ltd.

QC Parameter	Specification[1]
	available and is still within holding times. If continued testing results in continued blank detects, the blank results are flagged (unless not required by the client).
Bile Salts Interference check standard (TDCA)	Run after every I-CAL, and also prior to the analysis of tissue samples, on that day, to check for interferences caused by bile salts
MS/MSD (required for DOD, optional for others)	Native standard concentration must be spiked at concentrations ≥ LOQ and ≤ the mid-level calibration concentration. If an MS/MSD cannot be used, an OPR duplicate must be run instead. This is optional for non-DoD work. *Additional requirement for DoD: For all matrices analyzed by SPE one Matrix Spike and one Matrix Spike Duplicate shall be included with every analysis batch. MS/MSD recoveries are evaluated against project limits if prescribed by the client, otherwise MS/MSD recoveries are evaluated against the DOD specific acceptance ranges for OPRs listed in the tables above, or against the MLA-110 OPR method recovery limits for analytes not listed in the table. RPDs are evaluated against project limits if prescribed by the client, otherwise RPDs are evaluated against the DoD specific limit of ≤30%.*

[1] Corrective actions, stated in the current version of DoD QSM, Appendix B, Table B-15, Table B-24 and EPA 1633, must be utilized when QC parameter fails to meet the specification. Any requirement to meet ion ratios only applies to Authentics in samples, as per DoD requirement. This requirement does not apply to authentics in calibration standards but does apply to OPRs, blanks and MS/MSDs and does not apply to any surrogates.

This document is the Intellectual Property of SGS AXYS Analytical Services Ltd. and contains Proprietary and Confidential Business Information. It may not be reproduced or distributed without written permission of the owner. © SGS AXYS Analytical Services Ltd, 2021.
SGS AXYS Analytical Services Ltd, 2045 Mills Road W., Sidney, BC, Canada, V8L 5X2. Tel. (250) 655-5800, fax (250) 655-5811.
This is not a controlled document; it is subject to change without notification.

SGS AXYS Analytical Services Ltd.

Appendix A: Naming Convention and CAS Numbers

PFAS: Naming Convention and CAS Numbers

Abbreviation	***Name - Anion Form***	***CAS#***
PFBA	Perfluorobutanoate	45048-62-2
PFPeA	Perfluoropentanoate	45167-47-3
PFHxA	Perfluorohexanoate	92612-52-7
PFHpA	Perfluoroheptanoate	120885-29-2
PFOA	Perfluorooctanoate	45285-51-6
PFNA	Perfluorononanoate	72007-68-2
PFDA	Perfluorodecanoate	73829-36-4
PFUnA	Perfluoroundecanoate	196859-54-8
PFDoA	Perfluorododecanoate	171978-95-3
PFTrDA	Perfluorotridecanoate	862374-87-6
PFTeDA	Perfluorotetradecanoate	365971-87-5
PFBS	Perfluorobutanesulfonate	45187-15-3
PFPeS	Perfluoropentanesulfonate	175905-36-9
PFHxS	Perfluorohexanesulfonate	108427-53-8
PFHpS	Perfluoroheptanesulfonate	146689-46-5
PFOS	Perfluorooctanesulfonate	45298-90-6
PFNS	Perfluorononanesulfonate	474511-07-4
PFDS	Perfluorodecanesulfonate	126105-34-8
PFDoS	Perfluorododecanesulfonate	343629-43-6
4:2 FTS	4:2 fluorotelomersulfonate	414911-30-1
6:2 FTS	6:2 fluorotelomersulfonate	425670-75-3
8:2 FTS	8:2 fluorotelomersulfonate	481071-78-7
3:3 FTCA	3:3 perfluorohexanoate	1169706-83-5
5:3 FTCA	5:3 perfluorooctanoate	1799325-94-2
7:3 FTCA	7:3 perfluorodecanoate	1799325-95-3
N-MeFOSAA	N-Methylperfluorooctanesulfonamidoacetate	n.a.
N-EtFOSAA	N-Ethylperfluorooctanesulfonamidoacetate	n.a.
HFPO-DA	2,3,3,3-Tetrafluoro-2-(1,1,2,2,3,3,3-heptafluoropropoxy)propanoate	122499-17-6
ADONA	Dodecafluoro-3H-4,8-dioxanonanoate	2127366-90-7

SGS AXYS confidential, not to be distributed without written permission

This document is the Intellectual Property of SGS AXYS Analytical Services Ltd. and contains Proprietary and Confidential Business Information. It may not be reproduced or distributed without written permission of the owner. © SGS AXYS Analytical Services Ltd, 2021.
SGS AXYS Analytical Services Ltd, 2045 Mills Road W., Sidney, BC, Canada, V8L 5X2. Tel. (250) 655-5800, fax (250) 655-5811.
This is not a controlled document; it is subject to change without notification.

SGS AXYS Analytical Services Ltd.

PFAS: Naming Convention and CAS Numbers

9Cl-PF3ONS	9-chlorohexadecafluoro-3-oxanonane-1-sulfonate	1621485-21-9
11Cl-PF3OUdS	11-chloroeicosafluoro-3-oxaundecane-1-sulfonate	2196242-82-5
NFDHA	Perfluoro-3,6-dioxaheptanoate	39187-41-2
PFMPA	Perfluoro-3-methoxypropanoate	n.a.
PFMBA	Perfluoro-4-methoxybutanoate	1432017-36-1
PFEESA	Perfluoro(2-ethoxyethane)sulfonate	220689-13-4
Abbreviation	***Name - Acid Form***	***CAS#***
PFBA	Perfluorobutyric acid	375-22-4
PFPeA	Perfluoropentanoic acid	2706-90-3
PFHxA	Perfluorohexanoic acid	307-24-4
PFHpA	Perfluoroheptanoic acid	375-85-9
PFOA	Perfluorooctanoic acid	335-67-1
PFNA	Perfluorononanoic acid	375-95-1
PFDA	Perfluorodecanoic acid	335-76-2
PFUnA	Perfluoroundecanoic acid	2058-94-8
PFDoA	Perfluorododecanoic acid	307-55-1
PFTrDA	Perfluorotridecanoic acid	72629-94-8
PFTeDA	Perfluorotetradecanoic acid	376-06-7
PFBS	Perfluorobutanesulfonic acid	375-73-5
PFPeS	Perfluoropentanesulfonic acid	2706-91-4
PFHxS	Perfluorohexanesulfonic acid	355-46-4
PFHpS	Perfluoroheptanesulfonic acid	375-92-8
PFOS	Perfluorooctanesulfonic acid	1763-23-1
PFNS	Perfluorononanesulfonic acid	68259-12-1
PFDS	Perfluorodecanesulfonic acid	335-77-3
PFDoS	Perfluorododecanesulfonic acid	79780-39-5
4:2 FTS	4:2 fluorotelomersulfonic acid	757124-72-4
6:2 FTS	6:2 fluorotelomersulfonic acid	27619-97-2
8:2 FTS	8:2 fluorotelomersulfonic acid	39108-34-4
3:3 FTCA	3:3 perfluorohexanoic acid	356-02-5
5:3 FTCA	5:3 perfluorooctanoic acid	914637-49-3
7:3 FTCA	7:3 perfluorodecanoic acid	812-70-4

This document is the Intellectual Property of SGS AXYS Analytical Services Ltd. and contains Proprietary and Confidential Business Information. It may not be reproduced or distributed without written permission of the owner. © SGS AXYS Analytical Services Ltd, 2021.
SGS AXYS Analytical Services Ltd, 2045 Mills Road W., Sidney, BC, Canada, V8L 5X2. Tel. (250) 655-5800, fax (250) 655-5811.
This is not a controlled document; it is subject to change without notification.

SGS AXYS Analytical Services Ltd.

PFAS: Naming Convention and CAS Numbers

N-MeFOSAA	N-Methylperfluorooctanesulfonamidoacetic acid	2355-31-9
N-EtFOSAA	N-Ethylperfluorooctanesulfonamidoacetic acid	2991-50-6
HFPO-DA	2,3,3,3-Tetrafluoro-2-(1,1,2,2,3,3,3-heptafluoropropoxy)propanoic acid	13252-13-6
ADONA	Dodecafluoro-3H-4,8-dioxanonanoic acid	919005-14-4
9Cl-PF3ONS	9-chlorohexadecafluoro-3-oxanonane-1-sulfonic acid	756426-58-1
11Cl-PF3OUdS	11-chloroeicosafluoro-3-oxaundecane-1-sulfonic acid	763051-92-9
NFDHA	Perfluoro-3,6-dioxaheptanoic acid	151772-58-6
PFMPA	Perfluoro-3-methoxypropanoic acid	377-73-1
PFMBA	Perfluoro-4-methoxybutanoic acid	863090-89-5
PFEESA	Perfluoro(2-ethoxyethane)sulfonic acid	113507-82-7
Abbreviation	***Name - Sulfonamide***	***CAS#***
PFOSA	Perfluorooctanesulfonamide	754-91-6
N-MeFOSA	N-Methylperfluorooctanesulfonamide	31506-32-8
N-EtFOSA	N-Ethylperfluorooctanesulfonamide	4151-50-2
Abbreviation	***Name - Sulfonamidoethanol***	***CAS#***
N-MeFOSE	N-Methylperfluorooctanesulfonamidoethanol	24448-09-7
N-EtFOSE	N-Ethylperfluorooctanesulfonamidoethanol	1691-99-2

This document is the Intellectual Property of SGS AXYS Analytical Services Ltd. and contains Proprietary and Confidential Business Information. It may not be reproduced or distributed without written permission of the owner. © SGS AXYS Analytical Services Ltd, 2021.
SGS AXYS Analytical Services Ltd, 2045 Mills Road W., Sidney, BC, Canada, V8L 5X2. Tel. (250) 655-5800, fax (250) 655-5811.
This is not a controlled document; it is subject to change without notification.

SGS AXYS Analytical Services Ltd.

APPENDIX B: SAMPLE STORAGE CONDITIONS

Sample Storage Requirements

Matrix	Sample Size (per analysis)	Sample Container [1]	Sample Condition Upon Receipt	Storage Condition [2]	Sample Hold Time [3]	Extract Hold Time [4]	Preservation
Aqueous	Up to 1000 mL, but typically 500 mL or less (max. 50 mg solids). Leachate samples are up to 125mL	High density polyethylene (HDPE)	0-6 °C, dark	≤ -20 ºC, dark	90 days	30 days	None Required
Solvent extracts[7]	Typically 0.75 mL	High density polyethylene (HDPE)	0-6 °C, dark	0-4 °C, dark	60 days	30 days	None Required
Solid[8]	Up to 5 g dry but not more than 10 g wet.	High density polyethylene (HDPE)	0-6 °C, dark	≤ -20 ºC, dark	90 days[11]	30 days	None required
Biosolid[9]	Up to 0.5 g dry but not more than 5 g wet.	High density polyethylene (HDPE)	0-6 °C, dark	≤ -20 ºC, dark	90 days[12]	30 days	None required
Tissue[10]	Up to 2 g (wet)	High density polyethylene (HDPE) or amber glass jar	0-6 °C, dark	≤ -20 ºC, dark	90 days[11]	30 days	None Required
AFFF	Up to 0.02 g	High density polyethylene (HDPE)	Room temperature.	0-4 °C, dark	90 days	30 days	None Required
Whole Blood [5] or Serum[6]	Up to 2 mL	HDPE or Glass, not polypropylene.	0-6 °C, dark	≤ -20 ºC, dark	1 Year	30 days	None Required

1 HDPE containers are preferred; amber glass containers are also acceptable. All containers should be organically clean; i.e. solvent-rinsed or purchased 'certified' clean. All containers should be tightly sealed with screw cap lids.

2 Storage temperatures quoted are nominal temperatures.

3 Hold times are from time of sampling. Client negotiated requests for specific holding times or other method-specific holding times are adhered to. This 90-day holding time on freezing of aqueous samples is based on SGS AXYS storage stability studies.

4 Hold times for sample extracts are from time of extraction with storage at 4°C. This 30-day holding time is a guideline, longer hold times may be accepted based on professional judgement.

5 Whole blood must be treated with anticoagulant such as heparin or sodium citrate at time of collection.

6 Glass vacutainers should be used for blood or serum collection. Plastic vacutainers (such as PET plastic) are not suitable as long chain PFAS compounds may be adsorbed onto the vacutainer surface.

This document is the Intellectual Property of SGS AXYS Analytical Services Ltd. and contains Proprietary and Confidential Business Information. It may not be reproduced or distributed without written permission of the owner. © SGS AXYS Analytical Services Ltd, 2021.
SGS AXYS Analytical Services Ltd, 2045 Mills Road W., Sidney, BC, Canada, V8L 5X2. Tel. (250) 655-5800, fax (250) 655-5811.
This is not a controlled document; it is subject to change without notification.

SGS AXYS Analytical Services Ltd.

[7] Detection limits for extract samples depend on the samples size processed. The reporting limits provided here are based on the typical extract sample size listed above.

[8] A maximum of 10 g wet, or 5 g dry, solid may be analyzed.

[9] A maximum of 5 g wet, or 0.5 g dry, biosolid may be analyzed.

[10] A maximum of 2 g of tissue may be analyzed.

[11] Samples may need to be extracted as soon as possible if NFDHA is required by the client.

[12] Samples may need to be frozen if storage is required for more than a few days.

SGS AXYS confidential, not to be distributed without written permission

This document is the Intellectual Property of SGS AXYS Analytical Services Ltd. and contains Proprietary and Confidential Business Information. It may not be reproduced or distributed without written permission of the owner. © SGS AXYS Analytical Services Ltd, 2021.
SGS AXYS Analytical Services Ltd, 2045 Mills Road W., Sidney, BC, Canada, V8L 5X2. Tel. (250) 655-5800, fax (250) 655-5811.
This is not a controlled document; it is subject to change without notification.

SGS AXYS Analytical Services Ltd.

Stability of PFAS in Aqueous Samples

SGS AXYS has completed an extended-time storage study for the 29 PFAS listed in the table below. The study was conducted in reagent water, surface water and two wastewater treatment plant (WWTP) effluents. PFAS concentrations were measured at 0, 7, 14, 30, 90, and 180-day timepoints with data analysis of a 180-day timepoint in progress. Data analysis up to the 90-day timepoint shows that precursors present in samples containing matrix and biological activity can transform under room temperature and cold storage conditions within 7 days. At this time, only freezing of aqueous samples was demonstrated to stabilize the analytes over a period of up to 90 days. We are recommending freezing non-potable aqueous samples as soon as practicable if not analyzed within 3-4 days.

Summary of Analyte Stability in Aqueous Samples by Storage Condition

	Stability (days)		Remarks
Analyte	**4°C**	**-20°C**	
C_4-C_{14} Perfluorinated carboxylates including PFOA	90	90	
C_4-C_{10} perfluorinated sulfonates including PFOS	90	90	
PFDoS	90	90	
4:2 FTS	90	90	
6:2 FTS	90	90	
8:2 FTS	14	90	Decreasing trend seen from day 7 at 4°C
PFOSA	14	90	Increasing trend seen day 14 onwards at 4°C
N-MeFOSA	7	90	Decreasing trend seen at first stability point 4°C
N-EtFOSA	7	90	Decreasing trend seen at first stability point 4°C
N-MeFOSAA	<7	90	Increase from transformation of MeFOSE
N-EtFOSAA	7	90	Increase from transformation of EtFOSE
N-MeFOSE	<7	90	Loss seen at first stability point 4°C
N-EtFOSE	<7	90	Loss seen at first stability point 4°C

AECOM

CORRELATION TABLE

PER- and POLYFLUOROALKYL SUBSTANCES (PFAS) ANALYSIS

Lab Name: SGS AXYS Analytical Services Ltd.	**Project Manager: Dale Robinson**
Project: N/A	**Contract No: 5176**
Project Name: 60571032.02.46.02 - CV18F0126	**SGS AXYS Method: MLA-110**
Data Package Identification: DPWG79713	**Program: Aqueous Samples**
Client Sample No.	**Lab Sample ID**
LAB BLANK	WG79609-101
OPR	WG79609-102
OPR	WG79609-103
MATRIX SPIKE	WG79609-104
MATRIX SPIKE DUPLICATE	WG79609-105
ERH2262	L36258-1
ERH2263	L36258-2
ERH2265	L36258-3
ERH2294	L36271-1
ERH2295	L36271-2
ERH2287	L36271-3

5176

AECOM

Laboratory: SGS AXYS
2045 Mills Road West
Sidney, BC Canada V8L 5X2

Shipment Number: _____
Cooler Number: _____
Ship Date: 12/20/2021

Project Number: 60571032.02.46.02
Project Name: CV18F0126
Project Contact: Alethea Ramos / Margie Pascua
(808) 529-7283 / (808)356-5373
aletha.ramos@aecom.com / margie.pascua@aecom.com
Sampler Signature: _____

Client:AECOM
1001 Bishop St Suite 1600
Honolulu, HI 96813

Sample	Field Sample ID	Sampling Date	Sampling Time	Matrix Type	Type/Size of Container	Preservation Temp.	Preservation Chemical	Filtered	No. of Containers	PFAS by Draft 1633/DoD QSM 5.4								Remarks
										Analyses Requested								
1	ERH2265 (RHMW2254-01)	12/20/21	1000	H2O	500-mL HDPE Poly (PFAS Free)	≤6°	NONE		2	X								L36258 -3 ~~L36271 -3~~ YC 30-DEC-21
2	ERH2262 (Equipment Blank)	12/20/21	930	H2O	500-mL HDPE Poly (PFAS Free)	≤6°	NONE		2	X								-1 ~~-2~~ YC 30-DEC-21
3	ERH2263 (Field Blank)	12/20/21	920	H2O	500-mL HDPE Poly (PFAS Free)	≤6°	NONE		2	X								-2 ~~-1~~ YC 30-DEC-21
4	ERH2265 (RHMW2254-01)	12/20/21	1000	H2O	60-mL HDPE Poly (PFAS	≤6°	NONE		2									-3 ~~-4~~ YC 30-DEC-21

12/21/21

Relinquished By	Date	Received By	Date	Relinquished By	Date	Received By	Date
Signature:	12/21/21	Signature:		Signature:		Signature:	24-DEC-21
Printed: Tianzhen Ye		Printed:		Printed:		Printed:	
Company: AECOM	Time 15:00	Company:	Time	Company:	Time	Company:	Time 0800
Reason: Emergency GW				Reason:			

Comments:
Request Level IV data; EDD/EDT
Preliminary Data (or Level 1) in 1-2 business days; Level IV report in 10 working days
Email Report to: USAPimaging@aecom.com
TAT=RUSH

Relinquished By	Date	Received By	Date
Signature:		Signature:	
Printed:		Printed:	
Company:	Time	Company:	Time

SGS AXYS

AECOM

Laboratory: SGS AXYS
2045 Mills Road West
Sidney, BC Canada V8L 5X2

Shipment Number: _____
Cooler Number: _____
Ship Date: 12/20/2021

Project Number: 60571032.02.46.02
Project Name: CV18F0126
Project Contact: Alethea Ramos / Margie Pascua
(808) 529-7283 / (808)356-5373
aletha.ramos@aecom.com / margie.pascua@aecom.com
Sampler Signature: _____

Client:AECOM
1001 Bishop St Suite 1600
Honolulu, HI 96813

Sample	Field Sample ID	Sampling Date	Sampling Time	Matrix Type	Type/Size of Container	Preservation Temp.	Preservation Chemical	Filtered	No. of Containers	Analyses Requested: PFAS by Draft 1633/DoD QSM 5.4								Remarks
1	ERH2265 (RHMW2254-01)	12/20/21	1000	H2O	500-mL HDPE Poly (PFAS Free)	≤6°	NONE		2	X								
2	ERH2262 (Equipment Blank)	12/20/21	930	H2O	500-mL HDPE Poly (PFAS Free)	≤6°	NONE		2	X								
3	ERH2263 (Field Blank)	12/20/21	920	H2O	500-mL HDPE Poly (PFAS Free)	≤6°	NONE		2	X								
4	ERH2265 (RHMW2254-01)	12/20/21	1000	H2O	60-mL HDPE Poly (PFAS	≤6°	NONE		2									

12/21/21

Relinquished By	Date	Received By	Date
Signature: [signature]	12/21/21	Signature:	
Printed: Tianzhenlue		Printed:	
Company: AECOM	Time	Company:	Time
Reason: Emergency GW	15:00		

Relinquished By	Date	Received By	Date
Signature:		Signature:	
Printed:		Printed:	
Company:	Time	Company:	Time
Reason:			

Comments:
Request Level IV data; EDD/EDT
Preliminary Data (or Level 1) in 1-2 business days; Level IV report in 10 working days
Email Report to: USAPimaging@aecom.com
TAT=RUSH

Relinquished By	Date	Received By	Date
Signature:		Signature:	
Printed:		Printed:	
Company:	Time	Company:	Time

5176

ORIGIN ID:HNLA (808) 382-8654
TIANZHEN NIE
AECOM
1001 BISHOP ST STE 1600

HONOLULU, HI 96813 US
SIGN: TIANZHEN NIE

SHIP DATE: 21DEC21
ACTWGT: 45.80 LB
CAD: 6994241/SSFE2220
DIMS: 20x13x16 IN

BILL THIRD PARTY
NO EEI 30.36

Part # 156297-435/FRDM22 EXP 09/22

TO **SGS AXYS ANALYTICAL SERVICES**
SAMPLE RECV
2045 MILLS ROAD WEST

SIDNEY BC V8L5X2 **(CA)**
(250) 655-5800
INV:
PO: REF:
DEPT:

FedEx Express

TRK# 0430 **2879 3848 5017**

AM
INTL PRIORITY
DSR
V8L 5X2
BC-CA **YVR**

XQ YYJA

CUSTODY SEAL
AECOM (808) 521-3051
Initials CR Date 12/21/21

CUSTODY SEAL
AECOM (808) 521-3051
Initials CR Date 12/21/21

RECEIVED
DEC 24 2021

0800
melted ices bag
0.1 °C
579L

5176

CUSTODY SEAL
AECOM (808) 521-3051
Initials MMC Date 12/20/21

CUSTODY SEAL
AECOM (808) 521-3051
Initials [illegible] Date 12/20/21

CUSTODY SEAL
AECOM (808) 521-3051
Initials [illegible] Date 12/20/21

CUSTODY SEAL
AECOM (808) 521-3051
Initials MMC Date 12/20/21

SGS AXYS Analytical Services Ltd
SAMPLE RECEIVING RECORD

Waybill : Yes /No
Date Shipped: 21-DEC-21

Waybill #: 287938485017
Date /Time Received: 24-DEC-21 08:00
Receipt No: WB30795

Login: L36258 ~~-L36271~~ YC 30-DEC-21

SGS AXYS Client & Contract # 5176-AECOM Honolulu

Received By: YCHO

Log in by: YC

Signature:

Axys Sample ID's: L36258 -1 to -2 (1-2/2), -3 (1-4/4)

Matrix Type: AQ

Thermometer ID: 5792

Condition of Shipping Container: Intact

Corrected Temperature: .2 Celcius

Temperature upon Receipt: .2 Celcius Melted ice bags

Samples received above temperature: Yes /No

Custody Seals: Shipping Containers Yes /No Intact Yes /No Seal Numbers Yes /No Signature and Date Yes /No

Samples Yes /No Intact Yes /No Seal Numbers Yes /No Signature and Date Yes /No

Chain of Custody or Documents: Yes /No
- Sample ID's Yes /No
- Collection Location Yes /No
- Date & Time Collection Yes /No
- Collector's Name Yes /No

Tracking Report /Packing List: Yes /No
- Sample Tag Numbers Yes /No
- Sample Type Yes /No
- Preservative Added Prior to Receipt Yes /No
- Preservative Added at SGS AXYS Yes /No

Sample Tags Yes /No

Sample Tags Cross Referenced to Sample Labels Yes /No Information Agrees Yes /No

Sample Tags Cross Referenced to COC Yes /No Information Agrees Yes /No

Sample Labels Yes /No

Sample Labels Cross Referenced to COC Yes /No

Information Agrees Yes /No

Samples logged in as per previous submissions Yes /No

Samples logged in as per COC Yes /No

Discrepancies attached Yes /No

Sample Container breakage Yes /No

Sample Lid breakage Yes /No

If yes, see sample transfer documentation

Comments:

FSA-015 Rev10, 19-Jun-2019

SGS AXYS Analytical Services Ltd.

Checked 17-Jan-22 DPR

Login Chain of Custody Report (ln01)

Jan. 17, 2022

08:10 AM

Login Number: L36258
Account: 5176 AECOM Honolulu
Project:

Axys ID versus Client Sample Identification		Received	Due	PR
L36258-1		24-DEC-21		
	Storage: WIF-4 11E			
ERH2262 20-DEC-21 09:30				
	Description: Equipment blank			
Comments: 1/2 consumed				
EDataDeliv	FC110 EDD		:	USD
Data Package	FC110 DPKG		:	USD
Aqueous	FC110.DOD		:	USD
ANY	ENVIRO DISPOSAL FEE		:	USD
ANY	SAMPLE RECEIPT	2	: 500 mL plastic	USD
L36258-2		24-DEC-21		
	Storage: WIF-4 11E			
ERH2263 20-DEC-21 09:20				
	Description: Field blank			
Comments: 1/2 consumed				
EDataDeliv	FC110 EDD		:	USD
Data Package	FC110 DPKG		:	USD
Aqueous	FC110.DOD		:	USD
ANY	ENVIRO DISPOSAL FEE		:	USD
ANY	SAMPLE RECEIPT	2	: 500 mL plastic	USD
L36258-3		24-DEC-21		
	Storage: WIF-4 11E			
ERH2265 20-DEC-21 10:00				
Comments: 1/4 consumed				
EDataDeliv	FC110 EDD		:	USD
Data Package	FC110 DPKG		:	USD
Aqueous	FC110.DOD		:	USD
Aqueous	FC110.PS		:	USD
ANY	ENVIRO DISPOSAL FEE		:	USD
ANY	SAMPLE RECEIPT	2	: 500 mL plastic	USD
ANY	SAMPLE RECEIPT 2	2	: 60 mL plastic	USD

SGS AXYS

CHAIN OF CUSTODY

COC#202112-68NOI

2045 Mills Road West TEL: (250) 655-5800 TOLL FREE 1-888-373-0881
Sidney, British Columbia, Canada V8L 5X2 FAX: (250) 655-5811

SGS AXYS CLIENT #: **5176**

REPORT TO:		*INVOICE TO:*	
Company	AECOM	Company	AECOM
Address	1001 Bishop Street Suite 1600 Honolulu, HI 96813	Address	
Contact	Alethea Ramos (alternate Margie Pascua)	Contact	
Phone	(direct: 808-529-7283) (alternate: 808-356-5373)	Phone	
FAX		FAX	
E-mail	alethea.ramos@aecom.com (alternate: margie.pascua@aecom.com)	E-mail	USAPimaging@aecom.com
Project Name/Number:	CV18F0126/60571032	Sampler's Name: AECOM Signature:	

ANALYSIS REQUESTED

Client Sample Identification	Matrix	Sampling Date	Sampling Time	Container Type/No.	SGS AXYS Lab Sample ID (Lab use only)	PFAS by Draft 1633/DoD QSM 5.4 MS/MSD	PFAS by Draft 1633/DoD QSM 5.4			
ERH2287 (RHMW2254-01)	GW	12/27/21	0907	500ml HDPE (PFAS-free)/4	-3	X				
ERH2287 (RHMW2254-01)	GW	12/27/21	0907	60ml HDPE (PFAS-free)/4	-3	X				
ERH2294 (EB)	WQ	12/27/21	0900	500ml HDPE (PFAS-free)/2	L36271-1		X			
ERH2295 (FB)	WQ	12/27/21	0905	500ml HDPE (PFAS-free)/2	-2		X			

Relinquished by (Signature)	Date	Time	Received by (Signature)	Date	Time	Courier	Waybill No.
Ella Vicedomine Ellen	12/27/21	1430	J. Port	31-dec-21	0845		
Relinquished by (Signature)	Date	Time	Received by (Signature)	Date	Time		

Remarks

Sample Receipt

	Cooler
Temp °C	
Custody Seal #	
Seal Intact Y / N	
Sample Tags Y / N	

SGS AXYS

SGS AXYS

CHAIN OF CUSTODY

COC#202112-68NOI

2045 Mills Road West TEL: (250) 655-5800 TOLL FREE 1-888-373-0881
Sidney, British Columbia, Canada V8L 5X2 FAX: (250) 655-5811

SGS AXYS CLIENT #: **5176**

REPORT TO:		***INVOICE TO:***	
Company	AECOM	Company	AECOM
Address	1001 Bishop Street	Address	
	Suite 1600		
	Honolulu, HI 96813		
Contact	Alethea Ramos (alternate Margie Pascua)	Contact	
Phone	(direct: 808-529-7283) (alternate: 808-356-5373)	Phone	
FAX		FAX	
E-mail	alethea.ramos@aecom.com (alternate: margie.pascua@aecom.com)	E-mail	USAPimaging@aecom.com

Project Name/Number: CV18F0126/60571032

Sampler's Name: AECOM

Signature:

ANALYSIS REQUESTED

Client Sample Identification	Matrix	Sampling Date	Sampling Time	Container Type/No.	SGS AXYS Lab Sample ID (Lab use only)	PFAS by Draft 1633/DoD QSM 5.4 MS/MSD	PFAS by Draft 1633/DoD QSM 5.4			
ERH2287 (RHMW2254-01)	GW	12/27/21	0907	500ml HDPE (PFAS-free)/4		X				
ERH2287 (RHMW2254-01)	GW	12/27/21	0907	60ml HDPE (PFAS-free)/4		X				
ERH2294 (EB)	WQ	12/27/21	0900	500ml HDPE (PFAS-free)/2			X			
ERH2295 (FB)	WQ	12/27/21	0905	500ml HDPE (PFAS-free)/2			X			

Relinquished by (Signature)	Date	Time	Received by (Signature)	Date	Time	Courier	Waybill No.
Ella Vicedomine Ellen	12/27/21	1430					
Relinquished by (Signature)	Date	Time	Received by (Signature)	Date	Time		

Remarks

Sample Receipt

	Cooler
Temp °C	
Custody Seal #	
Seal Intact Y / N	
Sample Tags Y / N	

www.sgsaxys.com

5176

ORIGIN ID:HNLA (213) 235-7451
THOMAS AGUILO

1001 BISHOP ST STE 1600

HONOLULU, HI 96813 US
SIGN: THOMAS AGUILO

SHIP DATE: 27DEC21
ACTWGT: 37.90 LB
CAD: 6994243/SSFE2220
DIMS: 20x11x13 IN

BILL THIRD PARTY
NO EEI 30.36

Part # 156297-435 RRDW2 EXP 09/22

ATTN: SAMPLE RECEIVING
SGS AXYS ANALYTICAL SERVICES
2045 MILLS RD. WEST

SIDNEY BC V8L5X2 (CA)

(250) 655-5800
INV:
PO:
REF: 60571032.02.20.01
DEPT:

FedEx Express

J212321121602uv

TRK# 0430 2881 0503 7944

AM
INTL PRIORITY
DSR AHS
V8L 5X2
BC-CA YVR

XQ YYJA

CUSTODY SEAL
AECOM (808) 521-3051
Initials Dr Date 12/27/21

CUSTODY SEAL
AECOM (808) 521-3051
Initials_____ Date_____

RECEIVED
DEC 31 2021

0845
melted ice bags
1-3°C
5791

5176

CUSTODY SEAL
AECOM (808) 521-3051
Initials Fu Date 12/27/21

CUSTODY SEAL
AECOM (808) 521-3051
Initials Fu Date 12/27/21

CUSTODY SEAL
AECOM (808) 521-3051
Initials Fu Date 12/27/21

CUSTODY SEAL
AECOM (808) 521-3051
Initials Fu Date 12/27/21

Processed by: JNP
31-dec-21

SGS AXYS Analytical Services Ltd
SAMPLE RECEIVING RECORD

Waybill : Yes /No
Date Shipped: 27-DEC-21

Waybill #: 288105037944
Date /Time Received: 31-DEC-21 08:45
Receipt No: WB30802

Login:

SGS AXYS Client & Contract # 5176-AECOM Honolulu
Received By: JPORTEOUS
Log in by: JNP
Signature: J. Port
Axys Sample ID's: L36271-1 to 3

Matrix Type: AQ
Condition of Shipping Container: intact
Thermometer ID: 5791
Corrected Temperature: 1.3 Celcius
Temperature upon Receipt: 1.3 Celcius MELTED BAGGED ICE
Samples received above temperature: Yes /No

Custody Seals: Shipping Containers Yes /No Intact Yes /No Seal Numbers Yes /No Signature and Date Yes /No
Samples Yes /No Intact Yes /No Seal Numbers Yes /No Signature and Date Yes /No

Chain of Custody or Documents: Yes /No
Sample ID's Yes /No
Collection Location Yes /No
Date & Time Collection Yes /No
Collector's Name Yes /No

Tracking Report /Packing List: Yes /No
Sample Tag Numbers Yes /No
Sample Type Yes /No
Preservative Added Prior to Receipt Yes /No
Preservative Added at SGS AXYS Yes /No

Sample Tags Yes /No
Sample Tags Cross Referenced to Sample Labels Yes /No Information Agrees Yes /No
Sample Tags Cross Referenced to COC Yes /No Information Agrees Yes /No

Sample Labels Yes /No
Sample Labels Cross Referenced to COC Yes /No
Information Agrees Yes /No
Samples logged in as per previous submissions Yes /No
Samples logged in as per COC Yes /No
Discrepancies attached Yes /No

Sample Container breakage Yes /No
Sample Lid breakage Yes /No
If yes, see sample transfer documentation

Comments:
- Samples were divided into bags and custody seals were placed over the bag opening

FSA-015 Rev10, 19-Jun-2019

SGS AXYS Analytical Services Ltd.

Login Chain of Custody Report (ln01)

Jan. 17, 2022

08:15 AM

Checked 17-Jan-22 DPR

Login Number: L36271
Account: 5176 AECOM Honolulu
Project:

Axys ID versus Client Sample Identification		Received	Due	PR
L36271-1		31-DEC-21		
	Storage: WIF-4 11E			
ERH2294 27-DEC-21 09:00				
	Description: Equipment blank			
Comments: 1/2 consumed				
EDataDeliv	FC110 EDD		:	USD
Data Package	FC110 DPKG		:	USD
Aqueous	FC110.DOD		:	USD
ANY	ENVIRO DISPOSAL FEE		:	USD
ANY	SAMPLE RECEIPT	2	: 500 mL plastic	USD
L36271-2		31-DEC-21		
	Storage: WIF-4 11E			
ERH2295 27-DEC-21 09:05				
	Description: Field blank			
Comments: 1/2 consumed				
EDataDeliv	FC110 EDD		:	USD
Data Package	FC110 DPKG		:	USD
Aqueous	FC110.DOD		:	USD
ANY	ENVIRO DISPOSAL FEE		:	USD
ANY	SAMPLE RECEIPT	2	: 500 mL plastic	USD
L36271-3		31-DEC-21		
	Storage: WIF-4 11E			
ERH2287 27-DEC-21 09:07				
Comments: 1,2,3/8 consumed; Use for MS/MSD				
EDataDeliv	FC110 EDD		:	USD
Data Package	FC110 DPKG		:	USD
Aqueous	FC110.DOD		:	USD
Aqueous	FC110.PS		:	USD
ANY	ENVIRO DISPOSAL FEE		:	USD
ANY	SAMPLE RECEIPT	4	: 500 mL plastic	USD
ANY	SAMPLE RECEIPT 2	4	: 60 mL plastic	USD

5176

WB 30802

L36271-1 (1-2/2)

L36271-2 (1-2/2)

L36271-3 (1-8/8)

Processed by: SNP
31-dec-21

BATCH ID: WG79609

Method ID: MLA-110 R02.12	
Method ID:	
Method ID:	
Start Date:	**10-Jan-2022**
WIP Date/Chemist:	JDB /10JAN2022
Batch List Author:	LPOULIN
Checked By:	JDB
Project Manager:	Dale R
Glassware Type:	**Regular**
Glassware Treatment:	**N/A**
Rotovap Type:	**N/A**
Matrix:	**Aqueous**
Sample size:	500 mL
Moistures required?	NO
Lipids required?	NO
Extraction Solvent:	SPE
Biohazard Type:	None

Comments:
DO NOT SUBSAMPLE, DO NOT FILTER (please consume sample from bottle as indicated in tables above; if sample is determined to be too dirty to pass through SPE, please use 60ml instead of 500ml and inform PM of the change in sample size)

Calibration: | FC046(A-J)-CAL/01 & FC048A-CAL/01

previous WG's associated with samples:
; #Keep Discards: 0

Contract #	Sample	Wt	Contract #	Sample	Wt
5176	L36258-1	500 mL			
5176	L36258-2	500 mL			
5176	L36258-3	500 mL			
5176	L36271-1	500 mL			
5176	L36271-2	500 mL			
5176	L36271-3	500 mL			

Spiking:

Product	Samples required:	Before Extraction: Surrogate	After Extraction: Cleanup Surrogate	Recovery	F.V.	U-vial	Instructions and Comments:
FC110.DOD	L36258-1, 2, 3. L36271-1, 2, 3. WG79609-101, 102, 103, 104, 105, 106	(5648)DM #21, 20 50uL FC067A-SUR/01	N/A	(5649)DM #114 50uL FC040A-REC/01	4000 uL	PPROP SNAP W/ PVCD	In 1% Basic Methanol

BATCH ID: WG79609

QC Samples	Type and Weight	Analysis QC required for:	Authentic spiking:	Comments:
WG79609-101 BLANK	500ML CANADIAN SPRINGS WATER (OR SAME VOLUME AS A TYPICAL SAMPLE IN THE BATCH)	FC110.DOD		
WG79609-102 SPM	500ML CANADIAN SPRINGS WATER (OR SAME VOLUME AS A TYPICAL SAMPLE IN THE BATCH)	FC110.DOD	50uL FC106A-AUT/03 #4 (3206)AU	
WG79609-103 SPML	500ML CANADIAN SPRINGS WATER (OR SAME VOLUME AS A TYPICAL SAMPLE IN THE BATCH)	FC110.DOD	16uL FC106A-AUT/03 #4 (3205)AU	
WG79609-104 MS	L36271-3	FC110.DOD	50uL FC106A-AUT/	
WG79609-105 MSD	L36271-3	FC110.DOD	50uL FC106A-AUT/	
WG79609-106 SAR	SAR	FC110.DOD	50uL FC106A-AUT/	

SGS AXYS Analytical Services Ltd

Sample Labeling Information: Batch ID: WG79609 Date: 10Jan2021 Chemist: JDB Contract #: 5176

Bottle/Jar Type	
☐ Glass	☑ Plastic

Method: MLA-110 R02.12

Sample ID	Sample Type and Description	Original Labelling	LIMS label correct as per client
L36258-1	clear, colourless liquid	ERH2262 1/2	NA ☐
L36258-2	clear, colourless liquid	ERH2263 1/2	☐
L36258-3	clear, colourless liquid	ERH2265 1/4	☐
L36271-1	clear, colourless liquid	ERH2294 1/2	☐
L36271-2	clear, colourless liquid	ERH2295 1/2	☐
L36271-3	clear, colourless liquid	ERH2287 1/8	☐
WG79609-101 (BLANK)	clear, colourless liquid procedural blank	Canadian Springs water 576-06LC	☐
WG79609-102 (SPM)	clear, colourless liquid spiked matrix	Canadian Springs water 576-06LC	☐
WG79609-103 (SPML)	clear, colourless liquid spiked matrix (low)	Canadian Springs water 576-06LC	☐
WG79609-104 (MS)	matrix spiked / clear, colourless liquid L36271-3	ERH2287 2/8	☐
WG79609-105 (MSD)	matrix spiked duplicate. L36271-3 / clear, colourless liquid	ERH2287 3/8	☐
WG79609-106 (SAR)	SAR	SAR	☑
			☐
			☐
			☐
			☐

FWO-305 Rev 08, 21-Feb-2019 Reviewed by UMM date JAN 12 2022 Page 1 of 1

SGS AXYS Analytical Services Ltd.

Aqueous Calculation Spreadsheet

Work Group: WG79609
Chemist: RTHERON

			colours indicate:					less than tare						
Sample ID	Extraction Date	Units g	Sample wt (g) (Compositing SLA-084 ____)						Subsample required (SLA-084 (g) _____)					
			Container _____ + Sample	Container _____ + Sample	Container _____	Container _____	Sample wt ___	Sample wt ___	Container + sample	Container	Total sample	Remainder + Container	Remaining sample	Sample Wt. (g)
L36258-1	10-JAN-22	g	592.55		69.95		522.6							522.6
L36258-2	10-JAN-22	g	578.14		69.6		508.54							508.54
L36258-3	10-JAN-22	g	561.93		70.44		491.49							491.49
L36271-1	10-JAN-22	g	505.65		69.02		436.63							436.63
L36271-2	10-JAN-22	g	565		68.42		496.58							496.58
L36271-3	10-JAN-22	g	564.85		69.14		495.71							495.71
WG79609-101	10-JAN-22	g												511.28
WG79609-102	10-JAN-22	g												506.06
WG79609-103	10-JAN-22	g												501.39
WG79609-104	10-JAN-22	g	575.04		69.1		505.94							505.94
WG79609-105	10-JAN-22	g	553.63		69.19		484.44							484.44
WG79609-106	10-JAN-22	g												0

FWO-379 Rev 03, 10-Dec-2018 [printed: 10/01/2022 3:35 PM]

entered by: RDT date: 10 Jan 2022

checked by: UMM date: JAN 12 2022

SGS AXYS

SGS AXYS Analytical Services Ltd

Spiking Sheet: Batch ID: WG79609 Witness name/initials: Robin Thera /ROT Method: MLA-110 R02.12

Sample ID	AUT / SUR / REC Fraction: FC C-tube: Y / N Std. ID: FC106A-Aut/03 Date: 10 Jan 2022 Vol.: 50/16* µL f.v. NA µL Syringe#: 3206, 3205* Ampoule: 4 Chemist: JDB		AUT / SUR / REC Fraction: FC C-tube: Y / N Std. ID: FC 067A-SUR/01 Date: 10 Jan 2022 Vol.: 50 µL f.v. NA µL Syringe#: 5648 Ampoule: *21, 20 Chemist: JDB		AUT / SUR / REC Fraction: FC C-tube: Y / N Std. ID: FC040A-REC/01 Date: 10 Jan 2022 Vol.: 50 µL f.v. 4000 µL Syringe#: 5648 Ampoule: 114 Chemist: JDB		AUT / SUR / REC Fraction: ___ C-tube: Y / N Std. ID: Date: Vol.: ___ µL f.v. ___ µL Syringe#: Ampoule: Chemist:		AUT / SUR / REC Fraction: ___ C-tube: Y / N Std. ID: Date: Vol.: ___ µL f.v. ___ µL Syringe#: Ampoule: Chemist:	
	Time	Witness or ☐	Time	Witness or ☐	Time	Witness or ☐	Time	Witness or ☐	Time	Witness or ☐
L36258-1		☐	10:16	☐ ROT	15:11	☑		☐		☐
L36258-2		☐	10:16	☐ ROT		☑		☐		☐
L36258-3		☐	10:16	☐ ROT		☑		☐		☐
L36271-1		☐	10:17	☐ ROT		☑		☐		☐
L36271-2		☐	10:17	☐ ROT		☑		☐		☐
L36271-3		☐	10:17	☐ ROT		☑		☐		☐
WG79609-101 (BLANK)		☐	10:18	☐ ROT		☑		☐		☐
WG79609-102 (SPM)	10:10	☐ ROT	10:18	☐ ROT		☑		☐ LMM		☐
WG79609-103 (SPML)	10:09 *	☐ ROT	10:18	☐ ROT		☑		☐		☐
WG79609-104 (MS)	10:10	☐ ROT	10:17	☐ ROT		☑		☐		☐
WG79609-105 (MSD)	10:10	☐ ROT	10:17	☐ ROT		☑		☐ JAN 12 2022		☐
WG79609-106 (SAR)	10:10	☐ ROT	10:18	☐ ROT	15:12	☑		☐		☐
		☐		☐		☐		☐		☐
		☐		☐		☐		☐		☐
		☐		☐		☐		☐		☐
		☐		☐		☐		☐		☐
		☐		☐		☐		☐		☐
		☐		☐		☐		☐		☐
		☐		☐		☐		☐		☐
		☐		☐		☐		☐		☐
		☐		☐		☐		☐		☐
		☐		☐		☐		☐		☐
		☐		☐		☐		☐		☐
		☐		☐		☐		☐		☐
		☐		☐		☐		☐		☐
		☐		☐		☐		☐		☐
		☐		☐		☐		☐		☐
		☐		☐		☐		☐		☐
		☐		☐		☐		☐		☐
		☐		☐		☐		☐		☐
		☐		☐		☐		☐		☐
		☐		☐		☐		☐		☐
		☐		☐		☐		☐		☐

		If C-tube Yes:
AUT Combined with SUR	Y / N	Define:
SUR split among portions of sample	Y / N or N/A	Define:

ROT 10 Jan 2022

FWO-310 Rev 13, 07-Apr-2021

Reviewed by LMM date JAN 12 2022

SGS AXYS Analytical Services Ltd.

LC Methods, CLAM and POCIS Worksheet
Sample Preparation - Extraction - Derivatization

Workgroup: **WG79609** Method: **MLA-110 R02.12**

Balance #: 3544

Reagent	Lot#	Vol. mL	Date / Time / Chemist	Vol. mL	Date / Time / Chemist	Vol. mL	Date / Time / Chemist
CS Water							
50% Formic Acid							
Ammonium Hydroxide conc.							
					JDB		
					10Jan		
					2022		

Moistures into oven: Oven #: 3264

Date: _____ Time: _____ Temperature: ____ Chemist: ____

Out of Oven:

Date: _____ Time: _____ Temperature: ____ Chemist: ____

Shake /tipper ☐	Sonication ☐	Millipore ☐
Analyst:		
Date:		
Time:		
#times		
Extract pH check/adjust		
1.pH:	6.5 ± 0.5	
Date:	10Jan2022	
Time:	11:30	
Analyst:	JDB	
Reagent/ amt:	NA	
2.pH:		
Date:		
Time:		
Analyst:		
Reagent/ amt:		
3.pH:		
Date:		
Time:		
Analyst:		
Reagent/ amt:		
Derivatization		
Analyst:		
Date:		
Start time:		
End time:		
Incubation:		
Analyst:		
Date:		
Start time:		
End time:		

JAN 12 2022

UM

JAN 12 2022

Sample ID:	Filtered? # of Filters	Solid & Aq. extracts combined?	Solid Stored?
L36258-1			
L36258-2			
L36258-3			
L36271-1			
L36271-2			
L36271-3			
WG79609-101 (BLANK)			
WG79609-102 (SPM)			
WG79609-103 (SPML)			
WG79609-104 (MS)			
WG79609-105 (MSD)			
WG79609-106 (SAR)		UM	

www.sgsaxys.com

SGS AXYS Analytical Services Ltd.

SPE Cleanup Worksheet

Workgroup: WG79609 Method: MLA-110 R02.12

Chemist: JDB Date: 10JAN2022 Manifold ID: FC10 / FC11

Sample ID	Manifold Position	Syringe Filter - u-vialing	Single Step Filter vial
L36258-1 FC10	8	Y	N
L36258-2	9	↓	↓
L36258-3	8	↓	↓
L36271-1	9	↓	↓
L36271-2	10	↓	↓
L36271-3	11	↓	↓
WG79609-101 (BLANK)	12	↓	↓
WG79609-102 (SPM)	6	↓	↓
WG79609-103 (SPML)	5	↓	↓
WG79609-104 (MS)	4	↓	↓
WG79609-105 (MSD)	3	↓	↓
WG79609-106 (SAR)	NA →	→	→

SPE Type: OASIS WAX 150mg
Lot#: 021131228B

SPE Pre-Elution/Conditioning:

Reagent	Lot#	Vol. (mL)	Time
1% Basic Methanol	581-06LC	7.5x2	10:30
0.3M Formic Acid	553-06LC	5	10:45

Load sample: ✓

Wash:

Reagent	Lot#	Vol. (mL)	Time
CS Water	562-06LC	10	13:35
1:1 MeOH:0.1M Formic Ac.	536-06LC	5	13:45

Position of collection tubes verified:
Chemist: TS Date: 10 JAN 2022

Elution:

Reagent	Lot#	Vol. (mL)	Time
1% Basic Methanol	581-06LC	5	14:00

Chemist: JDB
Date: 10JAN2022

Reconstitute:

Reagent	Lot#	Vol. (mL)	Time
10 mg Carbon. Except SAR	140918	10mg	15:20
25uL acetic acid. SAR included	204740	25uL	15:17

FWO-334 Rev 07, 30-Oct-2019

Reviewed by: [illegible] Date: JAN 12 2022

SGS AXYS Analytical Services Ltd.

Notes: Batch ID: WG79609 Method: MLA-110 R02.12

Date:	Chemist:	Fraction:	Notes:
			none

JAN 12 2022

FWO-314 Rev 05, 18-Nov-2019

Reviewed by YMM date JAN 12 2022

Page ___ of ___

SGS AXYS Analytical Services Ltd.

Daily Pipettor Bias Verification: Raw Data Record

Date:	10 Jan 2022	Water temp.:	17	°C
Chemist:	RoT / Robin Theron	Thermometer ID #:	3232	
		Balance ID #:	3540	

Pipette ID	Full pipette volume, µL	Verification volume, µL	Mass of dispensed volume, g			Comment
			1st	2nd	3rd	
3206	100	80	0.0796	0.0794	0.0793	
5648	100	80	0.0792	0.0804	0.0792	
3205	25	20	0.0196	0.0198	0.0196	
3195	250	200	0.1982	0.1978	0.1982	
5790	250	200	0.1973	0.1978	0.1966	

JAN 12 2022

Reviewed by: _____ date: _____

SGS AXYS Analytical Services Ltd.

Daily Pipettor Bias Verification: Calculation Sheet

Date:	10-Jan-2022	**Water temp.:**	17	°C	**Thermom. ID #:**	3232
Chemist:	Robin THeron	**Water density:**	0.9988	g/mL	**Balance ID #:**	3540

Pipette ID	Full pipette volume, µL	Verification volume, µL	Mass of dispensed volume, g			Average bias, % (Limit: ≤ 2%)	Precision, % RSD (Limit: ≤ 1%)	Evaluation	Comment
			1st	2nd	3rd				
3206	100	80	0.0796	0.0794	0.0793	-0.59	0.19	PASSED	
5648	100	80	0.0792	0.0804	0.0792	-0.38	0.87	PASSED	
3205	25	20	0.0196	0.0198	0.0196	-1.55	0.59	PASSED	
3195	250	200	0.1982	0.1978	0.1982	-0.85	0.12	PASSED	
5790	250	200	0.1973	0.1978	0.1966	-1.26	0.31	PASSED	

Reviewed by: UMT date: JAN 12 2022

AXYS Analytical Services Ltd

Stock Standard

CONCENTRATION CALCULATIONS

Standard Solution ID:	**FC067A-SUR/01**	replaces:	FC066ASUR01_MLA110.xlsx	
Analysis description:	Regular SUR for MLA-110			
Prepared by:				
Preparation date:			Comments:	**Typical spike = 50 µL**
Expiry date:		1y to retest		
			D9-NETFOSE contains both branched and linear isomers	
Volumetric Flask ID#	DL		D9-NETFOSE **(linear)** using 90.4% purity from the testing means that the	
Dilution solvent/lot #:	UPLC MeOH lot #		validated concentration that we will use for D9-NETFOSE (linear) is **0.777 mg/mL**	
Final Solvent Composition:	99.54% Methanol,0.4% Isopropanol, 0.06% H2O (plus 4 mole equivalents of NaOH per acid)			
Storage Requirements:	Refrigerated			
Validation date/intials:				
Validation WG:				
Calculation checked by/date:	Louis Haviland/26-AUG-2021			
Validation checked by/date:		Spikelot into LIMS by/date:	NREQ	
Approved for use by/date:				
Non routine preparation:		(If Yes, record all details in comments section above)		

(Routine preparation involves using direct weighing or glass syringe into glass volumetric flasks without derivatization.)

Better abbreviated names	LIMS name	Compound name (generally from supplier)	Stock #	ampoule checked by	Original Conc. µg/mL	x Vol. Taken µL	/ Final Vol. mL	=Final Conc. ng/mL	Validated Conc. ng/mL	If conversion to ng/mL reqd. Validated Conc. ng/mL	2nd source check (where applicable) direct on this soln.?	indirect on STK/prime?	Syringe #
	13C4-PFBA	Perfluoro-n-[1,2,3,4-13C4]butanoic acid	SC8483/SC8833	LH	50	4000	250	800					
	13C5-PFPEA	Perfluoro-n-[13C5]pentanoic acid	SC8672	LH	50	2000	250	400					
	13C5-PFHXA	Perfluoro-n-[1,2,3,4,6-13C5]hexanoic acid	SC8513/SC8834	LH	50	1000	250	200					
	13C4-PFHPA	Perfluoro-n-[1,2,3,4-13C4]heptanoic acid	SC8673/SC8835	LH	50	1000	250	200					
	13C8-PFOA	Perfluoro-n-[13C8]octanoic acid	SC8492/SC8679/SC8836	LH	50	1002.5	250	200.49					
	13C9-PFNA	Perfluoro-n-[13C9]nonanoic acid	SC8674	LH	50	500	250	100					
	13C6-PFDA	Perfluoro-n-[1,2,3,4,5,6-13C6]decanoic acid	SC8585/SC8837	LH	50	500	250	100					
	13C7-PFUNA	Perfluoro-n-[1,2,3,4,5,6-13C7]undecanoic acid	SC8675	LH	50	500	250	100					
	13C2-PFDoA	Perfluoro-n-[1,2-13C2]dodecanoic acid	SC8534/SC8838	LH	50	500	250	100					
	13C2-PFTEDA	Perfluoro-n-[1,2-13C2]tetradecanoic acid	SC8676	LH	50	500	250	100					
	13C3-PFBS	Sodium perfluoro-1-[2,3,4-13C3]butanesulfonate **(acid)**	SC8677	LH	46.6	1075	250	200.38					
	13C3-PFHXS	Sodium perfluoro-1-[1,2,3-13C3]hexanesulfonate **(acid)**	SC8485/SC8839	LH	47.4	1056.7	250	200.35					
	13C8-PFOS	Sodium perfluoro-1-[13C8]octanesulfonate **(M8PFOS acid)**	SC8678/SC8840	LH	47.9	1050	250	201.18					
	13C2-4:2 FTS	Sodium 1H,1H,2H,2H-perfluoro-[1,2-13C2]hexane sulfonate **(acid)**	SC8680/SC8841	LH	46.9	2150	250	403.34					
	13C2-6:2 FTS	Sodium 1H,1H,2H,2H-perfluoro-[1,2-13C2]octane sulfonate **(acid)**	SC8588/SC8842	LH	47.6	2100	250	399.84					
	13C2-8:2 FTS	Sodium 1H,1H,2H,2H-perfluoro-[1,2-13C2]decane sulfonate **(acid)**	SC8634/SC8843	LH	48	2087.5	250	400.8					
	13C8-PFOSA	Perfluoro-1-[13C8]octanesulfonamide	SC8533/SC8824	LH	50	1000	250	200					
	D3-NMEFOSA	N-methyl-d3 -perfluoro-1-octanesulfonamide	SC8488/SC8844	LH	50	1000	250	200					
	D5-NETFOSA	N-ethyl-d5-perfluoro-1-octanesulfonamide	SC8635	LH	50	1000	250	200					
	D3-MEFOSAA	N-methyl-d3-perfluoro-1-octanesulfonamidoacetic acid	SC8589/SC8845	LH	50	2000	250	400					
	D5-ETFOSAA	N-ethyl-d5-perfluoro-1-octanesulfonamidoacetic acid	SC8681	LH	50	2000	250	400					
	D7-NME-FOSE	2-(N-methyl-d3-perfluoro-1-octanesulfonamido)ethan-d4-ol	SC8636	LH	50	10000	250	2000					
	D9-NETFOSE	2-(N-ethyl-d5-perfluoro-1-octane-sulfonamido)ethan-d4-ol	FC318A-STK/01	LH	777	644	250	2001.6					
	13C3-HFPO-DA	2,3,3,3-Tetrafluoro-2-(1,1,2,2,3,3,3-heptafluoropropoxy)-13C3-propanoic ac	SC8683/SC8846	LH	50	4000	250	800					
	End of list												

AXYS Analytical Services Ltd

Stock Standard

CONCENTRATION CALCULATIONS

Standard Solution ID:	**FC040A-REC/01**		replaces:	FC039AREC01MLA110.xls &		FC034AREC04.xlsx								
Analysis description:	Regular Rec for **MLA-110, MLA-111 ONLY**													
Prepared by:														
Preparation date:			Comments:											
Expiry date:		1y to re-test	NOT TOBE USED FOR MLA-076. Contains 13C2-D4-6:2 FTS											
			Typical Spike = 50uL to give levels similar to the CALs											
Volumetric Flask ID#	DL													
Dilution solvent/lot #:	UPLC Methanol lot #													
Final Solvent Composition:	99.98% UPLC Methanol; 0.02% H2O (plus 4 mole equivalents of NaOH per acid)													
Storage Requirements:	Refrigerated													
Validation date/intials:														
Validation WG:														
Calculation checked by/date:	Louis Haviland/15-NOV-2021													
Validation checked by/date:		Spikelot into LIMS by/date:	NREQ											
Approved for use by/date:														
Non routine preparation:		(If Yes, record all details in comments section above)												
(Routine preparation involves using direct weighing or glass syringe into glass volumetric flasks without derivatization.)											If conversion to ng/mL reqd.	2nd source check (where applicable)		
Standard Solution ID: (where applicable)	LIMS name	Compound name (generally from supplier)	Stock # ampoule checked by		Original Conc. µg/mL	x Vol. Taken µL	/ Final Vol. mL	=Final Conc. ng/mL	Validated Conc ng/mL	Validated Conc. ng/mL	direct on this soln.?	indirect on STK/prime?	Syringe #	
	13C3-PFBA	Perfluoro-n-[2,3,4-13C3]butanoic acid	SC8503/SC8914	MP	50	2000	250	400						
	13C2-PFHXA	Perfluoro-n-[1,2-13C2]hexanoic acid	SC8787	MP	50	1000	250	200						
	18O2-PFHXS	Sodium perfluoro-1-hexane[18O2]sulfonate **(acid)**	SC8637	MP	47.4	1050	250	199.08						
	13C4-PFOA	Perfluoro-n-[1,2,3,4-13C4]octanoic acid	SC8788	MP	50	1000	250	200						
	13C5-PFNA	Perfluoro-n-[1,2,3,4,5,-13C5]nonanoic acid	SC8638	MP	50	500	250	100						
	13C2-PFDA	Perfluoro-n-[1,2-13C2]decanoic acid	SC8789/~~SC8823~~ MP	MP	50	500	250	100						
	13C4-PFOS	Sodium perfluoro-1-[1,2,3,4-13C4]octanesulfonate **(acid)**	SC8790/SC8915	MP	47.9	1048	250	200.8						
	13C2-D4-6:2 FTS	13C2-D4-6:2 FTS **(acid)**	SC8329	MP	47.6	2100	250	399.84						
	End of list													

AXYS Analytical Services Ltd

Stock Standard

CONCENTRATION CALCULATIONS

Standard Solution ID:	**FC106A-AUT/03**	replaces:	FC106AAUT01MLA110_ALL.xlsx
Analysis description:	Regular AUT for **MLA-110 & MLA-914**.		
Prepared by:			
Preparation date:			Comments:
Expiry date:		1y	
			Spike 50 µL to give levels similar to the CALVER- CAL E
Volumetric Flask ID#	DN		**Spike 20uL** to match the **MLA-914** CALVER- CAL D
Dilution solvent/lot #:	Methanol #		
Final Solvent Composition:	100% MeOH (plus small amount of NaOH)		
Storage Requirements:	Refrigerated		
Validation date/intials:		Spikelot into LIMS by/date:	MP.18-SEP-2020 Enter as FC106A-AUT/ MP.28-MAY-2021
Validation WG:		as FC_LC, PFAS	this file used to populate sampjoinid: SJ2790474 as PFAS_TEST : this file used to populate sampjoinid: SJ2
Calculation checked by/date:	Louis Haviland/23-JUL-2021	as PFAS_BRANCH	this file used to populate sampjoinid: SJ2790475
Validation checked by/date:		as PFAS_DOD	this file used to populate sampjoinid: SJ2790476
Approved for use by/date:		as PFAS_914	this file used to populate sampjoinid: SJ2790407
Non routine preparation:		(If Yes, record all details in comments section above)	

(Routine preparation involves using direct weighing or glass syringe into glass volumetric flasks without derivatization.)

Standard Solution ID: (where applicable)	LIMS name	Compound name (generally from supplier)	Stock # ampoule checked by	Original Conc ng/mL	x Vol. Taken mL	/ Final Vol. mL	=Final Conc. ng/mL	Validated Conc. ng/mL	If conversion to ng/mL reqd. Validated Conc. ng/mL	2nd source check (where applicable) direct on this soln.?	indirect on STK/prime?	Syringe #	
Sigma	PFBA	Heptafluorobutyric acid (PFBA)	FC291A-STK/01 MP	125000	0.32	100	400				Yes	~~T175A~~	26Jul2021 CAT FRAGR FC STK#2
Sigma	PFPeA	Nonafluoropentanoic acid (PFPeA)	4.2mL left	62500	0.32	100	200				Yes		
Sigma	PFHxA	Undecafluorohexanoic acid (PFHxA)	MP.22-JuL-2021	31250	0.32	100	100				Yes		
Sigma	PFHpA	Tridecafluoroheptanoic acid (PFHpA)		31250	0.32	100	100				Yes		
Sigma	PFOA	Pentadecafluorooctanoic acid (PFOA)		31250	0.32	100	100				Yes		
Sigma	PFNA	Heptadecafluorononanoic acid (PFNA)		31250	0.32	100	100				Yes		
Sigma	PFDA	Nonadecafluorodecanoic acid (PFDA)		31250	0.32	100	100				Yes		
Sigma	PFUnA	Perfluoroundecanoic acid (PFUnA)		31250	0.32	100	100				Yes		
Sigma	PFDoA	Perfluorododecanoic acid (PFDoA)		31250	0.32	100	100				Yes		
Sta Cruz Bio	PFTrDA	Perfluorotridecanoic acid		31250	0.32	100	100				Yes		
Sigma	PFTeDA	Perfluorotetradecanoic acid		31250	0.32	100	100				Yes		
Sigma	PFBS	Perfluorobutanesulfonic acid		31250	0.32	100	100				Yes		
Sigma	PFHxS	Perfluorohexanesulfonic acid		31250	0.32	100	100				Yes		
Sigma	PFOS	Perfluorooctanesulfonic acid		31250	0.32	100	100				Yes		
TRC	PFDS	Perfluorodecane Sulfonic Acid		31250	0.32	100	100				Yes		
TRC	N-MeFOSE	2-(N-methylperfluoro-octanesulfonamido)-ethanol		312500	0.32	100	1000				Yes		
TRC	N-EtFOSE	2-(N-ethylperfluoro-octanesulfonamido)-ethanol		234286	0.32	100	749.72				Yes		
Apollo	4:2 FTS	1H,1H,2H,2H-Perfluorohexanesulphonic acid		125000	0.32	100	400				Yes		
Apollo	6:2 FTS	1H,1H,2H,2H-Tridecafluorooctane-sulphonic acid		112677	0.32	100	360.57				Yes		
Apollo	8:2 FTS	1H,1H,2H,2H-Perfluorodecanesulphonic acid		125000	0.32	100	400				Yes		
Apollo	PFOSA	Perfluoro-1-octanesulfonamide		31250	0.32	100	100				Yes		
Apollo		Ammonium perfluoro(2-methyl-3-oxahexanoate)		125000	0.32	100	400				Yes		
	HFPO-DA	(Calculated as Hexafluoropropylene oxide dimer acid)		118800	0.32	100	380.16		This HFPO-DA salt to acid conversion calculated 17-DEC-20				
Wellington		Sodium perfluoro-1-pentanesulfonate **(PFPeS anion)**	FC305A-STK/01 MP								Yes	~~1153A, 1201A~~	26Jul2021 CAT
	PFPeS	As the acid	7.3mL left	**2000**	✓ **5**	**100**	**100.29**						
Wellington		Sodium perfluoro-1-heptanesulfonate **(PFHpS anion)**	MP.22-JuL-2021								Yes		
	PFHpS	As the acid		**2000**	**5**	**100**	**100.23**						
Wellington		Sodium perfluoro-1-nonanesulfonate **(PFNS anion)**									Yes		
	PFNS	As the acid		**2000**	**5**	**100**	**100.19**						
Wellington		Sodium perfluoro-1-dodecanesulfonate **(PFDoS anion)**									**NO**		
	PFDoS	As the acid		**2000**	**5**	**100**	**100.15**						
Wellington	N-MeFOSA	N-methylperfluoro-1-octanesulfonamide		2300	5	100	115				Yes		
Wellington	N-EtFOSA	N-ethylperfluoro-1-octanesulfonamide		5000	5	100	250				Yes		
Wellington	MeFOSAA	N-methylperfluoro-1-octanesulfonamidoacetic acid		2000	5	100	100				Yes		
Wellington	EtFOSAA	N-ethylperfluoro-1-octanesulfonamidoacetic acid		2000	5	100	100				Yes		
		ADONA (Sodium dodecafluoro-3H-4,8-dioxanonanoate) **as the anion**									**NO**		
Wellington	ADONA	As the acid		**8000**	**5**	**100**	**401.09**						
		Potassium 9-chlorohexadecafluoro-3-oxanonane-1-sulfonate, **as the anion**											
Wellington	9Cl-PF3ONS	As the acid		**8000**	**5**	**100**	**400.77**						
		Potassium 11-chloroeicosafluoro-3-oxaundecane-1-sulfonate, **as the anion**											
Wellington	11Cl-PF3OUdS	As the acid	MP 28JUL2021	**8000**	**5**	**100**	**400.64**				**NO**		
not in J CAL	5:3 FTCA	2H,2H,3H,3H-Perfluorooctanoic acid	FC301A-STK/03 MP	62500	4	100	2500				**NO**	~~1153A, 1181A~~	26Jul2021 CAT
not in J CAL	7:3 FTCA	3-Perfluoroheptyl propanoic acid	9mL left of /03	62500	4	100	2500				**NO**		
not in J CAL	NFDHA	Nonafluoro-3,6-dioxaheptanoic acid	MP.22-JuL-2021	5000	4	100	200				**NO**		
	3:3 FTCA	3-Perfluoropropyl Propanoic Acid	FC300A-STK/03 MP	10000	4	100	400				**NO**	~~1153A~~	26Jul2021 CAT FRZR Q
	PFEESA	Perfluoro (2-ethoxyethane) sulfonic acid	New	2500	4	100	100				**NO**		
	PFMPA	Perfluoro-3-methoxypropanoic acid	MP.22-JuL-2021	5000	4	100	200				**NO**		
	PFMBA	Perfluoro-4-methoxybutanoic acid)		2500	4	100	100				**NO**		
	End of list												

SGS AXYS METHOD MLA-110 Rev 02

Form 1A

PERFLUORINATED ORGANICS ANALYSIS REPORT

CLIENT SAMPLE NO.
ERH2262
Sample Collection:
20-Dec-2021 09:30

SGS AXYS ANALYTICAL SERVICES
2045 MILLS RD., SIDNEY, B.C., CANADA
V8L 5X2 TEL (250) 655-5800 FAX (250) 655-5811

		Project No.	60571032.02.46.02 - CV18F0126
Contract No.:	5176	**Lab Sample I.D.:**	L36258-1
Matrix:	AQUEOUS	**Sample Size:**	0.523 L
Sample Receipt Date:	24-Dec-2021	**Initial Calibration Date:**	22-Feb-2021
Extraction Date:	10-Jan-2022	**Instrument ID:**	LCMS/MS
Analysis Date:	11-Jan-2022 **Time:** 02:02:15	**Column ID:**	C18
Extract Volume (uL):	4000	**Sample Data Filename:**	**FC2L_008 S: 23**
Injection Volume (uL):	2	**Blank Data Filename:**	FC2L_008 S: 22
Dilution Factor:	N/A	**Cal. Ver. Data Filename:**	FC2L_008 S: 16
Concentration Units:	ng/L		

This page is part of a total report that contains information necessary for accreditation compliance.
Results are compliant with DoD accreditation described in the total report. Sample results relate only to the sample tested.

COMPOUND	LAB FLAG [1]	CONC. FOUND	REPORTING LIMIT (RL)[2]	RATIO	RRT
PFBA	U		6.12 (Q)		
PFPeA	U		3.06 (Q)		
PFHxA	U		1.53 (Q)		
PFHpA	U		1.53 (Q)		
PFOA	U		1.53 (Q)		
PFNA	U		1.53 (Q)		
PFDA	U		1.53 (Q)		
PFUnA	U		1.53 (Q)		
PFDoA	U		1.53 (Q)		
PFTrDA	U		1.53 (Q)		
PFTeDA	U		1.53 (Q)		
PFBS	U		1.53 (Q)		
PFPeS	U		1.53 (Q)		
PFHxS	U		1.53 (Q)		
PFHpS	U		1.53 (Q)		
PFOS	U		1.53 (Q)		
PFNS	U		1.53 (Q)		
PFDS	U		1.53 (Q)		
PFDoS	U		1.53 (Q)		
4:2 FTS	U		6.12 (Q)		
6:2 FTS	U		5.51 (Q)		
8:2 FTS	U		6.12 (Q)		
PFOSA	U		1.53 (Q)		
N-MeFOSA	U		1.76 (Q)		
N-EtFOSA	U		3.83 (Q)		
MeFOSAA	U		1.53 (Q)		
EtFOSAA	U		1.53 (Q)		
N-MeFOSE	U		15.3 (Q)		
N-EtFOSE	U		11.5 (Q)		
HFPO-DA	U		5.82 (Q)		
ADONA	U		6.12 (Q)		
9Cl-PF3ONS	U		6.12 (Q)		
11Cl-PF3OUdS	U		6.12 (Q)		
3:3 FTCA	U		6.12 (Q)		
5:3 FTCA	U		38.3 (Q)		
7:3 FTCA	U		38.3 (Q)		
PFEESA	U		1.53 (Q)		
PFMPA	U		3.06 (Q)		
PFMBA	U		1.53 (Q)		
NFDHA	X				

(1) Where applicable, custom lab flags have been used on this report; U = not detected at RL; X = result reported separately.
(2) Reporting Limit (Code): S = EDL, estimated detection limit; M = DL, detection limit; Q = LOD, limit of detection.

These data are validated and reported as accurate and in accord with SGS AXYS Analytical Services Ltd. ISO17025 compliant quality assurance processes.

Signed: _____Bryan Alonzo_____

For Axys Internal Use Only [XSL Template: FC2-Form1A.xsl; Created: 14-Jan-2022 12:36:42; Application: XMLTransformer-1.18.31;
Report Filename: PFC_FC_LC_PFAS_DOD_L36258-1_Form1A_FC2L_008S23_SJ3011702.html; Workgroup: WG79609; Design ID: 4482]

SGS AXYS METHOD MLA-110 Rev 02

Form 2

PERFLUORINATED ORGANICS ANALYSIS REPORT

CLIENT SAMPLE NO.
ERH2262
Sample Collection:
20-Dec-2021 09:30

SGS AXYS ANALYTICAL SERVICES
2045 MILLS RD., SIDNEY, B.C., CANADA
V8L 5X2 TEL (250) 655-5800 FAX (250) 655-5811

		Project No.	60571032.02.46.02 - CV18F0126
Contract No.:	5176	**Lab Sample I.D.:**	L36258-1
Matrix:	AQUEOUS	**Sample Size:**	0.523 L
Sample Receipt Date:	24-Dec-2021	**Initial Calibration Date:**	22-Feb-2021
Extraction Date:	10-Jan-2022	**Instrument ID:**	LCMS/MS
Analysis Date:	11-Jan-2022 **Time:** 02:02:15	**Column ID:**	C18
Extract Volume (uL):	4000	**Sample Data Filename:**	**FC2L_008 S: 23**
Injection Volume (uL):	2	**Blank Data Filename:**	FC2L_008 S: 22
Dilution Factor:	N/A	**Cal. Ver. Data Filename:**	FC2L_008 S: 16
Concentration Units:	ng absolute		

This page is part of a total report that contains information necessary for accreditation compliance.
Results are compliant with DoD accreditation described in the total report. Sample results relate only to the sample tested.

LABELED COMPOUND	LAB FLAG [1]	SPIKE CONC.	CONC. FOUND	R(%) [2]	RATIO	RRT
13C4-PFBA		40.0	38.2	95.6		1.000
13C5-PFPeA		20.0	16.9	84.6		0.864
13C5-PFHxA		10.0	8.52	85.2	22.5	0.999
13C4-PFHpA		10.0	9.09	90.9		0.898
13C8-PFOA		10.0	8.03	80.3		1.001
13C9-PFNA		5.00	4.37	87.5		1.000
13C6-PFDA		5.00	4.59	91.7		0.999
13C7-PFUnA		5.00	4.58	91.5		1.047
13C2-PFDoA		5.00	4.24	84.8		1.082
13C2-PFTeDA		5.00	3.58	71.5		1.160
13C3-PFBS		10.0	8.64	86.1	2.97	0.803
13C3-PFHxS		10.0	8.60	85.8	2.22	0.999
13C8-PFOS		10.1	10.2	101	2.08	1.000
13C2-4:2 FTS		20.2	21.0	104	1.98	0.840
13C2-6:2 FTS		20.0	18.1	90.6	2.12	1.001
13C2-8:2 FTS		20.0	16.0	79.8	3.25	1.267
13C8-PFOSA		10.0	9.25	92.5		1.157
D3-N-MeFOSA		10.0	5.12	51.2		1.343
D5-N-EtFOSA		10.0	5.48	54.8		1.380
D3-MeFOSAA		20.0	11.0	54.9		1.313
D5-EtFOSAA		20.0	11.8	59.0		1.340
d7-NMe-FOSE		100	62.2	62.2		1.325
d9-NEt-FOSE		100	51.0	51.0		1.364
13C3-HFPO-DA		40.0	33.9	84.8	2.80	1.030

(1) Where applicable, custom lab flags have been used on this report.
(2) R(%) = percent recovery.

These data are validated and reported as accurate and in accord with SGS AXYS Analytical Services Ltd. ISO17025 compliant quality assurance processes.

Signed: _____Bryan Alonzo_____

For Axys Internal Use Only [XSL Template: FC2-Form2.xsl; Created: 14-Jan-2022 12:36:42; Application: XMLTransformer-1.18.31;
Report Filename: PFC_FC_LC_PFAS_DOD_L36258-1_Form2_FC2L_008S23_SJ3011702.html; Workgroup: WG79609; Design ID: 4482]

SGS AXYS METHOD MLA-110 Rev 02

Form 1A

PERFLUORINATED ORGANICS ANALYSIS REPORT

CLIENT SAMPLE NO.
ERH2262
Sample Collection:
20-Dec-2021 09:30

SGS AXYS ANALYTICAL SERVICES
2045 MILLS RD., SIDNEY, B.C., CANADA
V8L 5X2 TEL (250) 655-5800 FAX (250) 655-5811

		Project No.	60571032.02.46.02 - CV18F0126
Contract No.:	5176	**Lab Sample I.D.:**	L36258-1 i
Matrix:	AQUEOUS	**Sample Size:**	0.523 L
Sample Receipt Date:	24-Dec-2021	**Initial Calibration Date:**	22-Feb-2021
Extraction Date:	10-Jan-2022	**Instrument ID:**	LCMS/MS
Analysis Date:	11-Jan-2022 **Time:** 16:55:59	**Column ID:**	C18
Extract Volume (uL):	4000	**Sample Data Filename:**	**FC2L_009 S: 22**
Injection Volume (uL):	2	**Blank Data Filename:**	FC2L_008 S: 22
Dilution Factor:	N/A	**Cal. Ver. Data Filename:**	FC2L_009 S: 15
Concentration Units:	ng/L		

This page is part of a total report that contains information necessary for accreditation compliance.
Results are compliant with DoD accreditation described in the total report. Sample results relate only to the sample tested.

COMPOUND	LAB FLAG [1]	CONC. FOUND	REPORTING LIMIT (RL)[2]	RATIO	RRT
PFBA	X				
PFPeA	X				
PFHxA	X				
PFHpA	X				
PFOA	X				
PFNA	X				
PFDA	X				
PFUnA	X				
PFDoA	X				
PFTrDA	X				
PFTeDA	X				
PFBS	X				
PFPeS	X				
PFHxS	X				
PFHpS	X				
PFOS	X				
PFNS	X				
PFDS	X				
PFDoS	X				
4:2 FTS	X				
6:2 FTS	X				
8:2 FTS	X				
PFOSA	X				
N-MeFOSA	X				
N-EtFOSA	X				
MeFOSAA	X				
EtFOSAA	X				
N-MeFOSE	X				
N-EtFOSE	X				
HFPO-DA	X				
ADONA	X				
9Cl-PF3ONS	X				
11Cl-PF3OUdS	X				
3:3 FTCA	X				
5:3 FTCA	X				
7:3 FTCA	X				
PFEESA	X				
PFMPA	X				
PFMBA	X				
NFDHA	U		3.06 (Q)		

(1) Where applicable, custom lab flags have been used on this report; U = not detected at RL; X = result reported separately.
(2) Reporting Limit (Code): S = EDL, estimated detection limit; M = DL, detection limit; Q = LOD, limit of detection.

These data are validated and reported as accurate and in accord with SGS AXYS Analytical Services Ltd. ISO17025 compliant quality assurance processes.

Signed: _____Bryan Alonzo_____

For Axys Internal Use Only [XSL Template: FC2-Form1A.xsl; Created: 14-Jan-2022 12:36:42; Application: XMLTransformer-1.18.31;
Report Filename: PFC_FC_LC_PFAS_DOD_L36258-1_Form1A_FC2L_009S22_SJ3012427.html; Workgroup: WG79609; Design ID: 4482]

SGS AXYS METHOD MLA-110 Rev 02

Form 2

PERFLUORINATED ORGANICS ANALYSIS REPORT

CLIENT SAMPLE NO.
ERH2262
Sample Collection:
20-Dec-2021 09:30

SGS AXYS ANALYTICAL SERVICES
2045 MILLS RD., SIDNEY, B.C., CANADA
V8L 5X2 TEL (250) 655-5800 FAX (250) 655-5811

		Project No.	60571032.02.46.02 - CV18F0126
Contract No.:	5176	**Lab Sample I.D.:**	L36258-1 i
Matrix:	AQUEOUS	**Sample Size:**	0.523 L
Sample Receipt Date:	24-Dec-2021	**Initial Calibration Date:**	22-Feb-2021
Extraction Date:	10-Jan-2022	**Instrument ID:**	LCMS/MS
Analysis Date:	11-Jan-2022 **Time:** 16:55:59	**Column ID:**	C18
Extract Volume (uL):	4000	**Sample Data Filename:**	**FC2L_009 S: 22**
Injection Volume (uL):	2	**Blank Data Filename:**	FC2L_008 S: 22
Dilution Factor:	N/A	**Cal. Ver. Data Filename:**	FC2L_009 S: 15
Concentration Units:	ng absolute		

This page is part of a total report that contains information necessary for accreditation compliance.
Results are compliant with DoD accreditation described in the total report. Sample results relate only to the sample tested.

LABELED COMPOUND	LAB FLAG [1]	SPIKE CONC.	CONC. FOUND	R(%) [2]	RATIO	RRT
13C4-PFBA	X					
13C5-PFPeA	X					
13C5-PFHxA		10.0	9.36	93.6	28.6	1.000
13C4-PFHpA	X					
13C8-PFOA	X					
13C9-PFNA	X					
13C6-PFDA	X					
13C7-PFUnA	X					
13C2-PFDoA	X					
13C2-PFTeDA	X					
13C3-PFBS	X					
13C3-PFHxS	X					
13C8-PFOS	X					
13C2-4:2 FTS	X					
13C2-6:2 FTS	X					
13C2-8:2 FTS	X					
13C8-PFOSA	X					
D3-N-MeFOSA	X					
D5-N-EtFOSA	X					
D3-MeFOSAA	X					
D5-EtFOSAA	X					
d7-NMe-FOSE	X					
d9-NEt-FOSE	X					
13C3-HFPO-DA	X					

(1) Where applicable, custom lab flags have been used on this report; X = result reported separately.
(2) R(%) = percent recovery.

These data are validated and reported as accurate and in accord with SGS AXYS Analytical Services Ltd. ISO17025 compliant quality assurance processes.

Signed: _____Bryan Alonzo_____

For Axys Internal Use Only [XSL Template: FC2-Form2.xsl; Created: 14-Jan-2022 12:36:42; Application: XMLTransformer-1.18.31;
Report Filename: PFC_FC_LC_PFAS_DOD_L36258-1_Form2_FC2L_009S22_SJ3012427.html; Workgroup: WG79609; Design ID: 4482]

SGS AXYS METHOD MLA-110 Rev 02

Form 1A

PERFLUORINATED ORGANICS ANALYSIS REPORT

CLIENT SAMPLE NO.
ERH2263
Sample Collection:
20-Dec-2021 09:20

SGS AXYS ANALYTICAL SERVICES
2045 MILLS RD., SIDNEY, B.C., CANADA
V8L 5X2 TEL (250) 655-5800 FAX (250) 655-5811

		Project No.	60571032.02.46.02 - CV18F0126
Contract No.:	5176	**Lab Sample I.D.:**	L36258-2
Matrix:	AQUEOUS	**Sample Size:**	0.509 L
Sample Receipt Date:	24-Dec-2021	**Initial Calibration Date:**	22-Feb-2021
Extraction Date:	10-Jan-2022	**Instrument ID:**	LCMS/MS
Analysis Date:	11-Jan-2022 **Time:** 02:15:20	**Column ID:**	C18
Extract Volume (uL):	4000	**Sample Data Filename:**	**FC2L_008 S: 24**
Injection Volume (uL):	2	**Blank Data Filename:**	FC2L_008 S: 22
Dilution Factor:	N/A	**Cal. Ver. Data Filename:**	FC2L_008 S: 16
Concentration Units:	ng/L		

This page is part of a total report that contains information necessary for accreditation compliance.
Results are compliant with DoD accreditation described in the total report. Sample results relate only to the sample tested.

COMPOUND	LAB FLAG [1]	CONC. FOUND	REPORTING LIMIT (RL)[2]	RATIO	RRT
PFBA	U		6.29 (Q)		
PFPeA	U		3.15 (Q)		
PFHxA	U		1.57 (Q)		
PFHpA	U		1.57 (Q)		
PFOA	U		1.57 (Q)		
PFNA	U		1.57 (Q)		
PFDA	U		1.57 (Q)		
PFUnA	U		1.57 (Q)		
PFDoA	U		1.57 (Q)		
PFTrDA	U		1.57 (Q)		
PFTeDA	U		1.57 (Q)		
PFBS	U		1.57 (Q)		
PFPeS	U		1.57 (Q)		
PFHxS	U		1.57 (Q)		
PFHpS	U		1.57 (Q)		
PFOS	U		1.57 (Q)		
PFNS	U		1.57 (Q)		
PFDS	U		1.57 (Q)		
PFDoS	U		1.57 (Q)		
4:2 FTS	U		6.29 (Q)		
6:2 FTS	U		5.66 (Q)		
8:2 FTS	U		6.29 (Q)		
PFOSA	U		1.57 (Q)		
N-MeFOSA	U		1.81 (Q)		
N-EtFOSA	U		3.93 (Q)		
MeFOSAA	U		1.57 (Q)		
EtFOSAA	U		1.57 (Q)		
N-MeFOSE	U		15.7 (Q)		
N-EtFOSE	U Q		11.8 (Q)		
HFPO-DA	U		5.98 (Q)		
ADONA	U		6.29 (Q)		
9Cl-PF3ONS	U		6.29 (Q)		
11Cl-PF3OUdS	U		6.29 (Q)		
3:3 FTCA	U		6.29 (Q)		
5:3 FTCA	U		39.3 (Q)		
7:3 FTCA	U		39.3 (Q)		
PFEESA	U		1.57 (Q)		
PFMPA	U		3.15 (Q)		
PFMBA	U		1.57 (Q)		
NFDHA	X				

(1) Where applicable, custom lab flags have been used on this report; U = not detected at RL; Q = surrogate recovery is not within method/contract control limits; Q = authentic recovery in the OPR is not within method/contract control limits; X = result reported separately; Q = corresponding surrogate not within method/contract control limits; Q = maximum concentration, single GC column result, not confirmed by second column.
(2) Reporting Limit (Code): S = EDL, estimated detection limit; M = DL, detection limit; Q = LOD, limit of detection.

These data are validated and reported as accurate and in accord with SGS AXYS Analytical Services Ltd. ISO17025 compliant quality assurance processes.

Signed: _____Bryan Alonzo_____

For Axys Internal Use Only [XSL Template: FC2-Form1A.xsl; Created: 14-Jan-2022 12:36:42; Application: XMLTransformer-1.18.31;
Report Filename: PFC_FC_LC_PFAS_DOD_L36258-2_Form1A_FC2L_008S24_SJ3011703.html; Workgroup: WG79609; Design ID: 4482]

SGS AXYS METHOD MLA-110 Rev 02

Form 2

PERFLUORINATED ORGANICS ANALYSIS REPORT

CLIENT SAMPLE NO.
ERH2263
Sample Collection:
20-Dec-2021 09:20

SGS AXYS ANALYTICAL SERVICES
2045 MILLS RD., SIDNEY, B.C., CANADA
V8L 5X2 TEL (250) 655-5800 FAX (250) 655-5811

		Project No.	60571032.02.46.02 - CV18F0126
Contract No.:	5176	**Lab Sample I.D.:**	L36258-2
Matrix:	AQUEOUS	**Sample Size:**	0.509 L
Sample Receipt Date:	24-Dec-2021	**Initial Calibration Date:**	22-Feb-2021
Extraction Date:	10-Jan-2022	**Instrument ID:**	LCMS/MS
Analysis Date:	11-Jan-2022 **Time:** 02:15:20	**Column ID:**	C18
Extract Volume (uL):	4000	**Sample Data Filename:**	**FC2L_008 S: 24**
Injection Volume (uL):	2	**Blank Data Filename:**	FC2L_008 S: 22
Dilution Factor:	N/A	**Cal. Ver. Data Filename:**	FC2L_008 S: 16
Concentration Units:	ng absolute		

This page is part of a total report that contains information necessary for accreditation compliance.
Results are compliant with DoD accreditation described in the total report. Sample results relate only to the sample tested.

LABELED COMPOUND	LAB FLAG [1]	SPIKE CONC.	CONC. FOUND	R(%) [2]	RATIO	RRT
13C4-PFBA		40.0	38.3	95.9		1.000
13C5-PFPeA		20.0	20.4	102		0.863
13C5-PFHxA		10.0	11.5	115	22.0	1.000
13C4-PFHpA		10.0	9.78	97.8		0.898
13C8-PFOA		10.0	8.17	81.7		1.001
13C9-PFNA		5.00	4.49	89.8		1.000
13C6-PFDA		5.00	5.30	106		1.000
13C7-PFUnA		5.00	5.13	103		1.047
13C2-PFDoA		5.00	4.73	94.6		1.082
13C2-PFTeDA		5.00	3.45	69.0		1.160
13C3-PFBS		10.0	9.19	91.6	2.82	0.803
13C3-PFHxS		10.0	9.26	92.5	2.24	0.999
13C8-PFOS		10.1	9.65	95.9	2.19	1.000
13C2-4:2 FTS		20.2	23.8	118	2.03	0.840
13C2-6:2 FTS		20.0	19.3	96.4	2.13	1.001
13C2-8:2 FTS		20.0	17.1	85.5	3.12	1.267
13C8-PFOSA		10.0	9.14	91.4		1.157
D3-N-MeFOSA		10.0	4.95	49.5		1.343
D5-N-EtFOSA		10.0	4.75	47.5		1.380
D3-MeFOSAA		20.0	11.8	59.1		1.315
D5-EtFOSAA		20.0	11.9	59.4		1.340
d7-NMe-FOSE		100	52.6	52.6		1.325
d9-NEt-FOSE	Q	100	43.4	43.4		1.364
13C3-HFPO-DA		40.0	41.3	103	3.08	1.030

(1) Where applicable, custom lab flags have been used on this report; Q = surrogate recovery is not within method/contract control limits; Q = authentic recovery in the OPR is not within method/contract control limits; Q = corresponding surrogate not within method/contract control limits; Q = maximum concentration, single GC column result, not confirmed by second column.
(2) R(%) = percent recovery.

These data are validated and reported as accurate and in accord with SGS AXYS Analytical Services Ltd. ISO17025 compliant quality assurance processes.

Signed: _____Bryan Alonzo_____

For Axys Internal Use Only [XSL Template: FC2-Form2.xsl; Created: 14-Jan-2022 12:36:42; Application: XMLTransformer-1.18.31;
Report Filename: PFC_FC_LC_PFAS_DOD_L36258-2_Form2_FC2L_008S24_SJ3011703.html; Workgroup: WG79609; Design ID: 4482]

SGS AXYS METHOD MLA-110 Rev 02

Form 1A

PERFLUORINATED ORGANICS ANALYSIS REPORT

CLIENT SAMPLE NO.
ERH2263
Sample Collection:
20-Dec-2021 09:20

SGS AXYS ANALYTICAL SERVICES
2045 MILLS RD., SIDNEY, B.C., CANADA
V8L 5X2 TEL (250) 655-5800 FAX (250) 655-5811

		Project No.	60571032.02.46.02 - CV18F0126
Contract No.:	5176	**Lab Sample I.D.:**	L36258-2 i
Matrix:	AQUEOUS	**Sample Size:**	0.509 L
Sample Receipt Date:	24-Dec-2021	**Initial Calibration Date:**	22-Feb-2021
Extraction Date:	10-Jan-2022	**Instrument ID:**	LCMS/MS
Analysis Date:	11-Jan-2022 **Time:** 17:09:21	**Column ID:**	C18
Extract Volume (uL):	4000	**Sample Data Filename:**	**FC2L_009 S: 23**
Injection Volume (uL):	2	**Blank Data Filename:**	FC2L_008 S: 22
Dilution Factor:	N/A	**Cal. Ver. Data Filename:**	FC2L_009 S: 15
Concentration Units:	ng/L		

This page is part of a total report that contains information necessary for accreditation compliance.
Results are compliant with DoD accreditation described in the total report. Sample results relate only to the sample tested.

COMPOUND	LAB FLAG [1]	CONC. FOUND	REPORTING LIMIT (RL)[2]	RATIO	RRT
PFBA	X				
PFPeA	X				
PFHxA	X				
PFHpA	X				
PFOA	X				
PFNA	X				
PFDA	X				
PFUnA	X				
PFDoA	X				
PFTrDA	X				
PFTeDA	X				
PFBS	X				
PFPeS	X				
PFHxS	X				
PFHpS	X				
PFOS	X				
PFNS	X				
PFDS	X				
PFDoS	X				
4:2 FTS	X				
6:2 FTS	X				
8:2 FTS	X				
PFOSA	X				
N-MeFOSA	X				
N-EtFOSA	X				
MeFOSAA	X				
EtFOSAA	X				
N-MeFOSE	X				
N-EtFOSE	X				
HFPO-DA	X				
ADONA	X				
9Cl-PF3ONS	X				
11Cl-PF3OUdS	X				
3:3 FTCA	X				
5:3 FTCA	X				
7:3 FTCA	X				
PFEESA	X				
PFMPA	X				
PFMBA	X				
NFDHA	U		3.15 (Q)		

(1) Where applicable, custom lab flags have been used on this report; U = not detected at RL; X = result reported separately.
(2) Reporting Limit (Code): S = EDL, estimated detection limit; M = DL, detection limit; Q = LOD, limit of detection.

These data are validated and reported as accurate and in accord with SGS AXYS Analytical Services Ltd. ISO17025 compliant quality assurance processes.

Signed: _____Bryan Alonzo_____

For Axys Internal Use Only [XSL Template: FC2-Form1A.xsl; Created: 14-Jan-2022 12:36:42; Application: XMLTransformer-1.18.31;
Report Filename: PFC_FC_LC_PFAS_DOD_L36258-2_Form1A_FC2L_009S23_SJ3012428.html; Workgroup: WG79609; Design ID: 4482]

SGS AXYS METHOD MLA-110 Rev 02

Form 2

PERFLUORINATED ORGANICS ANALYSIS REPORT

CLIENT SAMPLE NO.
ERH2263
Sample Collection:
20-Dec-2021 09:20

SGS AXYS ANALYTICAL SERVICES
2045 MILLS RD., SIDNEY, B.C., CANADA
V8L 5X2 TEL (250) 655-5800 FAX (250) 655-5811

		Project No.	60571032.02.46.02 - CV18F0126
Contract No.:	5176	**Lab Sample I.D.:**	L36258-2 i
Matrix:	AQUEOUS	**Sample Size:**	0.509 L
Sample Receipt Date:	24-Dec-2021	**Initial Calibration Date:**	22-Feb-2021
Extraction Date:	10-Jan-2022	**Instrument ID:**	LCMS/MS
Analysis Date:	11-Jan-2022 **Time:** 17:09:21	**Column ID:**	C18
Extract Volume (uL):	4000	**Sample Data Filename:**	**FC2L_009 S: 23**
Injection Volume (uL):	2	**Blank Data Filename:**	FC2L_008 S: 22
Dilution Factor:	N/A	**Cal. Ver. Data Filename:**	FC2L_009 S: 15
Concentration Units:	ng absolute		

This page is part of a total report that contains information necessary for accreditation compliance.
Results are compliant with DoD accreditation described in the total report. Sample results relate only to the sample tested.

LABELED COMPOUND	LAB FLAG [1]	SPIKE CONC.	CONC. FOUND	R(%) [2]	RATIO	RRT
13C4-PFBA	X					
13C5-PFPeA	X					
13C5-PFHxA		10.0	10.6	106	22.0	1.000
13C4-PFHpA	X					
13C8-PFOA	X					
13C9-PFNA	X					
13C6-PFDA	X					
13C7-PFUnA	X					
13C2-PFDoA	X					
13C2-PFTeDA	X					
13C3-PFBS	X					
13C3-PFHxS	X					
13C8-PFOS	X					
13C2-4:2 FTS	X					
13C2-6:2 FTS	X					
13C2-8:2 FTS	X					
13C8-PFOSA	X					
D3-N-MeFOSA	X					
D5-N-EtFOSA	X					
D3-MeFOSAA	X					
D5-EtFOSAA	X					
d7-NMe-FOSE	X					
d9-NEt-FOSE	X					
13C3-HFPO-DA	X					

(1) Where applicable, custom lab flags have been used on this report; X = result reported separately.
(2) R(%) = percent recovery.

These data are validated and reported as accurate and in accord with SGS AXYS Analytical Services Ltd. ISO17025 compliant quality assurance processes.

Signed: _____Bryan Alonzo_____

For Axys Internal Use Only [XSL Template: FC2-Form2.xsl; Created: 14-Jan-2022 12:36:42; Application: XMLTransformer-1.18.31;
Report Filename: PFC_FC_LC_PFAS_DOD_L36258-2_Form2_FC2L_009S23_SJ3012428.html; Workgroup: WG79609; Design ID: 4482]

SGS AXYS METHOD MLA-110 Rev 02

Form 1A

PERFLUORINATED ORGANICS ANALYSIS REPORT

CLIENT SAMPLE NO.
ERH2265
Sample Collection:
20-Dec-2021 10:00

SGS AXYS ANALYTICAL SERVICES
2045 MILLS RD., SIDNEY, B.C., CANADA
V8L 5X2 TEL (250) 655-5800 FAX (250) 655-5811

Project No.		60571032.02.46.02 - CV18F0126	
Contract No.:	5176	**Lab Sample I.D.:**	L36258-3
Matrix:	AQUEOUS	**Sample Size:**	0.491 L
Sample Receipt Date:	24-Dec-2021	**Initial Calibration Date:**	22-Feb-2021
Extraction Date:	10-Jan-2022	**Instrument ID:**	LCMS/MS
Analysis Date:	11-Jan-2022 **Time:** 02:28:25	**Column ID:**	C18
Extract Volume (uL):	4000	**Sample Data Filename:**	**FC2L_008 S: 25**
Injection Volume (uL):	2	**Blank Data Filename:**	FC2L_008 S: 22
Dilution Factor:	N/A	**Cal. Ver. Data Filename:**	FC2L_008 S: 16
Concentration Units:	ng/L		

This page is part of a total report that contains information necessary for accreditation compliance.
Results are compliant with DoD accreditation described in the total report. Sample results relate only to the sample tested.

COMPOUND	LAB FLAG [1]	CONC. FOUND	REPORTING LIMIT (RL)[2]	RATIO	RRT
PFBA	J	4.22	0.336 (M)		1.005
PFPeA		13.2	0.203 (M)		1.000
PFHxA		6.21	0.326 (M)	4.19	1.001
PFHpA		5.37	0.224 (M)	2.21	1.000
PFOA		2.76	0.305 (M)	1.70	
PFNA	J	0.898	0.224 (M)	2.54	
PFDA	J	0.429	0.336 (M)	3.02	1.001
PFUnA	U		1.63 (Q)		
PFDoA	U		1.63 (Q)		
PFTrDA	U		1.63 (Q)		
PFTeDA	U		1.63 (Q)		
PFBS	J	0.843	0.254 (M)	2.60	1.000
PFPeS	J	0.205	0.203 (M)	2.31	0.889
PFHxS	J	1.51	0.224 (M)	2.66	
PFHpS	U		1.63 (Q)		
PFOS	I	6.73	0.336 (M)	5.54	
PFNS	U		1.63 (Q)		
PFDS	U		1.63 (Q)		
PFDoS	U		1.63 (Q)		
4:2 FTS	U		6.51 (Q)		
6:2 FTS	U		5.86 (Q)		
8:2 FTS	U		6.51 (Q)		
PFOSA	U		1.63 (Q)		
N-MeFOSA	U		1.87 (Q)		
N-EtFOSA	U		4.07 (Q)		
MeFOSAA	U		1.63 (Q)		
EtFOSAA	U		1.63 (Q)		
N-MeFOSE	U		16.3 (Q)		
N-EtFOSE	U Q		12.2 (Q)		
HFPO-DA	U		6.19 (Q)		
ADONA	U		6.51 (Q)		
9Cl-PF3ONS	U		6.51 (Q)		
11Cl-PF3OUdS	U		6.51 (Q)		
3:3 FTCA	U		6.51 (Q)		
5:3 FTCA	U		40.7 (Q)		
7:3 FTCA	U		40.7 (Q)		
PFEESA	U		1.63 (Q)		
PFMPA	U		3.26 (Q)		
PFMBA	U		1.63 (Q)		
NFDHA	X				

(1) Where applicable, custom lab flags have been used on this report; U = not detected at RL; I = peak detected but did not meet quantification criteria, result reported represents the estimated maximum possible concentration; Q = surrogate recovery is not within method/contract control limits; Q = authentic recovery in the OPR is not within method/contract control limits; J = estimated concentration less than LOQ; X = result reported separately; Q = corresponding surrogate not within method/contract control limits; Q = maximum concentration, single GC column result, not confirmed by second column.
(2) Reporting Limit (Code): S = EDL, estimated detection limit; M = DL, detection limit; Q = LOD, limit of detection.

These data are validated and reported as accurate and in accord with SGS AXYS Analytical Services Ltd. ISO17025 compliant quality assurance processes.

Signed: _____Bryan Alonzo_____

For Axys Internal Use Only [XSL Template: FC2-Form1A.xsl; Created: 14-Jan-2022 12:36:42; Application: XMLTransformer-1.18.31;
Report Filename: PFC_FC_LC_PFAS_DOD_L36258-3_Form1A_FC2L_008S25_SJ3011704.html; Workgroup: WG79609; Design ID: 4482]

SGS AXYS METHOD MLA-110 Rev 02

Form 2

PERFLUORINATED ORGANICS ANALYSIS REPORT

CLIENT SAMPLE NO.
ERH2265
Sample Collection:
20-Dec-2021 10:00

SGS AXYS ANALYTICAL SERVICES
2045 MILLS RD., SIDNEY, B.C., CANADA
V8L 5X2 TEL (250) 655-5800 FAX (250) 655-5811

		Project No.	60571032.02.46.02 - CV18F0126
Contract No.:	5176	**Lab Sample I.D.:**	L36258-3
Matrix:	AQUEOUS	**Sample Size:**	0.491 L
Sample Receipt Date:	24-Dec-2021	**Initial Calibration Date:**	22-Feb-2021
Extraction Date:	10-Jan-2022	**Instrument ID:**	LCMS/MS
Analysis Date:	11-Jan-2022 **Time:** 02:28:25	**Column ID:**	C18
Extract Volume (uL):	4000	**Sample Data Filename:**	**FC2L_008 S: 25**
Injection Volume (uL):	2	**Blank Data Filename:**	FC2L_008 S: 22
Dilution Factor:	N/A	**Cal. Ver. Data Filename:**	FC2L_008 S: 16
Concentration Units:	ng absolute		

This page is part of a total report that contains information necessary for accreditation compliance.
Results are compliant with DoD accreditation described in the total report. Sample results relate only to the sample tested.

LABELED COMPOUND	LAB FLAG [1]	SPIKE CONC.	CONC. FOUND	R(%) [2]	RATIO	RRT
13C4-PFBA		40.0	37.9	94.7		0.995
13C5-PFPeA		20.0	16.5	82.6		0.866
13C5-PFHxA		10.0	10.4	104	25.5	0.999
13C4-PFHpA		10.0	9.27	92.7		0.898
13C8-PFOA		10.0	8.67	86.7		1.000
13C9-PFNA		5.00	4.30	86.0		1.000
13C6-PFDA		5.00	4.96	99.1		0.999
13C7-PFUnA		5.00	4.88	97.5		1.047
13C2-PFDoA		5.00	4.38	87.5		1.082
13C2-PFTeDA		5.00	3.64	72.9		1.160
13C3-PFBS		10.0	10.1	101	2.86	0.804
13C3-PFHxS		10.0	9.14	91.2	2.29	1.000
13C8-PFOS		10.1	8.78	87.2	2.21	1.000
13C2-4:2 FTS		20.2	25.6	127	2.02	0.840
13C2-6:2 FTS		20.0	18.4	92.1	2.21	1.001
13C2-8:2 FTS		20.0	16.5	82.3	3.33	1.267
13C8-PFOSA		10.0	8.02	80.2		1.157
D3-N-MeFOSA		10.0	5.78	57.8		1.342
D5-N-EtFOSA		10.0	5.32	53.2		1.380
D3-MeFOSAA		20.0	11.3	56.3		1.313
D5-EtFOSAA		20.0	12.2	61.2		1.339
d7-NMe-FOSE		100	56.0	56.0		1.325
d9-NEt-FOSE	Q	100	46.1	46.1		1.364
13C3-HFPO-DA		40.0	35.2	88.0	2.87	1.030

(1) Where applicable, custom lab flags have been used on this report; Q = surrogate recovery is not within method/contract control limits; Q = authentic recovery in the OPR is not within method/contract control limits; Q = corresponding surrogate not within method/contract control limits; Q = maximum concentration, single GC column result, not confirmed by second column.
(2) R(%) = percent recovery.

These data are validated and reported as accurate and in accord with SGS AXYS Analytical Services Ltd. ISO17025 compliant quality assurance processes.

Signed: _____Bryan Alonzo_____

For Axys Internal Use Only [XSL Template: FC2-Form2.xsl; Created: 14-Jan-2022 12:36:42; Application: XMLTransformer-1.18.31;
Report Filename: PFC_FC_LC_PFAS_DOD_L36258-3_Form2_FC2L_008S25_SJ3011704.html; Workgroup: WG79609; Design ID: 4482]

SGS AXYS METHOD MLA-110 Rev 02

Form 1A

PERFLUORINATED ORGANICS ANALYSIS REPORT

CLIENT SAMPLE NO.
ERH2265
Sample Collection:
20-Dec-2021 10:00

SGS AXYS ANALYTICAL SERVICES
2045 MILLS RD., SIDNEY, B.C., CANADA
V8L 5X2 TEL (250) 655-5800 FAX (250) 655-5811

		Project No.	60571032.02.46.02 - CV18F0126
Contract No.:	5176	**Lab Sample I.D.:**	L36258-3 i
Matrix:	AQUEOUS	**Sample Size:**	0.491 L
Sample Receipt Date:	24-Dec-2021	**Initial Calibration Date:**	22-Feb-2021
Extraction Date:	10-Jan-2022	**Instrument ID:**	LCMS/MS
Analysis Date:	11-Jan-2022 **Time:** 17:22:43	**Column ID:**	C18
Extract Volume (uL):	4000	**Sample Data Filename:**	**FC2L_009 S: 24**
Injection Volume (uL):	2	**Blank Data Filename:**	FC2L_008 S: 22
Dilution Factor:	N/A	**Cal. Ver. Data Filename:**	FC2L_009 S: 15
Concentration Units:	ng/L		

This page is part of a total report that contains information necessary for accreditation compliance.
Results are compliant with DoD accreditation described in the total report. Sample results relate only to the sample tested.

COMPOUND	LAB FLAG [1]	CONC. FOUND	REPORTING LIMIT (RL)[2]	RATIO	RRT
PFBA	X				
PFPeA	X				
PFHxA	X				
PFHpA	X				
PFOA	X				
PFNA	X				
PFDA	X				
PFUnA	X				
PFDoA	X				
PFTrDA	X				
PFTeDA	X				
PFBS	X				
PFPeS	X				
PFHxS	X				
PFHpS	X				
PFOS	X				
PFNS	X				
PFDS	X				
PFDoS	X				
4:2 FTS	X				
6:2 FTS	X				
8:2 FTS	X				
PFOSA	X				
N-MeFOSA	X				
N-EtFOSA	X				
MeFOSAA	X				
EtFOSAA	X				
N-MeFOSE	X				
N-EtFOSE	X				
HFPO-DA	X				
ADONA	X				
9Cl-PF3ONS	X				
11Cl-PF3OUdS	X				
3:3 FTCA	X				
5:3 FTCA	X				
7:3 FTCA	X				
PFEESA	X				
PFMPA	X				
PFMBA	X				
NFDHA	U		3.26 (Q)		

(1) Where applicable, custom lab flags have been used on this report; U = not detected at RL; X = result reported separately.
(2) Reporting Limit (Code): S = EDL, estimated detection limit; M = DL, detection limit; Q = LOD, limit of detection.

These data are validated and reported as accurate and in accord with SGS AXYS Analytical Services Ltd. ISO17025 compliant quality assurance processes.

Signed: _____Bryan Alonzo_____

For Axys Internal Use Only [XSL Template: FC2-Form1A.xsl; Created: 14-Jan-2022 12:36:42; Application: XMLTransformer-1.18.31;
Report Filename: PFC_FC_LC_PFAS_DOD_L36258-3_Form1A_FC2L_009S24_SJ3012429.html; Workgroup: WG79609; Design ID: 4482]

SGS AXYS METHOD MLA-110 Rev 02

Form 2

PERFLUORINATED ORGANICS ANALYSIS REPORT

CLIENT SAMPLE NO.
ERH2265
Sample Collection:
20-Dec-2021 10:00

SGS AXYS ANALYTICAL SERVICES
2045 MILLS RD., SIDNEY, B.C., CANADA
V8L 5X2 TEL (250) 655-5800 FAX (250) 655-5811

		Project No.	60571032.02.46.02 - CV18F0126
Contract No.:	5176	**Lab Sample I.D.:**	L36258-3 i
Matrix:	AQUEOUS	**Sample Size:**	0.491 L
Sample Receipt Date:	24-Dec-2021	**Initial Calibration Date:**	22-Feb-2021
Extraction Date:	10-Jan-2022	**Instrument ID:**	LCMS/MS
Analysis Date:	11-Jan-2022 **Time:** 17:22:43	**Column ID:**	C18
Extract Volume (uL):	4000	**Sample Data Filename:**	**FC2L_009 S: 24**
Injection Volume (uL):	2	**Blank Data Filename:**	FC2L_008 S: 22
Dilution Factor:	N/A	**Cal. Ver. Data Filename:**	FC2L_009 S: 15
Concentration Units:	ng absolute		

This page is part of a total report that contains information necessary for accreditation compliance.
Results are compliant with DoD accreditation described in the total report. Sample results relate only to the sample tested.

LABELED COMPOUND	LAB FLAG [1]	SPIKE CONC.	CONC. FOUND	R(%) [2]	RATIO	RRT
13C4-PFBA	X					
13C5-PFPeA	X					
13C5-PFHxA		10.0	9.48	94.8	24.5	1.001
13C4-PFHpA	X					
13C8-PFOA	X					
13C9-PFNA	X					
13C6-PFDA	X					
13C7-PFUnA	X					
13C2-PFDoA	X					
13C2-PFTeDA	X					
13C3-PFBS	X					
13C3-PFHxS	X					
13C8-PFOS	X					
13C2-4:2 FTS	X					
13C2-6:2 FTS	X					
13C2-8:2 FTS	X					
13C8-PFOSA	X					
D3-N-MeFOSA	X					
D5-N-EtFOSA	X					
D3-MeFOSAA	X					
D5-EtFOSAA	X					
d7-NMe-FOSE	X					
d9-NEt-FOSE	X					
13C3-HFPO-DA	X					

(1) Where applicable, custom lab flags have been used on this report; X = result reported separately.
(2) R(%) = percent recovery.

These data are validated and reported as accurate and in accord with SGS AXYS Analytical Services Ltd. ISO17025 compliant quality assurance processes.

Signed: _____Bryan Alonzo_____

For Axys Internal Use Only [XSL Template: FC2-Form2.xsl; Created: 14-Jan-2022 12:36:42; Application: XMLTransformer-1.18.31;
Report Filename: PFC_FC_LC_PFAS_DOD_L36258-3_Form2_FC2L_009S24_SJ3012429.html; Workgroup: WG79609; Design ID: 4482]

SGS AXYS METHOD MLA-110 Rev 02

Form 1A

PERFLUORINATED ORGANICS ANALYSIS REPORT

CLIENT SAMPLE NO.
ERH2294
Sample Collection:
27-Dec-2021 09:00

SGS AXYS ANALYTICAL SERVICES
2045 MILLS RD., SIDNEY, B.C., CANADA
V8L 5X2 TEL (250) 655-5800 FAX (250) 655-5811

		Project No.	60571032.02.46.02 - CV18F0126
Contract No.:	5176	**Lab Sample I.D.:**	L36271-1
Matrix:	AQUEOUS	**Sample Size:**	0.437 L
Sample Receipt Date:	31-Dec-2021	**Initial Calibration Date:**	22-Feb-2021
Extraction Date:	10-Jan-2022	**Instrument ID:**	LCMS/MS
Analysis Date:	11-Jan-2022 **Time:** 02:54:36	**Column ID:**	C18
Extract Volume (uL):	4000	**Sample Data Filename:**	**FC2L_008 S: 27**
Injection Volume (uL):	2	**Blank Data Filename:**	FC2L_008 S: 22
Dilution Factor:	N/A	**Cal. Ver. Data Filename:**	FC2L_008 S: 16
Concentration Units:	ng/L		

This page is part of a total report that contains information necessary for accreditation compliance.
Results are compliant with DoD accreditation described in the total report. Sample results relate only to the sample tested.

COMPOUND	LAB FLAG [1]	CONC. FOUND	REPORTING LIMIT (RL)[2]	RATIO	RRT
PFBA	U		7.33 (Q)		
PFPeA	U		3.66 (Q)		
PFHxA	U		1.83 (Q)		
PFHpA	U		1.83 (Q)		
PFOA	U		1.83 (Q)		
PFNA	U		1.83 (Q)		
PFDA	U		1.83 (Q)		
PFUnA	U		1.83 (Q)		
PFDoA	U		1.83 (Q)		
PFTrDA	U		1.83 (Q)		
PFTeDA	U		1.83 (Q)		
PFBS	U		1.83 (Q)		
PFPeS	U		1.83 (Q)		
PFHxS	U		1.83 (Q)		
PFHpS	U		1.83 (Q)		
PFOS	U		1.83 (Q)		
PFNS	U		1.83 (Q)		
PFDS	U		1.83 (Q)		
PFDoS	U		1.83 (Q)		
4:2 FTS	U		7.33 (Q)		
6:2 FTS	U		6.60 (Q)		
8:2 FTS	U		7.33 (Q)		
PFOSA	U		1.83 (Q)		
N-MeFOSA	U		2.11 (Q)		
N-EtFOSA	U		4.58 (Q)		
MeFOSAA	U		1.83 (Q)		
EtFOSAA	U		1.83 (Q)		
N-MeFOSE	U		18.3 (Q)		
N-EtFOSE	U Q		13.7 (Q)		
HFPO-DA	U		6.96 (Q)		
ADONA	U		7.33 (Q)		
9Cl-PF3ONS	U		7.33 (Q)		
11Cl-PF3OUdS	U		7.33 (Q)		
3:3 FTCA	U		7.33 (Q)		
5:3 FTCA	U		45.8 (Q)		
7:3 FTCA	U		45.8 (Q)		
PFEESA	U		1.83 (Q)		
PFMPA	U		3.66 (Q)		
PFMBA	U		1.83 (Q)		
NFDHA	X				

(1) Where applicable, custom lab flags have been used on this report; U = not detected at RL; Q = surrogate recovery is not within method/contract control limits; Q = authentic recovery in the OPR is not within method/contract control limits; X = result reported separately; Q = corresponding surrogate not within method/contract control limits; Q = maximum concentration, single GC column result, not confirmed by second column.
(2) Reporting Limit (Code): S = EDL, estimated detection limit; M = DL, detection limit; Q = LOD, limit of detection.

These data are validated and reported as accurate and in accord with SGS AXYS Analytical Services Ltd. ISO17025 compliant quality assurance processes.

Signed: _____Bryan Alonzo_____

For Axys Internal Use Only [XSL Template: FC2-Form1A.xsl; Created: 14-Jan-2022 12:36:42; Application: XMLTransformer-1.18.31;
Report Filename: PFC_FC_LC_PFAS_DOD_L36271-1_Form1A_FC2L_008S27_SJ3011706.html; Workgroup: WG79609; Design ID: 4482]

SGS AXYS METHOD MLA-110 Rev 02

Form 2

PERFLUORINATED ORGANICS ANALYSIS REPORT

CLIENT SAMPLE NO.
ERH2294
Sample Collection:
27-Dec-2021 09:00

SGS AXYS ANALYTICAL SERVICES
2045 MILLS RD., SIDNEY, B.C., CANADA
V8L 5X2 TEL (250) 655-5800 FAX (250) 655-5811

		Project No.	60571032.02.46.02 - CV18F0126
Contract No.:	5176	**Lab Sample I.D.:**	L36271-1
Matrix:	AQUEOUS	**Sample Size:**	0.437 L
Sample Receipt Date:	31-Dec-2021	**Initial Calibration Date:**	22-Feb-2021
Extraction Date:	10-Jan-2022	**Instrument ID:**	LCMS/MS
Analysis Date:	11-Jan-2022 **Time:** 02:54:36	**Column ID:**	C18
Extract Volume (uL):	4000	**Sample Data Filename:**	**FC2L_008 S: 27**
Injection Volume (uL):	2	**Blank Data Filename:**	FC2L_008 S: 22
Dilution Factor:	N/A	**Cal. Ver. Data Filename:**	FC2L_008 S: 16
Concentration Units:	ng absolute		

This page is part of a total report that contains information necessary for accreditation compliance.
Results are compliant with DoD accreditation described in the total report. Sample results relate only to the sample tested.

LABELED COMPOUND	LAB FLAG [1]	SPIKE CONC.	CONC. FOUND	R(%) [2]	RATIO	RRT
13C4-PFBA		40.0	36.9	92.2		0.995
13C5-PFPeA		20.0	15.6	77.8		0.866
13C5-PFHxA		10.0	9.95	99.5	24.0	1.001
13C4-PFHpA		10.0	9.83	98.3		0.897
13C8-PFOA		10.0	8.65	86.5		1.000
13C9-PFNA		5.00	4.19	83.9		1.001
13C6-PFDA		5.00	4.36	87.3		1.000
13C7-PFUnA		5.00	4.43	88.6		1.049
13C2-PFDoA		5.00	3.86	77.2		1.083
13C2-PFTeDA		5.00	3.53	70.5		1.162
13C3-PFBS		10.0	9.03	90.1	2.65	0.805
13C3-PFHxS		10.0	8.94	89.3	2.29	1.000
13C8-PFOS		10.1	9.65	95.9	2.22	1.000
13C2-4:2 FTS		20.2	20.1	99.5	1.81	0.840
13C2-6:2 FTS		20.0	18.3	91.6	2.12	1.001
13C2-8:2 FTS		20.0	15.6	78.0	3.31	1.267
13C8-PFOSA		10.0	8.17	81.7		1.157
D3-N-MeFOSA		10.0	5.52	55.2		1.342
D5-N-EtFOSA		10.0	5.08	50.8		1.380
D3-MeFOSAA		20.0	10.7	53.5		1.313
D5-EtFOSAA		20.0	10.7	53.7		1.340
d7-NMe-FOSE		100	62.1	62.1		1.325
d9-NEt-FOSE	Q	100	45.5	45.5		1.364
13C3-HFPO-DA		40.0	28.7	71.8	2.19	1.031

(1) Where applicable, custom lab flags have been used on this report; Q = surrogate recovery is not within method/contract control limits; Q = authentic recovery in the OPR is not within method/contract control limits; Q = corresponding surrogate not within method/contract control limits; Q = maximum concentration, single GC column result, not confirmed by second column.
(2) R(%) = percent recovery.

These data are validated and reported as accurate and in accord with SGS AXYS Analytical Services Ltd. ISO17025 compliant quality assurance processes.

Signed: _____Bryan Alonzo_____

For Axys Internal Use Only [XSL Template: FC2-Form2.xsl; Created: 14-Jan-2022 12:36:42; Application: XMLTransformer-1.18.31;
Report Filename: PFC_FC_LC_PFAS_DOD_L36271-1_Form2_FC2L_008S27_SJ3011706.html; Workgroup: WG79609; Design ID: 4482]

SGS AXYS METHOD MLA-110 Rev 02

Form 1A

PERFLUORINATED ORGANICS ANALYSIS REPORT

CLIENT SAMPLE NO.
ERH2294
Sample Collection:
27-Dec-2021 09:00

SGS AXYS ANALYTICAL SERVICES
2045 MILLS RD., SIDNEY, B.C., CANADA
V8L 5X2 TEL (250) 655-5800 FAX (250) 655-5811

		Project No.	60571032.02.46.02 - CV18F0126
Contract No.:	5176	**Lab Sample I.D.:**	L36271-1 i
Matrix:	AQUEOUS	**Sample Size:**	0.437 L
Sample Receipt Date:	31-Dec-2021	**Initial Calibration Date:**	22-Feb-2021
Extraction Date:	10-Jan-2022	**Instrument ID:**	LCMS/MS
Analysis Date:	11-Jan-2022 **Time:** 17:49:25	**Column ID:**	C18
Extract Volume (uL):	4000	**Sample Data Filename:**	**FC2L_009 S: 26**
Injection Volume (uL):	2	**Blank Data Filename:**	FC2L_008 S: 22
Dilution Factor:	N/A	**Cal. Ver. Data Filename:**	FC2L_009 S: 15
Concentration Units:	ng/L		

This page is part of a total report that contains information necessary for accreditation compliance.
Results are compliant with DoD accreditation described in the total report. Sample results relate only to the sample tested.

COMPOUND	LAB FLAG [1]	CONC. FOUND	REPORTING LIMIT (RL)[2]	RATIO	RRT
PFBA	X				
PFPeA	X				
PFHxA	X				
PFHpA	X				
PFOA	X				
PFNA	X				
PFDA	X				
PFUnA	X				
PFDoA	X				
PFTrDA	X				
PFTeDA	X				
PFBS	X				
PFPeS	X				
PFHxS	X				
PFHpS	X				
PFOS	X				
PFNS	X				
PFDS	X				
PFDoS	X				
4:2 FTS	X				
6:2 FTS	X				
8:2 FTS	X				
PFOSA	X				
N-MeFOSA	X				
N-EtFOSA	X				
MeFOSAA	X				
EtFOSAA	X				
N-MeFOSE	X				
N-EtFOSE	X				
HFPO-DA	X				
ADONA	X				
9Cl-PF3ONS	X				
11Cl-PF3OUdS	X				
3:3 FTCA	X				
5:3 FTCA	X				
7:3 FTCA	X				
PFEESA	X				
PFMPA	X				
PFMBA	X				
NFDHA	U		3.66 (Q)		

(1) Where applicable, custom lab flags have been used on this report; U = not detected at RL; X = result reported separately.
(2) Reporting Limit (Code): S = EDL, estimated detection limit; M = DL, detection limit; Q = LOD, limit of detection.

These data are validated and reported as accurate and in accord with SGS AXYS Analytical Services Ltd. ISO17025 compliant quality assurance processes.

Signed: _____Bryan Alonzo_____

For Axys Internal Use Only [XSL Template: FC2-Form1A.xsl; Created: 14-Jan-2022 12:36:42; Application: XMLTransformer-1.18.31;
Report Filename: PFC_FC_LC_PFAS_DOD_L36271-1_Form1A_FC2L_009S26_SJ3012431.html; Workgroup: WG79609; Design ID: 4482]

SGS AXYS METHOD MLA-110 Rev 02

Form 2

PERFLUORINATED ORGANICS ANALYSIS REPORT

CLIENT SAMPLE NO.
ERH2294
Sample Collection:
27-Dec-2021 09:00

SGS AXYS ANALYTICAL SERVICES
2045 MILLS RD., SIDNEY, B.C., CANADA
V8L 5X2 TEL (250) 655-5800 FAX (250) 655-5811

		Project No.	60571032.02.46.02 - CV18F0126
Contract No.:	5176	**Lab Sample I.D.:**	L36271-1 i
Matrix:	AQUEOUS	**Sample Size:**	0.437 L
Sample Receipt Date:	31-Dec-2021	**Initial Calibration Date:**	22-Feb-2021
Extraction Date:	10-Jan-2022	**Instrument ID:**	LCMS/MS
Analysis Date:	11-Jan-2022 **Time:** 17:49:25	**Column ID:**	C18
Extract Volume (uL):	4000	**Sample Data Filename:**	**FC2L_009 S: 26**
Injection Volume (uL):	2	**Blank Data Filename:**	FC2L_008 S: 22
Dilution Factor:	N/A	**Cal. Ver. Data Filename:**	FC2L_009 S: 15
Concentration Units:	ng absolute		

This page is part of a total report that contains information necessary for accreditation compliance.
Results are compliant with DoD accreditation described in the total report. Sample results relate only to the sample tested.

LABELED COMPOUND	LAB FLAG [1]	SPIKE CONC.	CONC. FOUND	R(%) [2]	RATIO	RRT
13C4-PFBA	X					
13C5-PFPeA	X					
13C5-PFHxA		10.0	9.35	93.5	24.3	1.000
13C4-PFHpA	X					
13C8-PFOA	X					
13C9-PFNA	X					
13C6-PFDA	X					
13C7-PFUnA	X					
13C2-PFDoA	X					
13C2-PFTeDA	X					
13C3-PFBS	X					
13C3-PFHxS	X					
13C8-PFOS	X					
13C2-4:2 FTS	X					
13C2-6:2 FTS	X					
13C2-8:2 FTS	X					
13C8-PFOSA	X					
D3-N-MeFOSA	X					
D5-N-EtFOSA	X					
D3-MeFOSAA	X					
D5-EtFOSAA	X					
d7-NMe-FOSE	X					
d9-NEt-FOSE	X					
13C3-HFPO-DA	X					

(1) Where applicable, custom lab flags have been used on this report; X = result reported separately.
(2) R(%) = percent recovery.

These data are validated and reported as accurate and in accord with SGS AXYS Analytical Services Ltd. ISO17025 compliant quality assurance processes.

Signed: _____Bryan Alonzo_____

For Axys Internal Use Only [XSL Template: FC2-Form2.xsl; Created: 14-Jan-2022 12:36:42; Application: XMLTransformer-1.18.31;
Report Filename: PFC_FC_LC_PFAS_DOD_L36271-1_Form2_FC2L_009S26_SJ3012431.html; Workgroup: WG79609; Design ID: 4482]

SGS AXYS METHOD MLA-110 Rev 02

Form 1A

PERFLUORINATED ORGANICS ANALYSIS REPORT

CLIENT SAMPLE NO.
ERH2295
Sample Collection:
27-Dec-2021 09:05

SGS AXYS ANALYTICAL SERVICES
2045 MILLS RD., SIDNEY, B.C., CANADA
V8L 5X2 TEL (250) 655-5800 FAX (250) 655-5811

Project No.		60571032.02.46.02 - CV18F0126	
Contract No.:	5176	**Lab Sample I.D.:**	L36271-2
Matrix:	AQUEOUS	**Sample Size:**	0.497 L
Sample Receipt Date:	31-Dec-2021	**Initial Calibration Date:**	22-Feb-2021
Extraction Date:	10-Jan-2022	**Instrument ID:**	LCMS/MS
Analysis Date:	11-Jan-2022 **Time:** 03:07:42	**Column ID:**	C18
Extract Volume (uL):	4000	**Sample Data Filename:**	**FC2L_008 S: 28**
Injection Volume (uL):	2	**Blank Data Filename:**	FC2L_008 S: 22
Dilution Factor:	N/A	**Cal. Ver. Data Filename:**	FC2L_008 S: 16
Concentration Units:	ng/L		

This page is part of a total report that contains information necessary for accreditation compliance.
Results are compliant with DoD accreditation described in the total report. Sample results relate only to the sample tested.

COMPOUND	LAB FLAG [1]	CONC. FOUND	REPORTING LIMIT (RL)[2]	RATIO	RRT
PFBA	U		6.44 (Q)		
PFPeA	U		3.22 (Q)		
PFHxA	U		1.61 (Q)		
PFHpA	U		1.61 (Q)		
PFOA	U		1.61 (Q)		
PFNA	U		1.61 (Q)		
PFDA	U		1.61 (Q)		
PFUnA	U		1.61 (Q)		
PFDoA	U		1.61 (Q)		
PFTrDA	U		1.61 (Q)		
PFTeDA	U		1.61 (Q)		
PFBS	U		1.61 (Q)		
PFPeS	U		1.61 (Q)		
PFHxS	U		1.61 (Q)		
PFHpS	U		1.61 (Q)		
PFOS	U		1.61 (Q)		
PFNS	U		1.61 (Q)		
PFDS	U		1.61 (Q)		
PFDoS	U		1.61 (Q)		
4:2 FTS	U		6.44 (Q)		
6:2 FTS	U		5.80 (Q)		
8:2 FTS	U		6.44 (Q)		
PFOSA	U		1.61 (Q)		
N-MeFOSA	U		1.85 (Q)		
N-EtFOSA	U		4.03 (Q)		
MeFOSAA	U		1.61 (Q)		
EtFOSAA	U		1.61 (Q)		
N-MeFOSE	U		16.1 (Q)		
N-EtFOSE	U		12.1 (Q)		
HFPO-DA	U		6.12 (Q)		
ADONA	U		6.44 (Q)		
9Cl-PF3ONS	U		6.44 (Q)		
11Cl-PF3OUdS	U		6.44 (Q)		
3:3 FTCA	U		6.44 (Q)		
5:3 FTCA	U		40.3 (Q)		
7:3 FTCA	U		40.3 (Q)		
PFEESA	U		1.61 (Q)		
PFMPA	U		3.22 (Q)		
PFMBA	U		1.61 (Q)		
NFDHA	X				

(1) Where applicable, custom lab flags have been used on this report; U = not detected at RL; X = result reported separately.
(2) Reporting Limit (Code): S = EDL, estimated detection limit; M = DL, detection limit; Q = LOD, limit of detection.

These data are validated and reported as accurate and in accord with SGS AXYS Analytical Services Ltd. ISO17025 compliant quality assurance processes.

Signed: _____Bryan Alonzo_____

For Axys Internal Use Only [XSL Template: FC2-Form1A.xsl; Created: 14-Jan-2022 12:36:42; Application: XMLTransformer-1.18.31;
Report Filename: PFC_FC_LC_PFAS_DOD_L36271-2_Form1A_FC2L_008S28_SJ3011707.html; Workgroup: WG79609; Design ID: 4482]

SGS AXYS METHOD MLA-110 Rev 02

Form 2

PERFLUORINATED ORGANICS ANALYSIS REPORT

CLIENT SAMPLE NO.
ERH2295
Sample Collection:
27-Dec-2021 09:05

SGS AXYS ANALYTICAL SERVICES
2045 MILLS RD., SIDNEY, B.C., CANADA
V8L 5X2 TEL (250) 655-5800 FAX (250) 655-5811

		Project No.	60571032.02.46.02 - CV18F0126
Contract No.:	5176	**Lab Sample I.D.:**	L36271-2
Matrix:	AQUEOUS	**Sample Size:**	0.497 L
Sample Receipt Date:	31-Dec-2021	**Initial Calibration Date:**	22-Feb-2021
Extraction Date:	10-Jan-2022	**Instrument ID:**	LCMS/MS
Analysis Date:	11-Jan-2022 **Time:** 03:07:42	**Column ID:**	C18
Extract Volume (uL):	4000	**Sample Data Filename:**	**FC2L_008 S: 28**
Injection Volume (uL):	2	**Blank Data Filename:**	FC2L_008 S: 22
Dilution Factor:	N/A	**Cal. Ver. Data Filename:**	FC2L_008 S: 16
Concentration Units:	ng absolute		

This page is part of a total report that contains information necessary for accreditation compliance.
Results are compliant with DoD accreditation described in the total report. Sample results relate only to the sample tested.

LABELED COMPOUND	LAB FLAG [1]	SPIKE CONC.	CONC. FOUND	R(%) [2]	RATIO	RRT
13C4-PFBA		40.0	36.7	91.7		0.995
13C5-PFPeA		20.0	12.9	64.7		0.864
13C5-PFHxA		10.0	6.76	67.6	22.3	1.000
13C4-PFHpA		10.0	9.70	97.0		0.897
13C8-PFOA		10.0	8.96	89.6		0.999
13C9-PFNA		5.00	4.37	87.4		0.999
13C6-PFDA		5.00	4.24	84.8		0.999
13C7-PFUnA		5.00	4.07	81.4		1.047
13C2-PFDoA		5.00	3.82	76.5		1.082
13C2-PFTeDA		5.00	3.33	66.7		1.160
13C3-PFBS		10.0	8.94	89.1	2.86	0.804
13C3-PFHxS		10.0	8.85	88.3	2.30	1.000
13C8-PFOS		10.1	9.61	95.5	2.14	1.000
13C2-4:2 FTS		20.2	22.7	112	2.02	0.840
13C2-6:2 FTS		20.0	17.5	87.7	2.02	1.001
13C2-8:2 FTS		20.0	16.1	80.2	3.27	1.267
13C8-PFOSA		10.0	8.94	89.4		1.157
D3-N-MeFOSA		10.0	4.89	48.9		1.343
D5-N-EtFOSA		10.0	4.95	49.5		1.381
D3-MeFOSAA		20.0	10.4	52.2		1.313
D5-EtFOSAA		20.0	10.7	53.7		1.340
d7-NMe-FOSE		100	61.1	61.1		1.325
d9-NEt-FOSE		100	54.6	54.6		1.364
13C3-HFPO-DA		40.0	29.1	72.6	2.93	1.029

(1) Where applicable, custom lab flags have been used on this report.
(2) R(%) = percent recovery.

These data are validated and reported as accurate and in accord with SGS AXYS Analytical Services Ltd. ISO17025 compliant quality assurance processes.

Signed: _____Bryan Alonzo_____

For Axys Internal Use Only [XSL Template: FC2-Form2.xsl; Created: 14-Jan-2022 12:36:42; Application: XMLTransformer-1.18.31;
Report Filename: PFC_FC_LC_PFAS_DOD_L36271-2_Form2_FC2L_008S28_SJ3011707.html; Workgroup: WG79609; Design ID: 4482]

SGS AXYS METHOD MLA-110 Rev 02

Form 1A

PERFLUORINATED ORGANICS ANALYSIS REPORT

CLIENT SAMPLE NO.
ERH2295
Sample Collection:
27-Dec-2021 09:05

SGS AXYS ANALYTICAL SERVICES
2045 MILLS RD., SIDNEY, B.C., CANADA
V8L 5X2 TEL (250) 655-5800 FAX (250) 655-5811

		Project No.	60571032.02.46.02 - CV18F0126
Contract No.:	5176	**Lab Sample I.D.:**	L36271-2 i
Matrix:	AQUEOUS	**Sample Size:**	0.497 L
Sample Receipt Date:	31-Dec-2021	**Initial Calibration Date:**	22-Feb-2021
Extraction Date:	10-Jan-2022	**Instrument ID:**	LCMS/MS
Analysis Date:	11-Jan-2022 **Time:** 18:02:47	**Column ID:**	C18
Extract Volume (uL):	4000	**Sample Data Filename:**	**FC2L_009 S: 27**
Injection Volume (uL):	2	**Blank Data Filename:**	FC2L_008 S: 22
Dilution Factor:	N/A	**Cal. Ver. Data Filename:**	FC2L_009 S: 15
Concentration Units:	ng/L		

This page is part of a total report that contains information necessary for accreditation compliance.
Results are compliant with DoD accreditation described in the total report. Sample results relate only to the sample tested.

COMPOUND	LAB FLAG [1]	CONC. FOUND	REPORTING LIMIT (RL)[2]	RATIO	RRT
PFBA	X				
PFPeA	X				
PFHxA	X				
PFHpA	X				
PFOA	X				
PFNA	X				
PFDA	X				
PFUnA	X				
PFDoA	X				
PFTrDA	X				
PFTeDA	X				
PFBS	X				
PFPeS	X				
PFHxS	X				
PFHpS	X				
PFOS	X				
PFNS	X				
PFDS	X				
PFDoS	X				
4:2 FTS	X				
6:2 FTS	X				
8:2 FTS	X				
PFOSA	X				
N-MeFOSA	X				
N-EtFOSA	X				
MeFOSAA	X				
EtFOSAA	X				
N-MeFOSE	X				
N-EtFOSE	X				
HFPO-DA	X				
ADONA	X				
9Cl-PF3ONS	X				
11Cl-PF3OUdS	X				
3:3 FTCA	X				
5:3 FTCA	X				
7:3 FTCA	X				
PFEESA	X				
PFMPA	X				
PFMBA	X				
NFDHA	U		3.22 (Q)		

(1) Where applicable, custom lab flags have been used on this report; U = not detected at RL; X = result reported separately.
(2) Reporting Limit (Code): S = EDL, estimated detection limit; M = DL, detection limit; Q = LOD, limit of detection.

These data are validated and reported as accurate and in accord with SGS AXYS Analytical Services Ltd. ISO17025 compliant quality assurance processes.

Signed: _____Bryan Alonzo_____

For Axys Internal Use Only [XSL Template: FC2-Form1A.xsl; Created: 14-Jan-2022 12:36:42; Application: XMLTransformer-1.18.31;
Report Filename: PFC_FC_LC_PFAS_DOD_L36271-2_Form1A_FC2L_009S27_SJ3012432.html; Workgroup: WG79609; Design ID: 4482]

SGS AXYS METHOD MLA-110 Rev 02

Form 2

PERFLUORINATED ORGANICS ANALYSIS REPORT

CLIENT SAMPLE NO.
ERH2295
Sample Collection:
27-Dec-2021 09:05

SGS AXYS ANALYTICAL SERVICES
2045 MILLS RD., SIDNEY, B.C., CANADA
V8L 5X2 TEL (250) 655-5800 FAX (250) 655-5811

		Project No.	60571032.02.46.02 - CV18F0126
Contract No.:	5176	**Lab Sample I.D.:**	L36271-2 i
Matrix:	AQUEOUS	**Sample Size:**	0.497 L
Sample Receipt Date:	31-Dec-2021	**Initial Calibration Date:**	22-Feb-2021
Extraction Date:	10-Jan-2022	**Instrument ID:**	LCMS/MS
Analysis Date:	11-Jan-2022 **Time:** 18:02:47	**Column ID:**	C18
Extract Volume (uL):	4000	**Sample Data Filename:**	**FC2L_009 S: 27**
Injection Volume (uL):	2	**Blank Data Filename:**	FC2L_008 S: 22
Dilution Factor:	N/A	**Cal. Ver. Data Filename:**	FC2L_009 S: 15
Concentration Units:	ng absolute		

This page is part of a total report that contains information necessary for accreditation compliance.
Results are compliant with DoD accreditation described in the total report. Sample results relate only to the sample tested.

LABELED COMPOUND	LAB FLAG [1]	SPIKE CONC.	CONC. FOUND	R(%) [2]	RATIO	RRT
13C4-PFBA	X					
13C5-PFPeA	X					
13C5-PFHxA		10.0	13.0	130	25.2	1.000
13C4-PFHpA	X					
13C8-PFOA	X					
13C9-PFNA	X					
13C6-PFDA	X					
13C7-PFUnA	X					
13C2-PFDoA	X					
13C2-PFTeDA	X					
13C3-PFBS	X					
13C3-PFHxS	X					
13C8-PFOS	X					
13C2-4:2 FTS	X					
13C2-6:2 FTS	X					
13C2-8:2 FTS	X					
13C8-PFOSA	X					
D3-N-MeFOSA	X					
D5-N-EtFOSA	X					
D3-MeFOSAA	X					
D5-EtFOSAA	X					
d7-NMe-FOSE	X					
d9-NEt-FOSE	X					
13C3-HFPO-DA	X					

(1) Where applicable, custom lab flags have been used on this report; X = result reported separately.
(2) R(%) = percent recovery.

These data are validated and reported as accurate and in accord with SGS AXYS Analytical Services Ltd. ISO17025 compliant quality assurance processes.

Signed: _____Bryan Alonzo_____

For Axys Internal Use Only [XSL Template: FC2-Form2.xsl; Created: 14-Jan-2022 12:36:42; Application: XMLTransformer-1.18.31;
Report Filename: PFC_FC_LC_PFAS_DOD_L36271-2_Form2_FC2L_009S27_SJ3012432.html; Workgroup: WG79609; Design ID: 4482]

SGS AXYS METHOD MLA-110 Rev 02

Form 1A

PERFLUORINATED ORGANICS ANALYSIS REPORT

CLIENT SAMPLE NO.
ERH2287
Sample Collection:
27-Dec-2021 09:07

SGS AXYS ANALYTICAL SERVICES
2045 MILLS RD., SIDNEY, B.C., CANADA
V8L 5X2 TEL (250) 655-5800 FAX (250) 655-5811

Project No.		60571032.02.46.02 - CV18F0126	
Contract No.:	5176	**Lab Sample I.D.:**	L36271-3 (A)
Matrix:	AQUEOUS	**Sample Size:**	0.496 L
Sample Receipt Date:	31-Dec-2021	**Initial Calibration Date:**	22-Feb-2021
Extraction Date:	10-Jan-2022	**Instrument ID:**	LCMS/MS
Analysis Date:	11-Jan-2022 **Time:** 03:20:47	**Column ID:**	C18
Extract Volume (uL):	4000	**Sample Data Filename:**	**FC2L_008 S: 29**
Injection Volume (uL):	2	**Blank Data Filename:**	FC2L_008 S: 22
Dilution Factor:	N/A	**Cal. Ver. Data Filename:**	FC2L_008 S: 16
Concentration Units:	ng/L		

This page is part of a total report that contains information necessary for accreditation compliance.
Results are compliant with DoD accreditation described in the total report. Sample results relate only to the sample tested.

COMPOUND	LAB FLAG [1]	CONC. FOUND	REPORTING LIMIT (RL)[2]	RATIO	RRT
PFBA	J	4.56	0.333 (M)		1.000
PFPeA		13.1	0.202 (M)		1.001
PFHxA		6.78	0.323 (M)	4.24	1.000
PFHpA		5.26	0.222 (M)	2.06	1.000
PFOA		3.49	0.303 (M)	1.92	
PFNA	J	0.883	0.222 (M)	2.69	
PFDA	I J	0.533	0.333 (M)	4.99	1.001
PFUnA	U		1.61 (Q)		
PFDoA	U		1.61 (Q)		
PFTrDA	U		1.61 (Q)		
PFTeDA	U		1.61 (Q)		
PFBS	J	1.23	0.252 (M)	3.79	1.000
PFPeS	U		1.61 (Q)		
PFHxS		1.65	0.222 (M)	2.53	
PFHpS	U		1.61 (Q)		
PFOS		4.35	0.333 (M)	2.66	
PFNS	U		1.61 (Q)		
PFDS	U		1.61 (Q)		
PFDoS	U		1.61 (Q)		
4:2 FTS	U		6.46 (Q)		
6:2 FTS	U		5.81 (Q)		
8:2 FTS	U		6.46 (Q)		
PFOSA	U		1.61 (Q)		
N-MeFOSA	U		1.86 (Q)		
N-EtFOSA	U		4.03 (Q)		
MeFOSAA	U		1.61 (Q)		
EtFOSAA	U		1.61 (Q)		
N-MeFOSE	U		16.1 (Q)		
N-EtFOSE	U Q		12.1 (Q)		
HFPO-DA	U		6.13 (Q)		
ADONA	U		6.46 (Q)		
9Cl-PF3ONS	U		6.46 (Q)		
11Cl-PF3OUdS	U		6.46 (Q)		
3:3 FTCA	U		6.46 (Q)		
5:3 FTCA	U		40.3 (Q)		
7:3 FTCA	U		40.3 (Q)		
PFEESA	U		1.61 (Q)		
PFMPA	U		3.23 (Q)		
PFMBA	U		1.61 (Q)		
NFDHA	X				

(1) Where applicable, custom lab flags have been used on this report; U = not detected at RL; I = peak detected but did not meet quantification criteria, result reported represents the estimated maximum possible concentration; Q = surrogate recovery is not within method/contract control limits; Q = authentic recovery in the OPR is not within method/contract control limits; J = estimated concentration less than LOQ; X = result reported separately; Q = corresponding surrogate not within method/contract control limits; Q = maximum concentration, single GC column result, not confirmed by second column.
(2) Reporting Limit (Code): S = EDL, estimated detection limit; M = DL, detection limit; Q = LOD, limit of detection.

These data are validated and reported as accurate and in accord with SGS AXYS Analytical Services Ltd. ISO17025 compliant quality assurance processes.

Signed: _____Bryan Alonzo_____

For Axys Internal Use Only [XSL Template: FC2-Form1A.xsl; Created: 14-Jan-2022 12:36:42; Application: XMLTransformer-1.18.31;
Report Filename: PFC_FC_LC_PFAS_DOD_L36271-3_Form1A_FC2L_008S29_SJ3011708.html; Workgroup: WG79609; Design ID: 4482]

SGS AXYS METHOD MLA-110 Rev 02

Form 2

PERFLUORINATED ORGANICS ANALYSIS REPORT

CLIENT SAMPLE NO.
ERH2287
Sample Collection:
27-Dec-2021 09:07

SGS AXYS ANALYTICAL SERVICES
2045 MILLS RD., SIDNEY, B.C., CANADA
V8L 5X2 TEL (250) 655-5800 FAX (250) 655-5811

		Project No.	60571032.02.46.02 - CV18F0126
Contract No.:	5176	**Lab Sample I.D.:**	L36271-3 (A)
Matrix:	AQUEOUS	**Sample Size:**	0.496 L
Sample Receipt Date:	31-Dec-2021	**Initial Calibration Date:**	22-Feb-2021
Extraction Date:	10-Jan-2022	**Instrument ID:**	LCMS/MS
Analysis Date:	11-Jan-2022 **Time:** 03:20:47	**Column ID:**	C18
Extract Volume (uL):	4000	**Sample Data Filename:**	**FC2L_008 S: 29**
Injection Volume (uL):	2	**Blank Data Filename:**	FC2L_008 S: 22
Dilution Factor:	N/A	**Cal. Ver. Data Filename:**	FC2L_008 S: 16
Concentration Units:	ng absolute		

This page is part of a total report that contains information necessary for accreditation compliance.
Results are compliant with DoD accreditation described in the total report. Sample results relate only to the sample tested.

LABELED COMPOUND	LAB FLAG [1]	SPIKE CONC.	CONC. FOUND	R(%) [2]	RATIO	RRT
13C4-PFBA		40.0	36.9	92.2		1.000
13C5-PFPeA		20.0	17.3	86.4		0.865
13C5-PFHxA		10.0	9.48	94.8	23.3	1.000
13C4-PFHpA		10.0	9.41	94.1		0.898
13C8-PFOA		10.0	8.28	82.8		1.000
13C9-PFNA		5.00	4.22	84.4		1.000
13C6-PFDA		5.00	4.46	89.1		1.000
13C7-PFUnA		5.00	4.51	90.2		1.049
13C2-PFDoA		5.00	3.99	79.8		1.083
13C2-PFTeDA		5.00	3.30	65.9		1.161
13C3-PFBS		10.0	9.60	95.7	2.58	0.804
13C3-PFHxS		10.0	9.13	91.2	2.27	1.000
13C8-PFOS		10.1	9.57	95.1	2.10	1.000
13C2-4:2 FTS		20.2	17.5	86.9	1.95	0.840
13C2-6:2 FTS		20.0	17.7	88.5	2.18	1.001
13C2-8:2 FTS		20.0	16.3	81.5	3.45	1.266
13C8-PFOSA		10.0	9.04	90.4		1.157
D3-N-MeFOSA		10.0	5.94	59.4		1.343
D5-N-EtFOSA		10.0	5.33	53.3		1.380
D3-MeFOSAA		20.0	10.7	53.7		1.313
D5-EtFOSAA		20.0	12.2	61.0		1.339
d7-NMe-FOSE		100	60.2	60.2		1.325
d9-NEt-FOSE	Q	100	47.0	47.0		1.364
13C3-HFPO-DA		40.0	28.7	71.8	2.32	1.030

(1) Where applicable, custom lab flags have been used on this report; Q = surrogate recovery is not within method/contract control limits; Q = authentic recovery in the OPR is not within method/contract control limits; Q = corresponding surrogate not within method/contract control limits; Q = maximum concentration, single GC column result, not confirmed by second column.
(2) R(%) = percent recovery.

These data are validated and reported as accurate and in accord with SGS AXYS Analytical Services Ltd. ISO17025 compliant quality assurance processes.

Signed: _____Bryan Alonzo_____

For Axys Internal Use Only [XSL Template: FC2-Form2.xsl; Created: 14-Jan-2022 12:36:42; Application: XMLTransformer-1.18.31;
Report Filename: PFC_FC_LC_PFAS_DOD_L36271-3_Form2_FC2L_008S29_SJ3011708.html; Workgroup: WG79609; Design ID: 4482]

SGS AXYS METHOD MLA-110 Rev 02

Form 1A

PERFLUORINATED ORGANICS ANALYSIS REPORT

CLIENT SAMPLE NO.
ERH2287
Sample Collection:
27-Dec-2021 09:07

SGS AXYS ANALYTICAL SERVICES
2045 MILLS RD., SIDNEY, B.C., CANADA
V8L 5X2 TEL (250) 655-5800 FAX (250) 655-5811

		Project No.	60571032.02.46.02 - CV18F0126
Contract No.:	5176	**Lab Sample I.D.:**	L36271-3 i (A)
Matrix:	AQUEOUS	**Sample Size:**	0.496 L
Sample Receipt Date:	31-Dec-2021	**Initial Calibration Date:**	22-Feb-2021
Extraction Date:	10-Jan-2022	**Instrument ID:**	LCMS/MS
Analysis Date:	11-Jan-2022 **Time:** 18:16:09	**Column ID:**	C18
Extract Volume (uL):	4000	**Sample Data Filename:**	**FC2L_009 S: 28**
Injection Volume (uL):	2	**Blank Data Filename:**	FC2L_008 S: 22
Dilution Factor:	N/A	**Cal. Ver. Data Filename:**	FC2L_009 S: 15
Concentration Units:	ng/L		

This page is part of a total report that contains information necessary for accreditation compliance.
Results are compliant with DoD accreditation described in the total report. Sample results relate only to the sample tested.

COMPOUND	LAB FLAG [1]	CONC. FOUND	REPORTING LIMIT (RL)[2]	RATIO	RRT
PFBA	X				
PFPeA	X				
PFHxA	X				
PFHpA	X				
PFOA	X				
PFNA	X				
PFDA	X				
PFUnA	X				
PFDoA	X				
PFTrDA	X				
PFTeDA	X				
PFBS	X				
PFPeS	X				
PFHxS	X				
PFHpS	X				
PFOS	X				
PFNS	X				
PFDS	X				
PFDoS	X				
4:2 FTS	X				
6:2 FTS	X				
8:2 FTS	X				
PFOSA	X				
N-MeFOSA	X				
N-EtFOSA	X				
MeFOSAA	X				
EtFOSAA	X				
N-MeFOSE	X				
N-EtFOSE	X				
HFPO-DA	X				
ADONA	X				
9Cl-PF3ONS	X				
11Cl-PF3OUdS	X				
3:3 FTCA	X				
5:3 FTCA	X				
7:3 FTCA	X				
PFEESA	X				
PFMPA	X				
PFMBA	X				
NFDHA	U		3.23 (Q)		

(1) Where applicable, custom lab flags have been used on this report; U = not detected at RL; X = result reported separately.
(2) Reporting Limit (Code): S = EDL, estimated detection limit; M = DL, detection limit; Q = LOD, limit of detection.

These data are validated and reported as accurate and in accord with SGS AXYS Analytical Services Ltd. ISO17025 compliant quality assurance processes.

Signed: _____Bryan Alonzo_____

For Axys Internal Use Only [XSL Template: FC2-Form1A.xsl; Created: 14-Jan-2022 12:36:42; Application: XMLTransformer-1.18.31;
Report Filename: PFC_FC_LC_PFAS_DOD_L36271-3_Form1A_FC2L_009S28_SJ3012433.html; Workgroup: WG79609; Design ID: 4482]

SGS AXYS METHOD MLA-110 Rev 02

CLIENT SAMPLE NO.
ERH2287
Sample Collection:
27-Dec-2021 09:07

Form 2

PERFLUORINATED ORGANICS ANALYSIS REPORT

SGS AXYS ANALYTICAL SERVICES
2045 MILLS RD., SIDNEY, B.C., CANADA
V8L 5X2 TEL (250) 655-5800 FAX (250) 655-5811

		Project No.	60571032.02.46.02 - CV18F0126
Contract No.:	5176	**Lab Sample I.D.:**	L36271-3 i (A)
Matrix:	AQUEOUS	**Sample Size:**	0.496 L
Sample Receipt Date:	31-Dec-2021	**Initial Calibration Date:**	22-Feb-2021
Extraction Date:	10-Jan-2022	**Instrument ID:**	LCMS/MS
Analysis Date:	11-Jan-2022 **Time:** 18:16:09	**Column ID:**	C18
Extract Volume (uL):	4000	**Sample Data Filename:**	**FC2L_009 S: 28**
Injection Volume (uL):	2	**Blank Data Filename:**	FC2L_008 S: 22
Dilution Factor:	N/A	**Cal. Ver. Data Filename:**	FC2L_009 S: 15
Concentration Units:	ng absolute		

This page is part of a total report that contains information necessary for accreditation compliance.
Results are compliant with DoD accreditation described in the total report. Sample results relate only to the sample tested.

LABELED COMPOUND	LAB FLAG [1]	SPIKE CONC.	CONC. FOUND	R(%) [2]	RATIO	RRT
13C4-PFBA	X					
13C5-PFPeA	X					
13C5-PFHxA		10.0	8.46	84.6	19.0	1.000
13C4-PFHpA	X					
13C8-PFOA	X					
13C9-PFNA	X					
13C6-PFDA	X					
13C7-PFUnA	X					
13C2-PFDoA	X					
13C2-PFTeDA	X					
13C3-PFBS	X					
13C3-PFHxS	X					
13C8-PFOS	X					
13C2-4:2 FTS	X					
13C2-6:2 FTS	X					
13C2-8:2 FTS	X					
13C8-PFOSA	X					
D3-N-MeFOSA	X					
D5-N-EtFOSA	X					
D3-MeFOSAA	X					
D5-EtFOSAA	X					
d7-NMe-FOSE	X					
d9-NEt-FOSE	X					
13C3-HFPO-DA	X					

(1) Where applicable, custom lab flags have been used on this report; X = result reported separately.
(2) R(%) = percent recovery.

These data are validated and reported as accurate and in accord with SGS AXYS Analytical Services Ltd. ISO17025 compliant quality assurance processes.

Signed: _____Bryan Alonzo_____

For Axys Internal Use Only [XSL Template: FC2-Form2.xsl; Created: 14-Jan-2022 12:36:42; Application: XMLTransformer-1.18.31;
Report Filename: PFC_FC_LC_PFAS_DOD_L36271-3_Form2_FC2L_009S28_SJ3012433.html; Workgroup: WG79609; Design ID: 4482]

SGS AXYS METHOD MLA-110 Rev 02

Form 1A

PERFLUORINATED ORGANICS ANALYSIS REPORT

CLIENT SAMPLE NO.
Lab Blank
Sample Collection:
N/A

SGS AXYS ANALYTICAL SERVICES
2045 MILLS RD., SIDNEY, B.C., CANADA
V8L 5X2 TEL (250) 655-5800 FAX (250) 655-5811

		Project No.	N/A
Contract No.:	5176	**Lab Sample I.D.:**	WG79609-101
Matrix:	AQUEOUS	**Sample Size:**	0.500 L
Sample Receipt Date:	N/A	**Initial Calibration Date:**	22-Feb-2021
Extraction Date:	10-Jan-2022	**Instrument ID:**	LCMS/MS
Analysis Date:	11-Jan-2022 **Time:** 01:49:10	**Column ID:**	C18
Extract Volume (uL):	4000	**Sample Data Filename:**	**FC2L_008 S: 22**
Injection Volume (uL):	2	**Blank Data Filename:**	FC2L_008 S: 22
Dilution Factor:	N/A	**Cal. Ver. Data Filename:**	FC2L_008 S: 16
Concentration Units:	ng/L		

This page is part of a total report that contains information necessary for accreditation compliance.
Results are compliant with DoD accreditation described in the total report. Sample results relate only to the sample tested.

COMPOUND	LAB FLAG [1]	CONC. FOUND	REPORTING LIMIT (RL)[2]	RATIO	RRT
PFBA	U		6.40 (Q)		
PFPeA	U		3.20 (Q)		
PFHxA	U		1.60 (Q)		
PFHpA	U		1.60 (Q)		
PFOA	U		1.60 (Q)		
PFNA	U		1.60 (Q)		
PFDA	U		1.60 (Q)		
PFUnA	U		1.60 (Q)		
PFDoA	U		1.60 (Q)		
PFTrDA	U		1.60 (Q)		
PFTeDA	U		1.60 (Q)		
PFBS	U		1.60 (Q)		
PFPeS	U		1.60 (Q)		
PFHxS	U		1.60 (Q)		
PFHpS	U		1.60 (Q)		
PFOS	U		1.60 (Q)		
PFNS	U		1.60 (Q)		
PFDS	U		1.60 (Q)		
PFDoS	U		1.60 (Q)		
4:2 FTS	U		6.40 (Q)		
6:2 FTS	U		5.76 (Q)		
8:2 FTS	U		6.40 (Q)		
PFOSA	J	0.373	0.230 (M)		
N-MeFOSA	U		1.84 (Q)		
N-EtFOSA	U		4.00 (Q)		
MeFOSAA	U		1.60 (Q)		
EtFOSAA	U		1.60 (Q)		
N-MeFOSE	U		16.0 (Q)		
N-EtFOSE	U Q		12.0 (Q)		
HFPO-DA	U		6.08 (Q)		
ADONA	U		6.40 (Q)		
9Cl-PF3ONS	U		6.40 (Q)		
11Cl-PF3OUdS	U		6.40 (Q)		
3:3 FTCA	U		6.40 (Q)		
5:3 FTCA	U		40.0 (Q)		
7:3 FTCA	U		40.0 (Q)		
PFEESA	U		1.60 (Q)		
PFMPA	U		3.20 (Q)		
PFMBA	U		1.60 (Q)		
NFDHA	X				

(1) Where applicable, custom lab flags have been used on this report; U = not detected at RL; Q = surrogate recovery is not within method/contract control limits; Q = authentic recovery in the OPR is not within method/contract control limits; J = estimated concentration less than LOQ; X = result reported separately; Q = corresponding surrogate not within method/contract control limits; Q = maximum concentration, single GC column result, not confirmed by second column.
(2) Reporting Limit (Code): S = EDL, estimated detection limit; M = DL, detection limit; Q = LOD, limit of detection.

These data are validated and reported as accurate and in accord with SGS AXYS Analytical Services Ltd. ISO17025 compliant quality assurance processes.

Signed: _____Bryan Alonzo_____

For Axys Internal Use Only [XSL Template: FC2-Form1A.xsl; Created: 14-Jan-2022 12:36:42; Application: XMLTransformer-1.18.31;
Report Filename: PFC_FC_LC_PFAS_DOD_WG79609-101_Form1A_FC2L_008S22_SJ3011701.html; Workgroup: WG79609; Design ID: 4482]

SGS AXYS METHOD MLA-110 Rev 02

Form 2

PERFLUORINATED ORGANICS ANALYSIS REPORT

CLIENT SAMPLE NO.
Lab Blank
Sample Collection:
N/A

SGS AXYS ANALYTICAL SERVICES
2045 MILLS RD., SIDNEY, B.C., CANADA
V8L 5X2 TEL (250) 655-5800 FAX (250) 655-5811

Project No.	N/A		
Contract No.:	5176	**Lab Sample I.D.:**	WG79609-101
Matrix:	AQUEOUS	**Sample Size:**	0.500 L
Sample Receipt Date:	N/A	**Initial Calibration Date:**	22-Feb-2021
Extraction Date:	10-Jan-2022	**Instrument ID:**	LCMS/MS
Analysis Date:	11-Jan-2022 **Time:** 01:49:10	**Column ID:**	C18
Extract Volume (uL):	4000	**Sample Data Filename:**	**FC2L_008 S: 22**
Injection Volume (uL):	2	**Blank Data Filename:**	FC2L_008 S: 22
Dilution Factor:	N/A	**Cal. Ver. Data Filename:**	FC2L_008 S: 16
Concentration Units:	ng absolute		

This page is part of a total report that contains information necessary for accreditation compliance.
Results are compliant with DoD accreditation described in the total report. Sample results relate only to the sample tested.

LABELED COMPOUND	LAB FLAG [1]	SPIKE CONC.	CONC. FOUND	R(%) [2]	RATIO	RRT
13C4-PFBA		40.0	37.5	93.7		0.995
13C5-PFPeA		20.0	21.6	108		0.865
13C5-PFHxA		10.0	13.2	132	29.5	1.000
13C4-PFHpA		10.0	8.67	86.7		0.898
13C8-PFOA		10.0	8.36	83.6		1.000
13C9-PFNA		5.00	4.60	92.1		1.001
13C6-PFDA		5.00	4.89	97.8		1.000
13C7-PFUnA		5.00	4.62	92.4		1.047
13C2-PFDoA		5.00	4.05	80.9		1.082
13C2-PFTeDA		5.00	3.45	69.1		1.160
13C3-PFBS		10.0	9.03	90.1	2.56	0.804
13C3-PFHxS		10.0	9.34	93.3	2.38	1.000
13C8-PFOS		10.1	9.73	96.7	2.09	1.000
13C2-4:2 FTS		20.2	22.5	111	2.03	0.840
13C2-6:2 FTS		20.0	17.9	89.5	2.06	1.001
13C2-8:2 FTS		20.0	16.1	80.4	3.24	1.267
13C8-PFOSA		10.0	8.77	87.7		1.157
D3-N-MeFOSA		10.0	4.72	47.2		1.343
D5-N-EtFOSA		10.0	4.44	44.4		1.380
D3-MeFOSAA		20.0	11.0	55.1		1.315
D5-EtFOSAA		20.0	11.5	57.3		1.340
d7-NMe-FOSE		100	55.5	55.5		1.325
d9-NEt-FOSE	Q	100	44.4	44.4		1.364
13C3-HFPO-DA		40.0	44.3	111	2.84	1.030

(1) Where applicable, custom lab flags have been used on this report; Q = surrogate recovery is not within method/contract control limits; Q = authentic recovery in the OPR is not within method/contract control limits; Q = corresponding surrogate not within method/contract control limits; Q = maximum concentration, single GC column result, not confirmed by second column.
(2) R(%) = percent recovery.

These data are validated and reported as accurate and in accord with SGS AXYS Analytical Services Ltd. ISO17025 compliant quality assurance processes.

Signed: _____Bryan Alonzo_____

For Axys Internal Use Only [XSL Template: FC2-Form2.xsl; Created: 14-Jan-2022 12:36:42; Application: XMLTransformer-1.18.31;
Report Filename: PFC_FC_LC_PFAS_DOD_WG79609-101_Form2_FC2L_008S22_SJ3011701.html; Workgroup: WG79609; Design ID: 4482]

SGS AXYS METHOD MLA-110 Rev 02

Form 1A

PERFLUORINATED ORGANICS ANALYSIS REPORT

CLIENT SAMPLE NO.
Lab Blank
Sample Collection:
N/A

SGS AXYS ANALYTICAL SERVICES
2045 MILLS RD., SIDNEY, B.C., CANADA
V8L 5X2 TEL (250) 655-5800 FAX (250) 655-5811

		Project No.	N/A
Contract No.:	5176	**Lab Sample I.D.:**	WG79609-101 i
Matrix:	AQUEOUS	**Sample Size:**	0.500 L
Sample Receipt Date:	N/A	**Initial Calibration Date:**	22-Feb-2021
Extraction Date:	10-Jan-2022	**Instrument ID:**	LCMS/MS
Analysis Date:	11-Jan-2022 **Time:** 16:42:38	**Column ID:**	C18
Extract Volume (uL):	4000	**Sample Data Filename:**	**FC2L_009 S: 21**
Injection Volume (uL):	2	**Blank Data Filename:**	FC2L_008 S: 22
Dilution Factor:	N/A	**Cal. Ver. Data Filename:**	FC2L_009 S: 15
Concentration Units:	ng/L		

This page is part of a total report that contains information necessary for accreditation compliance.
Results are compliant with DoD accreditation described in the total report. Sample results relate only to the sample tested.

COMPOUND	LAB FLAG [1]	CONC. FOUND	REPORTING LIMIT (RL)[2]	RATIO	RRT
PFBA	X				
PFPeA	X				
PFHxA	X				
PFHpA	X				
PFOA	X				
PFNA	X				
PFDA	X				
PFUnA	X				
PFDoA	X				
PFTrDA	X				
PFTeDA	X				
PFBS	X				
PFPeS	X				
PFHxS	X				
PFHpS	X				
PFOS	X				
PFNS	X				
PFDS	X				
PFDoS	X				
4:2 FTS	X				
6:2 FTS	X				
8:2 FTS	X				
PFOSA	X				
N-MeFOSA	X				
N-EtFOSA	X				
MeFOSAA	X				
EtFOSAA	X				
N-MeFOSE	X				
N-EtFOSE	X				
HFPO-DA	X				
ADONA	X				
9Cl-PF3ONS	X				
11Cl-PF3OUdS	X				
3:3 FTCA	X				
5:3 FTCA	X				
7:3 FTCA	X				
PFEESA	X				
PFMPA	X				
PFMBA	X				
NFDHA	U		3.20 (Q)		

(1) Where applicable, custom lab flags have been used on this report; U = not detected at RL; X = result reported separately.
(2) Reporting Limit (Code): S = EDL, estimated detection limit; M = DL, detection limit; Q = LOD, limit of detection.

These data are validated and reported as accurate and in accord with SGS AXYS Analytical Services Ltd. ISO17025 compliant quality assurance processes.

Signed: _____Bryan Alonzo_____

For Axys Internal Use Only [XSL Template: FC2-Form1A.xsl; Created: 14-Jan-2022 12:36:42; Application: XMLTransformer-1.18.31;
Report Filename: PFC_FC_LC_PFAS_DOD_WG79609-101_Form1A_FC2L_009S21_SJ3012426.html; Workgroup: WG79609; Design ID: 4482]

SGS AXYS METHOD MLA-110 Rev 02

Form 2

PERFLUORINATED ORGANICS ANALYSIS REPORT

CLIENT SAMPLE NO.
Lab Blank
Sample Collection:
N/A

SGS AXYS ANALYTICAL SERVICES
2045 MILLS RD., SIDNEY, B.C., CANADA
V8L 5X2 TEL (250) 655-5800 FAX (250) 655-5811

Project No.	N/A		
Contract No.:	5176	**Lab Sample I.D.:**	WG79609-101 i
Matrix:	AQUEOUS	**Sample Size:**	0.500 L
Sample Receipt Date:	N/A	**Initial Calibration Date:**	22-Feb-2021
Extraction Date:	10-Jan-2022	**Instrument ID:**	LCMS/MS
Analysis Date:	11-Jan-2022 **Time:** 16:42:38	**Column ID:**	C18
Extract Volume (uL):	4000	**Sample Data Filename:**	**FC2L_009 S: 21**
Injection Volume (uL):	2	**Blank Data Filename:**	FC2L_008 S: 22
Dilution Factor:	N/A	**Cal. Ver. Data Filename:**	FC2L_009 S: 15
Concentration Units:	ng absolute		

This page is part of a total report that contains information necessary for accreditation compliance.
Results are compliant with DoD accreditation described in the total report. Sample results relate only to the sample tested.

LABELED COMPOUND	LAB FLAG [1]	SPIKE CONC.	CONC. FOUND	R(%) [2]	RATIO	RRT
13C4-PFBA	X					
13C5-PFPeA	X					
13C5-PFHxA		10.0	9.01	90.1	28.6	1.001
13C4-PFHpA	X					
13C8-PFOA	X					
13C9-PFNA	X					
13C6-PFDA	X					
13C7-PFUnA	X					
13C2-PFDoA	X					
13C2-PFTeDA	X					
13C3-PFBS	X					
13C3-PFHxS	X					
13C8-PFOS	X					
13C2-4:2 FTS	X					
13C2-6:2 FTS	X					
13C2-8:2 FTS	X					
13C8-PFOSA	X					
D3-N-MeFOSA	X					
D5-N-EtFOSA	X					
D3-MeFOSAA	X					
D5-EtFOSAA	X					
d7-NMe-FOSE	X					
d9-NEt-FOSE	X					
13C3-HFPO-DA	X					

(1) Where applicable, custom lab flags have been used on this report; X = result reported separately.
(2) R(%) = percent recovery.

These data are validated and reported as accurate and in accord with SGS AXYS Analytical Services Ltd. ISO17025 compliant quality assurance processes.

Signed: _____Bryan Alonzo_____

For Axys Internal Use Only [XSL Template: FC2-Form2.xsl; Created: 14-Jan-2022 12:36:42; Application: XMLTransformer-1.18.31;
Report Filename: PFC_FC_LC_PFAS_DOD_WG79609-101_Form2_FC2L_009S21_SJ3012426.html; Workgroup: WG79609; Design ID: 4482]

SGS AXYS METHOD MLA-110 Rev 02

Form 8A

PERFLUORINATED ORGANICS ONGOING PRECISION AND RECOVERY (OPR)

SGS AXYS ANALYTICAL SERVICES
2045 MILLS RD., SIDNEY, B.C., CANADA
V8L 5X2 TEL (250) 655-5800 FAX (250) 655-5811

Contract No.:	5176	**Lab Sample I.D.:**	WG79609-102
Matrix:	AQUEOUS	**Initial Calibration Date:**	22-Feb-2021
Extraction Date:	10-Jan-2022	**Instrument ID:**	LCMS/MS
Analysis Date:	11-Jan-2022 **Time:** 01:23:00	**Column ID:**	C18
Extract Volume (uL):	4000	**OPR Data Filename:**	**FC2L_008 S: 20**
Injection Volume (uL):	2	**Blank Data Filename:**	FC2L_008 S: 22
Dilution Factor:	N/A	**Cal. Ver. Data Filename:**	FC2L_008 S: 16

ALL CONCENTRATIONS REPORTED ON THIS FORM ARE CONCENTRATIONS IN EXTRACT, BASED ON A 1 mL EXTRACT VOLUME.

COMPOUND	LAB FLAG [1]	RATIO	SPIKE CONC. (ng/mL)	CONC. FOUND (ng/mL)	% RECOVERY	RRT
PFBA			20.0	20.5	103	1.005
PFPeA			10.0	10.4	104	1.001
PFHxA		5.01	5.00	5.07	101	1.001
PFHpA		2.09	5.00	5.32	106	1.000
PFOA		2.00	5.00	4.82	96.3	
PFNA		2.95	5.00	5.06	101	
PFDA		2.97	5.00	5.01	100	1.001
PFUnA		4.75	5.00	5.38	108	1.000
PFDoA		6.83	5.00	4.73	94.6	1.000
PFTrDA		2.87	5.00	5.06	101	0.962
PFTeDA		2.60	5.00	5.26	105	1.000
PFBS		2.46	5.00	4.85	97.0	1.000
PFPeS		2.35	5.01	5.54	111	0.889
PFHxS		2.19	5.00	5.01	100	
PFHpS		2.01	5.01	5.01	99.9	0.920
PFOS		2.60	5.00	4.74	94.9	
PFNS		2.29	5.01	4.96	99.1	1.046
PFDS		2.17	5.00	4.92	98.4	1.080
PFDoS		2.17	5.01	4.34	86.6	1.167
4:2 FTS		0.40	20.0	22.0	110	1.000
6:2 FTS		0.43	18.0	17.0	94.5	1.000
8:2 FTS		0.52	20.0	21.9	109	1.000
PFOSA			5.00	5.35	107	
N-MeFOSA		0.52	5.75	5.47	95.2	
N-EtFOSA		0.54	12.5	12.4	99.0	
MeFOSAA		1.95	5.00	5.01	100	
EtFOSAA		1.28	5.00	5.47	109	
N-MeFOSE			50.0	52.1	104	
N-EtFOSE	Q		37.5	44.1	118	
HFPO-DA		2.36	19.0	19.9	105	1.000
ADONA		1.03	20.1	24.0	120	1.094
9Cl-PF3ONS		3.15	20.0	22.8	114	0.966
11Cl-PF3OUdS		3.03	20.0	20.8	104	1.032
3:3 FTCA		1.99	20.0	19.4	96.9	0.833
5:3 FTCA		1.17	125	111	89.0	1.051

COMPOUND	LAB FLAG [1]	RATIO	SPIKE CONC. (ng/mL)	CONC. FOUND (ng/mL)	% RECOVERY	RRT
7:3 FTCA		0.69	125	103	82.5	1.341
PFEESA		8.29	5.00	4.88	97.6	1.033
PFMPA			10.0	11.1	111	0.596
PFMBA			5.00	5.26	105	1.065
NFDHA	X					

(1) Where applicable, custom lab flags have been used on this report; Q = surrogate recovery is not within method/contract control limits; Q = authentic recovery in the OPR is not within method/contract control limits; X = result reported separately; Q = corresponding surrogate not within method/contract control limits; Q = maximum concentration, single GC column result, not confirmed by second column.

These data are validated and reported as accurate and in accord with SGS AXYS Analytical Services Ltd. ISO17025 compliant quality assurance processes.

Signed: _____Bryan Alonzo_____

These pages are part of a larger report that may contain information necessary for full data evaluation. Results reported relate only to the sample tested.

For Axys Internal Use Only [XSL Template: FC2-Form8A.xsl; Created: 14-Jan-2022 12:36:42; Application: XMLTransformer-1.18.31;
Report Filename: PFC_FC_LC_PFAS_DOD_WG79609-102_Form8A_SJ3011697.html; Workgroup: WG79609; Design ID: 4482]

SGS AXYS METHOD MLA-110 Rev 02

Form 8B

PERFLUORINATED ORGANICS ONGOING PRECISION AND RECOVERY (OPR)

SGS AXYS ANALYTICAL SERVICES
2045 MILLS RD., SIDNEY, B.C., CANADA
V8L 5X2 TEL (250) 655-5800 FAX (250) 655-5811

Contract No.:	5176	**Lab Sample I.D.:**	WG79609-102
Matrix:	AQUEOUS	**Initial Calibration Date:**	22-Feb-2021
Extraction Date:	10-Jan-2022	**Instrument ID:**	LCMS/MS
Analysis Date:	11-Jan-2022 **Time:** 01:23:00	**Column ID:**	C18
Extract Volume (uL):	4000	**OPR Data Filename:**	**FC2L_008 S: 20**
Injection Volume (uL):	2	**Blank Data Filename:**	FC2L_008 S: 22
Dilution Factor:	N/A	**Cal. Ver. Data Filename:**	FC2L_008 S: 16

ALL CONCENTRATIONS REPORTED ON THIS FORM ARE CONCENTRATIONS IN EXTRACT, BASED ON A 1 mL EXTRACT VOLUME.

LABELED COMPOUND	LAB FLAG [1]	RATIO	SPIKE CONC. (ng/mL)	CONC. FOUND (ng/mL)	% RECOVERY	RRT
13C4-PFBA			40.0	36.0	90.0	0.995
13C5-PFPeA			20.0	14.6	72.8	0.866
13C5-PFHxA		23.1	10.0	8.31	83.1	1.000
13C4-PFHpA			10.0	8.38	83.8	0.898
13C8-PFOA			10.0	8.10	81.0	1.000
13C9-PFNA			5.00	4.30	85.9	1.000
13C6-PFDA			5.00	4.59	91.8	0.999
13C7-PFUnA			5.00	4.53	90.5	1.047
13C2-PFDoA			5.00	4.27	85.4	1.082
13C2-PFTeDA			5.00	3.47	69.4	1.160
13C3-PFBS		2.96	10.0	9.29	92.6	0.804
13C3-PFHxS		2.41	10.0	8.88	88.6	1.000
13C8-PFOS		2.08	10.1	9.86	97.9	1.000
13C2-4:2 FTS		2.06	20.2	21.3	106	0.840
13C2-6:2 FTS		2.16	20.0	19.0	95.2	1.001
13C2-8:2 FTS		3.26	20.0	15.9	79.2	1.267
13C8-PFOSA			10.0	8.90	89.0	1.157
D3-N-MeFOSA			10.0	4.73	47.3	1.342
D5-N-EtFOSA			10.0	4.55	45.5	1.380
D3-MeFOSAA			20.0	11.2	55.9	1.313
D5-EtFOSAA			20.0	11.2	55.9	1.339
d7-NMe-FOSE			100	59.2	59.2	1.325
d9-NEt-FOSE	Q		100	49.3	49.3	1.364
13C3-HFPO-DA		3.65	40.0	29.9	74.7	1.031

(1) Where applicable, custom lab flags have been used on this report; Q = surrogate recovery is not within method/contract control limits; Q = authentic recovery in the OPR is not within method/contract control limits; Q = corresponding surrogate not within method/contract control limits; Q = maximum concentration, single GC column result, not confirmed by second column.

These data are validated and reported as accurate and in accord with SGS AXYS Analytical Services Ltd. ISO17025 compliant quality assurance processes.

Signed: _____Bryan Alonzo_____

These pages are part of a larger report that may contain information necessary for full data evaluation. Results reported relate only to the sample tested.

For Axys Internal Use Only [XSL Template: FC2-Form8B.xsl; Created: 14-Jan-2022 12:36:42; Application: XMLTransformer-1.18.31; Report Filename: PFC_FC_LC_PFAS_DOD_WG79609-102_Form8B_SJ3011697.html; Workgroup: WG79609; Design ID: 4482]

SGS AXYS METHOD MLA-110 Rev 02

Form 8A

PERFLUORINATED ORGANICS ONGOING PRECISION AND RECOVERY (OPR)

SGS AXYS ANALYTICAL SERVICES
2045 MILLS RD., SIDNEY, B.C., CANADA
V8L 5X2 TEL (250) 655-5800 FAX (250) 655-5811

Contract No.:	5176	**Lab Sample I.D.:**	WG79609-102 i
Matrix:	AQUEOUS	**Initial Calibration Date:**	22-Feb-2021
Extraction Date:	10-Jan-2022	**Instrument ID:**	LCMS/MS
Analysis Date:	11-Jan-2022 **Time:** 16:15:55	**Column ID:**	C18
Extract Volume (uL):	4000	**OPR Data Filename:**	**FC2L_009 S: 19**
Injection Volume (uL):	2	**Blank Data Filename:**	FC2L_008 S: 22
Dilution Factor:	N/A	**Cal. Ver. Data Filename:**	FC2L_009 S: 15

ALL CONCENTRATIONS REPORTED ON THIS FORM ARE CONCENTRATIONS IN EXTRACT, BASED ON A 1 mL EXTRACT VOLUME.

COMPOUND	LAB FLAG [1]	RATIO	SPIKE CONC. (ng/mL)	CONC. FOUND (ng/mL)	% RECOVERY	RRT
PFBA	X					
PFPeA	X					
PFHxA	X					
PFHpA	X					
PFOA	X					
PFNA	X					
PFDA	X					
PFUnA	X					
PFDoA	X					
PFTrDA	X					
PFTeDA	X					
PFBS	X					
PFPeS	X					
PFHxS	X					
PFHpS	X					
PFOS	X					
PFNS	X					
PFDS	X					
PFDoS	X					
4:2 FTS	X					
6:2 FTS	X					
8:2 FTS	X					
PFOSA	X					
N-MeFOSA	X					
N-EtFOSA	X					
MeFOSAA	X					
EtFOSAA	X					
N-MeFOSE	X					
N-EtFOSE	X					
HFPO-DA	X					
ADONA	X					
9Cl-PF3ONS	X					
11Cl-PF3OUdS	X					
3:3 FTCA	X					
5:3 FTCA	X					

COMPOUND	LAB FLAG [1]	RATIO	SPIKE CONC. (ng/mL)	CONC. FOUND (ng/mL)	% RECOVERY	RRT
7:3 FTCA	X					
PFEESA	X					
PFMPA	X					
PFMBA	X					
NFDHA		0.52	10.0	4.52	45.2	0.990

(1) Where applicable, custom lab flags have been used on this report; X = result reported separately.

These data are validated and reported as accurate and in accord with SGS AXYS Analytical Services Ltd. ISO17025 compliant quality assurance processes.

Signed: _____Bryan Alonzo_____

These pages are part of a larger report that may contain information necessary for full data evaluation. Results reported relate only to the sample tested.

For Axys Internal Use Only [XSL Template: FC2-Form8A.xsl; Created: 14-Jan-2022 12:36:42; Application: XMLTransformer-1.18.31;
Report Filename: PFC_FC_LC_PFAS_DOD_WG79609-102_Form8A_SJ3012422.html; Workgroup: WG79609; Design ID: 4482]

SGS AXYS METHOD MLA-110 Rev 02

Form 8B

PERFLUORINATED ORGANICS ONGOING PRECISION AND RECOVERY (OPR)

SGS AXYS ANALYTICAL SERVICES
2045 MILLS RD., SIDNEY, B.C., CANADA
V8L 5X2 TEL (250) 655-5800 FAX (250) 655-5811

Contract No.:	5176	**Lab Sample I.D.:**	WG79609-102 i
Matrix:	AQUEOUS	**Initial Calibration Date:**	22-Feb-2021
Extraction Date:	10-Jan-2022	**Instrument ID:**	LCMS/MS
Analysis Date:	11-Jan-2022 **Time:** 16:15:55	**Column ID:**	C18
Extract Volume (uL):	4000	**OPR Data Filename:**	**FC2L_009 S: 19**
Injection Volume (uL):	2	**Blank Data Filename:**	FC2L_008 S: 22
Dilution Factor:	N/A	**Cal. Ver. Data Filename:**	FC2L_009 S: 15

ALL CONCENTRATIONS REPORTED ON THIS FORM ARE CONCENTRATIONS IN EXTRACT, BASED ON A 1 mL EXTRACT VOLUME.

LABELED COMPOUND	LAB FLAG [1]	RATIO	SPIKE CONC. (ng/mL)	CONC. FOUND (ng/mL)	% RECOVERY	RRT
13C4-PFBA	X					
13C5-PFPeA	X					
13C5-PFHxA		24.8	10.0	9.47	94.7	1.000
13C4-PFHpA	X					
13C8-PFOA	X					
13C9-PFNA	X					
13C6-PFDA	X					
13C7-PFUnA	X					
13C2-PFDoA	X					
13C2-PFTeDA	X					
13C3-PFBS	X					
13C3-PFHxS	X					
13C8-PFOS	X					
13C2-4:2 FTS	X					
13C2-6:2 FTS	X					
13C2-8:2 FTS	X					
13C8-PFOSA	X					
D3-N-MeFOSA	X					
D5-N-EtFOSA	X					
D3-MeFOSAA	X					
D5-EtFOSAA	X					
d7-NMe-FOSE	X					
d9-NEt-FOSE	X					
13C3-HFPO-DA	X					

(1) Where applicable, custom lab flags have been used on this report; X = result reported separately.

These data are validated and reported as accurate and in accord with SGS AXYS Analytical Services Ltd. ISO17025 compliant quality assurance processes.

Signed: _____Bryan Alonzo_____

These pages are part of a larger report that may contain information necessary for full data evaluation. Results reported relate only to the sample tested.

For Axys Internal Use Only [XSL Template: FC2-Form8B.xsl; Created: 14-Jan-2022 12:36:42; Application: XMLTransformer-1.18.31;
Report Filename: PFC_FC_LC_PFAS_DOD_WG79609-102_Form8B_SJ3012422.html; Workgroup: WG79609; Design ID: 4482]

SGS AXYS METHOD MLA-110 Rev 02

Form 8A

PERFLUORINATED ORGANICS ONGOING PRECISION AND RECOVERY (OPR)

SGS AXYS ANALYTICAL SERVICES
2045 MILLS RD., SIDNEY, B.C., CANADA
V8L 5X2 TEL (250) 655-5800 FAX (250) 655-5811

Contract No.:	5176	**Lab Sample I.D.:**	WG79609-103
Matrix:	AQUEOUS	**Initial Calibration Date:**	22-Feb-2021
Extraction Date:	10-Jan-2022	**Instrument ID:**	LCMS/MS
Analysis Date:	11-Jan-2022 **Time:** 01:10:03	**Column ID:**	C18
Extract Volume (uL):	4000	**OPR Data Filename:**	**FC2L_008 S: 19**
Injection Volume (uL):	2	**Blank Data Filename:**	FC2L_008 S: 22
Dilution Factor:	N/A	**Cal. Ver. Data Filename:**	FC2L_008 S: 16

ALL CONCENTRATIONS REPORTED ON THIS FORM ARE CONCENTRATIONS IN EXTRACT, BASED ON A 1 mL EXTRACT VOLUME.

COMPOUND	LAB FLAG [1]	RATIO	SPIKE CONC. (ng/mL)	CONC. FOUND (ng/mL)	% RECOVERY	RRT
PFBA			6.40	6.64	104	1.000
PFPeA			3.20	3.71	116	1.002
PFHxA		5.16	1.60	1.89	118	1.000
PFHpA		2.10	1.60	1.53	95.4	1.000
PFOA		1.86	1.60	1.47	91.6	
PFNA		2.97	1.60	1.63	102	
PFDA		3.28	1.60	1.77	111	1.001
PFUnA		4.96	1.60	1.74	109	1.000
PFDoA		7.13	1.60	1.63	102	0.999
PFTrDA		3.08	1.60	1.75	109	0.962
PFTeDA		2.67	1.60	1.74	109	1.000
PFBS		2.16	1.60	1.48	92.4	1.000
PFPeS		2.31	1.60	1.74	109	0.889
PFHxS		2.22	1.60	1.52	95.2	
PFHpS		1.86	1.60	1.55	96.6	0.920
PFOS		2.44	1.60	1.51	94.7	
PFNS		2.25	1.60	1.50	93.4	1.046
PFDS		2.09	1.60	1.47	91.8	1.080
PFDoS		2.14	1.60	1.21	75.8	1.167
4:2 FTS		0.35	6.40	6.24	97.5	1.000
6:2 FTS		0.46	5.77	5.72	99.2	1.000
8:2 FTS		0.59	6.40	7.63	119	0.999
PFOSA			1.60	1.60	99.8	
N-MeFOSA	Q	0.48	1.84	1.13	61.6	
N-EtFOSA	Q	0.52	4.00	2.74	68.5	
MeFOSAA		2.30	1.60	1.55	96.7	
EtFOSAA		0.93	1.60	1.39	87.0	
N-MeFOSE			16.0	15.7	98.3	
N-EtFOSE	Q		12.0	13.3	111	
HFPO-DA		2.96	6.08	6.52	107	1.000
ADONA		1.12	6.42	6.94	108	1.094
9Cl-PF3ONS		3.14	6.41	6.61	103	0.966
11Cl-PF3OUdS		2.72	6.41	5.34	83.3	1.032
3:3 FTCA		1.61	6.40	5.96	93.1	0.837
5:3 FTCA		1.27	40.0	35.6	88.9	1.051

COMPOUND	LAB FLAG [1]	RATIO	SPIKE CONC. (ng/mL)	CONC. FOUND (ng/mL)	% RECOVERY	RRT
7:3 FTCA		0.66	40.0	31.6	79.1	1.340
PFEESA		8.12	1.60	1.54	96.2	1.033
PFMPA			3.20	3.60	113	0.598
PFMBA			1.60	1.77	110	1.064
NFDHA	X					

(1) Where applicable, custom lab flags have been used on this report; Q = surrogate recovery is not within method/contract control limits; Q = authentic recovery in the OPR is not within method/contract control limits; X = result reported separately; Q = corresponding surrogate not within method/contract control limits; Q = maximum concentration, single GC column result, not confirmed by second column.

These data are validated and reported as accurate and in accord with SGS AXYS Analytical Services Ltd. ISO17025 compliant quality assurance processes.

Signed: _____Bryan Alonzo_____

These pages are part of a larger report that may contain information necessary for full data evaluation. Results reported relate only to the sample tested.

For Axys Internal Use Only [XSL Template: FC2-Form8A.xsl; Created: 14-Jan-2022 12:36:42; Application: XMLTransformer-1.18.31;
Report Filename: PFC_FC_LC_PFAS_DOD_WG79609-103_Form8A_SJ3011694.html; Workgroup: WG79609; Design ID: 4482]

SGS AXYS METHOD MLA-110 Rev 02

Form 8B

PERFLUORINATED ORGANICS ONGOING PRECISION AND RECOVERY (OPR)

SGS AXYS ANALYTICAL SERVICES
2045 MILLS RD., SIDNEY, B.C., CANADA
V8L 5X2 TEL (250) 655-5800 FAX (250) 655-5811

Contract No.:	5176	**Lab Sample I.D.:**	WG79609-103
Matrix:	AQUEOUS	**Initial Calibration Date:**	22-Feb-2021
Extraction Date:	10-Jan-2022	**Instrument ID:**	LCMS/MS
Analysis Date:	11-Jan-2022 **Time:** 01:10:03	**Column ID:**	C18
Extract Volume (uL):	4000	**OPR Data Filename:**	**FC2L_008 S: 19**
Injection Volume (uL):	2	**Blank Data Filename:**	FC2L_008 S: 22
Dilution Factor:	N/A	**Cal. Ver. Data Filename:**	FC2L_008 S: 16

ALL CONCENTRATIONS REPORTED ON THIS FORM ARE CONCENTRATIONS IN EXTRACT, BASED ON A 1 mL EXTRACT VOLUME.

LABELED COMPOUND	LAB FLAG [1]	RATIO	SPIKE CONC. (ng/mL)	CONC. FOUND (ng/mL)	% RECOVERY	RRT
13C4-PFBA			40.0	37.5	93.8	1.000
13C5-PFPeA			20.0	15.6	77.8	0.866
13C5-PFHxA		23.3	10.0	9.20	92.0	1.000
13C4-PFHpA			10.0	9.85	98.5	0.897
13C8-PFOA			10.0	9.15	91.5	1.000
13C9-PFNA			5.00	4.32	86.4	1.001
13C6-PFDA			5.00	4.51	90.1	0.999
13C7-PFUnA			5.00	4.56	91.2	1.047
13C2-PFDoA			5.00	3.99	79.8	1.082
13C2-PFTeDA			5.00	3.36	67.3	1.160
13C3-PFBS		2.43	10.0	8.99	89.6	0.804
13C3-PFHxS		2.34	10.0	9.19	91.7	1.000
13C8-PFOS		2.10	10.1	10.0	99.4	1.000
13C2-4:2 FTS		1.68	20.2	20.6	102	0.840
13C2-6:2 FTS		2.21	20.0	18.6	93.2	1.001
13C2-8:2 FTS		3.31	20.0	15.7	78.2	1.267
13C8-PFOSA			10.0	8.97	89.7	1.157
D3-N-MeFOSA			10.0	5.14	51.4	1.342
D5-N-EtFOSA			10.0	5.32	53.2	1.380
D3-MeFOSAA			20.0	10.9	54.4	1.313
D5-EtFOSAA			20.0	11.8	58.8	1.339
d7-NMe-FOSE			100	59.1	59.1	1.325
d9-NEt-FOSE	Q		100	47.9	47.9	1.364
13C3-HFPO-DA		2.83	40.0	36.6	91.4	1.031

(1) Where applicable, custom lab flags have been used on this report; Q = surrogate recovery is not within method/contract control limits; Q = authentic recovery in the OPR is not within method/contract control limits; Q = corresponding surrogate not within method/contract control limits; Q = maximum concentration, single GC column result, not confirmed by second column.

These data are validated and reported as accurate and in accord with SGS AXYS Analytical Services Ltd. ISO17025 compliant quality assurance processes.

Signed: _____Bryan Alonzo_____

These pages are part of a larger report that may contain information necessary for full data evaluation. Results reported relate only to the sample tested.

For Axys Internal Use Only [XSL Template: FC2-Form8B.xsl; Created: 14-Jan-2022 12:36:42; Application: XMLTransformer-1.18.31;
Report Filename: PFC_FC_LC_PFAS_DOD_WG79609-103_Form8B_SJ3011694.html; Workgroup: WG79609; Design ID: 4482]

SGS AXYS METHOD MLA-110 Rev 02

Form 8A

PERFLUORINATED ORGANICS ONGOING PRECISION AND RECOVERY (OPR)

SGS AXYS ANALYTICAL SERVICES
2045 MILLS RD., SIDNEY, B.C., CANADA
V8L 5X2 TEL (250) 655-5800 FAX (250) 655-5811

Contract No.:	5176	**Lab Sample I.D.:**	WG79609-103 i
Matrix:	AQUEOUS	**Initial Calibration Date:**	22-Feb-2021
Extraction Date:	10-Jan-2022	**Instrument ID:**	LCMS/MS
Analysis Date:	11-Jan-2022 **Time:** 16:02:33	**Column ID:**	C18
Extract Volume (uL):	4000	**OPR Data Filename:**	**FC2L_009 S: 18**
Injection Volume (uL):	2	**Blank Data Filename:**	FC2L_008 S: 22
Dilution Factor:	N/A	**Cal. Ver. Data Filename:**	FC2L_009 S: 15

ALL CONCENTRATIONS REPORTED ON THIS FORM ARE CONCENTRATIONS IN EXTRACT, BASED ON A 1 mL EXTRACT VOLUME.

COMPOUND	LAB FLAG [1]	RATIO	SPIKE CONC. (ng/mL)	CONC. FOUND (ng/mL)	% RECOVERY	RRT
PFBA	X					
PFPeA	X					
PFHxA	X					
PFHpA	X					
PFOA	X					
PFNA	X					
PFDA	X					
PFUnA	X					
PFDoA	X					
PFTrDA	X					
PFTeDA	X					
PFBS	X					
PFPeS	X					
PFHxS	X					
PFHpS	X					
PFOS	X					
PFNS	X					
PFDS	X					
PFDoS	X					
4:2 FTS	X					
6:2 FTS	X					
8:2 FTS	X					
PFOSA	X					
N-MeFOSA	X					
N-EtFOSA	X					
MeFOSAA	X					
EtFOSAA	X					
N-MeFOSE	X					
N-EtFOSE	X					
HFPO-DA	X					
ADONA	X					
9Cl-PF3ONS	X					
11Cl-PF3OUdS	X					
3:3 FTCA	X					
5:3 FTCA	X					

COMPOUND	LAB FLAG [1]	RATIO	SPIKE CONC. (ng/mL)	CONC. FOUND (ng/mL)	% RECOVERY	RRT
7:3 FTCA	X					
PFEESA	X					
PFMPA	X					
PFMBA	X					
NFDHA	I	2.20	3.20	2.07	64.8	0.989

(1) Where applicable, custom lab flags have been used on this report; I = peak detected but did not meet quantification criteria, result reported represents the estimated maximum possible concentration; X = result reported separately.

These data are validated and reported as accurate and in accord with SGS AXYS Analytical Services Ltd. ISO17025 compliant quality assurance processes.

Signed: _____Bryan Alonzo_____

These pages are part of a larger report that may contain information necessary for full data evaluation. Results reported relate only to the sample tested.

For Axys Internal Use Only [XSL Template: FC2-Form8A.xsl; Created: 14-Jan-2022 12:36:42; Application: XMLTransformer-1.18.31;
Report Filename: PFC_FC_LC_PFAS_DOD_WG79609-103_Form8A_SJ3012419.html; Workgroup: WG79609; Design ID: 4482]

SGS AXYS METHOD MLA-110 Rev 02

Form 8B

PERFLUORINATED ORGANICS ONGOING PRECISION AND RECOVERY (OPR)

SGS AXYS ANALYTICAL SERVICES
2045 MILLS RD., SIDNEY, B.C., CANADA
V8L 5X2 TEL (250) 655-5800 FAX (250) 655-5811

Contract No.:	5176	**Lab Sample I.D.:**	WG79609-103 i
Matrix:	AQUEOUS	**Initial Calibration Date:**	22-Feb-2021
Extraction Date:	10-Jan-2022	**Instrument ID:**	LCMS/MS
Analysis Date:	11-Jan-2022 **Time:** 16:02:33	**Column ID:**	C18
Extract Volume (uL):	4000	**OPR Data Filename:**	**FC2L_009 S: 18**
Injection Volume (uL):	2	**Blank Data Filename:**	FC2L_008 S: 22
Dilution Factor:	N/A	**Cal. Ver. Data Filename:**	FC2L_009 S: 15

ALL CONCENTRATIONS REPORTED ON THIS FORM ARE CONCENTRATIONS IN EXTRACT, BASED ON A 1 mL EXTRACT VOLUME.

LABELED COMPOUND	LAB FLAG [1]	RATIO	SPIKE CONC. (ng/mL)	CONC. FOUND (ng/mL)	% RECOVERY	RRT
13C4-PFBA	X					
13C5-PFPeA	X					
13C5-PFHxA		29.5	10.0	10.2	102	1.001
13C4-PFHpA	X					
13C8-PFOA	X					
13C9-PFNA	X					
13C6-PFDA	X					
13C7-PFUnA	X					
13C2-PFDoA	X					
13C2-PFTeDA	X					
13C3-PFBS	X					
13C3-PFHxS	X					
13C8-PFOS	X					
13C2-4:2 FTS	X					
13C2-6:2 FTS	X					
13C2-8:2 FTS	X					
13C8-PFOSA	X					
D3-N-MeFOSA	X					
D5-N-EtFOSA	X					
D3-MeFOSAA	X					
D5-EtFOSAA	X					
d7-NMe-FOSE	X					
d9-NEt-FOSE	X					
13C3-HFPO-DA	X					

(1) Where applicable, custom lab flags have been used on this report; X = result reported separately.

These data are validated and reported as accurate and in accord with SGS AXYS Analytical Services Ltd. ISO17025 compliant quality assurance processes.

Signed: _____Bryan Alonzo_____

These pages are part of a larger report that may contain information necessary for full data evaluation. Results reported relate only to the sample tested.

For Axys Internal Use Only [XSL Template: FC2-Form8B.xsl; Created: 14-Jan-2022 12:36:42; Application: XMLTransformer-1.18.31;
Report Filename: PFC_FC_LC_PFAS_DOD_WG79609-103_Form8B_SJ3012419.html; Workgroup: WG79609; Design ID: 4482]

SGS AXYS METHOD MLA-110 Rev 02

Form 8C
PERFLUORINATED ORGANICS MATRIX SPIKE (MS)
ANALYSIS REPORT

CLIENT SAMPLE NO.
ERH2287 (MS)
Sample Collection:
27-Dec-2021 09:07

SGS AXYS ANALYTICAL SERVICES
2045 MILLS RD., SIDNEY, B.C., CANADA
V8L 5X2 TEL (250) 655-5800 FAX (250) 655-5811

		Project No.	60571032.02.46.02 - CV18F0126
Contract No.:	5176	**Lab Sample I.D.:**	WG79609-104 (MS)
Matrix:	AQUEOUS	**Sample Size:**	0.506 L
Extraction Date:	10-Jan-2022	**Initial Calibration Date:**	22-Feb-2021
Analysis Date:	11-Jan-2022 **Time:** 03:33:52	**Instrument ID:**	LCMS/MS
Extract Volume (uL):	4000	**Column ID:**	C18
Injection Volume (uL):	2	**MS Data Filename:**	**FC2L_008 S: 30, FC2L_009 S: 29**
Dilution Factor:	N/A	**Blank Data Filename:**	FC2L_008 S: 22
		Cal. Ver. Data Filename:	FC2L_009 S: 15

ALL CONCENTRATIONS REPORTED ON THIS FORM ARE CONCENTRATIONS ON SAMPLE SIZE BASIS

COMPOUND	LAB FLAG [1]	ION ABUND. RATIO	SPIKE CONC (ng/L)	SAMPLE LAB FLAG [1]	SAMPLE CONC (ng/L)	CONC. FOUND (ng/L)	MS R% [2]	REL % DIFF
PFBA		N/A	39.5	J	4.56	45.3	103	1.86
PFPeA		N/A	19.8		13.1	33.5	103	8.24
PFHxA		N/A	9.88		6.78	21.3	147	13.4
PFHpA		N/A	9.88		5.26	15.8	107	2.35
PFOA		N/A	9.88		3.49	13.0	95.7	3.85
PFNA		N/A	9.88	J	0.883	10.6	98.1	4.47
PFDA		N/A	9.88	I J	0.533	11.1	112	15.2
PFUnA		N/A	9.88	U		11.3	114	0.724
PFDoA		N/A	9.88	U		10.7	109	4.67
PFTrDA		N/A	9.88	U		10.4	105	2.17
PFTeDA		N/A	9.88	U		9.90	100	5.19
PFBS		N/A	9.88	J	1.23	13.8	127	17.5
PFPeS		N/A	9.91	U		11.3	114	1.35
PFHxS		N/A	9.88		1.65	12.1	106	1.89
PFHpS		N/A	9.90	U		9.51	96.0	10.6
PFOS		N/A	9.88		4.35	15.4	112	1.73
PFNS		N/A	9.90	U		9.30	94.0	0.997
PFDS		N/A	9.88	U		9.16	92.7	2.49
PFDoS		N/A	9.90	U		7.81	78.9	1.40
4:2 FTS		N/A	39.5	U		45.9	116	9.59
6:2 FTS		N/A	35.6	U		35.3	99.0	7.24
8:2 FTS		N/A	39.5	U		44.7	113	4.05
PFOSA		N/A	9.88	U		10.0	102	8.63
N-MeFOSA		N/A	11.4	U		11.4	100	1.09
N-EtFOSA		N/A	24.7	U		24.3	98.5	7.22
MeFOSAA		N/A	9.88	U		10.2	103	9.78
EtFOSAA		N/A	9.88	U		9.85	99.6	7.92
N-MeFOSE		N/A	98.8	U		101	102	6.97
N-EtFOSE	Q	N/A	74.1	U Q		85.7	116	6.60
HFPO-DA		N/A	37.6	U		38.1	101	17.1
ADONA		N/A	39.6	U		44.2	111	9.62
9Cl-PF3ONS		N/A	39.6	U		41.4	105	15.5
11Cl-PF3OUdS		N/A	39.6	U		37.3	94.1	20.9
3:3 FTCA		N/A	39.5	U		31.7	80.3	7.14
5:3 FTCA		N/A	247	U		262	106	15.6
7:3 FTCA		N/A	247	U		224	90.5	4.93
PFEESA		N/A	9.88	U		10.5	107	9.33

COMPOUND	LAB FLAG [1]	ION ABUND. RATIO	SPIKE CONC (ng/L)	SAMPLE LAB FLAG [1]	SAMPLE CONC (ng/L)	CONC. FOUND (ng/L)	MS R% [2]	REL % DIFF
PFMPA		N/A	19.8	U		20.1	102	0.751
PFMBA		N/A	9.88	U		7.52	76.1	1.22
NFDHA	I	N/A	19.8	U		12.4	62.7	1.96

(1) Where applicable, custom lab flags have been used on this report; U = not detected at RL; I = peak detected but did not meet quantification criteria, result reported represents the estimated maximum possible concentration; Q = surrogate recovery is not within method/contract control limits; Q = authentic recovery in the OPR is not within method/contract control limits; J = concentration less than limit of quantification; Q = corresponding surrogate not within method/contract control limits; Q = maximum concentration, single GC column result, not confirmed by second column.
(2) R% = percent recovery.

These data are validated and reported as accurate and in accord with SGS AXYS Analytical Services Ltd. ISO17025 compliant quality assurance processes.

Signed: _____Bryan Alonzo_____

These pages are part of a larger report that may contain information necessary for full data evaluation. Results reported relate only to the sample tested.

For Axys Internal Use Only [XSL Template: MS.xsl; Created: 14-Jan-2022 12:39:49; Application: XMLTransformer-1.18.31;
Report Filename: MS_FC_LC_PFAS_DOD-MS-MSD_WG79609-104_L36271-3_Form8C.html; Workgroup: WG79609; Design ID: 4482]

SGS AXYS METHOD MLA-110 Rev 02

Form 1A

PERFLUORINATED ORGANICS ANALYSIS REPORT

CLIENT SAMPLE NO.
ERH2287 (MS)
Sample Collection:
27-Dec-2021 09:07

SGS AXYS ANALYTICAL SERVICES
2045 MILLS RD., SIDNEY, B.C., CANADA
V8L 5X2 TEL (250) 655-5800 FAX (250) 655-5811

Project No.		60571032.02.46.02 - CV18F0126	
Contract No.:	5176	**Lab Sample I.D.:**	WG79609-104 (MS)
Matrix:	AQUEOUS	**Sample Size:**	0.506 L
Sample Receipt Date:	31-Dec-2021	**Initial Calibration Date:**	22-Feb-2021
Extraction Date:	10-Jan-2022	**Instrument ID:**	LCMS/MS
Analysis Date:	11-Jan-2022 **Time:** 03:33:52	**Column ID:**	C18
Extract Volume (uL):	4000	**Sample Data Filename:**	**FC2L_008 S: 30**
Injection Volume (uL):	2	**Blank Data Filename:**	FC2L_008 S: 22
Dilution Factor:	N/A	**Cal. Ver. Data Filename:**	FC2L_008 S: 16
Concentration Units:	ng/L		

This page is part of a total report that contains information necessary for accreditation compliance.
Results are compliant with DoD accreditation described in the total report. Sample results relate only to the sample tested.

COMPOUND	LAB FLAG [1]	CONC. FOUND	REPORTING LIMIT (RL)[2]	RATIO	RRT
PFBA		45.3	0.326 (M)		1.000
PFPeA		33.5	0.198 (M)		1.002
PFHxA		21.3	0.316 (M)	5.91	1.001
PFHpA		15.8	0.217 (M)	2.13	0.999
PFOA		13.0	0.296 (M)	2.05	
PFNA		10.6	0.217 (M)	2.89	
PFDA		11.1	0.326 (M)	3.01	1.000
PFUnA		11.3	0.257 (M)	4.83	1.000
PFDoA		10.7	0.376 (M)	7.53	0.999
PFTrDA		10.4	0.237 (M)	2.90	0.962
PFTeDA		9.90	0.257 (M)	2.54	1.000
PFBS		13.8	0.247 (M)	3.69	0.999
PFPeS		11.3	0.198 (M)	2.39	0.889
PFHxS		12.1	0.217 (M)	2.36	
PFHpS		9.51	0.138 (M)	2.34	0.920
PFOS		15.4	0.326 (M)	2.70	
PFNS		9.30	0.296 (M)	2.26	1.046
PFDS		9.16	0.326 (M)	2.30	1.080
PFDoS		7.81	0.178 (M)	2.23	1.166
4:2 FTS		45.9	2.25 (M)	0.45	1.000
6:2 FTS		35.3	3.92 (M)	0.44	1.000
8:2 FTS		44.7	1.55 (M)	0.53	1.000
PFOSA		10.0	0.227 (M)		
N-MeFOSA		11.4	0.198 (M)	0.53	
N-EtFOSA		24.3	0.573 (M)	0.53	
MeFOSAA		10.2	0.583 (M)	1.94	
EtFOSAA		9.85	0.316 (M)	1.16	
N-MeFOSE		101	1.18 (M)		
N-EtFOSE	Q	85.7	1.01 (M)		
HFPO-DA		38.1	0.405 (M)	2.71	1.000
ADONA		44.2	0.771 (M)	1.04	1.094
9Cl-PF3ONS		41.4	0.860 (M)	3.09	0.965
11Cl-PF3OUdS		37.3	0.810 (M)	3.14	1.032
3:3 FTCA		31.7	0.712 (M)	1.90	0.833
5:3 FTCA		262	5.01 (M)	1.29	1.051
7:3 FTCA		224	5.87 (M)	0.69	1.340
PFEESA		10.5	0.138 (M)	9.52	1.033
PFMPA		20.1	0.178 (M)		0.595
PFMBA		7.52	0.119 (M)		1.065
NFDHA	X				

(1) Where applicable, custom lab flags have been used on this report; Q = surrogate recovery is not within method/contract control limits; Q = authentic recovery in the OPR is not within method/contract control limits; X = result reported separately; Q = corresponding surrogate not within method/contract control limits; Q = maximum concentration, single GC column result, not confirmed by second column.
(2) Reporting Limit (Code): S = EDL, estimated detection limit; M = DL, detection limit; Q = LOD, limit of detection.

These data are validated and reported as accurate and in accord with SGS AXYS Analytical Services Ltd. ISO17025 compliant quality assurance processes.

Signed: _____Bryan Alonzo_____

For Axys Internal Use Only [XSL Template: FC2-Form1A.xsl; Created: 14-Jan-2022 12:36:42; Application: XMLTransformer-1.18.31;
Report Filename: PFC_FC_LC_PFAS_DOD_WG79609-104_Form1A_FC2L_008S30_SJ3011709.html; Workgroup: WG79609; Design ID: 4482]

SGS AXYS METHOD MLA-110 Rev 02

Form 2

PERFLUORINATED ORGANICS ANALYSIS REPORT

CLIENT SAMPLE NO.
ERH2287 (MS)
Sample Collection:
27-Dec-2021 09:07

SGS AXYS ANALYTICAL SERVICES
2045 MILLS RD., SIDNEY, B.C., CANADA
V8L 5X2 TEL (250) 655-5800 FAX (250) 655-5811

		Project No.	60571032.02.46.02 - CV18F0126
Contract No.:	5176	**Lab Sample I.D.:**	WG79609-104 (MS)
Matrix:	AQUEOUS	**Sample Size:**	0.506 L
Sample Receipt Date:	31-Dec-2021	**Initial Calibration Date:**	22-Feb-2021
Extraction Date:	10-Jan-2022	**Instrument ID:**	LCMS/MS
Analysis Date:	11-Jan-2022 **Time:** 03:33:52	**Column ID:**	C18
Extract Volume (uL):	4000	**Sample Data Filename:**	**FC2L_008 S: 30**
Injection Volume (uL):	2	**Blank Data Filename:**	FC2L_008 S: 22
Dilution Factor:	N/A	**Cal. Ver. Data Filename:**	FC2L_008 S: 16
Concentration Units:	ng absolute		

This page is part of a total report that contains information necessary for accreditation compliance.
Results are compliant with DoD accreditation described in the total report. Sample results relate only to the sample tested.

LABELED COMPOUND	LAB FLAG [1]	SPIKE CONC.	CONC. FOUND	R(%) [2]	RATIO	RRT
13C4-PFBA		40.0	36.4	90.9		1.000
13C5-PFPeA		20.0	15.4	77.2		0.865
13C5-PFHxA		10.0	8.14	81.4	27.6	1.000
13C4-PFHpA		10.0	8.97	89.7		0.898
13C8-PFOA		10.0	8.50	85.0		1.000
13C9-PFNA		5.00	4.30	86.1		1.000
13C6-PFDA		5.00	4.48	89.5		1.000
13C7-PFUnA		5.00	4.56	91.1		1.049
13C2-PFDoA		5.00	4.13	82.7		1.083
13C2-PFTeDA		5.00	3.66	73.2		1.161
13C3-PFBS		10.0	8.53	85.0	2.39	0.805
13C3-PFHxS		10.0	8.91	89.0	2.40	1.000
13C8-PFOS		10.1	9.53	94.7	2.19	1.000
13C2-4:2 FTS		20.2	22.0	109	1.70	0.840
13C2-6:2 FTS		20.0	18.6	93.1	2.12	1.001
13C2-8:2 FTS		20.0	16.4	81.9	3.11	1.266
13C8-PFOSA		10.0	8.90	89.0		1.157
D3-N-MeFOSA		10.0	6.32	63.2		1.343
D5-N-EtFOSA		10.0	5.74	57.4		1.380
D3-MeFOSAA		20.0	11.2	56.2		1.313
D5-EtFOSAA		20.0	11.9	59.4		1.339
d7-NMe-FOSE		100	76.5	76.5		1.325
d9-NEt-FOSE	Q	100	48.9	48.9		1.364
13C3-HFPO-DA		40.0	31.9	79.8	3.23	1.031

(1) Where applicable, custom lab flags have been used on this report; Q = surrogate recovery is not within method/contract control limits; Q = authentic recovery in the OPR is not within method/contract control limits; Q = corresponding surrogate not within method/contract control limits; Q = maximum concentration, single GC column result, not confirmed by second column.
(2) R(%) = percent recovery.

These data are validated and reported as accurate and in accord with SGS AXYS Analytical Services Ltd. ISO17025 compliant quality assurance processes.

Signed: _____Bryan Alonzo_____

For Axys Internal Use Only [XSL Template: FC2-Form2.xsl; Created: 14-Jan-2022 12:36:42; Application: XMLTransformer-1.18.31;
Report Filename: PFC_FC_LC_PFAS_DOD_WG79609-104_Form2_FC2L_008S30_SJ3011709.html; Workgroup: WG79609; Design ID: 4482]

SGS AXYS METHOD MLA-110 Rev 02

Form 1A

PERFLUORINATED ORGANICS ANALYSIS REPORT

CLIENT SAMPLE NO.
ERH2287 (MS)
Sample Collection:
27-Dec-2021 09:07

SGS AXYS ANALYTICAL SERVICES
2045 MILLS RD., SIDNEY, B.C., CANADA
V8L 5X2 TEL (250) 655-5800 FAX (250) 655-5811

		Project No.	60571032.02.46.02 - CV18F0126
Contract No.:	5176	**Lab Sample I.D.:**	WG79609-104 i (MS)
Matrix:	AQUEOUS	**Sample Size:**	0.506 L
Sample Receipt Date:	31-Dec-2021	**Initial Calibration Date:**	22-Feb-2021
Extraction Date:	10-Jan-2022	**Instrument ID:**	LCMS/MS
Analysis Date:	11-Jan-2022 **Time:** 18:29:31	**Column ID:**	C18
Extract Volume (uL):	4000	**Sample Data Filename:**	**FC2L_009 S: 29**
Injection Volume (uL):	2	**Blank Data Filename:**	FC2L_008 S: 22
Dilution Factor:	N/A	**Cal. Ver. Data Filename:**	FC2L_009 S: 15
Concentration Units:	ng/L		

This page is part of a total report that contains information necessary for accreditation compliance.
Results are compliant with DoD accreditation described in the total report. Sample results relate only to the sample tested.

COMPOUND	LAB FLAG [1]	CONC. FOUND	REPORTING LIMIT (RL)[2]	RATIO	RRT
PFBA	X				
PFPeA	X				
PFHxA	X				
PFHpA	X				
PFOA	X				
PFNA	X				
PFDA	X				
PFUnA	X				
PFDoA	X				
PFTrDA	X				
PFTeDA	X				
PFBS	X				
PFPeS	X				
PFHxS	X				
PFHpS	X				
PFOS	X				
PFNS	X				
PFDS	X				
PFDoS	X				
4:2 FTS	X				
6:2 FTS	X				
8:2 FTS	X				
PFOSA	X				
N-MeFOSA	X				
N-EtFOSA	X				
MeFOSAA	X				
EtFOSAA	X				
N-MeFOSE	X				
N-EtFOSE	X				
HFPO-DA	X				
ADONA	X				
9Cl-PF3ONS	X				
11Cl-PF3OUdS	X				
3:3 FTCA	X				
5:3 FTCA	X				
7:3 FTCA	X				
PFEESA	X				
PFMPA	X				
PFMBA	X				
NFDHA	I	12.4	1.36 (M)	1.59	0.989

(1) Where applicable, custom lab flags have been used on this report; I = peak detected but did not meet quantification criteria, result reported represents the estimated maximum possible concentration; X = result reported separately.
(2) Reporting Limit (Code): S = EDL, estimated detection limit; M = DL, detection limit; Q = LOD, limit of detection.

These data are validated and reported as accurate and in accord with SGS AXYS Analytical Services Ltd. ISO17025 compliant quality assurance processes.

Signed: _____Bryan Alonzo_____

For Axys Internal Use Only [XSL Template: FC2-Form1A.xsl; Created: 14-Jan-2022 12:36:42; Application: XMLTransformer-1.18.31;
Report Filename: PFC_FC_LC_PFAS_DOD_WG79609-104_Form1A_FC2L_009S29_SJ3012434.html; Workgroup: WG79609; Design ID: 4482]

SGS AXYS METHOD MLA-110 Rev 02

Form 2

PERFLUORINATED ORGANICS ANALYSIS REPORT

CLIENT SAMPLE NO.
ERH2287 (MS)
Sample Collection:
27-Dec-2021 09:07

SGS AXYS ANALYTICAL SERVICES
2045 MILLS RD., SIDNEY, B.C., CANADA
V8L 5X2 TEL (250) 655-5800 FAX (250) 655-5811

		Project No.	60571032.02.46.02 - CV18F0126
Contract No.:	5176	**Lab Sample I.D.:**	WG79609-104 i (MS)
Matrix:	AQUEOUS	**Sample Size:**	0.506 L
Sample Receipt Date:	31-Dec-2021	**Initial Calibration Date:**	22-Feb-2021
Extraction Date:	10-Jan-2022	**Instrument ID:**	LCMS/MS
Analysis Date:	11-Jan-2022 **Time:** 18:29:31	**Column ID:**	C18
Extract Volume (uL):	4000	**Sample Data Filename:**	**FC2L_009 S: 29**
Injection Volume (uL):	2	**Blank Data Filename:**	FC2L_008 S: 22
Dilution Factor:	N/A	**Cal. Ver. Data Filename:**	FC2L_009 S: 15
Concentration Units:	ng absolute		

This page is part of a total report that contains information necessary for accreditation compliance.
Results are compliant with DoD accreditation described in the total report. Sample results relate only to the sample tested.

LABELED COMPOUND	LAB FLAG [1]	SPIKE CONC.	CONC. FOUND	R(%) [2]	RATIO	RRT
13C4-PFBA	X					
13C5-PFPeA	X					
13C5-PFHxA		10.0	10.3	103	28.2	0.999
13C4-PFHpA	X					
13C8-PFOA	X					
13C9-PFNA	X					
13C6-PFDA	X					
13C7-PFUnA	X					
13C2-PFDoA	X					
13C2-PFTeDA	X					
13C3-PFBS	X					
13C3-PFHxS	X					
13C8-PFOS	X					
13C2-4:2 FTS	X					
13C2-6:2 FTS	X					
13C2-8:2 FTS	X					
13C8-PFOSA	X					
D3-N-MeFOSA	X					
D5-N-EtFOSA	X					
D3-MeFOSAA	X					
D5-EtFOSAA	X					
d7-NMe-FOSE	X					
d9-NEt-FOSE	X					
13C3-HFPO-DA	X					

(1) Where applicable, custom lab flags have been used on this report; X = result reported separately.
(2) R(%) = percent recovery.

These data are validated and reported as accurate and in accord with SGS AXYS Analytical Services Ltd. ISO17025 compliant quality assurance processes.

Signed: _____Bryan Alonzo_____

For Axys Internal Use Only [XSL Template: FC2-Form2.xsl; Created: 14-Jan-2022 12:36:42; Application: XMLTransformer-1.18.31;
Report Filename: PFC_FC_LC_PFAS_DOD_WG79609-104_Form2_FC2L_009S29_SJ3012434.html; Workgroup: WG79609; Design ID: 4482]

SGS AXYS METHOD MLA-110 Rev 02

Form 8E
PERFLUORINATED ORGANICS MATRIX SPIKE DUPLICATE (MSD)
ANALYSIS REPORT

CLIENT SAMPLE NO.
ERH2287 (MSD)
Sample Collection:
27-Dec-2021 09:07

SGS AXYS ANALYTICAL SERVICES
2045 MILLS RD., SIDNEY, B.C., CANADA
V8L 5X2 TEL (250) 655-5800 FAX (250) 655-5811

		Project No.	60571032.02.46.02 - CV18F0126
Contract No.:	5176	**Lab Sample I.D.:**	WG79609-105 (MSD)
Matrix:	AQUEOUS	**Sample Size:**	0.484 L
Extraction Date:	10-Jan-2022	**Initial Calibration Date:**	22-Feb-2021
Analysis Date:	11-Jan-2022 **Time:** 03:46:57	**Instrument ID:**	LCMS/MS
Extract Volume (uL):	4000	**Column ID:**	C18
Injection Volume (uL):	2	**MSD Data Filename:**	**FC2L_008 S: 31, FC2L_009 S: 30**
Dilution Factor:	N/A	**Blank Data Filename:**	FC2L_008 S: 22
		Cal. Ver. Data Filename:	FC2L_009 S: 15

ALL CONCENTRATIONS REPORTED ON THIS FORM ARE CONCENTRATIONS ON SAMPLE SIZE BASIS

COMPOUND	LAB FLAG [1]	ION ABUND. RATIO	SPIKE CONC (ng/L)	SAMPLE LAB FLAG [1]	SAMPLE CONC (ng/L)	CONC. FOUND (ng/L)	MSD R% [2]	REL % DIFF
PFBA		N/A	41.3	J	4.56	46.1	101	1.86
PFPeA		N/A	20.6		13.1	36.3	112	8.24
PFHxA		N/A	10.3		6.78	18.7	115	13.4
PFHpA		N/A	10.3		5.26	16.2	106	2.35
PFOA		N/A	10.3		3.49	13.5	96.6	3.85
PFNA		N/A	10.3	J	0.883	11.1	98.6	4.47
PFDA		N/A	10.3	I J	0.533	12.9	125	15.2
PFUnA		N/A	10.3	U		11.2	109	0.724
PFDoA		N/A	10.3	U		10.3	99.3	4.67
PFTrDA		N/A	10.3	U		10.6	103	2.17
PFTeDA		N/A	10.3	U		10.4	101	5.19
PFBS		N/A	10.3	J	1.23	11.6	100	17.5
PFPeS		N/A	10.4	U		11.5	111	1.35
PFHxS		N/A	10.3		1.65	12.3	103	1.89
PFHpS		N/A	10.3	U		10.6	102	10.6
PFOS		N/A	10.3		4.35	15.1	104	1.73
PFNS		N/A	10.3	U		9.40	90.9	0.997
PFDS		N/A	10.3	U		8.94	86.6	2.49
PFDoS		N/A	10.3	U		7.70	74.5	1.40
4:2 FTS		N/A	41.3	U		50.6	122	9.59
6:2 FTS		N/A	37.2	U		37.9	102	7.24
8:2 FTS		N/A	41.3	U		43.0	104	4.05
PFOSA		N/A	10.3	U		11.0	106	8.63
N-MeFOSA		N/A	11.9	U		11.3	95.1	1.09
N-EtFOSA		N/A	25.8	U		22.6	87.7	7.22
MeFOSAA		N/A	10.3	U		11.2	109	9.78
EtFOSAA		N/A	10.3	U		9.10	88.1	7.92
N-MeFOSE		N/A	103	U		108	105	6.97
N-EtFOSE	Q	N/A	77.4	U Q		91.6	118	6.60
HFPO-DA		N/A	39.2	U		32.1	81.9	17.1
ADONA		N/A	41.4	U		40.1	96.9	9.62
9Cl-PF3ONS		N/A	41.4	U		35.4	85.7	15.5
11Cl-PF3OUdS		N/A	41.4	U		30.2	73.1	20.9
3:3 FTCA		N/A	41.3	U		34.1	82.6	7.14
5:3 FTCA		N/A	258	U		224	86.9	15.6
7:3 FTCA		N/A	258	U		213	82.5	4.93
PFEESA		N/A	10.3	U		9.59	92.9	9.33

COMPOUND	LAB FLAG [1]	ION ABUND. RATIO	SPIKE CONC (ng/L)	SAMPLE LAB FLAG [1]	SAMPLE CONC (ng/L)	CONC. FOUND (ng/L)	MSD R% [2]	REL % DIFF
PFMPA		N/A	20.6	U		20.3	98.1	0.751
PFMBA		N/A	10.3	U		7.43	72.0	1.22
NFDHA		N/A	20.6	U		12.2	58.9	1.96

(1) Where applicable, custom lab flags have been used on this report; U = not detected at RL; I = peak detected but did not meet quantification criteria, result reported represents the estimated maximum possible concentration; Q = surrogate recovery is not within method/contract control limits; Q = authentic recovery in the OPR is not within method/contract control limits; J = concentration less than limit of quantification; Q = corresponding surrogate not within method/contract control limits; Q = maximum concentration, single GC column result, not confirmed by second column.
(2) R% = percent recovery.

These data are validated and reported as accurate and in accord with SGS AXYS Analytical Services Ltd. ISO17025 compliant quality assurance processes.

Signed: _____Bryan Alonzo_____

These pages are part of a larger report that may contain information necessary for full data evaluation. Results reported relate only to the sample tested.

For Axys Internal Use Only [XSL Template: MS.xsl; Created: 14-Jan-2022 12:39:49; Application: XMLTransformer-1.18.31;
Report Filename: MS_FC_LC_PFAS_DOD-MS-MSD_WG79609-105_L36271-3_Form8E.html; Workgroup: WG79609; Design ID: 4482]

SGS AXYS METHOD MLA-110 Rev 02

Form 1A

PERFLUORINATED ORGANICS ANALYSIS REPORT

CLIENT SAMPLE NO.
ERH2287 (MSD)
Sample Collection:
27-Dec-2021 09:07

SGS AXYS ANALYTICAL SERVICES
2045 MILLS RD., SIDNEY, B.C., CANADA
V8L 5X2 TEL (250) 655-5800 FAX (250) 655-5811

Project No.		60571032.02.46.02 - CV18F0126	
Contract No.:	5176	**Lab Sample I.D.:**	WG79609-105 (MSD)
Matrix:	AQUEOUS	**Sample Size:**	0.484 L
Sample Receipt Date:	31-Dec-2021	**Initial Calibration Date:**	22-Feb-2021
Extraction Date:	10-Jan-2022	**Instrument ID:**	LCMS/MS
Analysis Date:	11-Jan-2022 **Time:** 03:46:57	**Column ID:**	C18
Extract Volume (uL):	4000	**Sample Data Filename:**	**FC2L_008 S: 31**
Injection Volume (uL):	2	**Blank Data Filename:**	FC2L_008 S: 22
Dilution Factor:	N/A	**Cal. Ver. Data Filename:**	FC2L_008 S: 16
Concentration Units:	ng/L		

This page is part of a total report that contains information necessary for accreditation compliance.
Results are compliant with DoD accreditation described in the total report. Sample results relate only to the sample tested.

COMPOUND	LAB FLAG [1]	CONC. FOUND	REPORTING LIMIT (RL)[2]	RATIO	RRT
PFBA		46.1	0.341 (M)		1.005
PFPeA		36.3	0.206 (M)		1.000
PFHxA		18.7	0.330 (M)	5.08	1.000
PFHpA		16.2	0.227 (M)	2.08	0.999
PFOA		13.5	0.310 (M)	2.02	
PFNA		11.1	0.227 (M)	2.76	
PFDA		12.9	0.341 (M)	3.25	1.000
PFUnA		11.2	0.268 (M)	4.79	1.000
PFDoA		10.3	0.392 (M)	7.60	1.000
PFTrDA		10.6	0.248 (M)	3.11	0.963
PFTeDA		10.4	0.268 (M)	2.55	1.000
PFBS		11.6	0.258 (M)	2.58	1.000
PFPeS		11.5	0.206 (M)	2.32	0.890
PFHxS		12.3	0.227 (M)	2.39	
PFHpS		10.6	0.144 (M)	2.15	0.921
PFOS		15.1	0.341 (M)	2.79	
PFNS		9.40	0.310 (M)	2.15	1.046
PFDS		8.94	0.341 (M)	2.15	1.080
PFDoS		7.70	0.186 (M)	2.27	1.166
4:2 FTS		50.6	2.35 (M)	0.36	1.000
6:2 FTS		37.9	4.10 (M)	0.42	1.000
8:2 FTS		43.0	1.62 (M)	0.50	0.999
PFOSA		11.0	0.237 (M)		
N-MeFOSA		11.3	0.206 (M)	0.53	
N-EtFOSA		22.6	0.599 (M)	0.56	
MeFOSAA		11.2	0.609 (M)	1.81	
EtFOSAA		9.10	0.330 (M)	1.09	
N-MeFOSE		108	1.23 (M)		
N-EtFOSE	Q	91.6	1.05 (M)		
HFPO-DA		32.1	0.423 (M)	2.28	1.000
ADONA		40.1	0.805 (M)	1.10	1.094
9Cl-PF3ONS		35.4	0.898 (M)	3.03	0.966
11Cl-PF3OUdS		30.2	0.846 (M)	3.08	1.032
3:3 FTCA		34.1	0.743 (M)	1.85	0.838
5:3 FTCA		224	5.23 (M)	1.21	1.051
7:3 FTCA		213	6.13 (M)	0.71	1.339
PFEESA		9.59	0.144 (M)	8.65	1.033
PFMPA		20.3	0.186 (M)		0.598
PFMBA		7.43	0.124 (M)		1.064
NFDHA	X				

(1) Where applicable, custom lab flags have been used on this report; Q = surrogate recovery is not within method/contract control limits; Q = authentic recovery in the OPR is not within method/contract control limits; X = result reported separately; Q = corresponding surrogate not within method/contract control limits; Q = maximum concentration, single GC column result, not confirmed by second column.
(2) Reporting Limit (Code): S = EDL, estimated detection limit; M = DL, detection limit; Q = LOD, limit of detection.

These data are validated and reported as accurate and in accord with SGS AXYS Analytical Services Ltd. ISO17025 compliant quality assurance processes.

Signed: _____Bryan Alonzo_____

For Axys Internal Use Only [XSL Template: FC2-Form1A.xsl; Created: 14-Jan-2022 12:36:42; Application: XMLTransformer-1.18.31;
Report Filename: PFC_FC_LC_PFAS_DOD_WG79609-105_Form1A_FC2L_008S31_SJ3011710.html; Workgroup: WG79609; Design ID: 4482]

SGS AXYS METHOD MLA-110 Rev 02

Form 2

PERFLUORINATED ORGANICS ANALYSIS REPORT

CLIENT SAMPLE NO.
ERH2287 (MSD)
Sample Collection:
27-Dec-2021 09:07

SGS AXYS ANALYTICAL SERVICES
2045 MILLS RD., SIDNEY, B.C., CANADA
V8L 5X2 TEL (250) 655-5800 FAX (250) 655-5811

		Project No.	60571032.02.46.02 - CV18F0126
Contract No.:	5176	**Lab Sample I.D.:**	WG79609-105 (MSD)
Matrix:	AQUEOUS	**Sample Size:**	0.484 L
Sample Receipt Date:	31-Dec-2021	**Initial Calibration Date:**	22-Feb-2021
Extraction Date:	10-Jan-2022	**Instrument ID:**	LCMS/MS
Analysis Date:	11-Jan-2022 **Time:** 03:46:57	**Column ID:**	C18
Extract Volume (uL):	4000	**Sample Data Filename:**	**FC2L_008 S: 31**
Injection Volume (uL):	2	**Blank Data Filename:**	FC2L_008 S: 22
Dilution Factor:	N/A	**Cal. Ver. Data Filename:**	FC2L_008 S: 16
Concentration Units:	ng absolute		

This page is part of a total report that contains information necessary for accreditation compliance.
Results are compliant with DoD accreditation described in the total report. Sample results relate only to the sample tested.

LABELED COMPOUND	LAB FLAG [1]	SPIKE CONC.	CONC. FOUND	R(%) [2]	RATIO	RRT
13C4-PFBA		40.0	36.5	91.3		0.995
13C5-PFPeA		20.0	16.6	82.9		0.866
13C5-PFHxA		10.0	9.21	92.1	29.4	0.999
13C4-PFHpA		10.0	9.68	96.8		0.898
13C8-PFOA		10.0	8.98	89.8		1.000
13C9-PFNA		5.00	4.19	83.7		1.000
13C6-PFDA		5.00	3.99	79.8		0.999
13C7-PFUnA		5.00	4.50	90.0		1.047
13C2-PFDoA		5.00	3.91	78.2		1.082
13C2-PFTeDA		5.00	3.16	63.3		1.160
13C3-PFBS		10.0	8.98	89.5	2.65	0.804
13C3-PFHxS		10.0	8.76	87.4	2.37	0.999
13C8-PFOS		10.1	9.50	94.4	2.09	1.000
13C2-4:2 FTS		20.2	14.3	70.9	1.37	0.840
13C2-6:2 FTS		20.0	16.7	83.5	2.07	1.001
13C2-8:2 FTS		20.0	16.2	81.0	3.10	1.267
13C8-PFOSA		10.0	9.05	90.5		1.157
D3-N-MeFOSA		10.0	5.35	53.5		1.342
D5-N-EtFOSA		10.0	5.18	51.8		1.379
D3-MeFOSAA		20.0	10.4	51.9		1.313
D5-EtFOSAA		20.0	11.5	57.4		1.340
d7-NMe-FOSE		100	56.8	56.8		1.325
d9-NEt-FOSE	Q	100	44.4	44.4		1.364
13C3-HFPO-DA		40.0	38.5	96.2	3.21	1.030

(1) Where applicable, custom lab flags have been used on this report; Q = surrogate recovery is not within method/contract control limits; Q = authentic recovery in the OPR is not within method/contract control limits; Q = corresponding surrogate not within method/contract control limits; Q = maximum concentration, single GC column result, not confirmed by second column.
(2) R(%) = percent recovery.

These data are validated and reported as accurate and in accord with SGS AXYS Analytical Services Ltd. ISO17025 compliant quality assurance processes.

Signed: _____Bryan Alonzo_____

For Axys Internal Use Only [XSL Template: FC2-Form2.xsl; Created: 14-Jan-2022 12:36:42; Application: XMLTransformer-1.18.31;
Report Filename: PFC_FC_LC_PFAS_DOD_WG79609-105_Form2_FC2L_008S31_SJ3011710.html; Workgroup: WG79609; Design ID: 4482]

SGS AXYS METHOD MLA-110 Rev 02

Form 1A

PERFLUORINATED ORGANICS ANALYSIS REPORT

CLIENT SAMPLE NO.
ERH2287 (MSD)
Sample Collection:
27-Dec-2021 09:07

SGS AXYS ANALYTICAL SERVICES
2045 MILLS RD., SIDNEY, B.C., CANADA
V8L 5X2 TEL (250) 655-5800 FAX (250) 655-5811

		Project No.	60571032.02.46.02 - CV18F0126
Contract No.:	5176	**Lab Sample I.D.:**	WG79609-105 i (MSD)
Matrix:	AQUEOUS	**Sample Size:**	0.484 L
Sample Receipt Date:	31-Dec-2021	**Initial Calibration Date:**	22-Feb-2021
Extraction Date:	10-Jan-2022	**Instrument ID:**	LCMS/MS
Analysis Date:	11-Jan-2022 **Time:** 18:42:52	**Column ID:**	C18
Extract Volume (uL):	4000	**Sample Data Filename:**	**FC2L_009 S: 30**
Injection Volume (uL):	2	**Blank Data Filename:**	FC2L_008 S: 22
Dilution Factor:	N/A	**Cal. Ver. Data Filename:**	FC2L_009 S: 15
Concentration Units:	ng/L		

This page is part of a total report that contains information necessary for accreditation compliance.
Results are compliant with DoD accreditation described in the total report. Sample results relate only to the sample tested.

COMPOUND	LAB FLAG [1]	CONC. FOUND	REPORTING LIMIT (RL)[2]	RATIO	RRT
PFBA	X				
PFPeA	X				
PFHxA	X				
PFHpA	X				
PFOA	X				
PFNA	X				
PFDA	X				
PFUnA	X				
PFDoA	X				
PFTrDA	X				
PFTeDA	X				
PFBS	X				
PFPeS	X				
PFHxS	X				
PFHpS	X				
PFOS	X				
PFNS	X				
PFDS	X				
PFDoS	X				
4:2 FTS	X				
6:2 FTS	X				
8:2 FTS	X				
PFOSA	X				
N-MeFOSA	X				
N-EtFOSA	X				
MeFOSAA	X				
EtFOSAA	X				
N-MeFOSE	X				
N-EtFOSE	X				
HFPO-DA	X				
ADONA	X				
9Cl-PF3ONS	X				
11Cl-PF3OUdS	X				
3:3 FTCA	X				
5:3 FTCA	X				
7:3 FTCA	X				
PFEESA	X				
PFMPA	X				
PFMBA	X				
NFDHA		12.2	1.42 (M)	1.23	0.989

(1) Where applicable, custom lab flags have been used on this report; X = result reported separately.
(2) Reporting Limit (Code): S = EDL, estimated detection limit; M = DL, detection limit; Q = LOD, limit of detection.

These data are validated and reported as accurate and in accord with SGS AXYS Analytical Services Ltd. ISO17025 compliant quality assurance processes.

Signed: _____Bryan Alonzo_____

For Axys Internal Use Only [XSL Template: FC2-Form1A.xsl; Created: 14-Jan-2022 12:36:42; Application: XMLTransformer-1.18.31;
Report Filename: PFC_FC_LC_PFAS_DOD_WG79609-105_Form1A_FC2L_009S30_SJ3012435.html; Workgroup: WG79609; Design ID: 4482]

SGS AXYS METHOD MLA-110 Rev 02

Form 2

PERFLUORINATED ORGANICS ANALYSIS REPORT

CLIENT SAMPLE NO.
ERH2287 (MSD)
Sample Collection:
27-Dec-2021 09:07

SGS AXYS ANALYTICAL SERVICES
2045 MILLS RD., SIDNEY, B.C., CANADA
V8L 5X2 TEL (250) 655-5800 FAX (250) 655-5811

		Project No.	60571032.02.46.02 - CV18F0126
Contract No.:	5176	**Lab Sample I.D.:**	WG79609-105 i (MSD)
Matrix:	AQUEOUS	**Sample Size:**	0.484 L
Sample Receipt Date:	31-Dec-2021	**Initial Calibration Date:**	22-Feb-2021
Extraction Date:	10-Jan-2022	**Instrument ID:**	LCMS/MS
Analysis Date:	11-Jan-2022 **Time:** 18:42:52	**Column ID:**	C18
Extract Volume (uL):	4000	**Sample Data Filename:**	**FC2L_009 S: 30**
Injection Volume (uL):	2	**Blank Data Filename:**	FC2L_008 S: 22
Dilution Factor:	N/A	**Cal. Ver. Data Filename:**	FC2L_009 S: 15
Concentration Units:	ng absolute		

This page is part of a total report that contains information necessary for accreditation compliance.
Results are compliant with DoD accreditation described in the total report. Sample results relate only to the sample tested.

LABELED COMPOUND	LAB FLAG [1]	SPIKE CONC.	CONC. FOUND	R(%) [2]	RATIO	RRT
13C4-PFBA	X					
13C5-PFPeA	X					
13C5-PFHxA		10.0	9.98	99.8	22.5	1.000
13C4-PFHpA	X					
13C8-PFOA	X					
13C9-PFNA	X					
13C6-PFDA	X					
13C7-PFUnA	X					
13C2-PFDoA	X					
13C2-PFTeDA	X					
13C3-PFBS	X					
13C3-PFHxS	X					
13C8-PFOS	X					
13C2-4:2 FTS	X					
13C2-6:2 FTS	X					
13C2-8:2 FTS	X					
13C8-PFOSA	X					
D3-N-MeFOSA	X					
D5-N-EtFOSA	X					
D3-MeFOSAA	X					
D5-EtFOSAA	X					
d7-NMe-FOSE	X					
d9-NEt-FOSE	X					
13C3-HFPO-DA	X					

(1) Where applicable, custom lab flags have been used on this report; X = result reported separately.
(2) R(%) = percent recovery.

These data are validated and reported as accurate and in accord with SGS AXYS Analytical Services Ltd. ISO17025 compliant quality assurance processes.

Signed: _____Bryan Alonzo_____

For Axys Internal Use Only [XSL Template: FC2-Form2.xsl; Created: 14-Jan-2022 12:36:42; Application: XMLTransformer-1.18.31;
Report Filename: PFC_FC_LC_PFAS_DOD_WG79609-105_Form2_FC2L_009S30_SJ3012435.html; Workgroup: WG79609; Design ID: 4482]

Sample List Report **MassLynx MassLynx V4.2 SCN1001**

Sample List: G:\Masslynx\Inst_L_Master.PRO\Sample DB\FC1L_080.SPL
Last Modified: Monday, February 22, 2021 10:52:21 Pacific Standard Time
Printed: Monday, February 22, 2021 10:54:52 Pacific Standard Time

Page Position (1, 1)

	File Name	Sample ID	File Text	Bottle	SignIn	SignOut	Inj VoL	EXP
1	FC1L_080S01	MeOH,, MLA110 UPLC option	1,,2uL	1:8,A	Eg	GW	2.0	Eg
2	FC1L_080S02	MeOH,, more Targets for EPA	1,,2uL	1:8,A	---	---	2.0	---
3	FC1L_080S03	MeOH,, A new format	1,,2uL	1:8,A	---	---	2.0	---
4	FC1L_080S04	FC042A-CAL,, /01	1,,2uL	2:7,B	---	---	2.0	---
5	FC1L_080S05	MeOH,, MLA914-PFAS UPLC_01	1,,2uL	1:8,A	---	---	2.0	---
6	FC1L_080S06	FC042(0)-SUR,, /01	1,,2uL	2:7,A	---	---	2.0	---
7	FC1L_080S07	MeOH,, w trap	1,,2uL	1:8,A	---	---	2.0	---
8	FC1L_080S08	MeOH,, MLA914	1,,2uL	1:8,A	---	---	2.0	---
9	FC1L_080S09	MeOH,, Optimized MRM exp	1,,2uL	1:8,A	---	---	2.0	---
10	FC1L_080S10	MeOH,, MLA110 column	1,,2uL	1:8,A	---	---	2.0	---
11	FC1L_080S11	MeOH,,	1,,2uL	1:8,A	---	---	2.0	---
12	FC1L_080S12	MeOH,, New Format	1,,2uL	1:8,A	---	---	2.0	---
13	FC1L_080S13	FC042(0)-SUR,, /02	1,,2uL	2:7,A	---	---	2.0	---
14	FC1L_080S14	FC046(0)-SUR,, /01	1,,2uL	1:2,A	---	---	2.0	---
15	FC1L_080S15	FC046A-CAL,, /01	1,,2uL	1:2,B	---	---	2.0	---
16	FC1L_080S16	FC046B-CAL,, /01	1,,2uL	1:2,C	---	---	2.0	---
17	FC1L_080S17	FC046C-CAL,, /01	1,,2uL	1:2,D	---	---	2.0	---
18	FC1L_080S18	FC046D-CAL,, /01	1,,2uL	1:2,E	---	---	2.0	---
19	FC1L_080S19	FC046E-CAL,, /01	1,,2uL	1:2,F	---	---	2.0	---
20	FC1L_080S20	FC046F-CAL,, /01	1,,2uL	1:3,A	---	---	2.0	---
21	FC1L_080S21	FC046G-CAL,, /01	1,,2uL	1:3,B	---	---	2.0	---
22	FC1L_080S22	FC046H-CAL,, /01	1,,2uL	1:3,C	---	---	2.0	---
23	FC1L_080S23	FC046I-CAL,, /01	1,,2uL	1:3,D	---	---	2.0	---
24	FC1L_080S24	FC046J-CAL,, /01	1,,2uL	1:3,E	---	---	2.0	---
25	FC1L_080S25	FC046(0)-SUR,, /01	1,,2uL	1:2,A	---	---	2.0	---
26	FC1L_080S26	FC012A-SSV,,/01	1,,2uL	1:3,F	---	---	2.0	---
27	FC1L_080S27	FC013A-SSV,,/01	1,,2uL	1:4,A	---	---	2.0	---
28	FC1L_080S28	FC042E-CAL,, /01 ← ⊛	1,,2uL	2:7,F	---	---	2.0	---
29	FC1L_080S29	FC046E-CAL,, /01	1,,2uL	1:2,F	---	---	2.0	---
30	FC1L_080S30	FC044A-CAL,, /01	1,,2uL	1:4,B	---	---	2.0	---
31	FC1L_080S31	FC047A-CAL,, /01	1,,2uL	1:4,C	---	---	2.0	---
32	FC1L_080S32	FC045A-CAL,, /01 branched	1,,2uL	2:8,C	---	---	2.0	---
33	FC1L_080S33	WG75394-105,, SAR	1,WG75394,2/4000uL	1:4,D	---	---	2.0	---
34	FC1L_080S34	WG75394-106,, SAR	1,WG75394,2/4000uL	1:4,E	---	---	2.0	---
35	FC1L_080S35	WG75394-107,, SAR	1,WG75394,2/4000uL	1:4,F	---	---	2.0	---
36	FC1L_080S36	WG75394-108,, SAR	1,WG75394,2/4000uL	1:5,A	---	---	2.0	---
37	FC1L_080S37	FC042(0)-SUR,, /02	1,,2uL	2:7,A	---	---	2.0	---
38	FC1L_080S38	WG75394-101,,SR	1,WG75394,2/4000uL	1:5,B	---	---	2.0	---
39	FC1L_080S39	WG75394-102,,SR	1,WG75394,2/4000uL	1:5,C	---	---	2.0	---
40	FC1L_080S40	WG75394-103,,SR	1,WG75394,2/4000uL	1:5,D	---	---	2.0	---
41	FC1L_080S41	WG75394-104,,SR	1,WG75394,2/4000uL	1:5,E	---	---	2.0	---
42	FC1L_080S42	FC042E-CAL,, /01	1,,2uL	2:7,D	---	---	2.0	---
43	FC1L_080S43	FC046E-CAL,, /01	1,,2uL	1:2,F	---	---	2.0	---
44	FC1L_080S44	FC044A-CAL,, /01	1,,2uL	1:4,B	---	---	2.0	---
45	FC1L_080S45	FC047A-CAL,, /01	1,,2uL	1:4,C	---	---	2.0	---
46	FC1L_080S46	MeOH,,	1,,2uL	1:8,A	---	---	2.0	---

⊛ S28, NO DATA
To use S30, 44A=42E on PFAS targets.

SGS AXYS METHOD MLA-110 Rev 02

Form 3A
INITIAL CALIBRATION RELATIVE RESPONSES

SGS AXYS ANALYTICAL SERVICES
2045 MILLS RD., SIDNEY, B.C., CANADA
V8L 5X2 TEL (250) 655-5800 FAX (250) 655-5811

Initial Calibration Date: 22-Feb-2021

Instrument ID: LC MS/MS

LC Column ID: C18

CS0 Data Filename: FC1L_080 S: 16

CS1 Data Filename: FC1L_080 S: 17

CS2 Data Filename: FC1L_080 S: 18

CS3 Data Filename: FC1L_080 S: 19

CS4 Data Filename: FC1L_080 S: 20

CS5 Data Filename: FC1L_080 S: 21

CS6 Data Filename: FC1L_080 S: 22

CS7 Data Filename: FC1L_080 S: 23

CS8 Data Filename: FC1L_080 S: 24

		RELATIVE RESPONSE (RR)										
COMPOUND	**LAB FLAG [1]**	**CS0**	**CS1**	**CS2**	**CS3**	**CS4**	**CS5**	**CS6**	**CS7**	**CS8**	**MEAN RR**	**CV (%RSD)[2]**
PFBA		1.06	1.05	1.05	1.00	1.01	0.98	0.99	0.96	0.94	1.00	4.29
PFPeA		1.31	1.29	1.24	1.19	1.21	1.17	1.20	1.14	1.12	1.21	5.19
PFHxA		1.16	1.27	1.12	1.05	1.03	0.97	1.04	0.97	0.94	1.06	9.90
PFHpA		1.19	1.14	1.10	1.14	1.10	1.11	1.08	1.05	0.96	1.10	6.06
PFOA		1.56	1.73	1.56	1.40	1.43	1.41	1.37	1.39	1.32	1.46	8.77
PFNA		0.96	1.12	1.10	1.01	0.99	1.02	1.06	0.97	0.99	1.02	5.50
PFDA		0.87	0.88	0.91	0.82	0.83	0.83	0.84	0.83	0.72	0.84	6.31
PFUnA		0.76	0.78	0.88	0.69	0.76	0.74	0.75	0.75		0.76	7.30
PFDoA		1.06	1.34	1.15	1.05	1.09	1.04	1.08	0.99	0.86	1.07	12.0
PFTrDA		0.96	0.93	0.92	0.86	0.83	0.81	0.82	0.61		0.84	12.9
PFTeDA		0.86	0.78	0.78	0.73	0.76	0.72	0.72	0.62		0.75	9.11
PFBS		1.24	1.18	1.13	1.14	1.21	1.14	1.16	1.11	1.10	1.16	4.01
PFPeS		0.96	1.07	1.12	1.04	1.03	1.02	1.01	0.88	0.77	0.99	10.8
PFHxS		1.27	1.24	1.22	1.20	1.15	1.14	1.15	1.07	1.15	1.18	5.24
PFHpS		1.11	1.07	1.14	1.10	1.09	1.12	1.05	1.05	1.10	1.09	2.82
PFOS		1.26	1.38	1.29	1.17	1.29	1.23	1.21	1.16	1.26	1.25	5.41
PFNS		1.31	1.22	1.18	1.17	1.25	1.18	1.18	1.10	1.10	1.19	5.56
PFDS		1.10	1.23	1.17	1.14	1.16	1.16	1.12	1.04	1.08	1.13	4.99
PFDoS		0.95	0.93	0.96	0.89	0.93	0.93	0.90	0.91	1.00	0.93	3.58
4:2 FTS		0.43	0.50	0.50	0.51	0.52	0.47	0.45	0.42		0.48	8.21
6:2 FTS		0.63	0.54	0.58	0.50	0.52	0.49	0.47	0.40		0.52	13.7
8:2 FTS		0.30	0.28	0.26	0.27	0.25	0.28	0.27	0.23		0.27	8.00
PFOSA		1.04	1.05	1.02	0.97	0.99	0.98	0.97	0.94		0.99	3.68
N-MeFOSA		1.10	1.27	1.13	1.12	1.14	1.11	1.11	0.99		1.12	6.76
N-EtFOSA		1.19	1.27	1.25	1.19	1.19	1.19	1.23	1.15	1.15	1.20	3.46
MeFOSAA		0.86	0.81	0.86	0.84	0.91	0.89	0.86	0.81	0.81	0.85	4.04
EtFOSAA		0.78	0.64	0.94	0.73	0.73	0.75	0.79	0.69		0.76	11.4
N-MeFOSE		1.13	1.16	1.17	1.12	1.13	1.10	1.10	1.03	0.98	1.10	5.66
N-EtFOSE		1.25	1.24	1.27	1.21	1.21	1.18	1.20	1.10	1.04	1.19	6.37
HFPO-DA		1.16	1.24	1.13	1.10	1.08	1.02	1.05	0.96		1.09	7.93
ADONA		7.28	7.33	6.93	6.75	7.00	6.76	7.15	6.93		7.02	3.10
9Cl-PF3ONS		2.06	2.11	2.07	2.00	1.93	1.86	1.98	1.90		1.99	4.43
11Cl-PF3OUdS		1.05	1.11	1.06	1.04	1.02	1.06	1.12	1.14		1.07	3.83
3:3 FTCA		0.08	0.08	0.08	0.08	0.08	0.08	0.08	0.10		0.08	9.51
5:3 FTCA		0.19	0.18	0.17	0.17	0.16	0.16	0.17	0.17		0.17	6.96
7:3 FTCA		0.10	0.10	0.10	0.10	0.10	0.09	0.10	0.11		0.10	4.54
PFEESA		3.72	3.27	3.11	3.23	3.09	2.95	3.20	2.99	2.87	3.16	7.90
PFMPA		1.78	1.77	1.75	1.68	1.73	1.72	1.79	1.94	2.29	1.83	10.3

COMPOUND	LAB FLAG [1]	RELATIVE RESPONSE (RR) CS0	CS1	CS2	CS3	CS4	CS5	CS6	CS7	CS8	MEAN RR	CV (%RSD)[2]
PFMBA		2.48	2.42	2.35	2.30	2.32	2.33	2.27	2.60	2.82	2.43	7.33
NFDHA		0.05	0.04	0.04	0.04	0.05	0.05	0.04			0.04	17.3

(1) Where applicable, custom lab flags have been used on this report.
(2) For contract CV specifications, see SGS AXYS METHOD MLA-110 Rev 02

These data are validated and reported as accurate and in accord with SGS AXYS Analytical Services Ltd. ISO17025 compliant quality assurance processes.

Signed: _____Henry Huang_____

For Axys Internal Use Only [XSL Template: FC2-Form3A.xsl; Created: 14-Jan-2022 12:36:42; Application: XMLTransformer-1.18.31;
Report Filename: PFOA_FC_LC_22-Feb-2021_FC1L__Form3A_GS95768.html; Workgroup: WG79609; Design ID: 4482]

SGS AXYS METHOD MLA-110 Rev 02

Form 3B
INITIAL CALIBRATION RELATIVE RESPONSES

SGS AXYS ANALYTICAL SERVICES
2045 MILLS RD., SIDNEY, B.C., CANADA
V8L 5X2 TEL (250) 655-5800 FAX (250) 655-5811

Initial Calibration Date: 22-Feb-2021

Instrument ID: LC MS/MS

LC Column ID: C18

CS0 Data Filename: FC1L_080 S: 16
CS1 Data Filename: FC1L_080 S: 17
CS2 Data Filename: FC1L_080 S: 18
CS3 Data Filename: FC1L_080 S: 19
CS4 Data Filename: FC1L_080 S: 20
CS5 Data Filename: FC1L_080 S: 21
CS6 Data Filename: FC1L_080 S: 22
CS7 Data Filename: FC1L_080 S: 23
CS8 Data Filename: FC1L_080 S: 24

		RELATIVE RESPONSE (RR)										
LABELED COMPOUND	**LAB FLAG [1]**	**CS0**	**CS1**	**CS2**	**CS3**	**CS4**	**CS5**	**CS6**	**CS7**	**CS8**	**MEAN RR**	**CV (%RSD)[2]**
13C4-PFBA		1.18	1.17	1.14	1.16	1.13	1.13	1.13	1.13	1.11	1.14	1.83
13C5-PFPeA		0.83	0.85	0.84	0.88	0.87	0.84	0.81	0.79	0.69	0.82	7.10
13C5-PFHxA		0.67	0.69	0.72	0.70	0.74	0.73	0.68	0.70	0.66	0.70	3.78
13C4-PFHpA		3.63	3.49	3.59	3.42	3.44	3.25	3.33	2.97	2.73	3.32	8.91
13C8-PFOA		3.82	3.60	3.79	3.80	3.79	3.66	3.71	3.61	3.76	3.73	2.31
13C9-PFNA		1.16	1.15	1.14	1.17	1.16	1.13	1.10	1.17	1.15	1.15	2.03
13C6-PFDA		1.13	1.06	0.97	1.06	0.99	0.99	0.92	1.02	0.90	1.01	7.22
13C7-PFUnA		1.23	1.22	1.07	1.22	1.08	1.08	0.99	0.84		1.09	12.2
13C2-PFDoA		1.04	0.95	0.90	0.92	0.94	0.93	0.89	0.98	0.91	0.94	5.00
13C2-PFTeDA		0.86	0.85	0.81	0.83	0.80	0.77	0.73	0.94		0.82	7.55
13C3-PFBS		1.33	1.36	1.31	1.41	1.25	1.29	1.31	1.00	0.99	1.25	12.0
13C3-PFHxS		1.20	1.16	1.10	1.15	1.12	1.15	1.17	1.16	1.05	1.14	3.76
13C8-PFOS		0.96	0.91	0.93	0.94	0.92	0.86	0.93	0.94	0.90	0.92	3.10
13C2-4:2 FTS		1.25	1.08	1.11	1.04	1.05	1.03	1.06	1.14		1.09	6.83
13C2-6:2 FTS		0.98	0.88	0.86	0.84	0.90	0.84	0.91	1.06		0.91	8.50
13C2-8:2 FTS		1.50	1.36	1.48	1.39	1.53	1.32	1.40	1.52		1.44	5.47
13C8-PFOSA		1.84	1.83	1.86	1.78	1.80	1.74	1.82	2.08		1.84	5.51
D3-N-MeFOSA		0.29	0.28	0.28	0.27	0.28	0.27	0.27	0.32		0.28	6.58
D5-N-EtFOSA		0.28	0.28	0.28	0.27	0.28	0.26	0.27	0.30	0.33	0.28	6.95
D3-MeFOSAA		0.96	0.84	0.87	0.86	0.91	0.83	0.97	1.12	1.23	0.96	14.2
D5-EtFOSAA		0.82	0.76	0.71	0.74	0.77	0.70	0.77	1.00		0.78	12.0
d7-NMe-FOSE		1.94	1.88	1.80	1.81	1.87	1.76	1.81	1.95	2.09	1.88	5.39
d9-NEt-FOSE		2.46	2.39	2.35	2.36	2.44	2.27	2.30	2.52	2.79	2.43	6.37
13C3-HFPO-DA		0.33	0.33	0.34	0.34	0.36	0.33	0.31	0.27		0.33	8.43

(1) Where applicable, custom lab flags have been used on this report.
(2) For contract CV specifications, see SGS AXYS METHOD MLA-110 Rev 02.

These data are validated and reported as accurate and in accord with SGS AXYS Analytical Services Ltd. ISO17025 compliant quality assurance processes.

Signed: _____Henry Huang_____

For Axys Internal Use Only [XSL Template: FC2-Form3B.xsl; Created: 14-Jan-2022 12:36:42; Application: XMLTransformer-1.18.31; Report Filename: PFOA_FC_LC_22-Feb-2021_FC1L__Form3B_GS95768.html; Workgroup: WG79609; Design ID: 4482]

SGS AXYS METHOD MLA-110 Rev 02

Form 3C
LC MS/MS INITIAL CALIBRATION RATIOS

SGS AXYS ANALYTICAL SERVICES
2045 MILLS RD., SIDNEY, B.C., CANADA
V8L 5X2 TEL (250) 655-5800 FAX (250) 655-5811

Initial Calibration Date: 22-Feb-2021

Instrument ID: LC MS/MS

LC Column ID: C18

CS0 Data Filename: FC1L_080 S: 16
CS1 Data Filename: FC1L_080 S: 17
CS2 Data Filename: FC1L_080 S: 18
CS3 Data Filename: FC1L_080 S: 19
CS4 Data Filename: FC1L_080 S: 20
CS5 Data Filename: FC1L_080 S: 21
CS6 Data Filename: FC1L_080 S: 22
CS7 Data Filename: FC1L_080 S: 23
CS8 Data Filename: FC1L_080 S: 24

COMPOUND	LAB FLAG [1]	RATIOS CS0	CS1	CS2	CS3	CS4	CS5	CS6	CS7	CS8
PFBA										
PFPeA										
PFHxA		4.38	5.25	6.12	4.85	4.82	4.93	4.81	4.64	4.80
PFHpA		2.20	2.08	1.99	2.16	2.04	1.97	2.06	2.06	2.02
PFOA		1.84	2.17	2.05	1.96	2.03	2.00	1.96	2.06	2.02
PFNA		2.88	2.94	2.87	2.85	2.94	2.94	2.87	2.87	2.86
PFDA		3.26	3.06	3.02	3.07	3.07	3.16	2.96	3.21	3.03
PFUnA		4.30	4.50	4.89	4.31	4.74	4.28	4.73	4.49	
PFDoA		5.93	8.86	6.70	7.42	7.85	7.83	7.95	7.48	7.67
PFTrDA		3.26	3.58	2.95	3.08	3.04	3.14	3.22	3.02	
PFTeDA		2.75	2.69	2.73	2.82	2.81	2.68	2.71	2.70	
PFBS		2.29	2.65	2.33	2.59	2.73	2.61	2.67	2.60	2.59
PFPeS		1.83	2.06	2.39	2.24	2.35	2.30	2.27	2.26	2.33
PFHxS		2.67	2.38	2.44	2.40	2.32	2.33	2.42	2.29	2.40
PFHpS		2.11	1.90	2.00	2.12	2.08	2.20	2.08	2.10	2.08
PFOS		2.29	2.49	2.53	2.54	2.68	2.67	2.63	2.59	2.66
PFNS		2.07	2.08	2.27	2.36	2.41	2.26	2.32	2.18	2.30
PFDS		2.08	2.81	2.21	2.36	2.38	2.17	2.36	2.18	2.30
PFDoS		2.30	2.11	2.32	2.24	2.20	2.27	2.25	2.26	2.28
4:2 FTS		0.38	0.41	0.44	0.43	0.45	0.46	0.43	0.45	
6:2 FTS		0.51	0.43	0.47	0.44	0.43	0.47	0.45	0.44	
8:2 FTS		0.58	0.48	0.55	0.57	0.53	0.57	0.54	0.54	
PFOSA										
N-MeFOSA		0.52	0.55	0.49	0.53	0.54	0.54	0.53	0.53	
N-EtFOSA		0.51	0.56	0.54	0.53	0.53	0.53	0.54	0.53	0.54
MeFOSAA		1.89	2.01	2.11	1.87	1.98	2.03	2.00	1.94	1.94
EtFOSAA		1.86	1.58	1.60	1.09	1.18	1.11	1.16	1.11	
N-MeFOSE										
N-EtFOSE										
HFPO-DA		2.58	3.09	2.82	2.87	2.67	2.50	2.63	2.75	
ADONA		1.15	1.12	1.08	1.08	1.20	1.11	1.13	1.06	
9Cl-PF3ONS		3.21	3.13	3.02	3.20	3.02	3.04	3.13	3.07	
11Cl-PF3OUdS		2.63	3.01	3.14	3.13	3.06	3.19	3.14	3.05	
3:3 FTCA		1.16	1.50	1.53	1.75	1.88	1.89	1.92	1.96	
5:3 FTCA		0.85	1.02	1.13	1.20	1.22	1.23	1.26	1.31	

COMPOUND	LAB FLAG [1]	RATIOS CS0	CS1	CS2	CS3	CS4	CS5	CS6	CS7	CS8
7:3 FTCA		0.69	0.69	0.70	0.71	0.69	0.68	0.71	0.68	
PFEESA		10.0	7.50	8.46	9.28	8.69	8.99	9.71	9.18	9.28
PFMPA										
PFMBA										
NFDHA		0.82	1.07	1.12	0.94	1.68	1.31	1.19		

(1) Where applicable, custom lab flags have been used on this report.

These data are validated and reported as accurate and in accord with SGS AXYS Analytical Services Ltd. ISO17025 compliant quality assurance processes.

Signed: _____Henry Huang_____

For Axys Internal Use Only [XSL Template: FC2-Form3C.xsl; Created: 14-Jan-2022 12:36:42; Application: XMLTransformer-1.18.31;
Report Filename: PFOA_FC_LC_22-Feb-2021_FC1L__Form3C_GS95768.html; Workgroup: WG79609; Design ID: 4482]

SGS AXYS METHOD MLA-110 Rev 02

Form 3D
LC MS/MS INITIAL CALIBRATION RATIOS

SGS AXYS ANALYTICAL SERVICES
2045 MILLS RD., SIDNEY, B.C., CANADA
V8L 5X2 TEL (250) 655-5800 FAX (250) 655-5811

Initial Calibration Date: 22-Feb-2021

Instrument ID: LC MS/MS

LC Column ID: C18

CS0 Data Filename: FC1L_080 S: 16

CS1 Data Filename: FC1L_080 S: 17

CS2 Data Filename: FC1L_080 S: 18

CS3 Data Filename: FC1L_080 S: 19

CS4 Data Filename: FC1L_080 S: 20

CS5 Data Filename: FC1L_080 S: 21

CS6 Data Filename: FC1L_080 S: 22

CS7 Data Filename: FC1L_080 S: 23

CS8 Data Filename: FC1L_080 S: 24

		RATIOS								
LABELED COMPOUND	**LAB FLAG[1]**	**CS0**	**CS1**	**CS2**	**CS3**	**CS4**	**CS5**	**CS6**	**CS7**	**CS8**
13C4-PFBA										
13C5-PFPeA										
13C5-PFHxA		24.2	23.3	27.8	23.3	25.6	26.9	25.6	24.5	26.6
13C4-PFHpA										
13C8-PFOA										
13C9-PFNA										
13C6-PFDA										
13C7-PFUnA										
13C2-PFDoA										
13C2-PFTeDA										
13C3-PFBS		2.57	2.71	2.73	2.73	2.72	2.72	2.79	2.69	2.85
13C3-PFHxS		2.40	2.29	2.34	2.38	2.29	2.40	2.49	2.36	2.28
13C8-PFOS		2.08	2.05	2.09	2.33	2.09	2.15	2.22	2.37	2.14
13C2-4:2 FTS		1.84	1.90	1.74	1.62	1.51	1.55	1.25	0.54	
13C2-6:2 FTS		1.93	2.03	1.87	1.88	1.80	1.74	1.44	0.71	
13C2-8:2 FTS		3.89	3.54	3.85	3.76	3.20	3.01	2.49	1.10	
13C8-PFOSA										
D3-N-MeFOSA										
D5-N-EtFOSA										
D3-MeFOSAA										
D5-EtFOSAA										
d7-NMe-FOSE										
d9-NEt-FOSE										
13C3-HFPO-DA		2.67	2.74	2.54	2.64	2.57	2.89	2.76	2.91	

(1) Where applicable, custom lab flags have been used on this report.

These data are validated and reported as accurate and in accord with SGS AXYS Analytical Services Ltd. ISO17025 compliant quality assurance processes.

Signed: _____Henry Huang_____

For Axys Internal Use Only [XSL Template: FC2-Form3D.xsl; Created: 14-Jan-2022 12:36:42; Application: XMLTransformer-1.18.31; Report Filename: PFOA_FC_LC_22-Feb-2021_FC1L__Form3D_GS95768.html; Workgroup: WG79609; Design ID: 4482]

www.sgsaxys.com

Sample List Report **MassLynx MassLynx V4.2 SCN1001**

Sample List: G:\Masslynx\Inst_L_Master.PRO\Sample DB\FC2L_008.SPL
Last Modified: Monday, January 10, 2022 18:27:22 Pacific Standard Time
Printed: Monday, January 10, 2022 18:29:22 Pacific Standard Time

Page Position (1, 1)

	File Name	Sample ID	File Text	Bottle	SignIn	SignOut	Inj VoL	EXP
1	FC2L_008S01	MeOH,, MLA110 UPLC option	1,,2uL	1:8,A	GW	NH	2.0	GW
2	FC2L_008S02	MeOH,, more Targets for EPA	1,,2uL	1:8,A	---	---	2.0	---
3	FC2L_008S03	MeOH,, A new format	1,,2uL	1:8,A	---	---	2.0	---
4	FC2L_008S04	FC046A-CAL,, /01	1,,2uL	2:8,D	---	---	2.0	---
5	FC2L_008S05	FC046E-CAL,, /01	1,,2uL	2:8,F	---	---	2.0	---
6	FC2L_008S06	MeOH,, MLA914-PFAS UPLC_01	1,,2uL	1:8,A	---	---	2.0	---
7	FC2L_008S07	FC046E-CAL,, /01	1,,2uL	2:8,F	---	---	2.0	---
8	FC2L_008S08	MeOH,, Optimized MRM exp	1,,2uL	1:8,A	---	---	2.0	---
9	FC2L_008S09	MeOH,, MLA110 column	1,,2uL	2:8,A	---	---	2.0	---
10	FC2L_008S10	MeOH,, LIN 1L_080	1,,2uL	2:8,A	---	---	2.0	---
11	FC2L_008S11	MeOH,, with trap	1,,2uL	2:8,A	---	---	2.0	---
12	FC2L_008S12	FC046(0)-SUR,, /01	1,,2uL	2:8,B	---	---	2.0	---
13	FC2L_008S13	FC046A-CAL,, /01	1,,2uL	2:8,D	---	---	2.0	---
14	FC2L_008S14	FC046C-CAL,, /01	1,,2uL	2:8,E	---	---	2.0	---
15	FC2L_008S15	FC049A-CAL,, /01 PFOS TDCAs	1,,2uL	2:7,F	---	---	2.0	---
16	FC2L_008S16	FC046E2-CAL,, /01	1,,2uL	2:8,F	---	---	2.0	---
17	FC2L_008S17	FC048A-CAL,, /01 branched	1,,2uL	2:8,C	---	---	2.0	---
18	FC2L_008S18	WG79609-106,, SAR	1,WG79609,2/4000uL	2:5,E	---	---	2.0	---
19	FC2L_008S19	WG79609-103,, SPML	1,WG79609,2/4000uL	2:5,F	---	---	2.0	---
20	FC2L_008S20	WG79609-102,, SPM	1,WG79609,2/4000uL	2:6,A	---	---	2.0	---
21	FC2L_008S21	FC046(0)-SUR,, /01	1,,2uL	2:8,B	---	---	2.0	---
22	FC2L_008S22	WG79609-101,, BLK	1,WG79609,2/4000uL	2:6,B	---	---	2.0	---
23	FC2L_008S23	L36258-1,,	1,WG79609,2/4000uL	2:6,C	---	---	2.0	---
24	FC2L_008S24	L36258-2,,	1,WG79609,2/4000uL	2:6,D	---	---	2.0	---
25	FC2L_008S25	L36258-3,,	1,WG79609,2/4000uL	2:6,E	---	---	2.0	---
26	FC2L_008S26	MeOH,,	1,,2uL	2:8,A	---	---	2.0	---
27	FC2L_008S27	L36271-1,,	1,WG79609,2/4000uL	2:6,F	---	---	2.0	---
28	FC2L_008S28	L36271-2,,	1,WG79609,2/4000uL	2:7,A	---	---	2.0	---
29	FC2L_008S29	L36271-3,,	1,WG79609,2/4000uL	2:7,B	---	---	2.0	---
30	FC2L_008S30	WG79609-104,, MS	1,WG79609,2/4000uL	2:7,C	---	---	2.0	---
31	FC2L_008S31	WG79609-105,, MSD	1,WG79609,2/4000uL	2:7,D	---	---	2.0	---
32	FC2L_008S32	FC046E2-CAL,, /01	1,,2uL	2:8,F	---	---	2.0	---
33	FC2L_008S33	WG79548-104,, SAR	1,WG79548,2/4000uL	1:1,A	---	---	2.0	---
34	FC2L_008S34	WG79548-103,, SPML	1,WG79548,2/4000uL	1:1,B	---	---	2.0	---
35	FC2L_008S35	WG79548-102,, SPM	1,WG79548,2/4000uL	1:1,C	---	---	2.0	---
36	FC2L_008S36	FC046(0)-SUR,, /01	1,,2uL	2:8,B	---	---	2.0	---
37	FC2L_008S37	WG79548-101,, BLK	1,WG79548,2/4000uL	1:1,D	---	---	2.0	---
38	FC2L_008S38	L36267-1,,	1,WG79548,2/4000uL	1:1,E	---	---	2.0	---
39	FC2L_008S39	L36267-2,,	1,WG79548,2/4000uL	1:1,F	---	---	2.0	---
40	FC2L_008S40	L36267-3,,	1,WG79548,2/4000uL	1:2,A	---	---	2.0	---
41	FC2L_008S41	L36267-4,,	1,WG79548,2/4000uL	1:2,B	---	---	2.0	---
42	FC2L_008S42	FC046E2-CAL,, /01	1,,2uL	2:8,F	---	---	2.0	---
43	FC2L_008S43	WG79475-104,, SAR	1,WG79475,2/4000uL	1:2,C	---	---	2.0	GW
44	FC2L_008S44	WG79475-103,, SPML	1,WG79475,2/4000uL	1:2,D	---	---	2.0	---
45	FC2L_008S45	WG79475-102,, SPM	1,WG79475,2/4000uL	1:2,E	---	---	2.0	---
46	FC2L_008S46	FC046(0)-SUR,, /01	1,,2uL	2:8,B	---	---	2.0	---
47	FC2L_008S47	WG79475-101,, BLK	1,WG79475,2/4000uL	1:2,F	---	---	2.0	---
48	FC2L_008S48	L36201-1,,	1,WG79475,2/4000uL	1:3,A	---	---	2.0	---
49	FC2L_008S49	L36201-2,,	1,WG79475,2/4000uL	1:3,B	---	---	2.0	---
50	FC2L_008S50	L36201-3,,	1,WG79475,2/4000uL	1:3,C	---	---	2.0	---
51	FC2L_008S51	L36145-1,,	1,WG79475,2/4000uL	1:3,D	---	---	2.0	---
52	FC2L_008S52	L36145-2,,	1,WG79475,2/4000uL	1:3,E	---	---	2.0	---
53	FC2L_008S53	MeOH,,	1,,2uL	2:8,A	---	---	2.0	---
54	FC2L_008S54	L36185-1,,	1,WG79475,2/4000uL	1:3,F	---	---	2.0	---
55	FC2L_008S55	L36185-2,,	1,WG79475,2/4000uL	1:4,A	---	---	2.0	---
56	FC2L_008S56	L36246-1,,	1,WG79475,2/4000uL	1:4,B	---	---	2.0	---
57	FC2L_008S57	L36246-2,,	1,WG79475,2/4000uL	1:4,C	---	---	2.0	---
58	FC2L_008S58	FC046E2-CAL,, /01	1,,2uL	2:8,F	---	---	2.0	---

www.sgsaxys.com

	File Name	Sample ID	File Text	Bottle	SignIn	SignOut	Inj VoL	EXP
59	FC2L_008S59	MeOH,,	1,,2uL	2:8,A	GW	WH/GW	2.0	GW
60	FC2L_008S60	FC046(0)-SUR,, /01	1,,2uL	2:8,B	---	---	2.0	---
61	FC2L_008S61	L36166-14,i,	1,WG79347,2/4000uL	1:8,E	---	---	2.0	---
62	FC2L_008S62	L36166-21,i,	1,WG79347,2/4000uL	1:8,F	---	---	2.0	---
63	FC2L_008S63	FC046E2-CAL,, /01	1,,2uL	2:8,F	---	---	2.0	---

SGS AXYS METHOD MLA-110 Rev 02

Form 4A
LC MS/MS CALIBRATION VERIFICATION

SGS AXYS ANALYTICAL SERVICES
2045 MILLS RD., SIDNEY, B.C., CANADA
V8L 5X2 TEL (250) 655-5800 FAX (250) 655-5811

Initial Calibration Date:	22-Feb-2021	**VER Data Filename:**	FC2L_008 S: 16
Instrument ID:	LCMS/MS	**Analysis Date:**	11-Jan-2022
LC Column ID:	C18	**Analysis Time:**	00:30:47

COMPOUND	LAB FLAG [1]	RRT	QUANT TRANSITION	RATIO	EXPECTED CONC. (ng)	CONC. FOUND (ng)	RECOVERY (%)
PFBA		1.005	213 >169		20.0	20.2	101
PFPeA		0.998	263 > 219		10.0	10.9	109
PFHxA		1.000	313 > 269	5.74	5.00	5.08	102
PFHpA		1.000	363 > 319	2.16	5.00	4.82	96.3
PFOA		1.000	413 > 369	1.87	5.00	4.55	91.0
PFNA		1.000	463 > 419	2.95	5.00	4.86	97.3
PFDA		1.000	513 > 469	2.98	5.00	4.92	98.4
PFUnA		1.000	563 > 519	4.35	5.00	5.30	106
PFDoA		1.000	613 > 569	7.03	5.00	5.15	103
PFTrDA		0.962	663 > 619	3.07	5.00	5.32	106
PFTeDA		1.000	713 > 669	2.53	5.00	4.96	99.2
PFBS		1.000	299 > 80	3.01	5.00	4.94	98.9
PFPeS		0.889	349 > 80	2.41	5.01	5.71	114
PFHxS		1.001	399 > 80	2.29	5.00	5.10	102
PFHpS		0.920	449 > 80	2.05	5.01	4.70	93.8
PFOS		1.000	499 > 80	2.60	5.00	4.73	94.6
PFNS		1.046	549 > 80	2.28	5.01	4.68	93.4
PFDS		1.080	599 > 80	2.24	5.00	4.67	93.4
PFDoS		1.167	699 > 80	2.21	5.01	4.36	87.0
4:2 FTS		1.000	327 > 307	0.41	20.0	17.0	84.9
6:2 FTS		1.000	427 > 407	0.43	18.0	18.2	101
8:2 FTS		1.000	527 > 507	0.56	20.0	22.5	113
PFOSA		1.000	498 > 78		5.00	4.90	98.0
N-MeFOSA		1.000	512 > 219	0.54	5.75	5.86	102
N-EtFOSA		1.002	526 > 219	0.51	12.5	12.0	95.9
MeFOSAA		1.000	570 > 419	1.70	5.00	4.34	86.8
EtFOSAA		1.001	584 > 419	1.20	5.00	4.82	96.5
N-MeFOSE		1.002	616 > 59		50.0	52.2	104
N-EtFOSE		1.002	630 > 59		37.5	43.2	115
HFPO-DA		1.001	285 > 169	3.18	19.0	24.2	128
ADONA		1.096	377 > 251	1.04	20.0	25.1	126
9Cl-PF3ONS		0.966	531 > 351	3.04	20.0	23.2	116
11Cl-PF3OUdS		1.032	631 > 451	3.09	20.0	22.1	111
3:3 FTCA		0.848	241 > 177	1.86	20.0	16.6	83.2
5:3 FTCA		1.051	341 > 237	1.23	125	95.8	76.7
7:3 FTCA		1.342	441 > 317	0.70	125	93.6	74.9
PFEESA		1.033	315 > 135	9.51	5.00	5.22	104
PFMPA		0.608	229 > 85		10.0	10.6	106
PFMBA		1.061	279 > 85		5.00	5.00	100
NFDHA		0.990	295 > 201	1.18	10.0	6.34	63.4

(1) Where applicable, custom lab flags have been used on this report.

These data are validated and reported as accurate and in accord with SGS AXYS Analytical Services Ltd. ISO17025 compliant quality assurance processes.

Signed: _____Bryan Alonzo_____

For Axys Internal Use Only [XSL Template: FC2-Form4A.xsl; Created: 14-Jan-2022 12:36:42; Application: XMLTransformer-1.18.31;
Report Filename: PFOA_FC_LC_FC2L_008S16__Form4A_SJ3011689.html; Workgroup: WG79609; Design ID: 4482]

SGS AXYS METHOD MLA-110 Rev 02

Form 4B
LC MS/MS CALIBRATION VERIFICATION

SGS AXYS ANALYTICAL SERVICES
2045 MILLS RD., SIDNEY, B.C., CANADA
V8L 5X2 TEL (250) 655-5800 FAX (250) 655-5811

Initial Calibration Date:	22-Feb-2021	**VER Data Filename:**	FC2L_008 S: 16
Instrument ID:	LCMS/MS	**Analysis Date:**	11-Jan-2022
LC Column ID:	C18	**Analysis Time:**	00:30:47

LABELED COMPOUND	LAB FLAG [1]	RRT	QUANT TRANSITION	RATIO	EXPECTED CONC. (ng)	CONC. FOUND (ng)	RECOVERY (%)
13C4-PFBA		1.000	217 > 172		40.0	41.1	103
13C5-PFPeA		0.869	268 > 223		20.0	17.8	89.2
13C5-PFHxA		0.999	318 > 273	20.9	10.0	10.3	103
13C4-PFHpA		0.897	367 > 322		10.0	10.8	108
13C8-PFOA		0.999	421 > 376		10.0	9.69	96.9
13C9-PFNA		1.000	472 > 427		5.00	4.80	96.0
13C6-PFDA		1.000	519 > 474		5.00	5.19	104
13C7-PFUnA		1.049	570 > 525		5.00	4.77	95.3
13C2-PFDoA		1.082	615 > 570		5.00	4.62	92.3
13C2-PFTeDA		1.161	715 > 670		5.00	4.18	83.6
13C3-PFBS		0.805	302 > 80	2.85	10.0	11.1	111
13C3-PFHxS		1.000	402 > 80	2.36	10.0	10.0	100
13C8-PFOS		1.000	507 > 80	2.26	10.1	11.6	116
13C2-4:2 FTS		0.840	329 > 81	1.69	20.2	23.6	117
13C2-6:2 FTS		1.001	429 > 81	2.12	20.0	20.3	102
13C2-8:2 FTS		1.266	529 > 81	3.18	20.0	16.2	81.1
13C8-PFOSA		1.157	506 > 78		10.0	10.3	103
D3-N-MeFOSA		1.342	515 > 219		10.0	7.96	79.6
D5-N-EtFOSA		1.379	531 > 219		10.0	7.85	78.5
D3-MeFOSAA		1.313	573 > 419		20.0	12.2	61.2
D5-EtFOSAA		1.339	589 > 419		20.0	13.1	65.4
d7-NMe-FOSE		1.324	623 > 59		100	73.7	73.7
d9-NEt-FOSE		1.364	639 > 59		100	69.6	69.6
13C3-HFPO-DA		1.029	287 > 169	2.29	40.0	34.4	86.0

(1) Where applicable, custom lab flags have been used on this report.

These data are validated and reported as accurate and in accord with SGS AXYS Analytical Services Ltd. ISO17025 compliant quality assurance processes.

Signed: _____Bryan Alonzo_____

For Axys Internal Use Only [XSL Template: FC2-Form4B.xsl; Created: 14-Jan-2022 12:36:42; Application: XMLTransformer-1.18.31; Report Filename: PFOA_FC_LC_FC2L_008S16__Form4B_SJ3011689.html; Workgroup: WG79609; Design ID: 4482]

SGS AXYS METHOD MLA-110 Rev 02

Form 4A
LC MS/MS CALIBRATION VERIFICATION

SGS AXYS ANALYTICAL SERVICES
2045 MILLS RD., SIDNEY, B.C., CANADA
V8L 5X2 TEL (250) 655-5800 FAX (250) 655-5811

Initial Calibration Date:	22-Feb-2021	**VER Data Filename:**	FC2L_008 S: 32
Instrument ID:	LCMS/MS	**Analysis Date:**	11-Jan-2022
LC Column ID:	C18	**Analysis Time:**	04:00:02

COMPOUND	LAB FLAG [1]	RRT	QUANT TRANSITION	RATIO	EXPECTED CONC. (ng)	CONC. FOUND (ng)	RECOVERY (%)
PFBA		1.005	213 >169		20.0	20.1	100
PFPeA		1.000	263 > 219		10.0	9.01	90.1
PFHxA		1.000	313 > 269	4.55	5.00	5.20	104
PFHpA		0.999	363 > 319	2.05	5.00	5.19	104
PFOA		1.000	413 > 369	1.85	5.00	4.59	91.7
PFNA		1.000	463 > 419	2.70	5.00	4.84	96.7
PFDA		1.000	513 > 469	3.04	5.00	5.05	101
PFUnA		1.000	563 > 519	4.42	5.00	4.99	99.7
PFDoA		1.000	613 > 569	7.58	5.00	5.26	105
PFTrDA		0.962	663 > 619	3.12	5.00	5.51	110
PFTeDA		1.000	713 > 669	2.72	5.00	5.34	107
PFBS		1.001	299 > 80	2.27	5.00	4.22	84.5
PFPeS		0.889	349 > 80	2.27	5.01	5.74	114
PFHxS		1.001	399 > 80	2.43	5.00	5.19	104
PFHpS		0.920	449 > 80	2.08	5.01	4.83	96.4
PFOS		1.000	499 > 80	2.52	5.00	4.76	95.1
PFNS		1.046	549 > 80	2.28	5.01	4.84	96.5
PFDS		1.080	599 > 80	2.18	5.00	4.84	96.8
PFDoS		1.167	699 > 80	2.25	5.01	4.45	88.8
4:2 FTS		1.000	327 > 307	0.48	20.0	20.1	100
6:2 FTS		1.000	427 > 407	0.42	18.0	18.6	103
8:2 FTS		0.999	527 > 507	0.50	20.0	20.7	104
PFOSA		1.001	498 > 78		5.00	5.01	100
N-MeFOSA		1.000	512 > 219	0.48	5.75	5.85	102
N-EtFOSA		1.001	526 > 219	0.51	12.5	12.1	97.2
MeFOSAA		1.001	570 > 419	1.92	5.00	4.69	93.8
EtFOSAA		1.000	584 > 419	1.15	5.00	4.31	86.1
N-MeFOSE		1.002	616 > 59		50.0	53.6	107
N-EtFOSE		1.002	630 > 59		37.5	46.5	124
HFPO-DA		1.000	285 > 169	3.40	19.0	20.4	108
ADONA		1.094	377 > 251	1.09	20.0	21.9	109
9Cl-PF3ONS		0.966	531 > 351	3.20	20.0	20.8	104
11Cl-PF3OUdS		1.032	631 > 451	3.14	20.0	19.6	98.0
3:3 FTCA		0.849	241 > 177	2.11	20.0	14.7	73.5
5:3 FTCA		1.050	341 > 237	1.20	125	101	81.1
7:3 FTCA		1.341	441 > 317	0.70	125	98.2	78.6
PFEESA		1.033	315 > 135	9.04	5.00	5.29	106
PFMPA		0.608	229 > 85		10.0	9.59	95.9
PFMBA		1.062	279 > 85		5.00	4.07	81.4
NFDHA	NDR	0.989	295 > 201	2.29	10.0	9.76	97.6

(1) Where applicable, custom lab flags have been used on this report.

These data are validated and reported as accurate and in accord with SGS AXYS Analytical Services Ltd. ISO17025 compliant quality assurance processes.

Signed: _____Bryan Alonzo_____

For Axys Internal Use Only [XSL Template: FC2-Form4A.xsl; Created: 14-Jan-2022 12:36:42; Application: XMLTransformer-1.18.31; Report Filename: PFOA_FC_LC_FC2L_008S32__Form4A_SJ3011711.html; Workgroup: WG79609; Design ID: 4482]

SGS AXYS METHOD MLA-110 Rev 02

Form 4B
LC MS/MS CALIBRATION VERIFICATION

SGS AXYS ANALYTICAL SERVICES
2045 MILLS RD., SIDNEY, B.C., CANADA
V8L 5X2 TEL (250) 655-5800 FAX (250) 655-5811

Initial Calibration Date:	22-Feb-2021	**VER Data Filename:**	FC2L_008 S: 32
Instrument ID:	LCMS/MS	**Analysis Date:**	11-Jan-2022
LC Column ID:	C18	**Analysis Time:**	04:00:02

LABELED COMPOUND	LAB FLAG [1]	RRT	QUANT TRANSITION	RATIO	EXPECTED CONC. (ng)	CONC. FOUND (ng)	RECOVERY (%)
13C4-PFBA		1.000	217 > 172		40.0	41.4	104
13C5-PFPeA		0.868	268 > 223		20.0	16.8	84.1
13C5-PFHxA		1.000	318 > 273	21.9	10.0	8.17	81.7
13C4-PFHpA		0.897	367 > 322		10.0	9.96	99.6
13C8-PFOA		0.999	421 > 376		10.0	9.76	97.6
13C9-PFNA		1.001	472 > 427		5.00	4.87	97.4
13C6-PFDA		0.999	519 > 474		5.00	5.32	106
13C7-PFUnA		1.047	570 > 525		5.00	5.35	107
13C2-PFDoA		1.082	615 > 570		5.00	4.90	97.9
13C2-PFTeDA		1.160	715 > 670		5.00	4.50	89.9
13C3-PFBS		0.805	302 > 80	3.31	10.0	11.3	112
13C3-PFHxS		1.000	402 > 80	2.36	10.0	9.74	97.2
13C8-PFOS		1.000	507 > 80	2.11	10.1	10.9	109
13C2-4:2 FTS		0.841	329 > 81	1.77	20.2	22.4	111
13C2-6:2 FTS		1.001	429 > 81	1.99	20.0	20.0	100
13C2-8:2 FTS		1.267	529 > 81	3.15	20.0	17.2	85.9
13C8-PFOSA		1.157	506 > 78		10.0	10.1	101
D3-N-MeFOSA		1.343	515 > 219		10.0	7.51	75.1
D5-N-EtFOSA		1.380	531 > 219		10.0	7.55	75.5
D3-MeFOSAA		1.313	573 > 419		20.0	11.6	58.1
D5-EtFOSAA		1.340	589 > 419		20.0	12.8	63.8
d7-NMe-FOSE		1.325	623 > 59		100	71.6	71.6
d9-NEt-FOSE		1.364	639 > 59		100	58.4	58.4
13C3-HFPO-DA		1.030	287 > 169	2.90	40.0	32.7	81.8

(1) Where applicable, custom lab flags have been used on this report.

These data are validated and reported as accurate and in accord with SGS AXYS Analytical Services Ltd. ISO17025 compliant quality assurance processes.

Signed: _____Bryan Alonzo_____

For Axys Internal Use Only [XSL Template: FC2-Form4B.xsl; Created: 14-Jan-2022 12:36:42; Application: XMLTransformer-1.18.31; Report Filename: PFOA_FC_LC_FC2L_008S32__Form4B_SJ3011711.html; Workgroup: WG79609; Design ID: 4482]

Quantify Sample Report **MassLynx MassLynx V4.1 SCN909**
SGS Axys Analytical Services, Ltd.

Dataset: G:\Masslynx\Inst_L\PFAS\quanfile\FC2L_008_TDCA_PFOS.qld

Last Altered: Wednesday, January 12, 2022 14:11:32 Pacific Standard Time
Printed: Thursday, January 13, 2022 10:59:49 Pacific Standard Time

Method: G:\Masslynx\Master Methods\MassLynx SCN 909\UPLC\FC_110_UPLC_TDCA_PFOS.mdb 06 Dec 2021 13:59:08
Calibration: 12 Jan 2022 14:11:31

ID: FC049A-CAL,, /01 PFOS TDCAs, Name: FC2L_008S15, Description: 1,,2uL, Date: 11-Jan-2022, Time: 00:17:42

PFOS_TDCA

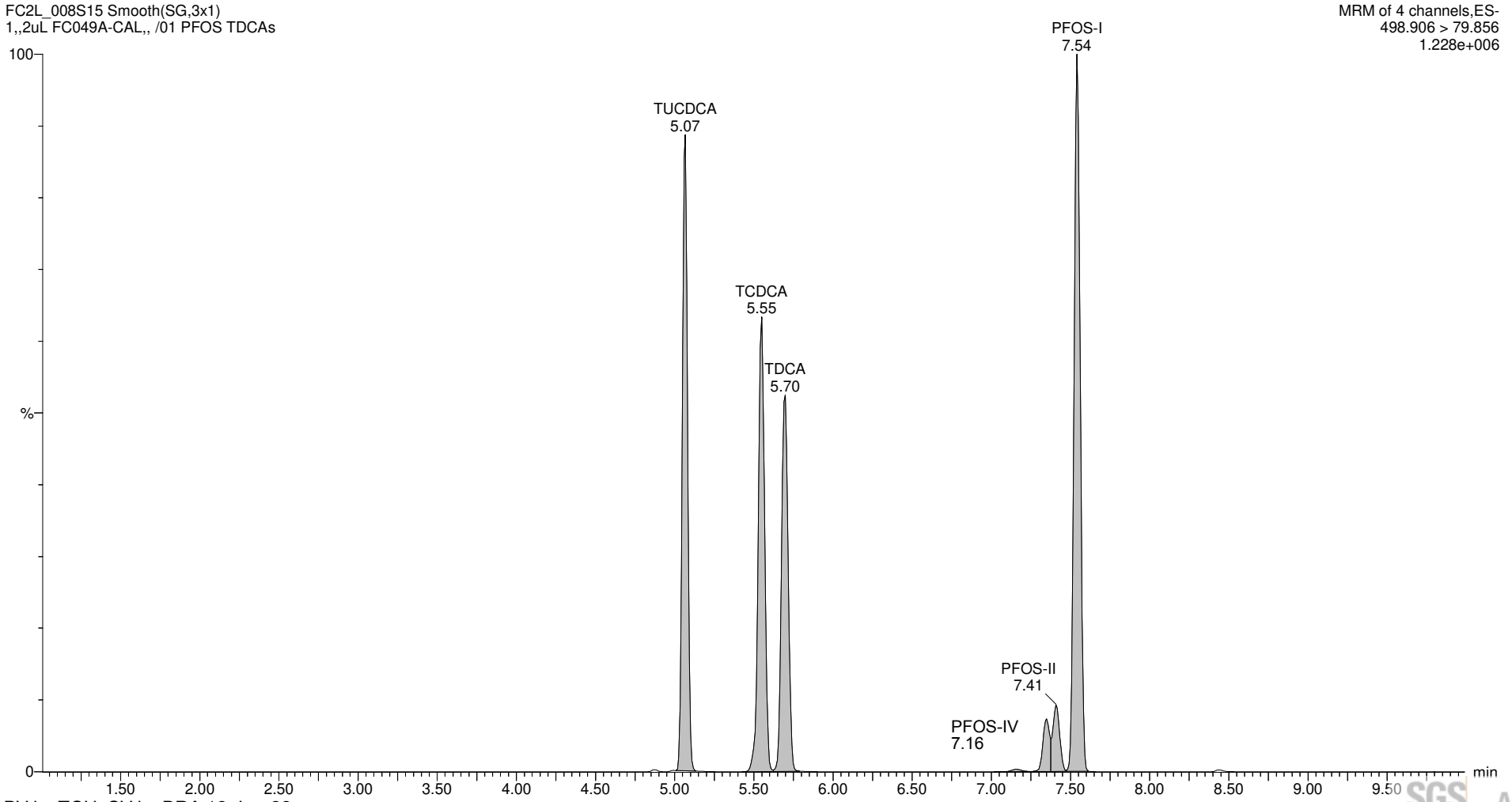

PV by TCH, SV by BRA 13-Jan-22

www.sgsaxys.com

Sample List Report **MassLynx MassLynx V4.2 SCN1001**

Sample List: G:\Masslynx\Inst_L_Master.PRO\Sample DB\FC2L_009.SPL
Last Modified: Tuesday, January 11, 2022 15:46:27 Pacific Standard Time
Printed: Tuesday, January 11, 2022 15:48:02 Pacific Standard Time

Page Position (1, 1)

	File Name	Sample ID	File Text	Bottle	SignIn	SignOut	Inj VoL	EXP
1	FC2L_009S01	MeOH,, MLA110 UPLC option	1,,2uL	1:8,A	GW	AM	2.0	Eg
2	FC2L_009S02	MeOH,, more Targets for EPA	1,,2uL	1:8,A	---	---	2.0	---
3	FC2L_009S03	MeOH,, A new format	1,,2uL	1:8,A	---	---	2.0	---
4	FC2L_009S04	FC046A-CAL,, /01	1,,2uL	2:8,D	---	---	2.0	---
5	FC2L_009S05	MeOH,, MLA914-PFAS UPLC_01	1,,2uL	1:8,A	---	---	2.0	---
6	FC2L_009S06	FC046E-CAL,, /01	1,,2uL	2:8,F	---	---	2.0	---
7	FC2L_009S07	MeOH,, Optimized MRM exp	1,,2uL	1:8,A	---	---	2.0	---
8	FC2L_009S08	MeOH,, MLA110 column	1,,2uL	2:8,A	---	---	2.0	---
9	FC2L_009S09	MeOH,, LIN 1L_080	1,,2uL	2:8,A	---	---	2.0	---
10	FC2L_009S10	MeOH,, with trap	1,,2uL	2:8,A	---	---	2.0	---
11	FC2L_009S11	FC046(0)-SUR,, /01	1,,2uL	2:8,B	---	---	2.0	---
12	FC2L_009S12	FC046A-CAL,, /01	1,,2uL	2:8,D	---	---	2.0	---
13	FC2L_009S13	FC046C-CAL,, /01	1,,2uL	2:8,E	---	---	2.0	---
14	FC2L_009S14	FC049A-CAL,, /01 PFOS TDCAs	1,,2uL	2:7,F	---	---	2.0	---
15	FC2L_009S15	FC046E2-CAL,, /01	1,,2uL	2:8,F	---	---	2.0	---
16	FC2L_009S16	FC048A-CAL,, /01 branched	1,,2uL	2:8,C	---	---	2.0	---
17	FC2L_009S17	WG79609-106,i, SAR	1,WG79609,2/4000uL	2:5,E	---	---	2.0	---
18	FC2L_009S18	WG79609-103,i, SPML	1,WG79609,2/4000uL	2:5,F	---	---	2.0	---
19	FC2L_009S19	WG79609-102,i, SPM	1,WG79609,2/4000uL	2:6,A	---	---	2.0	---
20	FC2L_009S20	FC046(0)-SUR,, /01	1,,2uL	2:8,B	---	---	2.0	---
21	FC2L_009S21	WG79609-101,i, BLK	1,WG79609,2/4000uL	2:6,B	---	---	2.0	---
22	FC2L_009S22	L36258-1,i,	1,WG79609,2/4000uL	2:6,C	---	---	2.0	---
23	FC2L_009S23	L36258-2,i,	1,WG79609,2/4000uL	2:6,D	---	---	2.0	---
24	FC2L_009S24	L36258-3,i,	1,WG79609,2/4000uL	2:6,E	---	---	2.0	---
25	FC2L_009S25	MeOH,,	1,,2uL	2:8,A	---	---	2.0	---
26	FC2L_009S26	L36271-1,i,	1,WG79609,2/4000uL	2:6,F	---	---	2.0	---
27	FC2L_009S27	L36271-2,i,	1,WG79609,2/4000uL	2:7,A	---	---	2.0	---
28	FC2L_009S28	L36271-3,i,	1,WG79609,2/4000uL	2:7,B	---	---	2.0	---
29	FC2L_009S29	WG79609-104,i, MS	1,WG79609,2/4000uL	2:7,C	---	---	2.0	---
30	FC2L_009S30	WG79609-105,i, MSD	1,WG79609,2/4000uL	2:7,D	---	---	2.0	---
31	FC2L_009S31	FC046E2-CAL,, /01	1,,2uL	2:8,F	---	---	2.0	---
32	FC2L_009S32	WG79541-103,, SAR	1,WG79541,2/4000uL	2:3,A	---	---	2.0	---
33	FC2L_009S33	WG79541-102,, SPM	1,WG79541,2/4000uL	2:3,B	---	---	2.0	---
34	FC2L_009S34	FC046(0)-SUR,, /01	1,,2uL	2:8,B	---	---	2.0	---
35	FC2L_009S35	WG79541-101,, BLK	1,WG79541,2/4000uL	2:3,C	---	---	2.0	---
36	FC2L_009S36	L32699-41,,	1,WG79541,2/4000uL	2:3,D	---	---	2.0	---
37	FC2L_009S37	L32699-42,,	1,WG79541,2/4000uL	2:3,E	---	---	2.0	---
38	FC2L_009S38	L32699-43,,	1,WG79541,2/4000uL	2:3,F	---	---	2.0	---
39	FC2L_009S39	L32699-41,, F1	1,WG79541,2/4000uL	2:4,A	---	---	2.0	---
40	FC2L_009S40	L32699-42,, F1	1,WG79541,2/4000uL	2:4,B	---	---	2.0	---
41	FC2L_009S41	L32699-43,, F1	1,WG79541,2/4000uL	2:4,C	---	---	2.0	---
42	FC2L_009S42	FC046E2-CAL,, /01	1,,2uL	2:8,F	---	---	2.0	---
43	FC2L_009S43	WG79445-105,, SAR	1,WG79445,2/4000uL	1:7,D	---	AM	2.0	---
44	FC2L_009S44	WG79445-103,, SPML	1,WG79445,2/4000uL	1:7,E	---	---	2.0	---
45	FC2L_009S45	WG79445-102,, SPM	1,WG79445,2/4000uL	1:7,F	---	---	2.0	---
46	FC2L_009S46	WG79445-104,, SPMDUP	1,WG79445,2/4000uL	1:8,B	---	---	2.0	---
47	FC2L_009S47	FC046(0)-SUR,, /01	1,,2uL	2:8,B	---	---	2.0	---
48	FC2L_009S48	WG79445-101,, BLK	1,WG79445,2/4000uL	1:8,C	---	---	2.0	---
49	FC2L_009S49	L36163-1,R,	1,WG79445,2/4000uL	1:8,D	---	---	2.0	---
50	FC2L_009S50	L36163-2,R,	1,WG79445,2/4000uL	1:8,E	---	---	2.0	---
51	FC2L_009S51	FC046E2-CAL,, /01	1,,2uL	2:8,F	---	---	2.0	---

SGS AXYS METHOD MLA-110 Rev 02

Form 4A
LC MS/MS CALIBRATION VERIFICATION

SGS AXYS ANALYTICAL SERVICES
2045 MILLS RD., SIDNEY, B.C., CANADA
V8L 5X2 TEL (250) 655-5800 FAX (250) 655-5811

Initial Calibration Date:	22-Feb-2021	**VER Data Filename:**	FC2L_009 S: 15
Instrument ID:	LCMS/MS	**Analysis Date:**	11-Jan-2022
LC Column ID:	C18	**Analysis Time:**	15:35:30

COMPOUND	LAB FLAG [1]	RRT	QUANT TRANSITION	RATIO	EXPECTED CONC. (ng)	CONC. FOUND (ng)	RECOVERY (%)
PFBA		1.000	213 >169		20.0	20.3	102
PFPeA		1.002	263 > 219		10.0	9.14	91.4
PFHxA		1.000	313 > 269	5.23	5.00	4.63	92.6
PFHpA		1.001	363 > 319	1.97	5.00	4.58	91.6
PFOA		1.000	413 > 369	1.88	5.00	4.56	91.2
PFNA		1.001	463 > 419	2.87	5.00	4.91	98.1
PFDA		1.000	513 > 469	3.06	5.00	4.97	99.4
PFUnA		1.000	563 > 519	4.67	5.00	5.25	105
PFDoA		1.000	613 > 569	6.91	5.00	4.76	95.2
PFTrDA		0.962	663 > 619	2.94	5.00	5.04	101
PFTeDA		1.000	713 > 669	2.51	5.00	4.92	98.5
PFBS		1.000	299 > 80	2.77	5.00	5.78	116
PFPeS		0.889	349 > 80	2.10	5.01	5.32	106
PFHxS		1.000	399 > 80	2.35	5.00	4.51	90.3
PFHpS		0.918	449 > 80	2.09	5.01	4.91	98.0
PFOS		1.000	499 > 80	2.29	5.00	4.11	82.2
PFNS		1.046	549 > 80	2.31	5.01	4.84	96.7
PFDS		1.080	599 > 80	2.15	5.00	4.74	94.8
PFDoS		1.167	699 > 80	2.22	5.01	4.48	89.5
4:2 FTS		0.999	327 > 307	0.42	20.0	19.6	98.1
6:2 FTS		1.000	427 > 407	0.42	18.0	18.9	105
8:2 FTS		1.000	527 > 507	0.53	20.0	21.7	109
PFOSA		1.001	498 > 78		5.00	4.58	91.6
N-MeFOSA		1.000	512 > 219	0.55	5.75	5.55	96.5
N-EtFOSA		1.001	526 > 219	0.55	12.5	9.61	76.9
MeFOSAA		1.000	570 > 419	1.99	5.00	4.09	81.8
EtFOSAA		1.001	584 > 419	1.28	5.00	4.43	88.7
N-MeFOSE		1.002	616 > 59		50.0	46.3	92.6
N-EtFOSE		1.002	630 > 59		37.5	31.8	84.9
HFPO-DA		1.000	285 > 169	2.90	19.0	20.6	108
ADONA		1.094	377 > 251	1.04	20.0	21.8	109
9Cl-PF3ONS		0.966	531 > 351	3.04	20.0	21.0	105
11Cl-PF3OUdS		1.032	631 > 451	3.12	20.0	20.0	99.7
3:3 FTCA		0.835	241 > 177	1.81	20.0	15.4	76.9
5:3 FTCA		1.051	341 > 237	1.25	125	93.4	74.7
7:3 FTCA		1.339	441 > 317	0.70	125	47.7	38.2
PFEESA		1.033	315 > 135	9.26	5.00	4.87	97.5
PFMPA		0.593	229 > 85		10.0	9.57	95.7
PFMBA		1.066	279 > 85		5.00	4.95	98.9
NFDHA	NDR	0.989	295 > 201	2.00	10.0	9.49	94.9

(1) Where applicable, custom lab flags have been used on this report.

These data are validated and reported as accurate and in accord with SGS AXYS Analytical Services Ltd. ISO17025 compliant quality assurance processes.

Signed: _____Bryan Alonzo_____

For Axys Internal Use Only [XSL Template: FC2-Form4A.xsl; Created: 14-Jan-2022 12:36:42; Application: XMLTransformer-1.18.31; Report Filename: PFOA_FC_LC_FC2L_009S15__Form4A_SJ3012414.html; Workgroup: WG79609; Design ID: 4482]

SGS AXYS METHOD MLA-110 Rev 02

Form 4B
LC MS/MS CALIBRATION VERIFICATION

SGS AXYS ANALYTICAL SERVICES
2045 MILLS RD., SIDNEY, B.C., CANADA
V8L 5X2 TEL (250) 655-5800 FAX (250) 655-5811

Initial Calibration Date:	22-Feb-2021	**VER Data Filename:**	FC2L_009 S: 15
Instrument ID:	LCMS/MS	**Analysis Date:**	11-Jan-2022
LC Column ID:	C18	**Analysis Time:**	15:35:30

LABELED COMPOUND	LAB FLAG [1]	RRT	QUANT TRANSITION	RATIO	EXPECTED CONC. (ng)	CONC. FOUND (ng)	RECOVERY (%)
13C4-PFBA		1.000	217 > 172		40.0	41.2	103
13C5-PFPeA		0.865	268 > 223		20.0	19.3	96.4
13C5-PFHxA		1.000	318 > 273	23.6	10.0	10.8	108
13C4-PFHpA		0.897	367 > 322		10.0	11.4	114
13C8-PFOA		1.000	421 > 376		10.0	9.83	98.3
13C9-PFNA		1.000	472 > 427		5.00	4.82	96.4
13C6-PFDA		1.000	519 > 474		5.00	5.14	103
13C7-PFUnA		1.049	570 > 525		5.00	5.07	101
13C2-PFDoA		1.083	615 > 570		5.00	4.91	98.2
13C2-PFTeDA		1.161	715 > 670		5.00	4.38	87.5
13C3-PFBS		0.805	302 > 80	2.84	10.0	9.14	91.2
13C3-PFHxS		1.000	402 > 80	2.36	10.0	9.95	99.4
13C8-PFOS		1.000	507 > 80	2.08	10.1	10.8	108
13C2-4:2 FTS		0.841	329 > 81	1.87	20.2	22.6	112
13C2-6:2 FTS		1.001	429 > 81	2.03	20.0	20.8	104
13C2-8:2 FTS		1.268	529 > 81	3.11	20.0	17.2	85.8
13C8-PFOSA		1.156	506 > 78		10.0	9.99	99.9
D3-N-MeFOSA		1.342	515 > 219		10.0	7.23	72.3
D5-N-EtFOSA		1.380	531 > 219		10.0	7.35	73.5
D3-MeFOSAA		1.315	573 > 419		20.0	11.9	59.4
D5-EtFOSAA		1.341	589 > 419		20.0	12.6	62.8
d7-NMe-FOSE		1.324	623 > 59		100	73.9	73.9
d9-NEt-FOSE		1.364	639 > 59		100	61.7	61.7
13C3-HFPO-DA		1.030	287 > 169	2.26	40.0	38.3	95.7

(1) Where applicable, custom lab flags have been used on this report.

These data are validated and reported as accurate and in accord with SGS AXYS Analytical Services Ltd. ISO17025 compliant quality assurance processes.

Signed: _____Bryan Alonzo_____

For Axys Internal Use Only [XSL Template: FC2-Form4B.xsl; Created: 14-Jan-2022 12:36:42; Application: XMLTransformer-1.18.31; Report Filename: PFOA_FC_LC_FC2L_009S15__Form4B_SJ3012414.html; Workgroup: WG79609; Design ID: 4482]

SGS AXYS METHOD MLA-110 Rev 02

Form 4A
LC MS/MS CALIBRATION VERIFICATION

SGS AXYS ANALYTICAL SERVICES
2045 MILLS RD., SIDNEY, B.C., CANADA
V8L 5X2 TEL (250) 655-5800 FAX (250) 655-5811

Initial Calibration Date:	22-Feb-2021	**VER Data Filename:**	FC2L_009 S: 31
Instrument ID:	LCMS/MS	**Analysis Date:**	11-Jan-2022
LC Column ID:	C18	**Analysis Time:**	18:56:14

COMPOUND	LAB FLAG [1]	RRT	QUANT TRANSITION	RATIO	EXPECTED CONC. (ng)	CONC. FOUND (ng)	RECOVERY (%)
PFBA		1.005	213 >169		20.0	20.5	102
PFPeA		1.002	263 > 219		10.0	9.49	94.9
PFHxA		1.000	313 > 269	4.49	5.00	4.83	96.6
PFHpA		1.000	363 > 319	2.01	5.00	5.15	103
PFOA		1.000	413 > 369	2.03	5.00	4.83	96.6
PFNA		1.001	463 > 419	2.86	5.00	4.95	99.0
PFDA		1.000	513 > 469	3.07	5.00	5.24	105
PFUnA		1.000	563 > 519	4.79	5.00	5.14	103
PFDoA		1.000	613 > 569	7.55	5.00	5.10	102
PFTrDA		0.962	663 > 619	2.92	5.00	5.31	106
PFTeDA		1.000	713 > 669	2.63	5.00	5.09	102
PFBS		1.000	299 > 80	2.70	5.00	5.04	101
PFPeS		0.890	349 > 80	2.21	5.01	5.54	111
PFHxS		1.001	399 > 80	2.27	5.00	4.36	87.1
PFHpS		0.919	449 > 80	2.08	5.01	5.02	100
PFOS		1.000	499 > 80	2.33	5.00	3.90	78.0
PFNS		1.047	549 > 80	2.22	5.01	4.67	93.2
PFDS		1.081	599 > 80	2.32	5.00	4.86	97.2
PFDoS		1.166	699 > 80	2.14	5.01	4.40	87.9
4:2 FTS		1.000	327 > 307	0.41	20.0	18.1	90.7
6:2 FTS		1.000	427 > 407	0.42	18.0	18.5	103
8:2 FTS		1.000	527 > 507	0.56	20.0	22.2	111
PFOSA		1.001	498 > 78		5.00	4.55	91.0
N-MeFOSA		1.000	512 > 219	0.54	5.75	5.42	94.2
N-EtFOSA		1.001	526 > 219	0.57	12.5	9.78	78.3
MeFOSAA		1.001	570 > 419	2.36	5.00	4.45	88.9
EtFOSAA		1.000	584 > 419	1.27	5.00	4.02	80.4
N-MeFOSE		1.002	616 > 59		50.0	45.7	91.4
N-EtFOSE		1.002	630 > 59		37.5	31.6	84.2
HFPO-DA	NDR	1.000	285 > 169	4.41	19.0	19.8	104
ADONA		1.093	377 > 251	1.06	20.0	21.6	108
9Cl-PF3ONS		0.966	531 > 351	3.15	20.0	20.8	104
11Cl-PF3OUdS		1.032	631 > 451	3.21	20.0	19.3	96.6
3:3 FTCA		0.840	241 > 177	1.88	20.0	15.1	75.6
5:3 FTCA		1.050	341 > 237	1.35	125	95.3	76.2
7:3 FTCA		1.334	441 > 317	0.69	125	88.1	70.5
PFEESA		1.031	315 > 135	8.91	5.00	4.80	96.1
PFMPA		0.597	229 > 85		10.0	10.1	101
PFMBA		1.067	279 > 85		5.00	4.62	92.5
NFDHA	NDR	0.987	295 > 201	1.73	10.0	5.05	50.5

(1) Where applicable, custom lab flags have been used on this report.

These data are validated and reported as accurate and in accord with SGS AXYS Analytical Services Ltd. ISO17025 compliant quality assurance processes.

Signed: _____Bryan Alonzo_____

For Axys Internal Use Only [XSL Template: FC2-Form4A.xsl; Created: 14-Jan-2022 12:36:42; Application: XMLTransformer-1.18.31; Report Filename: PFOA_FC_LC_FC2L_009S31__Form4A_SJ3012436.html; Workgroup: WG79609; Design ID: 4482]

SGS AXYS METHOD MLA-110 Rev 02

Form 4B
LC MS/MS CALIBRATION VERIFICATION

SGS AXYS ANALYTICAL SERVICES
2045 MILLS RD., SIDNEY, B.C., CANADA
V8L 5X2 TEL (250) 655-5800 FAX (250) 655-5811

Initial Calibration Date:	22-Feb-2021	**VER Data Filename:**	FC2L_009 S: 31
Instrument ID:	LCMS/MS	**Analysis Date:**	11-Jan-2022
LC Column ID:	C18	**Analysis Time:**	18:56:14

LABELED COMPOUND	LAB FLAG [1]	RRT	QUANT TRANSITION	RATIO	EXPECTED CONC. (ng)	CONC. FOUND (ng)	RECOVERY (%)
13C4-PFBA		1.000	217 > 172		40.0	40.7	102
13C5-PFPeA		0.864	268 > 223		20.0	19.3	96.7
13C5-PFHxA		1.000	318 > 273	23.2	10.0	10.8	108
13C4-PFHpA		0.898	367 > 322		10.0	10.1	101
13C8-PFOA		1.000	421 > 376		10.0	9.47	94.7
13C9-PFNA		1.000	472 > 427		5.00	4.68	93.7
13C6-PFDA		1.000	519 > 474		5.00	5.11	102
13C7-PFUnA		1.049	570 > 525		5.00	5.31	106
13C2-PFDoA		1.083	615 > 570		5.00	4.92	98.5
13C2-PFTeDA		1.162	715 > 670		5.00	4.53	90.6
13C3-PFBS		0.806	302 > 80	2.88	10.0	9.67	96.4
13C3-PFHxS		0.999	402 > 80	2.29	10.0	9.54	95.3
13C8-PFOS		1.000	507 > 80	2.14	10.1	10.9	108
13C2-4:2 FTS		0.841	329 > 81	2.23	20.2	21.8	108
13C2-6:2 FTS		1.001	429 > 81	2.14	20.0	20.9	105
13C2-8:2 FTS		1.268	529 > 81	3.19	20.0	17.9	89.3
13C8-PFOSA		1.155	506 > 78		10.0	9.88	98.8
D3-N-MeFOSA		1.343	515 > 219		10.0	7.69	76.9
D5-N-EtFOSA		1.381	531 > 219		10.0	7.31	73.1
D3-MeFOSAA		1.316	573 > 419		20.0	11.6	58.2
D5-EtFOSAA		1.343	589 > 419		20.0	13.1	65.7
d7-NMe-FOSE		1.325	623 > 59		100	73.7	73.7
d9-NEt-FOSE		1.364	639 > 59		100	61.1	61.1
13C3-HFPO-DA		1.030	287 > 169	2.90	40.0	39.6	99.1

(1) Where applicable, custom lab flags have been used on this report.

These data are validated and reported as accurate and in accord with SGS AXYS Analytical Services Ltd. ISO17025 compliant quality assurance processes.

Signed: _____Bryan Alonzo_____

For Axys Internal Use Only [XSL Template: FC2-Form4B.xsl; Created: 14-Jan-2022 12:36:42; Application: XMLTransformer-1.18.31; Report Filename: PFOA_FC_LC_FC2L_009S31__Form4B_SJ3012436.html; Workgroup: WG79609; Design ID: 4482]

Quantify Sample Report **MassLynx MassLynx V4.1 SCN909**
SGS Axys Analytical Services, Ltd.

Dataset: G:\Masslynx\Inst_L\PFAS\quanfile\FC2L_009_TDCA_PFOS.qld

Last Altered: Wednesday, January 12, 2022 14:13:39 Pacific Standard Time
Printed: Friday, January 14, 2022 10:45:07 Pacific Standard Time

Method: G:\Masslynx\Master Methods\MassLynx SCN 909\UPLC\FC_110_UPLC_TDCA_PFOS.mdb 06 Dec 2021 13:59:08
Calibration: 12 Jan 2022 14:13:39

ID: FC049A-CAL,, /01 PFOS TDCAs, Name: FC2L_009S14, Description: 1,,2uL, Date: 11-Jan-2022, Time: 14:38:03

PFOS_TDCA

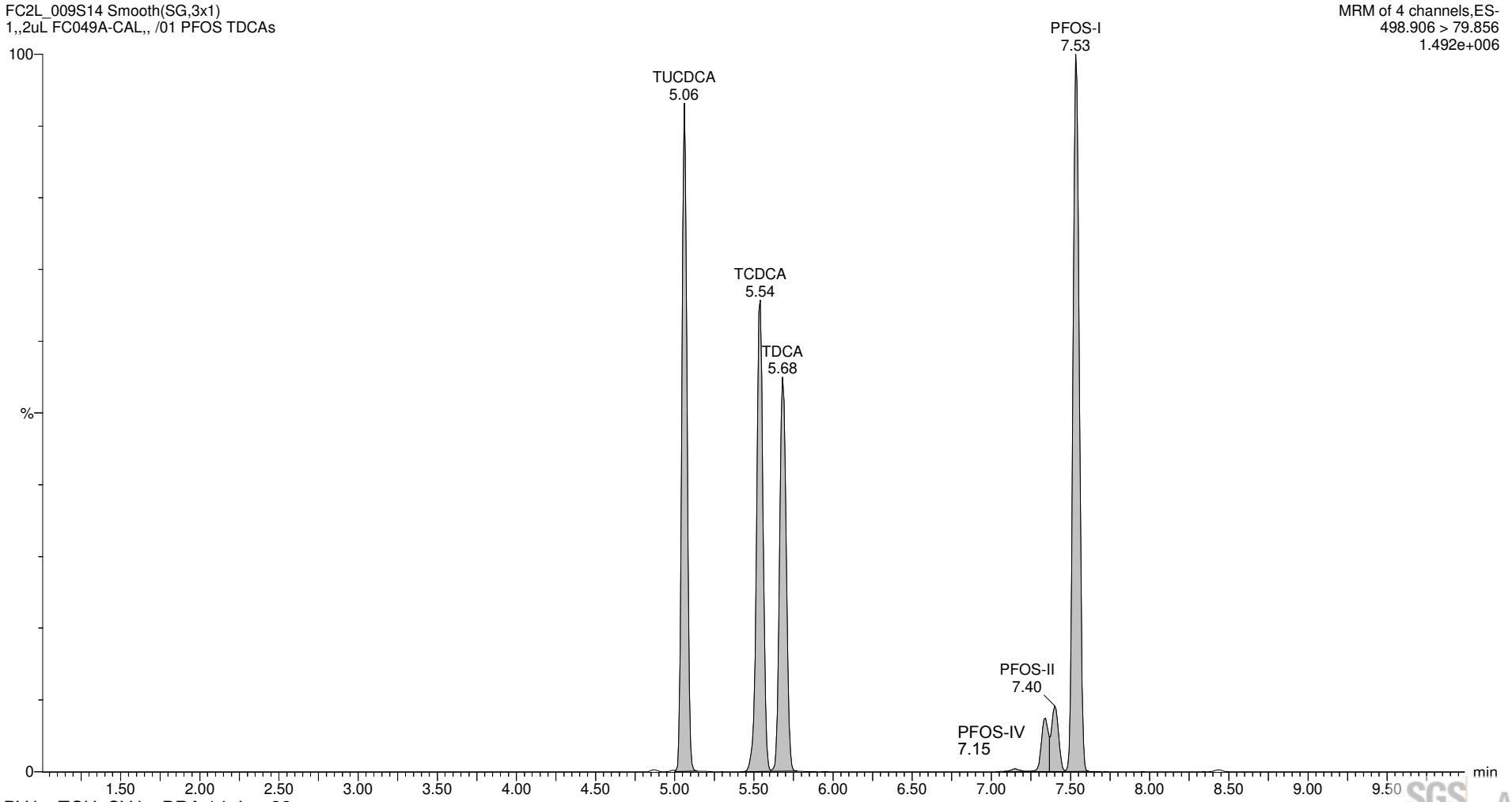

PV by TCH, SV by BRA 14-Jan-22

SGS AXYS METHOD MLA-110 Rev 02

AUDIT 1A CHANGE REPORT

CLIENT SAMPLE NO.
ERH2262
Sample Collection:
20-Dec-2021 09:30

SGS AXYS ANALYTICAL SERVICES
2045 MILLS RD., SIDNEY, B.C., CANADA
V8L 5X2 TEL (250) 655-5800 FAX (250) 655-5811

Project No. 60571032.02.46.02 - CV18F0126

Contract No.: 5176 **Lab Sample I.D.:** L36258-1

Sample Data Filename: **FC2L_008 S: 23** **Instrument ID:** LCMS/MS

Analysis Date: 11-Jan-2022 **Time:** 02:02:15 **GC Column ID:** C18

Extract Volume (uL): 4000 **Injection Volume (uL):** 2

COMPOUND	ORIG. CONC.	FINAL CONC.	CHANGE CONC. (Final/Orig.)	ORIG. AREA	FINAL AREA	CHANGE AREA (Final/Orig.)	ORIG. RATIO	FINAL RATIO
PFBA	0.177	0	0					
PFPEA		0	10000					
PFHXA	0.080	0	0					
PFHPA	0.059	0	0					
PFOA	0	0	10000	0	0	10000		
PFNA	0	0	10000	0	0	10000		
PFDA	0.066	0	0					
PFUNA	0.042	0	0					
PFDOA	0.063	0	0					
PFTRDA		0	10000					
PFTEDA		0	10000					
PFBS	0.009	0	0					
PFPES	0.000	0	0					
PFHXS	0.075	0	0					
PFHPS	0.000	0	0					
PFOS	0.002	0	0					
PFNS	0.000	0	0					
PFDS	0.002	0	0					
PFDOS		0	10000					
4:2 FTS	0.009	0	0					
6:2 FTS	0.008	0	0					
8:2 FTS	0.031	0	0					
PFOSA	0.057	0	0					
N-MEFOSA	0.044	0	0					
N-ETFOSA	0.034	0	0					
MEFOSAA	0	0	10000	0	0	10000		
ETFOSAA	0	0	10000	0	0	10000		
N-MEFOSE	0.069	0	0					
N-ETFOSE	0.134	0	0					
HFPO-DA	0.008	0	0					
ADONA	0.002	0	0					
9CL-PF3ONS		0	10000					
11CL-PF3OUDS		0	10000					
3:3 FTCA		0	10000					
5:3 FTCA		0	10000					
7:3 FTCA		0	10000					
PFEESA	0.001	0	0					
PFMPA	0.006	0	0					
PFMBA	0.000	0	0					
NFDHA	0.015	0	0					

These data are validated and reported as accurate and in accord with SGS AXYS Analytical Services Ltd. ISO17025 compliant quality assurance processes.

Signed: _____Bryan Alonzo_____

For Axys Internal Use Only [XSL Template: Audit1A.xsl; Created: 14-Jan-2022 12:36:42; Application: XMLTransformer-1.18.31;
Report Filename: AUDIT_FC_LC_PFAS_DOD_L36258-1_Audit1A_FC2L_008S23_SJ3011702.html; Workgroup: WG79609; Design ID: 4482]

SGS AXYS METHOD MLA-110 Rev 02

AUDIT 1B CHANGE REPORT

CLIENT SAMPLE NO.
ERH2262
Sample Collection:
20-Dec-2021 09:30

SGS AXYS ANALYTICAL SERVICES
2045 MILLS RD., SIDNEY, B.C., CANADA
V8L 5X2 TEL (250) 655-5800 FAX (250) 655-5811

Project No. 60571032.02.46.02 - CV18F0126

Contract No.: 5176 **Lab Sample I.D.:** L36258-1

Sample Data Filename: **FC2L_008 S: 23** **Instrument ID:** LCMS/MS

Analysis Date: 11-Jan-2022 **Time:** 02:02:15 **GC Column ID:** C18

Extract Volume (uL): 4000 **Injection Volume (uL):** 2

COMPOUND	ORIG. SDL	FINAL SDL	CHANGE SDL (Final/Orig.)	ORIG. QUAL	FINAL QUAL	ORIG. RT	FINAL RT	REVIEWED BY	REVIEWED DATE
PFBA					ND			TCHEN	12-JAN-2022
PFPEA					ND			TCHEN	12-JAN-2022
PFHXA				NDR	ND(R)			TCHEN	12-JAN-2022
PFHPA				NDR	ND(R)			TCHEN	12-JAN-2022
PFOA				NDR	ND			TCHEN	12-JAN-2022
PFNA					ND			TCHEN	12-JAN-2022
PFDA				NDR	ND(R)			TCHEN	12-JAN-2022
PFUNA				NDR	ND(R)			TCHEN	12-JAN-2022
PFDOA				NDR	ND(R)			TCHEN	12-JAN-2022
PFTRDA					ND			TCHEN	12-JAN-2022
PFTEDA					ND			TCHEN	12-JAN-2022
PFBS					ND			TCHEN	12-JAN-2022
PFPES				NDR	ND(R)			TCHEN	12-JAN-2022
PFHXS					ND			TCHEN	12-JAN-2022
PFHPS				NDR	ND(R)			TCHEN	12-JAN-2022
PFOS				NDR	ND(R)			TCHEN	12-JAN-2022
PFNS				NDR	ND(R)			TCHEN	12-JAN-2022
PFDS					ND			TCHEN	12-JAN-2022
PFDOS					ND			TCHEN	12-JAN-2022
4:2 FTS					ND			TCHEN	12-JAN-2022
6:2 FTS				NDR	ND(R)			TCHEN	12-JAN-2022
8:2 FTS				NDR	ND(R)			TCHEN	12-JAN-2022
PFOSA					ND			TCHEN	12-JAN-2022
N-MEFOSA				NDR	ND(R)			TCHEN	12-JAN-2022
N-ETFOSA					ND			TCHEN	12-JAN-2022
MEFOSAA					ND			TCHEN	12-JAN-2022
ETFOSAA					ND			TCHEN	12-JAN-2022
N-MEFOSE					ND			TCHEN	12-JAN-2022
N-ETFOSE					ND			TCHEN	12-JAN-2022
HFPO-DA				NDR	ND(R)			TCHEN	12-JAN-2022
ADONA				NDR	ND(R)			TCHEN	12-JAN-2022
9CL-PF3ONS					ND			TCHEN	12-JAN-2022
11CL-PF3OUDS					ND			TCHEN	12-JAN-2022
3:3 FTCA					ND			TCHEN	12-JAN-2022
5:3 FTCA					ND			TCHEN	12-JAN-2022
7:3 FTCA					ND			TCHEN	12-JAN-2022
PFEESA				NDR	ND(R)			TCHEN	12-JAN-2022
PFMPA					ND			TCHEN	12-JAN-2022
PFMBA					ND			TCHEN	12-JAN-2022
NFDHA				NDR	ND(R)			TCHEN	12-JAN-2022

These data are validated and reported as accurate and in accord with SGS AXYS Analytical Services Ltd. ISO17025 compliant quality assurance processes.

Signed: _____Bryan Alonzo_____

For Axys Internal Use Only [XSL Template: Audit1B.xsl; Created: 14-Jan-2022 12:36:42; Application: XMLTransformer-1.18.31;
Report Filename: AUDIT_FC_LC_PFAS_DOD_L36258-1_Audit1B_FC2L_008S23_SJ3011702.html; Workgroup: WG79609; Design ID: 4482]

SGS AXYS METHOD MLA-110 Rev 02

AUDIT 1A CHANGE REPORT

CLIENT SAMPLE NO.
ERH2262
Sample Collection:
20-Dec-2021 09:30

SGS AXYS ANALYTICAL SERVICES
2045 MILLS RD., SIDNEY, B.C., CANADA
V8L 5X2 TEL (250) 655-5800 FAX (250) 655-5811

Project No. 60571032.02.46.02 - CV18F0126

Contract No.: 5176 **Lab Sample I.D.:** L36258-1 i

Sample Data Filename: **FC2L_009 S: 22** **Instrument ID:** LCMS/MS

Analysis Date: 11-Jan-2022 **Time:** 16:55:59 **GC Column ID:** C18

Extract Volume (uL): 4000 **Injection Volume (uL):** 2

COMPOUND	ORIG. CONC.	FINAL CONC.	CHANGE CONC. (Final/Orig.)	ORIG. AREA	FINAL AREA	CHANGE AREA (Final/Orig.)	ORIG. RATIO	FINAL RATIO
PFBA		0	10000					
PFPEA		0	10000					
PFHXA	0.064	0	0					
PFHPA		0	10000					
PFOA	0	0	10000	0	0	10000		
PFNA	0	0	10000	0	0	10000		
PFDA		0	10000					
PFUNA		0	10000					
PFDOA	0.042	0	0					
PFTRDA		0	10000					
PFTEDA		0	10000					
PFBS		0	10000					
PFPES	0.000	0	0					
PFHXS	0.046	0	0					
PFHPS	0.001	0	0					
PFOS	0	0	10000	0	0	10000		
PFNS	0.003	0	0					
PFDS	0.009	0	0					
PFDOS		0	10000					
4:2 FTS	0.021	0	0					
6:2 FTS		0	10000					
8:2 FTS	0.013	0	0					
PFOSA	0.096	0	0					
N-MEFOSA	0	0	10000	0	0	10000		
N-ETFOSA	0.073	0	0					
MEFOSAA	0	0	10000	0	0	10000		
ETFOSAA	0	0	10000	0	0	10000		
N-MEFOSE	0	0	10000	0	0	10000		
N-ETFOSE	0.137	0	0					
HFPO-DA		0	10000					
ADONA		0	10000					
9CL-PF3ONS		0	10000					
11CL-PF3OUDS		0	10000					
3:3 FTCA	0.168	0	0					
5:3 FTCA		0	10000					
7:3 FTCA		0	10000					
PFEESA		0	10000					
PFMPA	0.005	0	0					
PFMBA	0.001	0	0					
NFDHA	0.072	0	0					

These data are validated and reported as accurate and in accord with SGS AXYS Analytical Services Ltd. ISO17025 compliant quality assurance processes.

Signed: _____Bryan Alonzo_____

For Axys Internal Use Only [XSL Template: Audit1A.xsl; Created: 14-Jan-2022 12:36:42; Application: XMLTransformer-1.18.31;
Report Filename: AUDIT_FC_LC_PFAS_DOD_L36258-1_Audit1A_FC2L_009S22_SJ3012427.html; Workgroup: WG79609; Design ID: 4482]

SGS AXYS METHOD MLA-110 Rev 02

AUDIT 1B CHANGE REPORT

CLIENT SAMPLE NO.
ERH2262
Sample Collection:
20-Dec-2021 09:30

SGS AXYS ANALYTICAL SERVICES
2045 MILLS RD., SIDNEY, B.C., CANADA
V8L 5X2 TEL (250) 655-5800 FAX (250) 655-5811

Project No. 60571032.02.46.02 - CV18F0126

Contract No.: 5176 **Lab Sample I.D.:** L36258-1 i

Sample Data Filename: **FC2L_009 S: 22** **Instrument ID:** LCMS/MS

Analysis Date: 11-Jan-2022 **Time:** 16:55:59 **GC Column ID:** C18

Extract Volume (uL): 4000 **Injection Volume (uL):** 2

COMPOUND	ORIG. SDL	FINAL SDL	CHANGE SDL (Final/Orig.)	ORIG. QUAL	FINAL QUAL	ORIG. RT	FINAL RT	REVIEWED BY	REVIEWED DATE
PFBA					ND			TCHEN	12-JAN-2022
PFPEA					ND			TCHEN	12-JAN-2022
PFHXA					ND			TCHEN	12-JAN-2022
PFHPA					ND			TCHEN	12-JAN-2022
PFOA				NDR	ND			TCHEN	12-JAN-2022
PFNA					ND			TCHEN	12-JAN-2022
PFDA					ND			TCHEN	12-JAN-2022
PFUNA					ND			TCHEN	12-JAN-2022
PFDOA				NDR	ND(R)			TCHEN	12-JAN-2022
PFTRDA					ND			TCHEN	12-JAN-2022
PFTEDA					ND			TCHEN	12-JAN-2022
PFBS					ND			TCHEN	12-JAN-2022
PFPES				NDR	ND(R)			TCHEN	12-JAN-2022
PFHXS				NDR	ND(R)			TCHEN	12-JAN-2022
PFHPS				NDR	ND(R)			TCHEN	12-JAN-2022
PFOS					ND			TCHEN	12-JAN-2022
PFNS				NDR	ND(R)			TCHEN	12-JAN-2022
PFDS				NDR	ND(R)			TCHEN	12-JAN-2022
PFDOS					ND			TCHEN	12-JAN-2022
4:2 FTS					ND			TCHEN	12-JAN-2022
6:2 FTS					ND			TCHEN	12-JAN-2022
8:2 FTS				NDR	ND(R)			TCHEN	12-JAN-2022
PFOSA					ND			TCHEN	12-JAN-2022
N-MEFOSA					ND			TCHEN	12-JAN-2022
N-ETFOSA					ND			TCHEN	12-JAN-2022
MEFOSAA					ND			TCHEN	12-JAN-2022
ETFOSAA					ND			TCHEN	12-JAN-2022
N-MEFOSE					ND			TCHEN	12-JAN-2022
N-ETFOSE					ND			TCHEN	12-JAN-2022
HFPO-DA					ND			TCHEN	12-JAN-2022
ADONA					ND			TCHEN	12-JAN-2022
9CL-PF3ONS					ND			TCHEN	12-JAN-2022
11CL-PF3OUDS					ND			TCHEN	12-JAN-2022
3:3 FTCA				NDR	ND(R)			TCHEN	12-JAN-2022
5:3 FTCA					ND			TCHEN	12-JAN-2022
7:3 FTCA					ND			TCHEN	12-JAN-2022
PFEESA					ND			TCHEN	12-JAN-2022
PFMPA					ND			TCHEN	12-JAN-2022
PFMBA					ND			TCHEN	12-JAN-2022
NFDHA					ND			TCHEN	12-JAN-2022

These data are validated and reported as accurate and in accord with SGS AXYS Analytical Services Ltd. ISO17025 compliant quality assurance processes.

Signed: _____Bryan Alonzo_____

For Axys Internal Use Only [XSL Template: Audit1B.xsl; Created: 14-Jan-2022 12:36:42; Application: XMLTransformer-1.18.31;
Report Filename: AUDIT_FC_LC_PFAS_DOD_L36258-1_Audit1B_FC2L_009S22_SJ3012427.html; Workgroup: WG79609; Design ID: 4482]

SGS AXYS METHOD MLA-110 Rev 02

AUDIT 2A CHANGE REPORT

CLIENT SAMPLE NO.
ERH2262
Sample Collection:
20-Dec-2021 09:30

SGS AXYS ANALYTICAL SERVICES
2045 MILLS RD., SIDNEY, B.C., CANADA
V8L 5X2 TEL (250) 655-5800 FAX (250) 655-5811

		Project No.	60571032.02.46.02 - CV18F0126
Contract No.:	5176	**Lab Sample I.D.:**	L36258-1
Sample Data Filename:	**FC2L_008 S: 23**	**Instrument ID:**	LCMS/MS
Analysis Date:	11-Jan-2022 **Time:** 02:02:15	**GC Column ID:**	C18
Extract Volume (uL):	4000	**Injection Volume (uL):**	2

There were no differences found between the parsed and reported data.

These data are validated and reported as accurate and in accord with SGS AXYS Analytical Services Ltd. ISO17025 compliant quality assurance processes.

Signed: _____Bryan Alonzo_____

For Axys Internal Use Only [XSL Template: Audit2A.xsl; Created: 14-Jan-2022 12:36:42; Application: XMLTransformer-1.18.31;
Report Filename: AUDIT_FC_LC_PFAS_DOD_L36258-1_Audit2A_FC2L_008S23_SJ3011702.html; Workgroup: WG79609; Design ID: 4482]

SGS AXYS METHOD MLA-110 Rev 02

AUDIT 2B CHANGE REPORT

CLIENT SAMPLE NO.
ERH2262
Sample Collection:
20-Dec-2021 09:30

SGS AXYS ANALYTICAL SERVICES
2045 MILLS RD., SIDNEY, B.C., CANADA
V8L 5X2 TEL (250) 655-5800 FAX (250) 655-5811

Project No. 60571032.02.46.02 - CV18F0126

Contract No.:	5176	**Lab Sample I.D.:**	L36258-1
Sample Data Filename:	**FC2L_008 S: 23**	**Instrument ID:**	LCMS/MS
Analysis Date:	11-Jan-2022 **Time:** 02:02:15	**GC Column ID:**	C18
Extract Volume (uL):	4000	**Injection Volume (uL):**	2

There were no differences found between the parsed and reported data.

These data are validated and reported as accurate and in accord with SGS AXYS Analytical Services Ltd. ISO17025 compliant quality assurance processes.

Signed: _____Bryan Alonzo_____

For Axys Internal Use Only [XSL Template: Audit2B.xsl; Created: 14-Jan-2022 12:36:42; Application: XMLTransformer-1.18.31;
Report Filename: AUDIT_FC_LC_PFAS_DOD_L36258-1_Audit2B_FC2L_008S23_SJ3011702.html; Workgroup: WG79609; Design ID: 4482]

SGS AXYS METHOD MLA-110 Rev 02

AUDIT 2A CHANGE REPORT

CLIENT SAMPLE NO.
ERH2262
Sample Collection:
20-Dec-2021 09:30

SGS AXYS ANALYTICAL SERVICES
2045 MILLS RD., SIDNEY, B.C., CANADA
V8L 5X2 TEL (250) 655-5800 FAX (250) 655-5811

		Project No.	60571032.02.46.02 - CV18F0126
Contract No.:	5176	**Lab Sample I.D.:**	L36258-1 i
Sample Data Filename:	**FC2L_009 S: 22**	**Instrument ID:**	LCMS/MS
Analysis Date:	11-Jan-2022 **Time:** 16:55:59	**GC Column ID:**	C18
Extract Volume (uL):	4000	**Injection Volume (uL):**	2

There were no differences found between the parsed and reported data.

These data are validated and reported as accurate and in accord with SGS AXYS Analytical Services Ltd. ISO17025 compliant quality assurance processes.

Signed: _____Bryan Alonzo_____

For Axys Internal Use Only [XSL Template: Audit2A.xsl; Created: 14-Jan-2022 12:36:42; Application: XMLTransformer-1.18.31;
Report Filename: AUDIT_FC_LC_PFAS_DOD_L36258-1_Audit2A_FC2L_009S22_SJ3012427.html; Workgroup: WG79609; Design ID: 4482]

SGS AXYS METHOD MLA-110 Rev 02

AUDIT 2B CHANGE REPORT

CLIENT SAMPLE NO.
ERH2262
Sample Collection:
20-Dec-2021 09:30

SGS AXYS ANALYTICAL SERVICES
2045 MILLS RD., SIDNEY, B.C., CANADA
V8L 5X2 TEL (250) 655-5800 FAX (250) 655-5811

		Project No.	60571032.02.46.02 - CV18F0126
Contract No.:	5176	**Lab Sample I.D.:**	L36258-1 i
Sample Data Filename:	**FC2L_009 S: 22**	**Instrument ID:**	LCMS/MS
Analysis Date:	11-Jan-2022 **Time:** 16:55:59	**GC Column ID:**	C18
Extract Volume (uL):	4000	**Injection Volume (uL):**	2

There were no differences found between the parsed and reported data.

These data are validated and reported as accurate and in accord with SGS AXYS Analytical Services Ltd. ISO17025 compliant quality assurance processes.

Signed: _____Bryan Alonzo_____

For Axys Internal Use Only [XSL Template: Audit2B.xsl; Created: 14-Jan-2022 12:36:42; Application: XMLTransformer-1.18.31;
Report Filename: AUDIT_FC_LC_PFAS_DOD_L36258-1_Audit2B_FC2L_009S22_SJ3012427.html; Workgroup: WG79609; Design ID: 4482]

SGS AXYS METHOD MLA-110 Rev 02

AUDIT 1A CHANGE REPORT

CLIENT SAMPLE NO.
ERH2263
Sample Collection:
20-Dec-2021 09:20

SGS AXYS ANALYTICAL SERVICES
2045 MILLS RD., SIDNEY, B.C., CANADA
V8L 5X2 TEL (250) 655-5800 FAX (250) 655-5811

Project No. 60571032.02.46.02 - CV18F0126

Contract No.: 5176 **Lab Sample I.D.:** L36258-2

Sample Data Filename: **FC2L_008 S: 24** **Instrument ID:** LCMS/MS

Analysis Date: 11-Jan-2022 **Time:** 02:15:20 **GC Column ID:** C18

Extract Volume (uL): 4000 **Injection Volume (uL):** 2

COMPOUND	ORIG. CONC.	FINAL CONC.	CHANGE CONC. (Final/Orig.)	ORIG. AREA	FINAL AREA	CHANGE AREA (Final/Orig.)	ORIG. RATIO	FINAL RATIO
PFBA	0.118	0	0					
PFPEA		0	10000					
PFHXA	0.072	0	0					
PFHPA	0.100	0	0					
PFOA	0	0	10000	0	0	10000		
PFNA	0	0	10000	0	0	10000		
PFDA	0.048	0	0					
PFUNA	0.051	0	0					
PFDOA	0.040	0	0					
PFTRDA		0	10000					
PFTEDA	0.038	0	0					
PFBS	0.008	0	0					
PFPES		0	10000					
PFHXS	0.072	0	0					
PFHPS		0	10000					
PFOS	0.008	0	0					
PFNS	0.006	0	0					
PFDS		0	10000					
PFDOS		0	10000					
4:2 FTS	0.005	0	0					
6:2 FTS	0.172	0	0					
8:2 FTS	0.006	0	0					
PFOSA	0.144	0	0					
N-MEFOSA	0.040	0	0					
N-ETFOSA	0.074	0	0					
MEFOSAA	0	0	10000	0	0	10000		
ETFOSAA	0	0	10000	0	0	10000		
N-MEFOSE	0.132	0	0					
N-ETFOSE	0.205	0	0					
HFPO-DA		0	10000					
ADONA		0	10000					
9CL-PF3ONS		0	10000					
11CL-PF3OUDS		0	10000					
3:3 FTCA	0.016	0	0					
5:3 FTCA		0	10000					
7:3 FTCA		0	10000					
PFEESA		0	10000					
PFMPA	0.006	0	0					
PFMBA	0.003	0	0					
NFDHA		0	10000					

These data are validated and reported as accurate and in accord with SGS AXYS Analytical Services Ltd. ISO17025 compliant quality assurance processes.

Signed: _____Bryan Alonzo_____

For Axys Internal Use Only [XSL Template: Audit1A.xsl; Created: 14-Jan-2022 12:36:42; Application: XMLTransformer-1.18.31;
Report Filename: AUDIT_FC_LC_PFAS_DOD_L36258-2_Audit1A_FC2L_008S24_SJ3011703.html; Workgroup: WG79609; Design ID: 4482]

SGS AXYS METHOD MLA-110 Rev 02

AUDIT 1B CHANGE REPORT

CLIENT SAMPLE NO.
ERH2263
Sample Collection:
20-Dec-2021 09:20

SGS AXYS ANALYTICAL SERVICES
2045 MILLS RD., SIDNEY, B.C., CANADA
V8L 5X2 TEL (250) 655-5800 FAX (250) 655-5811

Project No. 60571032.02.46.02 - CV18F0126

Contract No.:	5176	**Lab Sample I.D.:**	L36258-2
Sample Data Filename:	**FC2L_008 S: 24**	**Instrument ID:**	LCMS/MS
Analysis Date:	11-Jan-2022 **Time:** 02:15:20	**GC Column ID:**	C18
Extract Volume (uL):	4000	**Injection Volume (uL):**	2

COMPOUND	ORIG. SDL	FINAL SDL	CHANGE SDL (Final/Orig.)	ORIG. QUAL	FINAL QUAL	ORIG. RT	FINAL RT	REVIEWED BY	REVIEWED DATE
PFBA					ND			TCHEN	12-JAN-2022
PFPEA					ND			TCHEN	12-JAN-2022
PFHXA					ND			TCHEN	12-JAN-2022
PFHPA				NDR	ND(R)			TCHEN	12-JAN-2022
PFOA				NDR	ND			TCHEN	12-JAN-2022
PFNA					ND			TCHEN	12-JAN-2022
PFDA				NDR	ND(R)			TCHEN	12-JAN-2022
PFUNA				NDR	ND(R)			TCHEN	12-JAN-2022
PFDOA				NDR	ND(R)			TCHEN	12-JAN-2022
PFTRDA					ND			TCHEN	12-JAN-2022
PFTEDA					ND			TCHEN	12-JAN-2022
PFBS				NDR	ND(R)			TCHEN	12-JAN-2022
PFPES					ND			TCHEN	12-JAN-2022
PFHXS					ND			TCHEN	12-JAN-2022
PFHPS					ND			TCHEN	12-JAN-2022
PFOS				NDR	ND(R)			TCHEN	12-JAN-2022
PFNS				NDR	ND(R)			TCHEN	12-JAN-2022
PFDS					ND			TCHEN	12-JAN-2022
PFDOS					ND			TCHEN	12-JAN-2022
4:2 FTS				NDR	ND(R)			TCHEN	12-JAN-2022
6:2 FTS				NDR	ND(R)			TCHEN	12-JAN-2022
8:2 FTS				NDR	ND(R)			TCHEN	12-JAN-2022
PFOSA					ND			TCHEN	12-JAN-2022
N-MEFOSA					ND			TCHEN	12-JAN-2022
N-ETFOSA					ND			TCHEN	12-JAN-2022
MEFOSAA					ND			TCHEN	12-JAN-2022
ETFOSAA					ND			TCHEN	12-JAN-2022
N-MEFOSE					ND			TCHEN	12-JAN-2022
N-ETFOSE					ND			TCHEN	12-JAN-2022
HFPO-DA					ND			TCHEN	12-JAN-2022
ADONA					ND			TCHEN	12-JAN-2022
9CL-PF3ONS					ND			TCHEN	12-JAN-2022
11CL-PF3OUDS					ND			TCHEN	12-JAN-2022
3:3 FTCA				NDR	ND(R)			TCHEN	12-JAN-2022
5:3 FTCA					ND			TCHEN	12-JAN-2022
7:3 FTCA					ND			TCHEN	12-JAN-2022
PFEESA					ND			TCHEN	12-JAN-2022
PFMPA					ND			TCHEN	12-JAN-2022
PFMBA					ND			TCHEN	12-JAN-2022
NFDHA					ND			TCHEN	12-JAN-2022

These data are validated and reported as accurate and in accord with SGS AXYS Analytical Services Ltd. ISO17025 compliant quality assurance processes.

Signed: _____Bryan Alonzo_____

For Axys Internal Use Only [XSL Template: Audit1B.xsl; Created: 14-Jan-2022 12:36:42; Application: XMLTransformer-1.18.31;
Report Filename: AUDIT_FC_LC_PFAS_DOD_L36258-2_Audit1B_FC2L_008S24_SJ3011703.html; Workgroup: WG79609; Design ID: 4482]

SGS AXYS METHOD MLA-110 Rev 02

AUDIT 1A CHANGE REPORT

CLIENT SAMPLE NO.
ERH2263
Sample Collection:
20-Dec-2021 09:20

SGS AXYS ANALYTICAL SERVICES
2045 MILLS RD., SIDNEY, B.C., CANADA
V8L 5X2 TEL (250) 655-5800 FAX (250) 655-5811

Project No. 60571032.02.46.02 - CV18F0126

Contract No.:	5176	**Lab Sample I.D.:**	L36258-2 i
Sample Data Filename:	**FC2L_009 S: 23**	**Instrument ID:**	LCMS/MS
Analysis Date:	11-Jan-2022 **Time:** 17:09:21	**GC Column ID:**	C18
Extract Volume (uL):	4000	**Injection Volume (uL):**	2

COMPOUND	ORIG. CONC.	FINAL CONC.	CHANGE CONC. (Final/Orig.)	ORIG. AREA	FINAL AREA	CHANGE AREA (Final/Orig.)	ORIG. RATIO	FINAL RATIO
PFBA	0.147	0	0					
PFPEA		0	10000					
PFHXA	0.040	0	0					
PFHPA		0	10000					
PFOA	0	0	10000	0	0	10000		
PFNA	0	0	10000	0	0	10000		
PFDA		0	10000					
PFUNA		0	10000					
PFDOA	0.050	0	0					
PFTRDA		0	10000					
PFTEDA	0.085	0	0					
PFBS		0	10000					
PFPES	0.001	0	0					
PFHXS	0.059	0	0					
PFHPS	0.001	0	0					
PFOS	0.023	0	0					
PFNS	0.001	0	0					
PFDS	0.001	0	0					
PFDOS	0.006	0	0					
4:2 FTS	0.002	0	0					
6:2 FTS		0	10000					
8:2 FTS	0.016	0	0					
N-MEFOSA	0	0	10000	0	0	10000		
N-ETFOSA	0.024	0	0					
MEFOSAA	0.021	0	0					
ETFOSAA	0	0	10000	0	0	10000		
N-MEFOSE	0.129	0	0					
N-ETFOSE	0.133	0	0					
HFPO-DA		0	10000					
ADONA		0	10000					
9CL-PF3ONS		0	10000					
11CL-PF3OUDS		0	10000					
3:3 FTCA	0.014	0	0					
5:3 FTCA		0	10000					
7:3 FTCA		0	10000					
PFEESA		0	10000					
PFMPA	0.074	0	0					
PFMBA	0.002	0	0					
NFDHA	0.018	0	0					

These data are validated and reported as accurate and in accord with SGS AXYS Analytical Services Ltd. ISO17025 compliant quality assurance processes.

Signed: _____Bryan Alonzo_____

For Axys Internal Use Only [XSL Template: Audit1A.xsl; Created: 14-Jan-2022 12:36:42; Application: XMLTransformer-1.18.31;
Report Filename: AUDIT_FC_LC_PFAS_DOD_L36258-2_Audit1A_FC2L_009S23_SJ3012428.html; Workgroup: WG79609; Design ID: 4482]

SGS AXYS METHOD MLA-110 Rev 02

AUDIT 1B CHANGE REPORT

CLIENT SAMPLE NO.
ERH2263
Sample Collection:
20-Dec-2021 09:20

SGS AXYS ANALYTICAL SERVICES
2045 MILLS RD., SIDNEY, B.C., CANADA
V8L 5X2 TEL (250) 655-5800 FAX (250) 655-5811

Project No. 60571032.02.46.02 - CV18F0126

Contract No.: 5176 **Lab Sample I.D.:** L36258-2 i

Sample Data Filename: **FC2L_009 S: 23** **Instrument ID:** LCMS/MS

Analysis Date: 11-Jan-2022 **Time:** 17:09:21 **GC Column ID:** C18

Extract Volume (uL): 4000 **Injection Volume (uL):** 2

COMPOUND	ORIG. SDL	FINAL SDL	CHANGE SDL (Final/Orig.)	ORIG. QUAL	FINAL QUAL	ORIG. RT	FINAL RT	REVIEWED BY	REVIEWED DATE
PFBA					ND			TCHEN	12-JAN-2022
PFPEA					ND			TCHEN	12-JAN-2022
PFHXA					ND			TCHEN	12-JAN-2022
PFHPA					ND			TCHEN	12-JAN-2022
PFOA				NDR	ND			TCHEN	12-JAN-2022
PFNA					ND			TCHEN	12-JAN-2022
PFDA					ND			TCHEN	12-JAN-2022
PFUNA					ND			TCHEN	12-JAN-2022
PFDOA				NDR	ND(R)			TCHEN	12-JAN-2022
PFTRDA					ND			TCHEN	12-JAN-2022
PFTEDA				NDR	ND(R)			TCHEN	12-JAN-2022
PFBS					ND			TCHEN	12-JAN-2022
PFPES				NDR	ND(R)			TCHEN	12-JAN-2022
PFHXS				NDR	ND(R)			TCHEN	12-JAN-2022
PFHPS				NDR	ND(R)			TCHEN	12-JAN-2022
PFOS					ND			TCHEN	12-JAN-2022
PFNS				NDR	ND(R)			TCHEN	12-JAN-2022
PFDS				NDR	ND(R)			TCHEN	12-JAN-2022
PFDOS				NDR	ND(R)			TCHEN	12-JAN-2022
4:2 FTS				NDR	ND(R)			TCHEN	12-JAN-2022
6:2 FTS					ND			TCHEN	12-JAN-2022
8:2 FTS					ND			TCHEN	12-JAN-2022
N-MEFOSA					ND			TCHEN	12-JAN-2022
N-ETFOSA					ND			TCHEN	12-JAN-2022
MEFOSAA					ND			TCHEN	12-JAN-2022
ETFOSAA					ND			TCHEN	12-JAN-2022
N-MEFOSE					ND			TCHEN	12-JAN-2022
N-ETFOSE					ND			TCHEN	12-JAN-2022
HFPO-DA					ND			TCHEN	12-JAN-2022
ADONA					ND			TCHEN	12-JAN-2022
9CL-PF3ONS					ND			TCHEN	12-JAN-2022
11CL-PF3OUDS					ND			TCHEN	12-JAN-2022
3:3 FTCA				NDR	ND(R)			TCHEN	12-JAN-2022
5:3 FTCA					ND			TCHEN	12-JAN-2022
7:3 FTCA					ND			TCHEN	12-JAN-2022
PFEESA					ND			TCHEN	12-JAN-2022
PFMPA					ND			TCHEN	12-JAN-2022
PFMBA					ND			TCHEN	12-JAN-2022
NFDHA				NDR	ND(R)			TCHEN	12-JAN-2022

These data are validated and reported as accurate and in accord with SGS AXYS Analytical Services Ltd. ISO17025 compliant quality assurance processes.

Signed: _____Bryan Alonzo_____

For Axys Internal Use Only [XSL Template: Audit1B.xsl; Created: 14-Jan-2022 12:36:42; Application: XMLTransformer-1.18.31;
Report Filename: AUDIT_FC_LC_PFAS_DOD_L36258-2_Audit1B_FC2L_009S23_SJ3012428.html; Workgroup: WG79609; Design ID: 4482]

SGS AXYS METHOD MLA-110 Rev 02

AUDIT 2A CHANGE REPORT

CLIENT SAMPLE NO.
ERH2263
Sample Collection:
20-Dec-2021 09:20

SGS AXYS ANALYTICAL SERVICES
2045 MILLS RD., SIDNEY, B.C., CANADA
V8L 5X2 TEL (250) 655-5800 FAX (250) 655-5811

		Project No.	60571032.02.46.02 - CV18F0126
Contract No.:	5176	**Lab Sample I.D.:**	L36258-2
Sample Data Filename:	**FC2L_008 S: 24**	**Instrument ID:**	LCMS/MS
Analysis Date:	11-Jan-2022 **Time:** 02:15:20	**GC Column ID:**	C18
Extract Volume (uL):	4000	**Injection Volume (uL):**	2

There were no differences found between the parsed and reported data.

These data are validated and reported as accurate and in accord with SGS AXYS Analytical Services Ltd. ISO17025 compliant quality assurance processes.

Signed: _____Bryan Alonzo_____

For Axys Internal Use Only [XSL Template: Audit2A.xsl; Created: 14-Jan-2022 12:36:42; Application: XMLTransformer-1.18.31;
Report Filename: AUDIT_FC_LC_PFAS_DOD_L36258-2_Audit2A_FC2L_008S24_SJ3011703.html; Workgroup: WG79609; Design ID: 4482]

SGS AXYS METHOD MLA-110 Rev 02

AUDIT 2B CHANGE REPORT

CLIENT SAMPLE NO.
ERH2263
Sample Collection:
20-Dec-2021 09:20

SGS AXYS ANALYTICAL SERVICES
2045 MILLS RD., SIDNEY, B.C., CANADA
V8L 5X2 TEL (250) 655-5800 FAX (250) 655-5811

		Project No.	60571032.02.46.02 - CV18F0126
Contract No.:	5176	**Lab Sample I.D.:**	L36258-2
Sample Data Filename:	**FC2L_008 S: 24**	**Instrument ID:**	LCMS/MS
Analysis Date:	11-Jan-2022 **Time:** 02:15:20	**GC Column ID:**	C18
Extract Volume (uL):	4000	**Injection Volume (uL):**	2

There were no differences found between the parsed and reported data.

These data are validated and reported as accurate and in accord with SGS AXYS Analytical Services Ltd. ISO17025 compliant quality assurance processes.

Signed: _____Bryan Alonzo_____

For Axys Internal Use Only [XSL Template: Audit2B.xsl; Created: 14-Jan-2022 12:36:42; Application: XMLTransformer-1.18.31;
Report Filename: AUDIT_FC_LC_PFAS_DOD_L36258-2_Audit2B_FC2L_008S24_SJ3011703.html; Workgroup: WG79609; Design ID: 4482]

SGS AXYS METHOD MLA-110 Rev 02

AUDIT 2A CHANGE REPORT

CLIENT SAMPLE NO.
ERH2263
Sample Collection:
20-Dec-2021 09:20

SGS AXYS ANALYTICAL SERVICES
2045 MILLS RD., SIDNEY, B.C., CANADA
V8L 5X2 TEL (250) 655-5800 FAX (250) 655-5811

		Project No.	60571032.02.46.02 - CV18F0126
Contract No.:	5176	**Lab Sample I.D.:**	L36258-2 i
Sample Data Filename:	**FC2L_009 S: 23**	**Instrument ID:**	LCMS/MS
Analysis Date:	11-Jan-2022 **Time:** 17:09:21	**GC Column ID:**	C18
Extract Volume (uL):	4000	**Injection Volume (uL):**	2

There were no differences found between the parsed and reported data.

These data are validated and reported as accurate and in accord with SGS AXYS Analytical Services Ltd. ISO17025 compliant quality assurance processes.

Signed: _____Bryan Alonzo_____

For Axys Internal Use Only [XSL Template: Audit2A.xsl; Created: 14-Jan-2022 12:36:42; Application: XMLTransformer-1.18.31;
Report Filename: AUDIT_FC_LC_PFAS_DOD_L36258-2_Audit2A_FC2L_009S23_SJ3012428.html; Workgroup: WG79609; Design ID: 4482]

SGS AXYS METHOD MLA-110 Rev 02

AUDIT 2B CHANGE REPORT

CLIENT SAMPLE NO.
ERH2263
Sample Collection:
20-Dec-2021 09:20

SGS AXYS ANALYTICAL SERVICES
2045 MILLS RD., SIDNEY, B.C., CANADA
V8L 5X2 TEL (250) 655-5800 FAX (250) 655-5811

		Project No.	60571032.02.46.02 - CV18F0126
Contract No.:	5176	**Lab Sample I.D.:**	L36258-2 i
Sample Data Filename:	**FC2L_009 S: 23**	**Instrument ID:**	LCMS/MS
Analysis Date:	11-Jan-2022 **Time:** 17:09:21	**GC Column ID:**	C18
Extract Volume (uL):	4000	**Injection Volume (uL):**	2

There were no differences found between the parsed and reported data.

These data are validated and reported as accurate and in accord with SGS AXYS Analytical Services Ltd. ISO17025 compliant quality assurance processes.

Signed: _____Bryan Alonzo_____

For Axys Internal Use Only [XSL Template: Audit2B.xsl; Created: 14-Jan-2022 12:36:42; Application: XMLTransformer-1.18.31;
Report Filename: AUDIT_FC_LC_PFAS_DOD_L36258-2_Audit2B_FC2L_009S23_SJ3012428.html; Workgroup: WG79609; Design ID: 4482]

SGS AXYS METHOD MLA-110 Rev 02

AUDIT 1A CHANGE REPORT

CLIENT SAMPLE NO.
ERH2265
Sample Collection:
20-Dec-2021 10:00

SGS AXYS ANALYTICAL SERVICES
2045 MILLS RD., SIDNEY, B.C., CANADA
V8L 5X2 TEL (250) 655-5800 FAX (250) 655-5811

Project No. 60571032.02.46.02 - CV18F0126

Contract No.:	5176	**Lab Sample I.D.:**	L36258-3
Sample Data Filename:	**FC2L_008 S: 25**	**Instrument ID:**	LCMS/MS
Analysis Date:	11-Jan-2022 **Time:** 02:28:25	**GC Column ID:**	C18
Extract Volume (uL):	4000	**Injection Volume (uL):**	2

COMPOUND	ORIG. CONC.	FINAL CONC.	CHANGE CONC. (Final/Orig.)	ORIG. AREA	FINAL AREA	CHANGE AREA (Final/Orig.)	ORIG. RATIO	FINAL RATIO
PFUNA		0	10000					
PFDOA	0.022	0	0					
PFTRDA		0	10000					
PFTEDA	0.158	0	0					
PFHPS		0	10000					
PFNS		0	10000					
PFDS		0	10000					
PFDOS		0	10000					
4:2 FTS	0.021	0	0					
6:2 FTS	1.71	0	0					
8:2 FTS	0.082	0	0					
PFOSA	0.059	0	0					
N-MEFOSA	0.044	0	0					
N-ETFOSA	0.087	0	0					
MEFOSAA	0.016	0	0					
ETFOSAA	0	0	10000	0	0	10000		
N-MEFOSE	0.152	0	0					
N-ETFOSE	0.140	0	0					
HFPO-DA	0.016	0	0					
ADONA		0	10000					
9CL-PF3ONS		0	10000					
11CL-PF3OUDS	0.021	0	0					
3:3 FTCA	0.040	0	0					
5:3 FTCA		0	10000					
7:3 FTCA		0	10000					
PFEESA		0	10000					
PFMPA	0.022	0	0					
PFMBA	0.009	0	0					
NFDHA	0.019	0	0					

These data are validated and reported as accurate and in accord with SGS AXYS Analytical Services Ltd. ISO17025 compliant quality assurance processes.

Signed: _____Bryan Alonzo_____

For Axys Internal Use Only [XSL Template: Audit1A.xsl; Created: 14-Jan-2022 12:36:42; Application: XMLTransformer-1.18.31;
Report Filename: AUDIT_FC_LC_PFAS_DOD_L36258-3_Audit1A_FC2L_008S25_SJ3011704.html; Workgroup: WG79609; Design ID: 4482]

SGS AXYS METHOD MLA-110 Rev 02

AUDIT 1B CHANGE REPORT

CLIENT SAMPLE NO.
ERH2265
Sample Collection:
20-Dec-2021 10:00

SGS AXYS ANALYTICAL SERVICES
2045 MILLS RD., SIDNEY, B.C., CANADA
V8L 5X2 TEL (250) 655-5800 FAX (250) 655-5811

Project No. 60571032.02.46.02 - CV18F0126

Contract No.:	5176	**Lab Sample I.D.:**	L36258-3
Sample Data Filename:	**FC2L_008 S: 25**	**Instrument ID:**	LCMS/MS
Analysis Date:	11-Jan-2022 **Time:** 02:28:25	**GC Column ID:**	C18
Extract Volume (uL):	4000	**Injection Volume (uL):**	2

COMPOUND	ORIG. SDL	FINAL SDL	CHANGE SDL (Final/Orig.)	ORIG. QUAL	FINAL QUAL	ORIG. RT	FINAL RT	REVIEWED BY	REVIEWED DATE
PFUNA					ND			TCHEN	12-JAN-2022
PFDOA				NDR	ND(R)			TCHEN	12-JAN-2022
PFTRDA					ND			TCHEN	12-JAN-2022
PFTEDA				NDR	ND(R)			TCHEN	12-JAN-2022
PFHPS					ND			TCHEN	12-JAN-2022
PFNS					ND			TCHEN	12-JAN-2022
PFDS					ND			TCHEN	12-JAN-2022
PFDOS					ND			TCHEN	12-JAN-2022
4:2 FTS				NDR	ND(R)			TCHEN	12-JAN-2022
6:2 FTS					ND			TCHEN	12-JAN-2022
8:2 FTS					ND			TCHEN	12-JAN-2022
PFOSA					ND			TCHEN	12-JAN-2022
N-MEFOSA					ND			TCHEN	12-JAN-2022
N-ETFOSA					ND			TCHEN	12-JAN-2022
MEFOSAA				NDR	ND(R)			TCHEN	12-JAN-2022
ETFOSAA					ND			TCHEN	12-JAN-2022
N-MEFOSE					ND			TCHEN	12-JAN-2022
N-ETFOSE					ND			TCHEN	12-JAN-2022
HFPO-DA				NDR	ND(R)			TCHEN	12-JAN-2022
ADONA					ND			TCHEN	12-JAN-2022
9CL-PF3ONS					ND			TCHEN	12-JAN-2022
11CL-PF3OUDS				NDR	ND(R)			TCHEN	12-JAN-2022
3:3 FTCA				NDR	ND(R)			TCHEN	12-JAN-2022
5:3 FTCA					ND			TCHEN	12-JAN-2022
7:3 FTCA					ND			TCHEN	12-JAN-2022
PFEESA					ND			TCHEN	12-JAN-2022
PFMPA					ND			TCHEN	12-JAN-2022
PFMBA					ND			TCHEN	12-JAN-2022
NFDHA				NDR	ND(R)			TCHEN	12-JAN-2022

These data are validated and reported as accurate and in accord with SGS AXYS Analytical Services Ltd. ISO17025 compliant quality assurance processes.

Signed: _____Bryan Alonzo_____

For Axys Internal Use Only [XSL Template: Audit1B.xsl; Created: 14-Jan-2022 12:36:42; Application: XMLTransformer-1.18.31;
Report Filename: AUDIT_FC_LC_PFAS_DOD_L36258-3_Audit1B_FC2L_008S25_SJ3011704.html; Workgroup: WG79609; Design ID: 4482]

SGS AXYS METHOD MLA-110 Rev 02

AUDIT 1A CHANGE REPORT

CLIENT SAMPLE NO.
ERH2265
Sample Collection:
20-Dec-2021 10:00

SGS AXYS ANALYTICAL SERVICES
2045 MILLS RD., SIDNEY, B.C., CANADA
V8L 5X2 TEL (250) 655-5800 FAX (250) 655-5811

Project No. 60571032.02.46.02 - CV18F0126

Contract No.:	5176	**Lab Sample I.D.:**	L36258-3 i
Sample Data Filename:	**FC2L_009 S: 24**	**Instrument ID:**	LCMS/MS
Analysis Date:	11-Jan-2022 **Time:** 17:22:43	**GC Column ID:**	C18
Extract Volume (uL):	4000	**Injection Volume (uL):**	2

COMPOUND	ORIG. CONC.	FINAL CONC.	CHANGE CONC. (Final/Orig.)	ORIG. AREA	FINAL AREA	CHANGE AREA (Final/Orig.)	ORIG. RATIO	FINAL RATIO
PFDA		0	10000					
PFUNA		0	10000					
PFDOA	0.072	0	0					
PFTRDA		0	10000					
PFTEDA	0.086	0	0					
PFPES	0.133	0	0					
PFHPS	0.015	0	0					
PFDS	0.206	0	0					
PFDOS	0.004	0	0					
4:2 FTS	0.014	0	0					
6:2 FTS	1.61	0	0					
8:2 FTS	0.012	0	0					
PFOSA	0.083	0	0					
N-MEFOSA	0	0	10000	0	0	10000		
N-ETFOSA	0.052	0	0					
MEFOSAA	0.009	0	0					
ETFOSAA	0	0	10000	0	0	10000		
N-MEFOSE	0	0	10000	0	0	10000		
N-ETFOSE	0.147	0	0					
HFPO-DA		0	10000					
ADONA	0.002	0	0					
9CL-PF3ONS		0	10000					
11CL-PF3OUDS		0	10000					
5:3 FTCA		0	10000					
7:3 FTCA		0	10000					
PFEESA		0	10000					
PFMPA	0.091	0	0					
PFMBA	0.002	0	0					
NFDHA		0	10000					

These data are validated and reported as accurate and in accord with SGS AXYS Analytical Services Ltd. ISO17025 compliant quality assurance processes.

Signed: _____Bryan Alonzo_____

For Axys Internal Use Only [XSL Template: Audit1A.xsl; Created: 14-Jan-2022 12:36:42; Application: XMLTransformer-1.18.31;
Report Filename: AUDIT_FC_LC_PFAS_DOD_L36258-3_Audit1A_FC2L_009S24_SJ3012429.html; Workgroup: WG79609; Design ID: 4482]

SGS AXYS METHOD MLA-110 Rev 02

AUDIT 1B CHANGE REPORT

CLIENT SAMPLE NO.
ERH2265
Sample Collection:
20-Dec-2021 10:00

SGS AXYS ANALYTICAL SERVICES
2045 MILLS RD., SIDNEY, B.C., CANADA
V8L 5X2 TEL (250) 655-5800 FAX (250) 655-5811

Project No. 60571032.02.46.02 - CV18F0126

Contract No.:	5176	**Lab Sample I.D.:**	L36258-3 i
Sample Data Filename:	**FC2L_009 S: 24**	**Instrument ID:**	LCMS/MS
Analysis Date:	11-Jan-2022 **Time:** 17:22:43	**GC Column ID:**	C18
Extract Volume (uL):	4000	**Injection Volume (uL):**	2

COMPOUND	ORIG. SDL	FINAL SDL	CHANGE SDL (Final/Orig.)	ORIG. QUAL	FINAL QUAL	ORIG. RT	FINAL RT	REVIEWED BY	REVIEWED DATE
PFDA					ND			TCHEN	12-JAN-2022
PFUNA					ND			TCHEN	12-JAN-2022
PFDOA				NDR	ND(R)			TCHEN	12-JAN-2022
PFTRDA					ND			TCHEN	12-JAN-2022
PFTEDA					ND			TCHEN	12-JAN-2022
PFPES					ND			TCHEN	12-JAN-2022
PFHPS				NDR	ND(R)			TCHEN	12-JAN-2022
PFDS				NDR	ND(R)			TCHEN	12-JAN-2022
PFDOS				NDR	ND(R)			TCHEN	12-JAN-2022
4:2 FTS				NDR	ND(R)			TCHEN	12-JAN-2022
6:2 FTS					ND			TCHEN	12-JAN-2022
8:2 FTS				NDR	ND(R)			TCHEN	12-JAN-2022
PFOSA					ND			TCHEN	12-JAN-2022
N-MEFOSA					ND			TCHEN	12-JAN-2022
N-ETFOSA				NDR	ND(R)			TCHEN	12-JAN-2022
MEFOSAA				NDR	ND(R)			TCHEN	12-JAN-2022
ETFOSAA					ND			TCHEN	12-JAN-2022
N-MEFOSE					ND			TCHEN	12-JAN-2022
N-ETFOSE					ND			TCHEN	12-JAN-2022
HFPO-DA					ND			TCHEN	12-JAN-2022
ADONA				NDR	ND(R)			TCHEN	12-JAN-2022
9CL-PF3ONS					ND			TCHEN	12-JAN-2022
11CL-PF3OUDS					ND			TCHEN	12-JAN-2022
5:3 FTCA					ND			TCHEN	12-JAN-2022
7:3 FTCA					ND			TCHEN	12-JAN-2022
PFEESA					ND			TCHEN	12-JAN-2022
PFMPA					ND			TCHEN	12-JAN-2022
PFMBA					ND			TCHEN	12-JAN-2022
NFDHA					ND			TCHEN	12-JAN-2022

These data are validated and reported as accurate and in accord with SGS AXYS Analytical Services Ltd. ISO17025 compliant quality assurance processes.

Signed: _____Bryan Alonzo_____

For Axys Internal Use Only [XSL Template: Audit1B.xsl; Created: 14-Jan-2022 12:36:42; Application: XMLTransformer-1.18.31;
Report Filename: AUDIT_FC_LC_PFAS_DOD_L36258-3_Audit1B_FC2L_009S24_SJ3012429.html; Workgroup: WG79609; Design ID: 4482]

SGS AXYS METHOD MLA-110 Rev 02

AUDIT 2A CHANGE REPORT

CLIENT SAMPLE NO.
ERH2265
Sample Collection:
20-Dec-2021 10:00

SGS AXYS ANALYTICAL SERVICES
2045 MILLS RD., SIDNEY, B.C., CANADA
V8L 5X2 TEL (250) 655-5800 FAX (250) 655-5811

		Project No.	60571032.02.46.02 - CV18F0126
Contract No.:	5176	**Lab Sample I.D.:**	L36258-3
Sample Data Filename:	**FC2L_008 S: 25**	**Instrument ID:**	LCMS/MS
Analysis Date:	11-Jan-2022 **Time:** 02:28:25	**GC Column ID:**	C18
Extract Volume (uL):	4000	**Injection Volume (uL):**	2

There were no differences found between the parsed and reported data.

These data are validated and reported as accurate and in accord with SGS AXYS Analytical Services Ltd. ISO17025 compliant quality assurance processes.

Signed: _____Bryan Alonzo_____

For Axys Internal Use Only [XSL Template: Audit2A.xsl; Created: 14-Jan-2022 12:36:42; Application: XMLTransformer-1.18.31;
Report Filename: AUDIT_FC_LC_PFAS_DOD_L36258-3_Audit2A_FC2L_008S25_SJ3011704.html; Workgroup: WG79609; Design ID: 4482]

SGS AXYS METHOD MLA-110 Rev 02

AUDIT 2B CHANGE REPORT

CLIENT SAMPLE NO.
ERH2265
Sample Collection:
20-Dec-2021 10:00

SGS AXYS ANALYTICAL SERVICES
2045 MILLS RD., SIDNEY, B.C., CANADA
V8L 5X2 TEL (250) 655-5800 FAX (250) 655-5811

		Project No.	60571032.02.46.02 - CV18F0126
Contract No.:	5176	**Lab Sample I.D.:**	L36258-3
Sample Data Filename:	**FC2L_008 S: 25**	**Instrument ID:**	LCMS/MS
Analysis Date:	11-Jan-2022 **Time:** 02:28:25	**GC Column ID:**	C18
Extract Volume (uL):	4000	**Injection Volume (uL):**	2

There were no differences found between the parsed and reported data.

These data are validated and reported as accurate and in accord with SGS AXYS Analytical Services Ltd. ISO17025 compliant quality assurance processes.

Signed: _____Bryan Alonzo_____

For Axys Internal Use Only [XSL Template: Audit2B.xsl; Created: 14-Jan-2022 12:36:42; Application: XMLTransformer-1.18.31;
Report Filename: AUDIT_FC_LC_PFAS_DOD_L36258-3_Audit2B_FC2L_008S25_SJ3011704.html; Workgroup: WG79609; Design ID: 4482]

SGS AXYS METHOD MLA-110 Rev 02

AUDIT 2A CHANGE REPORT

CLIENT SAMPLE NO.
ERH2265
Sample Collection:
20-Dec-2021 10:00

SGS AXYS ANALYTICAL SERVICES
2045 MILLS RD., SIDNEY, B.C., CANADA
V8L 5X2 TEL (250) 655-5800 FAX (250) 655-5811

		Project No.	60571032.02.46.02 - CV18F0126
Contract No.:	5176	**Lab Sample I.D.:**	L36258-3 i
Sample Data Filename:	**FC2L_009 S: 24**	**Instrument ID:**	LCMS/MS
Analysis Date:	11-Jan-2022 **Time:** 17:22:43	**GC Column ID:**	C18
Extract Volume (uL):	4000	**Injection Volume (uL):**	2

There were no differences found between the parsed and reported data.

These data are validated and reported as accurate and in accord with SGS AXYS Analytical Services Ltd. ISO17025 compliant quality assurance processes.

Signed: _____Bryan Alonzo_____

For Axys Internal Use Only [XSL Template: Audit2A.xsl; Created: 14-Jan-2022 12:36:42; Application: XMLTransformer-1.18.31;
Report Filename: AUDIT_FC_LC_PFAS_DOD_L36258-3_Audit2A_FC2L_009S24_SJ3012429.html; Workgroup: WG79609; Design ID: 4482]

SGS AXYS METHOD MLA-110 Rev 02

AUDIT 2B CHANGE REPORT

CLIENT SAMPLE NO.
ERH2265
Sample Collection:
20-Dec-2021 10:00

SGS AXYS ANALYTICAL SERVICES
2045 MILLS RD., SIDNEY, B.C., CANADA
V8L 5X2 TEL (250) 655-5800 FAX (250) 655-5811

		Project No.	60571032.02.46.02 - CV18F0126
Contract No.:	5176	**Lab Sample I.D.:**	L36258-3 i
Sample Data Filename:	**FC2L_009 S: 24**	**Instrument ID:**	LCMS/MS
Analysis Date:	11-Jan-2022 **Time:** 17:22:43	**GC Column ID:**	C18
Extract Volume (uL):	4000	**Injection Volume (uL):**	2

There were no differences found between the parsed and reported data.

These data are validated and reported as accurate and in accord with SGS AXYS Analytical Services Ltd. ISO17025 compliant quality assurance processes.

Signed: _____Bryan Alonzo_____

For Axys Internal Use Only [XSL Template: Audit2B.xsl; Created: 14-Jan-2022 12:36:42; Application: XMLTransformer-1.18.31;
Report Filename: AUDIT_FC_LC_PFAS_DOD_L36258-3_Audit2B_FC2L_009S24_SJ3012429.html; Workgroup: WG79609; Design ID: 4482]

SGS AXYS METHOD MLA-110 Rev 02

AUDIT 1A CHANGE REPORT

CLIENT SAMPLE NO.
ERH2294
Sample Collection:
27-Dec-2021 09:00

SGS AXYS ANALYTICAL SERVICES
2045 MILLS RD., SIDNEY, B.C., CANADA
V8L 5X2 TEL (250) 655-5800 FAX (250) 655-5811

Project No. 60571032.02.46.02 - CV18F0126

Contract No.: 5176 **Lab Sample I.D.:** L36271-1

Sample Data Filename: **FC2L_008 S: 27** **Instrument ID:** LCMS/MS

Analysis Date: 11-Jan-2022 **Time:** 02:54:36 **GC Column ID:** C18

Extract Volume (uL): 4000 **Injection Volume (uL):** 2

COMPOUND	ORIG. CONC.	FINAL CONC.	CHANGE CONC. (Final/Orig.)	ORIG. AREA	FINAL AREA	CHANGE AREA (Final/Orig.)	ORIG. RATIO	FINAL RATIO
PFBA		0	10000					
PFPEA	0.086	0	0					
PFHXA	0.097	0	0					
PFHPA		0	10000					
PFOA	0	0	10000	0	0	10000		
PFNA	0	0	10000	0	0	10000		
PFDA	0.075	0	0					
PFUNA		0	10000					
PFDOA		0	10000					
PFTRDA		0	10000					
PFTEDA	0.103	0	0					
PFBS		0	10000					
PFPES	0.004	0	0					
PFHXS	0.083	0	0					
PFHPS	0.000	0	0					
PFOS	0.064	0	0					
PFNS	0.020	0	0					
PFDS	0.050	0	0					
PFDOS		0	10000					
4:2 FTS	0.015	0	0					
6:2 FTS	0.029	0	0					
8:2 FTS	0.022	0	0					
PFOSA	0.054	0	0					
N-MEFOSA	0.071	0	0					
N-ETFOSA	0.063	0	0					
MEFOSAA	0	0	10000	0	0	10000		
ETFOSAA	0	0	10000	0	0	10000		
N-MEFOSE	0.093	0	0					
N-ETFOSE	0.172	0	0					
HFPO-DA	0.041	0	0					
ADONA	0.001	0	0					
9CL-PF3ONS		0	10000					
11CL-PF3OUDS		0	10000					
3:3 FTCA	0.043	0	0					
5:3 FTCA		0	10000					
7:3 FTCA		0	10000					
PFEESA		0	10000					
PFMPA	0.007	0	0					
PFMBA	0.000	0	0					
NFDHA		0	10000					

These data are validated and reported as accurate and in accord with SGS AXYS Analytical Services Ltd. ISO17025 compliant quality assurance processes.

Signed: _____Bryan Alonzo_____

For Axys Internal Use Only [XSL Template: Audit1A.xsl; Created: 14-Jan-2022 12:36:42; Application: XMLTransformer-1.18.31;
Report Filename: AUDIT_FC_LC_PFAS_DOD_L36271-1_Audit1A_FC2L_008S27_SJ3011706.html; Workgroup: WG79609; Design ID: 4482]

SGS AXYS METHOD MLA-110 Rev 02

AUDIT 1B CHANGE REPORT

CLIENT SAMPLE NO.
ERH2294
Sample Collection:
27-Dec-2021 09:00

SGS AXYS ANALYTICAL SERVICES
2045 MILLS RD., SIDNEY, B.C., CANADA
V8L 5X2 TEL (250) 655-5800 FAX (250) 655-5811

Project No. 60571032.02.46.02 - CV18F0126

Contract No.:	5176	**Lab Sample I.D.:**	L36271-1
Sample Data Filename:	**FC2L_008 S: 27**	**Instrument ID:**	LCMS/MS
Analysis Date:	11-Jan-2022 **Time:** 02:54:36	**GC Column ID:**	C18
Extract Volume (uL):	4000	**Injection Volume (uL):**	2

COMPOUND	ORIG. SDL	FINAL SDL	CHANGE SDL (Final/Orig.)	ORIG. QUAL	FINAL QUAL	ORIG. RT	FINAL RT	REVIEWED BY	REVIEWED DATE
PFBA					ND			TCHEN	12-JAN-2022
PFPEA					ND			TCHEN	12-JAN-2022
PFHXA					ND			TCHEN	12-JAN-2022
PFHPA					ND			TCHEN	12-JAN-2022
PFOA				NDR	ND			TCHEN	12-JAN-2022
PFNA					ND			TCHEN	12-JAN-2022
PFDA				NDR	ND(R)			TCHEN	12-JAN-2022
PFUNA					ND			TCHEN	12-JAN-2022
PFDOA					ND			TCHEN	12-JAN-2022
PFTRDA					ND			TCHEN	12-JAN-2022
PFTEDA					ND			TCHEN	12-JAN-2022
PFBS					ND			TCHEN	12-JAN-2022
PFPES				NDR	ND(R)			TCHEN	12-JAN-2022
PFHXS					ND			TCHEN	12-JAN-2022
PFHPS				NDR	ND(R)			TCHEN	12-JAN-2022
PFOS				NDR	ND(R)			TCHEN	12-JAN-2022
PFNS					ND			TCHEN	12-JAN-2022
PFDS				NDR	ND(R)			TCHEN	12-JAN-2022
PFDOS					ND			TCHEN	12-JAN-2022
4:2 FTS				NDR	ND(R)			TCHEN	12-JAN-2022
6:2 FTS				NDR	ND(R)			TCHEN	12-JAN-2022
8:2 FTS				NDR	ND(R)			TCHEN	12-JAN-2022
PFOSA					ND			TCHEN	12-JAN-2022
N-MEFOSA				NDR	ND(R)			TCHEN	12-JAN-2022
N-ETFOSA				NDR	ND(R)			TCHEN	12-JAN-2022
MEFOSAA					ND			TCHEN	12-JAN-2022
ETFOSAA					ND			TCHEN	12-JAN-2022
N-MEFOSE					ND			TCHEN	12-JAN-2022
N-ETFOSE					ND			TCHEN	12-JAN-2022
HFPO-DA				NDR	ND(R)			TCHEN	12-JAN-2022
ADONA				NDR	ND(R)			TCHEN	12-JAN-2022
9CL-PF3ONS					ND			TCHEN	12-JAN-2022
11CL-PF3OUDS					ND			TCHEN	12-JAN-2022
3:3 FTCA				NDR	ND(R)			TCHEN	12-JAN-2022
5:3 FTCA					ND			TCHEN	12-JAN-2022
7:3 FTCA					ND			TCHEN	12-JAN-2022
PFEESA					ND			TCHEN	12-JAN-2022
PFMPA					ND			TCHEN	12-JAN-2022
PFMBA					ND			TCHEN	12-JAN-2022
NFDHA					ND			TCHEN	12-JAN-2022

These data are validated and reported as accurate and in accord with SGS AXYS Analytical Services Ltd. ISO17025 compliant quality assurance processes.

Signed: _____Bryan Alonzo_____

For Axys Internal Use Only [XSL Template: Audit1B.xsl; Created: 14-Jan-2022 12:36:42; Application: XMLTransformer-1.18.31;
Report Filename: AUDIT_FC_LC_PFAS_DOD_L36271-1_Audit1B_FC2L_008S27_SJ3011706.html; Workgroup: WG79609; Design ID: 4482]

SGS AXYS METHOD MLA-110 Rev 02

AUDIT 1A CHANGE REPORT

CLIENT SAMPLE NO.
ERH2294
Sample Collection:
27-Dec-2021 09:00

SGS AXYS ANALYTICAL SERVICES
2045 MILLS RD., SIDNEY, B.C., CANADA
V8L 5X2 TEL (250) 655-5800 FAX (250) 655-5811

Project No. 60571032.02.46.02 - CV18F0126

Contract No.:	5176	**Lab Sample I.D.:**	L36271-1 i
Sample Data Filename:	**FC2L_009 S: 26**	**Instrument ID:**	LCMS/MS
Analysis Date:	11-Jan-2022 **Time:** 17:49:25	**GC Column ID:**	C18
Extract Volume (uL):	4000	**Injection Volume (uL):**	2

COMPOUND	ORIG. CONC.	FINAL CONC.	CHANGE CONC. (Final/Orig.)	ORIG. AREA	FINAL AREA	CHANGE AREA (Final/Orig.)	ORIG. RATIO	FINAL RATIO
PFBA		0	10000					
PFPEA		0	10000					
PFHXA	0.149	0	0					
PFHPA		0	10000					
PFOA	0	0	10000	0	0	10000		
PFNA	0	0	10000	0	0	10000		
PFDA		0	10000					
PFUNA		0	10000					
PFDOA	0.035	0	0					
PFTRDA		0	10000					
PFTEDA		0	10000					
PFBS		0	10000					
PFPES	0.003	0	0					
PFHXS	0.073	0	0					
PFHPS	0.000	0	0					
PFOS	0.067	0	0					
PFNS	0.021	0	0					
PFDS	0.027	0	0					
PFDOS	0.003	0	0					
4:2 FTS	0.016	0	0					
6:2 FTS		0	10000					
8:2 FTS	0.020	0	0					
PFOSA	0.067	0	0					
N-MEFOSA	0.036	0	0					
N-ETFOSA	0.089	0	0					
MEFOSAA	0	0	10000	0	0	10000		
ETFOSAA	0	0	10000	0	0	10000		
N-MEFOSE	0	0	10000	0	0	10000		
N-ETFOSE	0.178	0	0					
HFPO-DA		0	10000					
ADONA		0	10000					
9CL-PF3ONS		0	10000					
11CL-PF3OUDS		0	10000					
3:3 FTCA	0.101	0	0					
5:3 FTCA		0	10000					
7:3 FTCA		0	10000					
PFEESA		0	10000					
PFMPA	0.062	0	0					
PFMBA	0.001	0	0					
NFDHA	0.010	0	0					

These data are validated and reported as accurate and in accord with SGS AXYS Analytical Services Ltd. ISO17025 compliant quality assurance processes.

Signed: _____Bryan Alonzo_____

For Axys Internal Use Only [XSL Template: Audit1A.xsl; Created: 14-Jan-2022 12:36:42; Application: XMLTransformer-1.18.31;
Report Filename: AUDIT_FC_LC_PFAS_DOD_L36271-1_Audit1A_FC2L_009S26_SJ3012431.html; Workgroup: WG79609; Design ID: 4482]

SGS AXYS METHOD MLA-110 Rev 02

AUDIT 1B CHANGE REPORT

CLIENT SAMPLE NO.
ERH2294
Sample Collection:
27-Dec-2021 09:00

SGS AXYS ANALYTICAL SERVICES
2045 MILLS RD., SIDNEY, B.C., CANADA
V8L 5X2 TEL (250) 655-5800 FAX (250) 655-5811

Project No. 60571032.02.46.02 - CV18F0126

Contract No.:	5176	**Lab Sample I.D.:**	L36271-1 i
Sample Data Filename:	**FC2L_009 S: 26**	**Instrument ID:**	LCMS/MS
Analysis Date:	11-Jan-2022 **Time:** 17:49:25	**GC Column ID:**	C18
Extract Volume (uL):	4000	**Injection Volume (uL):**	2

COMPOUND	ORIG. SDL	FINAL SDL	CHANGE SDL (Final/Orig.)	ORIG. QUAL	FINAL QUAL	ORIG. RT	FINAL RT	REVIEWED BY	REVIEWED DATE
PFBA					ND			TCHEN	12-JAN-2022
PFPEA					ND			TCHEN	12-JAN-2022
PFHXA				NDR	ND(R)			TCHEN	12-JAN-2022
PFHPA					ND			TCHEN	12-JAN-2022
PFOA				NDR	ND			TCHEN	12-JAN-2022
PFNA					ND			TCHEN	12-JAN-2022
PFDA					ND			TCHEN	12-JAN-2022
PFUNA					ND			TCHEN	12-JAN-2022
PFDOA				NDR	ND(R)			TCHEN	12-JAN-2022
PFTRDA					ND			TCHEN	12-JAN-2022
PFTEDA					ND			TCHEN	12-JAN-2022
PFBS					ND			TCHEN	12-JAN-2022
PFPES				NDR	ND(R)			TCHEN	12-JAN-2022
PFHXS					ND			TCHEN	12-JAN-2022
PFHPS				NDR	ND(R)			TCHEN	12-JAN-2022
PFOS					ND			TCHEN	12-JAN-2022
PFNS				NDR	ND(R)			TCHEN	12-JAN-2022
PFDS				NDR	ND(R)			TCHEN	12-JAN-2022
PFDOS				NDR	ND(R)			TCHEN	12-JAN-2022
4:2 FTS					ND			TCHEN	12-JAN-2022
6:2 FTS					ND			TCHEN	12-JAN-2022
8:2 FTS				NDR	ND(R)			TCHEN	12-JAN-2022
PFOSA					ND			TCHEN	12-JAN-2022
N-MEFOSA				NDR	ND(R)			TCHEN	12-JAN-2022
N-ETFOSA					ND			TCHEN	12-JAN-2022
MEFOSAA					ND			TCHEN	12-JAN-2022
ETFOSAA					ND			TCHEN	12-JAN-2022
N-MEFOSE					ND			TCHEN	12-JAN-2022
N-ETFOSE					ND			TCHEN	12-JAN-2022
HFPO-DA					ND			TCHEN	12-JAN-2022
ADONA					ND			TCHEN	12-JAN-2022
9CL-PF3ONS					ND			TCHEN	12-JAN-2022
11CL-PF3OUDS					ND			TCHEN	12-JAN-2022
3:3 FTCA				NDR	ND(R)			TCHEN	12-JAN-2022
5:3 FTCA					ND			TCHEN	12-JAN-2022
7:3 FTCA					ND			TCHEN	12-JAN-2022
PFEESA					ND			TCHEN	12-JAN-2022
PFMPA					ND			TCHEN	12-JAN-2022
PFMBA					ND			TCHEN	12-JAN-2022
NFDHA				NDR	ND(R)			TCHEN	12-JAN-2022

These data are validated and reported as accurate and in accord with SGS AXYS Analytical Services Ltd. ISO17025 compliant quality assurance processes.

Signed: _____Bryan Alonzo_____

For Axys Internal Use Only [XSL Template: Audit1B.xsl; Created: 14-Jan-2022 12:36:42; Application: XMLTransformer-1.18.31;
Report Filename: AUDIT_FC_LC_PFAS_DOD_L36271-1_Audit1B_FC2L_009S26_SJ3012431.html; Workgroup: WG79609; Design ID: 4482]

SGS AXYS METHOD MLA-110 Rev 02

AUDIT 2A CHANGE REPORT

CLIENT SAMPLE NO.
ERH2294
Sample Collection:
27-Dec-2021 09:00

SGS AXYS ANALYTICAL SERVICES
2045 MILLS RD., SIDNEY, B.C., CANADA
V8L 5X2 TEL (250) 655-5800 FAX (250) 655-5811

		Project No.	60571032.02.46.02 - CV18F0126
Contract No.:	5176	**Lab Sample I.D.:**	L36271-1
Sample Data Filename:	**FC2L_008 S: 27**	**Instrument ID:**	LCMS/MS
Analysis Date:	11-Jan-2022 **Time:** 02:54:36	**GC Column ID:**	C18
Extract Volume (uL):	4000	**Injection Volume (uL):**	2

There were no differences found between the parsed and reported data.

These data are validated and reported as accurate and in accord with SGS AXYS Analytical Services Ltd. ISO17025 compliant quality assurance processes.

Signed: _____Bryan Alonzo_____

For Axys Internal Use Only [XSL Template: Audit2A.xsl; Created: 14-Jan-2022 12:36:42; Application: XMLTransformer-1.18.31;
Report Filename: AUDIT_FC_LC_PFAS_DOD_L36271-1_Audit2A_FC2L_008S27_SJ3011706.html; Workgroup: WG79609; Design ID: 4482]

SGS AXYS METHOD MLA-110 Rev 02

AUDIT 2B CHANGE REPORT

CLIENT SAMPLE NO.
ERH2294
Sample Collection:
27-Dec-2021 09:00

SGS AXYS ANALYTICAL SERVICES
2045 MILLS RD., SIDNEY, B.C., CANADA
V8L 5X2 TEL (250) 655-5800 FAX (250) 655-5811

		Project No.	60571032.02.46.02 - CV18F0126
Contract No.:	5176	**Lab Sample I.D.:**	L36271-1
Sample Data Filename:	**FC2L_008 S: 27**	**Instrument ID:**	LCMS/MS
Analysis Date:	11-Jan-2022 **Time:** 02:54:36	**GC Column ID:**	C18
Extract Volume (uL):	4000	**Injection Volume (uL):**	2

There were no differences found between the parsed and reported data.

These data are validated and reported as accurate and in accord with SGS AXYS Analytical Services Ltd. ISO17025 compliant quality assurance processes.

Signed: _____Bryan Alonzo_____

For Axys Internal Use Only [XSL Template: Audit2B.xsl; Created: 14-Jan-2022 12:36:42; Application: XMLTransformer-1.18.31;
Report Filename: AUDIT_FC_LC_PFAS_DOD_L36271-1_Audit2B_FC2L_008S27_SJ3011706.html; Workgroup: WG79609; Design ID: 4482]

SGS AXYS METHOD MLA-110 Rev 02

AUDIT 2A CHANGE REPORT

CLIENT SAMPLE NO.
ERH2294
Sample Collection:
27-Dec-2021 09:00

SGS AXYS ANALYTICAL SERVICES
2045 MILLS RD., SIDNEY, B.C., CANADA
V8L 5X2 TEL (250) 655-5800 FAX (250) 655-5811

		Project No.	60571032.02.46.02 - CV18F0126
Contract No.:	5176	**Lab Sample I.D.:**	L36271-1 i
Sample Data Filename:	**FC2L_009 S: 26**	**Instrument ID:**	LCMS/MS
Analysis Date:	11-Jan-2022 **Time:** 17:49:25	**GC Column ID:**	C18
Extract Volume (uL):	4000	**Injection Volume (uL):**	2

There were no differences found between the parsed and reported data.

These data are validated and reported as accurate and in accord with SGS AXYS Analytical Services Ltd. ISO17025 compliant quality assurance processes.

Signed: _____Bryan Alonzo_____

For Axys Internal Use Only [XSL Template: Audit2A.xsl; Created: 14-Jan-2022 12:36:42; Application: XMLTransformer-1.18.31;
Report Filename: AUDIT_FC_LC_PFAS_DOD_L36271-1_Audit2A_FC2L_009S26_SJ3012431.html; Workgroup: WG79609; Design ID: 4482]

SGS AXYS METHOD MLA-110 Rev 02

AUDIT 2B CHANGE REPORT

CLIENT SAMPLE NO.
ERH2294
Sample Collection:
27-Dec-2021 09:00

SGS AXYS ANALYTICAL SERVICES
2045 MILLS RD., SIDNEY, B.C., CANADA
V8L 5X2 TEL (250) 655-5800 FAX (250) 655-5811

		Project No.	60571032.02.46.02 - CV18F0126
Contract No.:	5176	**Lab Sample I.D.:**	L36271-1 i
Sample Data Filename:	**FC2L_009 S: 26**	**Instrument ID:**	LCMS/MS
Analysis Date:	11-Jan-2022 **Time:** 17:49:25	**GC Column ID:**	C18
Extract Volume (uL):	4000	**Injection Volume (uL):**	2

There were no differences found between the parsed and reported data.

These data are validated and reported as accurate and in accord with SGS AXYS Analytical Services Ltd. ISO17025 compliant quality assurance processes.

Signed: _____Bryan Alonzo_____

For Axys Internal Use Only [XSL Template: Audit2B.xsl; Created: 14-Jan-2022 12:36:42; Application: XMLTransformer-1.18.31;
Report Filename: AUDIT_FC_LC_PFAS_DOD_L36271-1_Audit2B_FC2L_009S26_SJ3012431.html; Workgroup: WG79609; Design ID: 4482]

SGS AXYS METHOD MLA-110 Rev 02

AUDIT 1A CHANGE REPORT

CLIENT SAMPLE NO.
ERH2295
Sample Collection:
27-Dec-2021 09:05

SGS AXYS ANALYTICAL SERVICES
2045 MILLS RD., SIDNEY, B.C., CANADA
V8L 5X2 TEL (250) 655-5800 FAX (250) 655-5811

Project No. 60571032.02.46.02 - CV18F0126

Contract No.:	5176	**Lab Sample I.D.:**	L36271-2
Sample Data Filename:	**FC2L_008 S: 28**	**Instrument ID:**	LCMS/MS
Analysis Date:	11-Jan-2022 **Time:** 03:07:42	**GC Column ID:**	C18
Extract Volume (uL):	4000	**Injection Volume (uL):**	2

COMPOUND	ORIG. CONC.	FINAL CONC.	CHANGE CONC. (Final/Orig.)	ORIG. AREA	FINAL AREA	CHANGE AREA (Final/Orig.)	ORIG. RATIO	FINAL RATIO
PFBA	0.228	0	0					
PFPEA		0	10000					
PFHXA	0.079	0	0					
PFHPA	0.145	0	0					
PFOA	0	0	10000	0	0	10000		
PFNA	0	0	10000	0	0	10000		
PFDA		0	10000					
PFUNA		0	10000					
PFDOA		0	10000					
PFTRDA		0	10000					
PFTEDA	0.086	0	0					
PFBS		0	10000					
PFPES		0	10000					
PFHXS	0.070	0	0					
PFHPS	0.001	0	0					
PFOS	0.029	0	0					
PFNS		0	10000					
PFDS	0.001	0	0					
PFDOS		0	10000					
4:2 FTS	0.004	0	0					
6:2 FTS	0.040	0	0					
8:2 FTS	0.014	0	0					
PFOSA	0.042	0	0					
N-MEFOSA	0.073	0	0					
N-ETFOSA	0.077	0	0					
MEFOSAA	0	0	10000	0	0	10000		
ETFOSAA	0	0	10000	0	0	10000		
N-MEFOSE	0.100	0	0					
N-ETFOSE	0.133	0	0					
HFPO-DA	0.048	0	0					
ADONA		0	10000					
9CL-PF3ONS		0	10000					
11CL-PF3OUDS		0	10000					
3:3 FTCA		0	10000					
5:3 FTCA		0	10000					
7:3 FTCA		0	10000					
PFEESA		0	10000					
PFMPA	0.021	0	0					
PFMBA	0.002	0	0					
NFDHA		0	10000					

These data are validated and reported as accurate and in accord with SGS AXYS Analytical Services Ltd. ISO17025 compliant quality assurance processes.

Signed: _____Bryan Alonzo_____

For Axys Internal Use Only [XSL Template: Audit1A.xsl; Created: 14-Jan-2022 12:36:42; Application: XMLTransformer-1.18.31;
Report Filename: AUDIT_FC_LC_PFAS_DOD_L36271-2_Audit1A_FC2L_008S28_SJ3011707.html; Workgroup: WG79609; Design ID: 4482]

SGS AXYS METHOD MLA-110 Rev 02

AUDIT 1B CHANGE REPORT

CLIENT SAMPLE NO.
ERH2295
Sample Collection:
27-Dec-2021 09:05

SGS AXYS ANALYTICAL SERVICES
2045 MILLS RD., SIDNEY, B.C., CANADA
V8L 5X2 TEL (250) 655-5800 FAX (250) 655-5811

Project No. 60571032.02.46.02 - CV18F0126

Contract No.: 5176 **Lab Sample I.D.:** L36271-2

Sample Data Filename: **FC2L_008 S: 28** **Instrument ID:** LCMS/MS

Analysis Date: 11-Jan-2022 **Time:** 03:07:42 **GC Column ID:** C18

Extract Volume (uL): 4000 **Injection Volume (uL):** 2

COMPOUND	ORIG. SDL	FINAL SDL	CHANGE SDL (Final/Orig.)	ORIG. QUAL	FINAL QUAL	ORIG. RT	FINAL RT	REVIEWED BY	REVIEWED DATE
PFBA					ND			TCHEN	12-JAN-2022
PFPEA					ND			TCHEN	12-JAN-2022
PFHXA				NDR	ND(R)			TCHEN	12-JAN-2022
PFHPA				NDR	ND(R)			TCHEN	12-JAN-2022
PFOA				NDR	ND			TCHEN	12-JAN-2022
PFNA					ND			TCHEN	12-JAN-2022
PFDA					ND			TCHEN	12-JAN-2022
PFUNA					ND			TCHEN	12-JAN-2022
PFDOA					ND			TCHEN	12-JAN-2022
PFTRDA					ND			TCHEN	12-JAN-2022
PFTEDA					ND			TCHEN	12-JAN-2022
PFBS					ND			TCHEN	12-JAN-2022
PFPES					ND			TCHEN	12-JAN-2022
PFHXS					ND			TCHEN	12-JAN-2022
PFHPS				NDR	ND(R)			TCHEN	12-JAN-2022
PFOS					ND			TCHEN	12-JAN-2022
PFNS					ND			TCHEN	12-JAN-2022
PFDS				NDR	ND(R)			TCHEN	12-JAN-2022
PFDOS					ND			TCHEN	12-JAN-2022
4:2 FTS					ND			TCHEN	12-JAN-2022
6:2 FTS					ND			TCHEN	12-JAN-2022
8:2 FTS				NDR	ND(R)			TCHEN	12-JAN-2022
PFOSA					ND			TCHEN	12-JAN-2022
N-MEFOSA				NDR	ND(R)			TCHEN	12-JAN-2022
N-ETFOSA					ND			TCHEN	12-JAN-2022
MEFOSAA					ND			TCHEN	12-JAN-2022
ETFOSAA					ND			TCHEN	12-JAN-2022
N-MEFOSE					ND			TCHEN	12-JAN-2022
N-ETFOSE					ND			TCHEN	12-JAN-2022
HFPO-DA				NDR	ND(R)			TCHEN	12-JAN-2022
ADONA					ND			TCHEN	12-JAN-2022
9CL-PF3ONS					ND			TCHEN	12-JAN-2022
11CL-PF3OUDS					ND			TCHEN	12-JAN-2022
3:3 FTCA					ND			TCHEN	12-JAN-2022
5:3 FTCA					ND			TCHEN	12-JAN-2022
7:3 FTCA					ND			TCHEN	12-JAN-2022
PFEESA					ND			TCHEN	12-JAN-2022
PFMPA					ND			TCHEN	12-JAN-2022
PFMBA					ND			TCHEN	12-JAN-2022
NFDHA					ND			TCHEN	12-JAN-2022

These data are validated and reported as accurate and in accord with SGS AXYS Analytical Services Ltd. ISO17025 compliant quality assurance processes.

Signed: _____Bryan Alonzo_____

For Axys Internal Use Only [XSL Template: Audit1B.xsl; Created: 14-Jan-2022 12:36:42; Application: XMLTransformer-1.18.31;
Report Filename: AUDIT_FC_LC_PFAS_DOD_L36271-2_Audit1B_FC2L_008S28_SJ3011707.html; Workgroup: WG79609; Design ID: 4482]

SGS AXYS METHOD MLA-110 Rev 02

AUDIT 1A CHANGE REPORT

CLIENT SAMPLE NO.
ERH2295
Sample Collection:
27-Dec-2021 09:05

SGS AXYS ANALYTICAL SERVICES
2045 MILLS RD., SIDNEY, B.C., CANADA
V8L 5X2 TEL (250) 655-5800 FAX (250) 655-5811

Project No. 60571032.02.46.02 - CV18F0126

Contract No.:	5176	**Lab Sample I.D.:**	L36271-2 i
Sample Data Filename:	**FC2L_009 S: 27**	**Instrument ID:**	LCMS/MS
Analysis Date:	11-Jan-2022 **Time:** 18:02:47	**GC Column ID:**	C18
Extract Volume (uL):	4000	**Injection Volume (uL):**	2

COMPOUND	ORIG. CONC.	FINAL CONC.	CHANGE CONC. (Final/Orig.)	ORIG. AREA	FINAL AREA	CHANGE AREA (Final/Orig.)	ORIG. RATIO	FINAL RATIO
PFBA	0.177	0	0					
PFPEA		0	10000					
PFHXA	0.147	0	0					
PFHPA		0	10000					
PFOA	0	0	10000	0	0	10000		
PFNA	0	0	10000	0	0	10000		
PFDA		0	10000					
PFUNA		0	10000					
PFDOA	0.007	0	0					
PFTRDA		0	10000					
PFTEDA	0.043	0	0					
PFBS		0	10000					
PFPES	0.001	0	0					
PFHXS	0.026	0	0					
PFHPS	0.000	0	0					
PFOS	0	0	10000	0	0	10000		
PFNS	0.002	0	0					
PFDS	0.000	0	0					
PFDOS	0.003	0	0					
4:2 FTS	0.009	0	0					
6:2 FTS		0	10000					
8:2 FTS	0.013	0	0					
PFOSA	0.071	0	0					
N-MEFOSA	0.058	0	0					
N-ETFOSA	0.037	0	0					
MEFOSAA	0.028	0	0					
ETFOSAA	0	0	10000	0	0	10000		
N-MEFOSE	0	0	10000	0	0	10000		
N-ETFOSE	0.090	0	0					
HFPO-DA		0	10000					
ADONA	0.000	0	0					
9CL-PF3ONS		0	10000					
11CL-PF3OUDS		0	10000					
3:3 FTCA		0	10000					
5:3 FTCA		0	10000					
7:3 FTCA		0	10000					
PFEESA		0	10000					
PFMPA	0.144	0	0					
PFMBA	0.002	0	0					
NFDHA		0	10000					

These data are validated and reported as accurate and in accord with SGS AXYS Analytical Services Ltd. ISO17025 compliant quality assurance processes.

Signed: _____Bryan Alonzo_____

For Axys Internal Use Only [XSL Template: Audit1A.xsl; Created: 14-Jan-2022 12:36:42; Application: XMLTransformer-1.18.31;
Report Filename: AUDIT_FC_LC_PFAS_DOD_L36271-2_Audit1A_FC2L_009S27_SJ3012432.html; Workgroup: WG79609; Design ID: 4482]

SGS AXYS METHOD MLA-110 Rev 02

AUDIT 1B CHANGE REPORT

CLIENT SAMPLE NO.
ERH2295
Sample Collection:
27-Dec-2021 09:05

SGS AXYS ANALYTICAL SERVICES
2045 MILLS RD., SIDNEY, B.C., CANADA
V8L 5X2 TEL (250) 655-5800 FAX (250) 655-5811

Project No. 60571032.02.46.02 - CV18F0126

Contract No.:	5176	**Lab Sample I.D.:**	L36271-2 i
Sample Data Filename:	**FC2L_009 S: 27**	**Instrument ID:**	LCMS/MS
Analysis Date:	11-Jan-2022 **Time:** 18:02:47	**GC Column ID:**	C18
Extract Volume (uL):	4000	**Injection Volume (uL):**	2

COMPOUND	ORIG. SDL	FINAL SDL	CHANGE SDL (Final/Orig.)	ORIG. QUAL	FINAL QUAL	ORIG. RT	FINAL RT	REVIEWED BY	REVIEWED DATE
PFBA					ND			TCHEN	12-JAN-2022
PFPEA					ND			TCHEN	12-JAN-2022
PFHXA				NDR	ND(R)			TCHEN	12-JAN-2022
PFHPA					ND			TCHEN	12-JAN-2022
PFOA				NDR	ND			TCHEN	12-JAN-2022
PFNA					ND			TCHEN	12-JAN-2022
PFDA					ND			TCHEN	12-JAN-2022
PFUNA					ND			TCHEN	12-JAN-2022
PFDOA					ND			TCHEN	12-JAN-2022
PFTRDA					ND			TCHEN	12-JAN-2022
PFTEDA				NDR	ND(R)			TCHEN	12-JAN-2022
PFBS					ND			TCHEN	12-JAN-2022
PFPES				NDR	ND(R)			TCHEN	12-JAN-2022
PFHXS				NDR	ND(R)			TCHEN	12-JAN-2022
PFHPS				NDR	ND(R)			TCHEN	12-JAN-2022
PFOS					ND			TCHEN	12-JAN-2022
PFNS				NDR	ND(R)			TCHEN	12-JAN-2022
PFDS				NDR	ND(R)			TCHEN	12-JAN-2022
PFDOS				NDR	ND(R)			TCHEN	12-JAN-2022
4:2 FTS					ND			TCHEN	12-JAN-2022
6:2 FTS					ND			TCHEN	12-JAN-2022
8:2 FTS				NDR	ND(R)			TCHEN	12-JAN-2022
PFOSA					ND			TCHEN	12-JAN-2022
N-MEFOSA				NDR	ND(R)			TCHEN	12-JAN-2022
N-ETFOSA					ND			TCHEN	12-JAN-2022
MEFOSAA				NDR	ND(R)			TCHEN	12-JAN-2022
ETFOSAA					ND			TCHEN	12-JAN-2022
N-MEFOSE					ND			TCHEN	12-JAN-2022
N-ETFOSE					ND			TCHEN	12-JAN-2022
HFPO-DA					ND			TCHEN	12-JAN-2022
ADONA				NDR	ND(R)			TCHEN	12-JAN-2022
9CL-PF3ONS					ND			TCHEN	12-JAN-2022
11CL-PF3OUDS					ND			TCHEN	12-JAN-2022
3:3 FTCA					ND			TCHEN	12-JAN-2022
5:3 FTCA					ND			TCHEN	12-JAN-2022
7:3 FTCA					ND			TCHEN	12-JAN-2022
PFEESA					ND			TCHEN	12-JAN-2022
PFMPA					ND			TCHEN	12-JAN-2022
PFMBA					ND			TCHEN	12-JAN-2022
NFDHA					ND			TCHEN	12-JAN-2022

These data are validated and reported as accurate and in accord with SGS AXYS Analytical Services Ltd. ISO17025 compliant quality assurance processes.

Signed: _____Bryan Alonzo_____

For Axys Internal Use Only [XSL Template: Audit1B.xsl; Created: 14-Jan-2022 12:36:42; Application: XMLTransformer-1.18.31;
Report Filename: AUDIT_FC_LC_PFAS_DOD_L36271-2_Audit1B_FC2L_009S27_SJ3012432.html; Workgroup: WG79609; Design ID: 4482]

SGS AXYS METHOD MLA-110 Rev 02

AUDIT 2A CHANGE REPORT

CLIENT SAMPLE NO.
ERH2295
Sample Collection:
27-Dec-2021 09:05

SGS AXYS ANALYTICAL SERVICES
2045 MILLS RD., SIDNEY, B.C., CANADA
V8L 5X2 TEL (250) 655-5800 FAX (250) 655-5811

		Project No.	60571032.02.46.02 - CV18F0126
Contract No.:	5176	**Lab Sample I.D.:**	L36271-2
Sample Data Filename:	**FC2L_008 S: 28**	**Instrument ID:**	LCMS/MS
Analysis Date:	11-Jan-2022 **Time:** 03:07:42	**GC Column ID:**	C18
Extract Volume (uL):	4000	**Injection Volume (uL):**	2

There were no differences found between the parsed and reported data.

These data are validated and reported as accurate and in accord with SGS AXYS Analytical Services Ltd. ISO17025 compliant quality assurance processes.

Signed: _____Bryan Alonzo_____

For Axys Internal Use Only [XSL Template: Audit2A.xsl; Created: 14-Jan-2022 12:36:42; Application: XMLTransformer-1.18.31;
Report Filename: AUDIT_FC_LC_PFAS_DOD_L36271-2_Audit2A_FC2L_008S28_SJ3011707.html; Workgroup: WG79609; Design ID: 4482]

SGS AXYS METHOD MLA-110 Rev 02

AUDIT 2B CHANGE REPORT

CLIENT SAMPLE NO.
ERH2295
Sample Collection:
27-Dec-2021 09:05

SGS AXYS ANALYTICAL SERVICES
2045 MILLS RD., SIDNEY, B.C., CANADA
V8L 5X2 TEL (250) 655-5800 FAX (250) 655-5811

		Project No.	60571032.02.46.02 - CV18F0126
Contract No.:	5176	**Lab Sample I.D.:**	L36271-2
Sample Data Filename:	**FC2L_008 S: 28**	**Instrument ID:**	LCMS/MS
Analysis Date:	11-Jan-2022 **Time:** 03:07:42	**GC Column ID:**	C18
Extract Volume (uL):	4000	**Injection Volume (uL):**	2

There were no differences found between the parsed and reported data.

These data are validated and reported as accurate and in accord with SGS AXYS Analytical Services Ltd. ISO17025 compliant quality assurance processes.

Signed: _____Bryan Alonzo_____

For Axys Internal Use Only [XSL Template: Audit2B.xsl; Created: 14-Jan-2022 12:36:42; Application: XMLTransformer-1.18.31;
Report Filename: AUDIT_FC_LC_PFAS_DOD_L36271-2_Audit2B_FC2L_008S28_SJ3011707.html; Workgroup: WG79609; Design ID: 4482]

SGS AXYS METHOD MLA-110 Rev 02

AUDIT 2A CHANGE REPORT

CLIENT SAMPLE NO.
ERH2295
Sample Collection:
27-Dec-2021 09:05

SGS AXYS ANALYTICAL SERVICES
2045 MILLS RD., SIDNEY, B.C., CANADA
V8L 5X2 TEL (250) 655-5800 FAX (250) 655-5811

		Project No.	60571032.02.46.02 - CV18F0126
Contract No.:	5176	**Lab Sample I.D.:**	L36271-2 i
Sample Data Filename:	**FC2L_009 S: 27**	**Instrument ID:**	LCMS/MS
Analysis Date:	11-Jan-2022 **Time:** 18:02:47	**GC Column ID:**	C18
Extract Volume (uL):	4000	**Injection Volume (uL):**	2

There were no differences found between the parsed and reported data.

These data are validated and reported as accurate and in accord with SGS AXYS Analytical Services Ltd. ISO17025 compliant quality assurance processes.

Signed: _____Bryan Alonzo_____

For Axys Internal Use Only [XSL Template: Audit2A.xsl; Created: 14-Jan-2022 12:36:42; Application: XMLTransformer-1.18.31;
Report Filename: AUDIT_FC_LC_PFAS_DOD_L36271-2_Audit2A_FC2L_009S27_SJ3012432.html; Workgroup: WG79609; Design ID: 4482]

SGS AXYS METHOD MLA-110 Rev 02

AUDIT 2B CHANGE REPORT

CLIENT SAMPLE NO.
ERH2295
Sample Collection:
27-Dec-2021 09:05

SGS AXYS ANALYTICAL SERVICES
2045 MILLS RD., SIDNEY, B.C., CANADA
V8L 5X2 TEL (250) 655-5800 FAX (250) 655-5811

		Project No.	60571032.02.46.02 - CV18F0126
Contract No.:	5176	**Lab Sample I.D.:**	L36271-2 i
Sample Data Filename:	**FC2L_009 S: 27**	**Instrument ID:**	LCMS/MS
Analysis Date:	11-Jan-2022 **Time:** 18:02:47	**GC Column ID:**	C18
Extract Volume (uL):	4000	**Injection Volume (uL):**	2

There were no differences found between the parsed and reported data.

These data are validated and reported as accurate and in accord with SGS AXYS Analytical Services Ltd. ISO17025 compliant quality assurance processes.

Signed: _____Bryan Alonzo_____

For Axys Internal Use Only [XSL Template: Audit2B.xsl; Created: 14-Jan-2022 12:36:42; Application: XMLTransformer-1.18.31;
Report Filename: AUDIT_FC_LC_PFAS_DOD_L36271-2_Audit2B_FC2L_009S27_SJ3012432.html; Workgroup: WG79609; Design ID: 4482]

SGS AXYS METHOD MLA-110 Rev 02

AUDIT 1A CHANGE REPORT

CLIENT SAMPLE NO.
ERH2287
Sample Collection:
27-Dec-2021 09:07

SGS AXYS ANALYTICAL SERVICES
2045 MILLS RD., SIDNEY, B.C., CANADA
V8L 5X2 TEL (250) 655-5800 FAX (250) 655-5811

Project No. 60571032.02.46.02 - CV18F0126

Contract No.: 5176 **Lab Sample I.D.:** L36271-3 (A)

Sample Data Filename: **FC2L_008 S: 29** **Instrument ID:** LCMS/MS

Analysis Date: 11-Jan-2022 **Time:** 03:20:47 **GC Column ID:** C18

Extract Volume (uL): 4000 **Injection Volume (uL):** 2

COMPOUND	ORIG. CONC.	FINAL CONC.	CHANGE CONC. (Final/Orig.)	ORIG. AREA	FINAL AREA	CHANGE AREA (Final/Orig.)	ORIG. RATIO	FINAL RATIO
PFUNA	0.112	0	0					
PFDOA	0.116	0	0					
PFTRDA	0.062	0	0					
PFTEDA		0	10000					
PFPES	0.156	0	0					
PFHPS	0.041	0	0					
PFNS	0.002	0	0					
PFDS		0	10000					
PFDOS		0	10000					
4:2 FTS	0.028	0	0					
6:2 FTS	1.03	0	0					
8:2 FTS	0.068	0	0					
PFOSA	0.095	0	0					
N-MEFOSA	0.044	0	0					
N-ETFOSA	0.064	0	0					
MEFOSAA	0	0	10000	0	0	10000		
ETFOSAA	0	0	10000	0	0	10000		
N-MEFOSE	0.083	0	0					
N-ETFOSE	0.130	0	0					
HFPO-DA		0	10000					
ADONA		0	10000					
9CL-PF3ONS		0	10000					
11CL-PF3OUDS		0	10000					
3:3 FTCA	0.080	0	0					
5:3 FTCA		0	10000					
7:3 FTCA		0	10000					
PFEESA		0	10000					
PFMPA	0.008	0	0					
PFMBA	0.009	0	0					
NFDHA		0	10000					

These data are validated and reported as accurate and in accord with SGS AXYS Analytical Services Ltd. ISO17025 compliant quality assurance processes.

Signed: _____Bryan Alonzo_____

For Axys Internal Use Only [XSL Template: Audit1A.xsl; Created: 14-Jan-2022 12:36:42; Application: XMLTransformer-1.18.31;
Report Filename: AUDIT_FC_LC_PFAS_DOD_L36271-3_Audit1A_FC2L_008S29_SJ3011708.html; Workgroup: WG79609; Design ID: 4482]

SGS AXYS METHOD MLA-110 Rev 02

AUDIT 1B CHANGE REPORT

CLIENT SAMPLE NO.
ERH2287
Sample Collection:
27-Dec-2021 09:07

SGS AXYS ANALYTICAL SERVICES
2045 MILLS RD., SIDNEY, B.C., CANADA
V8L 5X2 TEL (250) 655-5800 FAX (250) 655-5811

Project No. 60571032.02.46.02 - CV18F0126

Contract No.: 5176 **Lab Sample I.D.:** L36271-3 (A)

Sample Data Filename: **FC2L_008 S: 29** **Instrument ID:** LCMS/MS

Analysis Date: 11-Jan-2022 **Time:** 03:20:47 **GC Column ID:** C18

Extract Volume (uL): 4000 **Injection Volume (uL):** 2

COMPOUND	ORIG. SDL	FINAL SDL	CHANGE SDL (Final/Orig.)	ORIG. QUAL	FINAL QUAL	ORIG. RT	FINAL RT	REVIEWED BY	REVIEWED DATE
PFUNA				NDR	ND(R)			TCHEN	12-JAN-2022
PFDOA				NDR	ND(R)			TCHEN	12-JAN-2022
PFTRDA				NDR	ND(R)			TCHEN	12-JAN-2022
PFTEDA					ND			TCHEN	12-JAN-2022
PFPES					ND			TCHEN	12-JAN-2022
PFHPS					ND			TCHEN	12-JAN-2022
PFNS				NDR	ND(R)			TCHEN	12-JAN-2022
PFDS					ND			TCHEN	12-JAN-2022
PFDOS					ND			TCHEN	12-JAN-2022
4:2 FTS				NDR	ND(R)			TCHEN	12-JAN-2022
6:2 FTS					ND			TCHEN	12-JAN-2022
8:2 FTS				NDR	ND(R)			TCHEN	12-JAN-2022
PFOSA					ND			TCHEN	12-JAN-2022
N-MEFOSA					ND			TCHEN	12-JAN-2022
N-ETFOSA				NDR	ND(R)			TCHEN	12-JAN-2022
MEFOSAA					ND			TCHEN	12-JAN-2022
ETFOSAA					ND			TCHEN	12-JAN-2022
N-MEFOSE					ND			TCHEN	12-JAN-2022
N-ETFOSE					ND			TCHEN	12-JAN-2022
HFPO-DA					ND			TCHEN	12-JAN-2022
ADONA					ND			TCHEN	12-JAN-2022
9CL-PF3ONS					ND			TCHEN	12-JAN-2022
11CL-PF3OUDS					ND			TCHEN	12-JAN-2022
3:3 FTCA					ND			TCHEN	12-JAN-2022
5:3 FTCA					ND			TCHEN	12-JAN-2022
7:3 FTCA					ND			TCHEN	12-JAN-2022
PFEESA					ND			TCHEN	12-JAN-2022
PFMPA					ND			TCHEN	12-JAN-2022
PFMBA					ND			TCHEN	12-JAN-2022
NFDHA					ND			TCHEN	12-JAN-2022

These data are validated and reported as accurate and in accord with SGS AXYS Analytical Services Ltd. ISO17025 compliant quality assurance processes.

Signed: _____Bryan Alonzo_____

For Axys Internal Use Only [XSL Template: Audit1B.xsl; Created: 14-Jan-2022 12:36:42; Application: XMLTransformer-1.18.31;
Report Filename: AUDIT_FC_LC_PFAS_DOD_L36271-3_Audit1B_FC2L_008S29_SJ3011708.html; Workgroup: WG79609; Design ID: 4482]

SGS AXYS METHOD MLA-110 Rev 02

AUDIT 1A CHANGE REPORT

CLIENT SAMPLE NO.
ERH2287
Sample Collection:
27-Dec-2021 09:07

SGS AXYS ANALYTICAL SERVICES
2045 MILLS RD., SIDNEY, B.C., CANADA
V8L 5X2 TEL (250) 655-5800 FAX (250) 655-5811

Project No. 60571032.02.46.02 - CV18F0126

Contract No.: 5176 **Lab Sample I.D.:** L36271-3 i (A)

Sample Data Filename: **FC2L_009 S: 28** **Instrument ID:** LCMS/MS

Analysis Date: 11-Jan-2022 **Time:** 18:16:09 **GC Column ID:** C18

Extract Volume (uL): 4000 **Injection Volume (uL):** 2

COMPOUND	ORIG. CONC.	FINAL CONC.	CHANGE CONC. (Final/Orig.)	ORIG. AREA	FINAL AREA	CHANGE AREA (Final/Orig.)	ORIG. RATIO	FINAL RATIO
PFDA		0	10000					
PFUNA		0	10000					
PFDOA	0.059	0	0					
PFTRDA		0	10000					
PFTEDA	0.141	0	0					
PFPES	0.142	0	0					
PFHPS	0.038	0	0					
PFNS	0.001	0	0					
PFDS	0.231	0	0					
PFDOS	0.014	0	0					
4:2 FTS	0.022	0	0					
6:2 FTS	1.08	0	0					
8:2 FTS	0.046	0	0					
PFOSA	0.184	0	0					
N-MEFOSA	0	0	10000	0	0	10000		
N-ETFOSA	0.065	0	0					
MEFOSAA	0.110	0	0					
ETFOSAA	0	0	10000	0	0	10000		
N-MEFOSE	0	0	10000	0	0	10000		
N-ETFOSE	0.129	0	0					
HFPO-DA		0	10000					
ADONA	0.002	0	0					
9CL-PF3ONS		0	10000					
11CL-PF3OUDS		0	10000					
3:3 FTCA	0.186	0	0					
5:3 FTCA		0	10000					
7:3 FTCA		0	10000					
PFEESA		0	10000					
PFMPA	0.021	0	0					
PFMBA	0.003	0	0					
NFDHA		0	10000					

These data are validated and reported as accurate and in accord with SGS AXYS Analytical Services Ltd. ISO17025 compliant quality assurance processes.

Signed: _____Bryan Alonzo_____

For Axys Internal Use Only [XSL Template: Audit1A.xsl; Created: 14-Jan-2022 12:36:42; Application: XMLTransformer-1.18.31;
Report Filename: AUDIT_FC_LC_PFAS_DOD_L36271-3_Audit1A_FC2L_009S28_SJ3012433.html; Workgroup: WG79609; Design ID: 4482]

SGS AXYS METHOD MLA-110 Rev 02

AUDIT 1B CHANGE REPORT

CLIENT SAMPLE NO.
ERH2287
Sample Collection:
27-Dec-2021 09:07

SGS AXYS ANALYTICAL SERVICES
2045 MILLS RD., SIDNEY, B.C., CANADA
V8L 5X2 TEL (250) 655-5800 FAX (250) 655-5811

Project No. 60571032.02.46.02 - CV18F0126

Contract No.: 5176 **Lab Sample I.D.:** L36271-3 i (A)

Sample Data Filename: **FC2L_009 S: 28** **Instrument ID:** LCMS/MS

Analysis Date: 11-Jan-2022 **Time:** 18:16:09 **GC Column ID:** C18

Extract Volume (uL): 4000 **Injection Volume (uL):** 2

COMPOUND	ORIG. SDL	FINAL SDL	CHANGE SDL (Final/Orig.)	ORIG. QUAL	FINAL QUAL	ORIG. RT	FINAL RT	REVIEWED BY	REVIEWED DATE
PFDA					ND			TCHEN	12-JAN-2022
PFUNA					ND			TCHEN	12-JAN-2022
PFDOA				NDR	ND(R)			TCHEN	12-JAN-2022
PFTRDA					ND			TCHEN	12-JAN-2022
PFTEDA				NDR	ND(R)			TCHEN	12-JAN-2022
PFPES					ND			TCHEN	12-JAN-2022
PFHPS				NDR	ND(R)			TCHEN	12-JAN-2022
PFNS				NDR	ND(R)			TCHEN	12-JAN-2022
PFDS				NDR	ND(R)			TCHEN	12-JAN-2022
PFDOS					ND			TCHEN	12-JAN-2022
4:2 FTS				NDR	ND(R)			TCHEN	12-JAN-2022
6:2 FTS					ND			TCHEN	12-JAN-2022
8:2 FTS					ND			TCHEN	12-JAN-2022
PFOSA					ND			TCHEN	12-JAN-2022
N-MEFOSA					ND			TCHEN	12-JAN-2022
N-ETFOSA					ND			TCHEN	12-JAN-2022
MEFOSAA					ND			TCHEN	12-JAN-2022
ETFOSAA					ND			TCHEN	12-JAN-2022
N-MEFOSE					ND			TCHEN	12-JAN-2022
N-ETFOSE					ND			TCHEN	12-JAN-2022
HFPO-DA					ND			TCHEN	12-JAN-2022
ADONA				NDR	ND(R)			TCHEN	12-JAN-2022
9CL-PF3ONS					ND			TCHEN	12-JAN-2022
11CL-PF3OUDS					ND			TCHEN	12-JAN-2022
3:3 FTCA				NDR	ND(R)			TCHEN	12-JAN-2022
5:3 FTCA					ND			TCHEN	12-JAN-2022
7:3 FTCA					ND			TCHEN	12-JAN-2022
PFEESA					ND			TCHEN	12-JAN-2022
PFMPA					ND			TCHEN	12-JAN-2022
PFMBA					ND			TCHEN	12-JAN-2022
NFDHA					ND			TCHEN	12-JAN-2022

These data are validated and reported as accurate and in accord with SGS AXYS Analytical Services Ltd. ISO17025 compliant quality assurance processes.

Signed: _____Bryan Alonzo_____

For Axys Internal Use Only [XSL Template: Audit1B.xsl; Created: 14-Jan-2022 12:36:42; Application: XMLTransformer-1.18.31;
Report Filename: AUDIT_FC_LC_PFAS_DOD_L36271-3_Audit1B_FC2L_009S28_SJ3012433.html; Workgroup: WG79609; Design ID: 4482]

SGS AXYS METHOD MLA-110 Rev 02

AUDIT 2A CHANGE REPORT

CLIENT SAMPLE NO.
ERH2287
Sample Collection:
27-Dec-2021 09:07

SGS AXYS ANALYTICAL SERVICES
2045 MILLS RD., SIDNEY, B.C., CANADA
V8L 5X2 TEL (250) 655-5800 FAX (250) 655-5811

		Project No.	60571032.02.46.02 - CV18F0126
Contract No.:	5176	**Lab Sample I.D.:**	L36271-3 (A)
Sample Data Filename:	**FC2L_008 S: 29**	**Instrument ID:**	LCMS/MS
Analysis Date:	11-Jan-2022 **Time:** 03:20:47	**GC Column ID:**	C18
Extract Volume (uL):	4000	**Injection Volume (uL):**	2

There were no differences found between the parsed and reported data.

These data are validated and reported as accurate and in accord with SGS AXYS Analytical Services Ltd. ISO17025 compliant quality assurance processes.

Signed: _____Bryan Alonzo_____

For Axys Internal Use Only [XSL Template: Audit2A.xsl; Created: 14-Jan-2022 12:36:42; Application: XMLTransformer-1.18.31;
Report Filename: AUDIT_FC_LC_PFAS_DOD_L36271-3_Audit2A_FC2L_008S29_SJ3011708.html; Workgroup: WG79609; Design ID: 4482]

SGS AXYS METHOD MLA-110 Rev 02

AUDIT 2B CHANGE REPORT

CLIENT SAMPLE NO.
ERH2287
Sample Collection:
27-Dec-2021 09:07

SGS AXYS ANALYTICAL SERVICES
2045 MILLS RD., SIDNEY, B.C., CANADA
V8L 5X2 TEL (250) 655-5800 FAX (250) 655-5811

		Project No.	60571032.02.46.02 - CV18F0126
Contract No.:	5176	**Lab Sample I.D.:**	L36271-3 (A)
Sample Data Filename:	**FC2L_008 S: 29**	**Instrument ID:**	LCMS/MS
Analysis Date:	11-Jan-2022 **Time:** 03:20:47	**GC Column ID:**	C18
Extract Volume (uL):	4000	**Injection Volume (uL):**	2

There were no differences found between the parsed and reported data.

These data are validated and reported as accurate and in accord with SGS AXYS Analytical Services Ltd. ISO17025 compliant quality assurance processes.

Signed: _____Bryan Alonzo_____

For Axys Internal Use Only [XSL Template: Audit2B.xsl; Created: 14-Jan-2022 12:36:42; Application: XMLTransformer-1.18.31;
Report Filename: AUDIT_FC_LC_PFAS_DOD_L36271-3_Audit2B_FC2L_008S29_SJ3011708.html; Workgroup: WG79609; Design ID: 4482]

SGS AXYS METHOD MLA-110 Rev 02

AUDIT 2A CHANGE REPORT

CLIENT SAMPLE NO.
ERH2287
Sample Collection:
27-Dec-2021 09:07

SGS AXYS ANALYTICAL SERVICES
2045 MILLS RD., SIDNEY, B.C., CANADA
V8L 5X2 TEL (250) 655-5800 FAX (250) 655-5811

		Project No.	60571032.02.46.02 - CV18F0126
Contract No.:	5176	**Lab Sample I.D.:**	L36271-3 i (A)
Sample Data Filename:	**FC2L_009 S: 28**	**Instrument ID:**	LCMS/MS
Analysis Date:	11-Jan-2022 **Time:** 18:16:09	**GC Column ID:**	C18
Extract Volume (uL):	4000	**Injection Volume (uL):**	2

There were no differences found between the parsed and reported data.

These data are validated and reported as accurate and in accord with SGS AXYS Analytical Services Ltd. ISO17025 compliant quality assurance processes.

Signed: _____Bryan Alonzo_____

For Axys Internal Use Only [XSL Template: Audit2A.xsl; Created: 14-Jan-2022 12:36:42; Application: XMLTransformer-1.18.31;
Report Filename: AUDIT_FC_LC_PFAS_DOD_L36271-3_Audit2A_FC2L_009S28_SJ3012433.html; Workgroup: WG79609; Design ID: 4482]

SGS AXYS METHOD MLA-110 Rev 02

AUDIT 2B CHANGE REPORT

CLIENT SAMPLE NO.
ERH2287
Sample Collection:
27-Dec-2021 09:07

SGS AXYS ANALYTICAL SERVICES
2045 MILLS RD., SIDNEY, B.C., CANADA
V8L 5X2 TEL (250) 655-5800 FAX (250) 655-5811

		Project No.	60571032.02.46.02 - CV18F0126
Contract No.:	5176	**Lab Sample I.D.:**	L36271-3 i (A)
Sample Data Filename:	**FC2L_009 S: 28**	**Instrument ID:**	LCMS/MS
Analysis Date:	11-Jan-2022 **Time:** 18:16:09	**GC Column ID:**	C18
Extract Volume (uL):	4000	**Injection Volume (uL):**	2

There were no differences found between the parsed and reported data.

These data are validated and reported as accurate and in accord with SGS AXYS Analytical Services Ltd. ISO17025 compliant quality assurance processes.

Signed: _____Bryan Alonzo_____

For Axys Internal Use Only [XSL Template: Audit2B.xsl; Created: 14-Jan-2022 12:36:42; Application: XMLTransformer-1.18.31;
Report Filename: AUDIT_FC_LC_PFAS_DOD_L36271-3_Audit2B_FC2L_009S28_SJ3012433.html; Workgroup: WG79609; Design ID: 4482]

SGS AXYS METHOD MLA-110 Rev 02

AUDIT 1A CHANGE REPORT

CLIENT SAMPLE NO.
Lab Blank
Sample Collection:
N/A

SGS AXYS ANALYTICAL SERVICES
2045 MILLS RD., SIDNEY, B.C., CANADA
V8L 5X2 TEL (250) 655-5800 FAX (250) 655-5811

Project No. N/A

Contract No.:	5176	**Lab Sample I.D.:**	WG79609-101
Sample Data Filename:	**FC2L_008 S: 22**	**Instrument ID:**	LCMS/MS
Analysis Date:	11-Jan-2022 **Time:** 01:49:10	**GC Column ID:**	C18
Extract Volume (uL):	4000	**Injection Volume (uL):**	2

COMPOUND	ORIG. CONC.	FINAL CONC.	CHANGE CONC. (Final/Orig.)	ORIG. AREA	FINAL AREA	CHANGE AREA (Final/Orig.)	ORIG. RATIO	FINAL RATIO
PFBA	0.161	0	0					
PFPEA		0	10000					
PFHXA	0.037	0	0					
PFHPA		0	10000					
PFOA	0	0	10000	0	0	10000		
PFNA	0	0	10000	0	0	10000		
PFDA	0.036	0	0					
PFUNA	0.031	0	0					
PFDOA	0.043	0	0					
PFTRDA		0	10000					
PFTEDA	0.127	0	0					
PFBS	0.016	0	0					
PFPES	0.010	0	0					
PFHXS	0.085	0	0					
PFHPS	0.001	0	0					
PFOS	0.022	0	0					
PFNS	0.001	0	0					
PFDS		0	10000					
PFDOS		0	10000					
4:2 FTS	0.025	0	0					
6:2 FTS	0.167	0	0					
8:2 FTS	0.081	0	0					
N-MEFOSA	0.096	0	0					
N-ETFOSA	0.096	0	0					
MEFOSAA	0	0	10000	0	0	10000		
ETFOSAA	0	0	10000	0	0	10000		
N-MEFOSE	0.142	0	0					
N-ETFOSE	0.218	0	0					
HFPO-DA	0.037	0	0					
ADONA	0.039	0	0					
9CL-PF3ONS	0.010	0	0					
11CL-PF3OUDS		0	10000					
3:3 FTCA		0	10000					
5:3 FTCA		0	10000					
7:3 FTCA	0.387	0	0					
PFEESA	0.007	0	0					
PFMPA	0.012	0	0					
PFMBA	0.014	0	0					
NFDHA		0	10000					

These data are validated and reported as accurate and in accord with SGS AXYS Analytical Services Ltd. ISO17025 compliant quality assurance processes.

Signed: _____Bryan Alonzo_____

For Axys Internal Use Only [XSL Template: Audit1A.xsl; Created: 14-Jan-2022 12:36:42; Application: XMLTransformer-1.18.31;
Report Filename: AUDIT_FC_LC_PFAS_DOD_WG79609-101_Audit1A_FC2L_008S22_SJ3011701.html; Workgroup: WG79609; Design ID: 4482]

SGS AXYS METHOD MLA-110 Rev 02

AUDIT 1B CHANGE REPORT

CLIENT SAMPLE NO.
Lab Blank
Sample Collection:
N/A

SGS AXYS ANALYTICAL SERVICES
2045 MILLS RD., SIDNEY, B.C., CANADA
V8L 5X2 TEL (250) 655-5800 FAX (250) 655-5811

Project No. N/A

Contract No.:	5176	**Lab Sample I.D.:**	WG79609-101
Sample Data Filename:	**FC2L_008 S: 22**	**Instrument ID:**	LCMS/MS
Analysis Date:	11-Jan-2022 **Time:** 01:49:10	**GC Column ID:**	C18
Extract Volume (uL):	4000	**Injection Volume (uL):**	2

COMPOUND	ORIG. SDL	FINAL SDL	CHANGE SDL (Final/Orig.)	ORIG. QUAL	FINAL QUAL	ORIG. RT	FINAL RT	REVIEWED BY	REVIEWED DATE
PFBA					ND			TCHEN	12-JAN-2022
PFPEA					ND			TCHEN	12-JAN-2022
PFHXA				NDR	ND(R)			TCHEN	12-JAN-2022
PFHPA					ND			TCHEN	12-JAN-2022
PFOA				NDR	ND			TCHEN	12-JAN-2022
PFNA					ND			TCHEN	12-JAN-2022
PFDA				NDR	ND(R)			TCHEN	12-JAN-2022
PFUNA					ND			TCHEN	12-JAN-2022
PFDOA				NDR	ND(R)			TCHEN	12-JAN-2022
PFTRDA					ND			TCHEN	12-JAN-2022
PFTEDA				NDR	ND(R)			TCHEN	12-JAN-2022
PFBS					ND			TCHEN	12-JAN-2022
PFPES				NDR	ND(R)			TCHEN	12-JAN-2022
PFHXS					ND			TCHEN	12-JAN-2022
PFHPS				NDR	ND(R)			TCHEN	12-JAN-2022
PFOS				NDR	ND(R)			TCHEN	12-JAN-2022
PFNS				NDR	ND(R)			TCHEN	12-JAN-2022
PFDS					ND			TCHEN	12-JAN-2022
PFDOS					ND			TCHEN	12-JAN-2022
4:2 FTS				NDR	ND(R)			TCHEN	12-JAN-2022
6:2 FTS					ND			TCHEN	12-JAN-2022
8:2 FTS				NDR	ND(R)			TCHEN	12-JAN-2022
N-MEFOSA				NDR	ND(R)			TCHEN	12-JAN-2022
N-ETFOSA				NDR	ND(R)			TCHEN	12-JAN-2022
MEFOSAA					ND			TCHEN	12-JAN-2022
ETFOSAA					ND			TCHEN	12-JAN-2022
N-MEFOSE					ND			TCHEN	12-JAN-2022
N-ETFOSE					ND			TCHEN	12-JAN-2022
HFPO-DA				NDR	ND(R)			TCHEN	12-JAN-2022
ADONA					ND			TCHEN	12-JAN-2022
9CL-PF3ONS				NDR	ND(R)			TCHEN	12-JAN-2022
11CL-PF3OUDS					ND			TCHEN	12-JAN-2022
3:3 FTCA					ND			TCHEN	12-JAN-2022
5:3 FTCA					ND			TCHEN	12-JAN-2022
7:3 FTCA				NDR	ND(R)			TCHEN	12-JAN-2022
PFEESA				NDR	ND(R)			TCHEN	12-JAN-2022
PFMPA					ND			TCHEN	12-JAN-2022
PFMBA					ND			TCHEN	12-JAN-2022
NFDHA					ND			TCHEN	12-JAN-2022

These data are validated and reported as accurate and in accord with SGS AXYS Analytical Services Ltd. ISO17025 compliant quality assurance processes.

Signed: _____Bryan Alonzo_____

For Axys Internal Use Only [XSL Template: Audit1B.xsl; Created: 14-Jan-2022 12:36:42; Application: XMLTransformer-1.18.31;
Report Filename: AUDIT_FC_LC_PFAS_DOD_WG79609-101_Audit1B_FC2L_008S22_SJ3011701.html; Workgroup: WG79609; Design ID: 4482]

SGS AXYS METHOD MLA-110 Rev 02

AUDIT 1A CHANGE REPORT

CLIENT SAMPLE NO.
Lab Blank
Sample Collection:
N/A

SGS AXYS ANALYTICAL SERVICES
2045 MILLS RD., SIDNEY, B.C., CANADA
V8L 5X2 TEL (250) 655-5800 FAX (250) 655-5811

Project No. N/A

Contract No.:	5176	**Lab Sample I.D.:**	WG79609-101 i
Sample Data Filename:	**FC2L_009 S: 21**	**Instrument ID:**	LCMS/MS
Analysis Date:	11-Jan-2022 **Time:** 16:42:38	**GC Column ID:**	C18
Extract Volume (uL):	4000	**Injection Volume (uL):**	2

COMPOUND	ORIG. CONC.	FINAL CONC.	CHANGE CONC. (Final/Orig.)	ORIG. AREA	FINAL AREA	CHANGE AREA (Final/Orig.)	ORIG. RATIO	FINAL RATIO
PFBA	0.142	0	0					
PFPEA	0.107	0	0					
PFHXA		0	10000					
PFHPA		0	10000					
PFOA	0	0	10000	0	0	10000		
PFNA	0	0	10000	0	0	10000		
PFDA		0	10000					
PFUNA		0	10000					
PFDOA	0.113	0	0					
PFTRDA		0	10000					
PFTEDA		0	10000					
PFBS		0	10000					
PFPES	0.014	0	0					
PFHXS	0.074	0	0					
PFHPS	0.004	0	0					
PFOS	0	0	10000	0	0	10000		
PFNS	0.001	0	0					
PFDS	0.002	0	0					
PFDOS		0	10000					
4:2 FTS	0.015	0	0					
6:2 FTS		0	10000					
8:2 FTS	0.026	0	0					
N-MEFOSA	0.063	0	0					
N-ETFOSA	0.059	0	0					
MEFOSAA	0.020	0	0					
ETFOSAA	0	0	10000	0	0	10000		
N-MEFOSE	0.182	0	0					
N-ETFOSE	0.219	0	0					
HFPO-DA		0	10000					
ADONA	0.030	0	0					
9CL-PF3ONS		0	10000					
11CL-PF3OUDS		0	10000					
3:3 FTCA	0.035	0	0					
5:3 FTCA		0	10000					
7:3 FTCA		0	10000					
PFEESA		0	10000					
PFMPA	0.077	0	0					
PFMBA		0	10000					
NFDHA	0.034	0	0					

These data are validated and reported as accurate and in accord with SGS AXYS Analytical Services Ltd. ISO17025 compliant quality assurance processes.

Signed: _____Bryan Alonzo_____

For Axys Internal Use Only [XSL Template: Audit1A.xsl; Created: 14-Jan-2022 12:36:42; Application: XMLTransformer-1.18.31;
Report Filename: AUDIT_FC_LC_PFAS_DOD_WG79609-101_Audit1A_FC2L_009S21_SJ3012426.html; Workgroup: WG79609; Design ID: 4482]

SGS AXYS METHOD MLA-110 Rev 02

AUDIT 1B CHANGE REPORT

CLIENT SAMPLE NO.
Lab Blank
Sample Collection:
N/A

SGS AXYS ANALYTICAL SERVICES
2045 MILLS RD., SIDNEY, B.C., CANADA
V8L 5X2 TEL (250) 655-5800 FAX (250) 655-5811

Project No. N/A

Contract No.:	5176	**Lab Sample I.D.:**	WG79609-101 i
Sample Data Filename:	**FC2L_009 S: 21**	**Instrument ID:**	LCMS/MS
Analysis Date:	11-Jan-2022 **Time:** 16:42:38	**GC Column ID:**	C18
Extract Volume (uL):	4000	**Injection Volume (uL):**	2

COMPOUND	ORIG. SDL	FINAL SDL	CHANGE SDL (Final/Orig.)	ORIG. QUAL	FINAL QUAL	ORIG. RT	FINAL RT	REVIEWED BY	REVIEWED DATE
PFBA					ND			TCHEN	12-JAN-2022
PFPEA					ND			TCHEN	12-JAN-2022
PFHXA					ND			TCHEN	12-JAN-2022
PFHPA					ND			TCHEN	12-JAN-2022
PFOA				NDR	ND			TCHEN	12-JAN-2022
PFNA					ND			TCHEN	12-JAN-2022
PFDA					ND			TCHEN	12-JAN-2022
PFUNA					ND			TCHEN	12-JAN-2022
PFDOA				NDR	ND(R)			TCHEN	12-JAN-2022
PFTRDA					ND			TCHEN	12-JAN-2022
PFTEDA					ND			TCHEN	12-JAN-2022
PFBS					ND			TCHEN	12-JAN-2022
PFPES				NDR	ND(R)			TCHEN	12-JAN-2022
PFHXS					ND			TCHEN	12-JAN-2022
PFHPS				NDR	ND(R)			TCHEN	12-JAN-2022
PFOS					ND			TCHEN	12-JAN-2022
PFNS				NDR	ND(R)			TCHEN	12-JAN-2022
PFDS				NDR	ND(R)			TCHEN	12-JAN-2022
PFDOS					ND			TCHEN	12-JAN-2022
4:2 FTS				NDR	ND(R)			TCHEN	12-JAN-2022
6:2 FTS					ND			TCHEN	12-JAN-2022
8:2 FTS					ND			TCHEN	12-JAN-2022
N-MEFOSA				NDR	ND(R)			TCHEN	12-JAN-2022
N-ETFOSA				NDR	ND(R)			TCHEN	12-JAN-2022
MEFOSAA					ND			TCHEN	12-JAN-2022
ETFOSAA					ND			TCHEN	12-JAN-2022
N-MEFOSE					ND			TCHEN	12-JAN-2022
N-ETFOSE					ND			TCHEN	12-JAN-2022
HFPO-DA					ND			TCHEN	12-JAN-2022
ADONA					ND			TCHEN	12-JAN-2022
9CL-PF3ONS					ND			TCHEN	12-JAN-2022
11CL-PF3OUDS					ND			TCHEN	12-JAN-2022
3:3 FTCA				NDR	ND(R)			TCHEN	12-JAN-2022
5:3 FTCA					ND			TCHEN	12-JAN-2022
7:3 FTCA					ND			TCHEN	12-JAN-2022
PFEESA					ND			TCHEN	12-JAN-2022
PFMPA					ND			TCHEN	12-JAN-2022
PFMBA					ND			TCHEN	12-JAN-2022
NFDHA				NDR	ND(R)			TCHEN	12-JAN-2022

These data are validated and reported as accurate and in accord with SGS AXYS Analytical Services Ltd. ISO17025 compliant quality assurance processes.

Signed: _____Bryan Alonzo_____

For Axys Internal Use Only [XSL Template: Audit1B.xsl; Created: 14-Jan-2022 12:36:42; Application: XMLTransformer-1.18.31;
Report Filename: AUDIT_FC_LC_PFAS_DOD_WG79609-101_Audit1B_FC2L_009S21_SJ3012426.html; Workgroup: WG79609; Design ID: 4482]

SGS AXYS METHOD MLA-110 Rev 02

AUDIT 2A CHANGE REPORT

CLIENT SAMPLE NO.
Lab Blank
Sample Collection:
N/A

SGS AXYS ANALYTICAL SERVICES
2045 MILLS RD., SIDNEY, B.C., CANADA
V8L 5X2 TEL (250) 655-5800 FAX (250) 655-5811

		Project No.	N/A
Contract No.:	5176	**Lab Sample I.D.:**	WG79609-101
Sample Data Filename:	**FC2L_008 S: 22**	**Instrument ID:**	LCMS/MS
Analysis Date:	11-Jan-2022 **Time:** 01:49:10	**GC Column ID:**	C18
Extract Volume (uL):	4000	**Injection Volume (uL):**	2

There were no differences found between the parsed and reported data.

These data are validated and reported as accurate and in accord with SGS AXYS Analytical Services Ltd. ISO17025 compliant quality assurance processes.

Signed: _____Bryan Alonzo_____

For Axys Internal Use Only [XSL Template: Audit2A.xsl; Created: 14-Jan-2022 12:36:42; Application: XMLTransformer-1.18.31;
Report Filename: AUDIT_FC_LC_PFAS_DOD_WG79609-101_Audit2A_FC2L_008S22_SJ3011701.html; Workgroup: WG79609; Design ID: 4482]

SGS AXYS METHOD MLA-110 Rev 02

AUDIT 2B CHANGE REPORT

CLIENT SAMPLE NO.
Lab Blank
Sample Collection:
N/A

SGS AXYS ANALYTICAL SERVICES
2045 MILLS RD., SIDNEY, B.C., CANADA
V8L 5X2 TEL (250) 655-5800 FAX (250) 655-5811

		Project No.	N/A
Contract No.:	5176	**Lab Sample I.D.:**	WG79609-101
Sample Data Filename:	**FC2L_008 S: 22**	**Instrument ID:**	LCMS/MS
Analysis Date:	11-Jan-2022 **Time:** 01:49:10	**GC Column ID:**	C18
Extract Volume (uL):	4000	**Injection Volume (uL):**	2

There were no differences found between the parsed and reported data.

These data are validated and reported as accurate and in accord with SGS AXYS Analytical Services Ltd. ISO17025 compliant quality assurance processes.

Signed: _____Bryan Alonzo_____

For Axys Internal Use Only [XSL Template: Audit2B.xsl; Created: 14-Jan-2022 12:36:42; Application: XMLTransformer-1.18.31;
Report Filename: AUDIT_FC_LC_PFAS_DOD_WG79609-101_Audit2B_FC2L_008S22_SJ3011701.html; Workgroup: WG79609; Design ID: 4482]

SGS AXYS METHOD MLA-110 Rev 02

AUDIT 2A CHANGE REPORT

CLIENT SAMPLE NO.
Lab Blank
Sample Collection:
N/A

SGS AXYS ANALYTICAL SERVICES
2045 MILLS RD., SIDNEY, B.C., CANADA
V8L 5X2 TEL (250) 655-5800 FAX (250) 655-5811

		Project No.	N/A
Contract No.:	5176	**Lab Sample I.D.:**	WG79609-101 i
Sample Data Filename:	**FC2L_009 S: 21**	**Instrument ID:**	LCMS/MS
Analysis Date:	11-Jan-2022 **Time:** 16:42:38	**GC Column ID:**	C18
Extract Volume (uL):	4000	**Injection Volume (uL):**	2

There were no differences found between the parsed and reported data.

These data are validated and reported as accurate and in accord with SGS AXYS Analytical Services Ltd. ISO17025 compliant quality assurance processes.

Signed: _____Bryan Alonzo_____

For Axys Internal Use Only [XSL Template: Audit2A.xsl; Created: 14-Jan-2022 12:36:42; Application: XMLTransformer-1.18.31;
Report Filename: AUDIT_FC_LC_PFAS_DOD_WG79609-101_Audit2A_FC2L_009S21_SJ3012426.html; Workgroup: WG79609; Design ID: 4482]

SGS AXYS METHOD MLA-110 Rev 02

AUDIT 2B CHANGE REPORT

CLIENT SAMPLE NO.
Lab Blank
Sample Collection:
N/A

SGS AXYS ANALYTICAL SERVICES
2045 MILLS RD., SIDNEY, B.C., CANADA
V8L 5X2 TEL (250) 655-5800 FAX (250) 655-5811

		Project No.	N/A
Contract No.:	5176	**Lab Sample I.D.:**	WG79609-101 i
Sample Data Filename:	**FC2L_009 S: 21**	**Instrument ID:**	LCMS/MS
Analysis Date:	11-Jan-2022 **Time:** 16:42:38	**GC Column ID:**	C18
Extract Volume (uL):	4000	**Injection Volume (uL):**	2

There were no differences found between the parsed and reported data.

These data are validated and reported as accurate and in accord with SGS AXYS Analytical Services Ltd. ISO17025 compliant quality assurance processes.

Signed: _____Bryan Alonzo_____

For Axys Internal Use Only [XSL Template: Audit2B.xsl; Created: 14-Jan-2022 12:36:42; Application: XMLTransformer-1.18.31;
Report Filename: AUDIT_FC_LC_PFAS_DOD_WG79609-101_Audit2B_FC2L_009S21_SJ3012426.html; Workgroup: WG79609; Design ID: 4482]

SGS AXYS METHOD MLA-110 Rev 02

AUDIT 1A CHANGE REPORT

CLIENT SAMPLE NO.
Spiked Matrix
Sample Collection:
N/A

SGS AXYS ANALYTICAL SERVICES
2045 MILLS RD., SIDNEY, B.C., CANADA
V8L 5X2 TEL (250) 655-5800 FAX (250) 655-5811

Contract No.:	5176	**Lab Sample I.D.:**	WG79609-102
Sample Data Filename:	**FC2L_008 S: 20**	**Instrument ID:**	LCMS/MS
Analysis Date:	11-Jan-2022 **Time:** 01:23:00	**GC Column ID:**	C18
Extract Volume (uL):	4000	**Injection Volume (uL):**	2

COMPOUND	ORIG. CONC.	FINAL CONC.	CHANGE CONC. (Final/Orig.)	ORIG. AREA	FINAL AREA	CHANGE AREA (Final/Orig.)	ORIG. RATIO	FINAL RATIO
PFOA								
PFNA								
PFPES								
PFHXS								
PFHPS								
PFOS								
PFNS								
PFDOS								
6:2 FTS								
PFOSA								
N-MEFOSA								
N-ETFOSA								
MEFOSAA								
ETFOSAA								
N-MEFOSE								
N-ETFOSE								
HFPO-DA								
ADONA								
9CL-PF3ONS								
11CL-PF3OUDS								

These data are validated and reported as accurate and in accord with SGS AXYS Analytical Services Ltd. ISO17025 compliant quality assurance processes.

Signed: _____Bryan Alonzo_____

For Axys Internal Use Only [XSL Template: Audit1A.xsl; Created: 14-Jan-2022 12:36:42; Application: XMLTransformer-1.18.31;
Report Filename: AUDIT_FC_LC_PFAS_DOD_WG79609-102_Audit1A_FC2L_008S20_SJ3011697.html; Workgroup: WG79609; Design ID: 4482]

SGS AXYS METHOD MLA-110 Rev 02

AUDIT 1B CHANGE REPORT

CLIENT SAMPLE NO.
Spiked Matrix
Sample Collection:
N/A

SGS AXYS ANALYTICAL SERVICES
2045 MILLS RD., SIDNEY, B.C., CANADA
V8L 5X2 TEL (250) 655-5800 FAX (250) 655-5811

Contract No.:	5176	**Lab Sample I.D.:**	WG79609-102
Sample Data Filename:	**FC2L_008 S: 20**	**Instrument ID:**	LCMS/MS
Analysis Date:	11-Jan-2022 **Time:** 01:23:00	**GC Column ID:**	C18
Extract Volume (uL):	4000	**Injection Volume (uL):**	2

COMPOUND	ORIG. SDL	FINAL SDL	CHANGE SDL (Final/Orig.)	ORIG. QUAL	FINAL QUAL	ORIG. RT	FINAL RT	REVIEWED BY	REVIEWED DATE
PFOA								TCHEN	12-JAN-2022
PFNA								TCHEN	12-JAN-2022
PFPES								TCHEN	12-JAN-2022
PFHXS								TCHEN	12-JAN-2022
PFHPS								TCHEN	12-JAN-2022
PFOS								TCHEN	12-JAN-2022
PFNS								TCHEN	12-JAN-2022
PFDOS								TCHEN	12-JAN-2022
6:2 FTS								TCHEN	12-JAN-2022
PFOSA								TCHEN	12-JAN-2022
N-MEFOSA								TCHEN	12-JAN-2022
N-ETFOSA								TCHEN	12-JAN-2022
MEFOSAA								TCHEN	12-JAN-2022
ETFOSAA								TCHEN	12-JAN-2022
N-MEFOSE								TCHEN	12-JAN-2022
N-ETFOSE								TCHEN	12-JAN-2022
HFPO-DA								TCHEN	12-JAN-2022
ADONA								TCHEN	12-JAN-2022
9CL-PF3ONS								TCHEN	12-JAN-2022
11CL-PF3OUDS								TCHEN	12-JAN-2022

These data are validated and reported as accurate and in accord with SGS AXYS Analytical Services Ltd. ISO17025 compliant quality assurance processes.

Signed: _____Bryan Alonzo_____

For Axys Internal Use Only [XSL Template: Audit1B.xsl; Created: 14-Jan-2022 12:36:42; Application: XMLTransformer-1.18.31;
Report Filename: AUDIT_FC_LC_PFAS_DOD_WG79609-102_Audit1B_FC2L_008S20_SJ3011697.html; Workgroup: WG79609; Design ID: 4482]

SGS AXYS METHOD MLA-110 Rev 02

AUDIT 1A CHANGE REPORT

CLIENT SAMPLE NO.
Spiked Matrix
Sample Collection:
N/A

SGS AXYS ANALYTICAL SERVICES
2045 MILLS RD., SIDNEY, B.C., CANADA
V8L 5X2 TEL (250) 655-5800 FAX (250) 655-5811

Contract No.:	5176	**Lab Sample I.D.:**	WG79609-102 i
Sample Data Filename:	**FC2L_009 S: 19**	**Instrument ID:**	LCMS/MS
Analysis Date:	11-Jan-2022 **Time:** 16:15:55	**GC Column ID:**	C18
Extract Volume (uL):	4000	**Injection Volume (uL):**	2

COMPOUND	ORIG. CONC.	FINAL CONC.	CHANGE CONC. (Final/Orig.)	ORIG. AREA	FINAL AREA	CHANGE AREA (Final/Orig.)	ORIG. RATIO	FINAL RATIO
PFOA								
PFNA								
PFPES								
PFHXS								
PFHPS								
PFOS								
PFNS	0.004	0	0					
PFDOS								
6:2 FTS								
PFOSA								
N-MEFOSA								
N-ETFOSA								
MEFOSAA								
ETFOSAA								
N-MEFOSE								
N-ETFOSE								
HFPO-DA								
ADONA								
9CL-PF3ONS								
11CL-PF3OUDS								

These data are validated and reported as accurate and in accord with SGS AXYS Analytical Services Ltd. ISO17025 compliant quality assurance processes.

Signed: _____Bryan Alonzo_____

For Axys Internal Use Only [XSL Template: Audit1A.xsl; Created: 14-Jan-2022 12:36:42; Application: XMLTransformer-1.18.31;
Report Filename: AUDIT_FC_LC_PFAS_DOD_WG79609-102_Audit1A_FC2L_009S19_SJ3012422.html; Workgroup: WG79609; Design ID: 4482]

SGS AXYS METHOD MLA-110 Rev 02

AUDIT 1B CHANGE REPORT

CLIENT SAMPLE NO.
Spiked Matrix
Sample Collection:
N/A

SGS AXYS ANALYTICAL SERVICES
2045 MILLS RD., SIDNEY, B.C., CANADA
V8L 5X2 TEL (250) 655-5800 FAX (250) 655-5811

Contract No.:	5176	**Lab Sample I.D.:**	WG79609-102 i
Sample Data Filename:	**FC2L_009 S: 19**	**Instrument ID:**	LCMS/MS
Analysis Date:	11-Jan-2022 **Time:** 16:15:55	**GC Column ID:**	C18
Extract Volume (uL):	4000	**Injection Volume (uL):**	2

COMPOUND	ORIG. SDL	FINAL SDL	CHANGE SDL (Final/Orig.)	ORIG. QUAL	FINAL QUAL	ORIG. RT	FINAL RT	REVIEWED BY	REVIEWED DATE
PFOA								TCHEN	12-JAN-2022
PFNA								TCHEN	12-JAN-2022
PFPES								TCHEN	12-JAN-2022
PFHXS								TCHEN	12-JAN-2022
PFHPS								TCHEN	12-JAN-2022
PFOS								TCHEN	12-JAN-2022
PFNS				NDR	ND(R)			TCHEN	12-JAN-2022
PFDOS								TCHEN	12-JAN-2022
6:2 FTS								TCHEN	12-JAN-2022
PFOSA								TCHEN	12-JAN-2022
N-MEFOSA								TCHEN	12-JAN-2022
N-ETFOSA								TCHEN	12-JAN-2022
MEFOSAA								TCHEN	12-JAN-2022
ETFOSAA								TCHEN	12-JAN-2022
N-MEFOSE								TCHEN	12-JAN-2022
N-ETFOSE								TCHEN	12-JAN-2022
HFPO-DA								TCHEN	12-JAN-2022
ADONA								TCHEN	12-JAN-2022
9CL-PF3ONS								TCHEN	12-JAN-2022
11CL-PF3OUDS								TCHEN	12-JAN-2022

These data are validated and reported as accurate and in accord with SGS AXYS Analytical Services Ltd. ISO17025 compliant quality assurance processes.

Signed: _____Bryan Alonzo_____

For Axys Internal Use Only [XSL Template: Audit1B.xsl; Created: 14-Jan-2022 12:36:42; Application: XMLTransformer-1.18.31;
Report Filename: AUDIT_FC_LC_PFAS_DOD_WG79609-102_Audit1B_FC2L_009S19_SJ3012422.html; Workgroup: WG79609; Design ID: 4482]

SGS AXYS METHOD MLA-110 Rev 02

AUDIT 2A CHANGE REPORT

CLIENT SAMPLE NO.
Spiked Matrix
Sample Collection:
N/A

SGS AXYS ANALYTICAL SERVICES
2045 MILLS RD., SIDNEY, B.C., CANADA
V8L 5X2 TEL (250) 655-5800 FAX (250) 655-5811

Contract No.:	5176	**Lab Sample I.D.:**	WG79609-102
Sample Data Filename:	**FC2L_008 S: 20**	**Instrument ID:**	LCMS/MS
Analysis Date:	11-Jan-2022 **Time:** 01:23:00	**GC Column ID:**	C18
Extract Volume (uL):	4000	**Injection Volume (uL):**	2

There were no differences found between the parsed and reported data.

These data are validated and reported as accurate and in accord with SGS AXYS Analytical Services Ltd. ISO17025 compliant quality assurance processes.

Signed: _____Bryan Alonzo_____

For Axys Internal Use Only [XSL Template: Audit2A.xsl; Created: 14-Jan-2022 12:36:42; Application: XMLTransformer-1.18.31;
Report Filename: AUDIT_FC_LC_PFAS_DOD_WG79609-102_Audit2A_FC2L_008S20_SJ3011697.html; Workgroup: WG79609; Design ID: 4482]

SGS AXYS METHOD MLA-110 Rev 02

AUDIT 2B CHANGE REPORT

CLIENT SAMPLE NO.
Spiked Matrix
Sample Collection:
N/A

SGS AXYS ANALYTICAL SERVICES
2045 MILLS RD., SIDNEY, B.C., CANADA
V8L 5X2 TEL (250) 655-5800 FAX (250) 655-5811

Contract No.:	5176	**Lab Sample I.D.:**	WG79609-102
Sample Data Filename:	**FC2L_008 S: 20**	**Instrument ID:**	LCMS/MS
Analysis Date:	11-Jan-2022 **Time:** 01:23:00	**GC Column ID:**	C18
Extract Volume (uL):	4000	**Injection Volume (uL):**	2

There were no differences found between the parsed and reported data.

These data are validated and reported as accurate and in accord with SGS AXYS Analytical Services Ltd. ISO17025 compliant quality assurance processes.

Signed: _____Bryan Alonzo_____

For Axys Internal Use Only [XSL Template: Audit2B.xsl; Created: 14-Jan-2022 12:36:42; Application: XMLTransformer-1.18.31;
Report Filename: AUDIT_FC_LC_PFAS_DOD_WG79609-102_Audit2B_FC2L_008S20_SJ3011697.html; Workgroup: WG79609; Design ID: 4482]

SGS AXYS METHOD MLA-110 Rev 02

AUDIT 2A CHANGE REPORT

CLIENT SAMPLE NO.
Spiked Matrix
Sample Collection:
N/A

SGS AXYS ANALYTICAL SERVICES
2045 MILLS RD., SIDNEY, B.C., CANADA
V8L 5X2 TEL (250) 655-5800 FAX (250) 655-5811

Contract No.:	5176	**Lab Sample I.D.:**	WG79609-102 i
Sample Data Filename:	**FC2L_009 S: 19**	**Instrument ID:**	LCMS/MS
Analysis Date:	11-Jan-2022 **Time:** 16:15:55	**GC Column ID:**	C18
Extract Volume (uL):	4000	**Injection Volume (uL):**	2

There were no differences found between the parsed and reported data.

These data are validated and reported as accurate and in accord with SGS AXYS Analytical Services Ltd. ISO17025 compliant quality assurance processes.

Signed: _____Bryan Alonzo_____

For Axys Internal Use Only [XSL Template: Audit2A.xsl; Created: 14-Jan-2022 12:36:42; Application: XMLTransformer-1.18.31;
Report Filename: AUDIT_FC_LC_PFAS_DOD_WG79609-102_Audit2A_FC2L_009S19_SJ3012422.html; Workgroup: WG79609; Design ID: 4482]

SGS AXYS METHOD MLA-110 Rev 02

AUDIT 2B CHANGE REPORT

CLIENT SAMPLE NO.
Spiked Matrix
Sample Collection:
N/A

SGS AXYS ANALYTICAL SERVICES
2045 MILLS RD., SIDNEY, B.C., CANADA
V8L 5X2 TEL (250) 655-5800 FAX (250) 655-5811

Contract No.:	5176	**Lab Sample I.D.:**	WG79609-102 i
Sample Data Filename:	**FC2L_009 S: 19**	**Instrument ID:**	LCMS/MS
Analysis Date:	11-Jan-2022 **Time:** 16:15:55	**GC Column ID:**	C18
Extract Volume (uL):	4000	**Injection Volume (uL):**	2

There were no differences found between the parsed and reported data.

These data are validated and reported as accurate and in accord with SGS AXYS Analytical Services Ltd. ISO17025 compliant quality assurance processes.

Signed: _____Bryan Alonzo_____

For Axys Internal Use Only [XSL Template: Audit2B.xsl; Created: 14-Jan-2022 12:36:42; Application: XMLTransformer-1.18.31;
Report Filename: AUDIT_FC_LC_PFAS_DOD_WG79609-102_Audit2B_FC2L_009S19_SJ3012422.html; Workgroup: WG79609; Design ID: 4482]

SGS AXYS METHOD MLA-110 Rev 02

AUDIT 1A CHANGE REPORT

CLIENT SAMPLE NO.
Spiked Matrix
Sample Collection:
N/A

SGS AXYS ANALYTICAL SERVICES
2045 MILLS RD., SIDNEY, B.C., CANADA
V8L 5X2 TEL (250) 655-5800 FAX (250) 655-5811

Contract No.:	5176	**Lab Sample I.D.:**	WG79609-103
Sample Data Filename:	**FC2L_008 S: 19**	**Instrument ID:**	LCMS/MS
Analysis Date:	11-Jan-2022 **Time:** 01:10:03	**GC Column ID:**	C18
Extract Volume (uL):	4000	**Injection Volume (uL):**	2

COMPOUND	ORIG. CONC.	FINAL CONC.	CHANGE CONC. (Final/Orig.)	ORIG. AREA	FINAL AREA	CHANGE AREA (Final/Orig.)	ORIG. RATIO	FINAL RATIO
PFOA								
PFNA								
PFPES								
PFHXS								
PFHPS								
PFOS								
PFNS								
PFDOS								
6:2 FTS								
PFOSA								
N-MEFOSA								
N-ETFOSA								
MEFOSAA								
ETFOSAA								
N-MEFOSE								
N-ETFOSE								
HFPO-DA								
ADONA								
9CL-PF3ONS								
11CL-PF3OUDS								

These data are validated and reported as accurate and in accord with SGS AXYS Analytical Services Ltd. ISO17025 compliant quality assurance processes.

Signed: _____Bryan Alonzo_____

For Axys Internal Use Only [XSL Template: Audit1A.xsl; Created: 14-Jan-2022 12:36:42; Application: XMLTransformer-1.18.31;
Report Filename: AUDIT_FC_LC_PFAS_DOD_WG79609-103_Audit1A_FC2L_008S19_SJ3011694.html; Workgroup: WG79609; Design ID: 4482]

SGS AXYS METHOD MLA-110 Rev 02

AUDIT 1B CHANGE REPORT

CLIENT SAMPLE NO.
Spiked Matrix
Sample Collection:
N/A

SGS AXYS ANALYTICAL SERVICES
2045 MILLS RD., SIDNEY, B.C., CANADA
V8L 5X2 TEL (250) 655-5800 FAX (250) 655-5811

Contract No.:	5176	**Lab Sample I.D.:**	WG79609-103
Sample Data Filename:	**FC2L_008 S: 19**	**Instrument ID:**	LCMS/MS
Analysis Date:	11-Jan-2022 **Time:** 01:10:03	**GC Column ID:**	C18
Extract Volume (uL):	4000	**Injection Volume (uL):**	2

COMPOUND	ORIG. SDL	FINAL SDL	CHANGE SDL (Final/Orig.)	ORIG. QUAL	FINAL QUAL	ORIG. RT	FINAL RT	REVIEWED BY	REVIEWED DATE
PFOA								TCHEN	12-JAN-2022
PFNA								TCHEN	12-JAN-2022
PFPES								TCHEN	12-JAN-2022
PFHXS								TCHEN	12-JAN-2022
PFHPS								TCHEN	12-JAN-2022
PFOS								TCHEN	12-JAN-2022
PFNS								TCHEN	12-JAN-2022
PFDOS								TCHEN	12-JAN-2022
6:2 FTS								TCHEN	12-JAN-2022
PFOSA								TCHEN	12-JAN-2022
N-MEFOSA								TCHEN	12-JAN-2022
N-ETFOSA								TCHEN	12-JAN-2022
MEFOSAA								TCHEN	12-JAN-2022
ETFOSAA								TCHEN	12-JAN-2022
N-MEFOSE								TCHEN	12-JAN-2022
N-ETFOSE								TCHEN	12-JAN-2022
HFPO-DA								TCHEN	12-JAN-2022
ADONA								TCHEN	12-JAN-2022
9CL-PF3ONS								TCHEN	12-JAN-2022
11CL-PF3OUDS								TCHEN	12-JAN-2022

These data are validated and reported as accurate and in accord with SGS AXYS Analytical Services Ltd. ISO17025 compliant quality assurance processes.

Signed: _____Bryan Alonzo_____

For Axys Internal Use Only [XSL Template: Audit1B.xsl; Created: 14-Jan-2022 12:36:42; Application: XMLTransformer-1.18.31;
Report Filename: AUDIT_FC_LC_PFAS_DOD_WG79609-103_Audit1B_FC2L_008S19_SJ3011694.html; Workgroup: WG79609; Design ID: 4482]

SGS AXYS METHOD MLA-110 Rev 02

AUDIT 1A CHANGE REPORT

CLIENT SAMPLE NO.
Spiked Matrix
Sample Collection:
N/A

SGS AXYS ANALYTICAL SERVICES
2045 MILLS RD., SIDNEY, B.C., CANADA
V8L 5X2 TEL (250) 655-5800 FAX (250) 655-5811

Contract No.:	5176	**Lab Sample I.D.:**	WG79609-103 i
Sample Data Filename:	**FC2L_009 S: 18**	**Instrument ID:**	LCMS/MS
Analysis Date:	11-Jan-2022 **Time:** 16:02:33	**GC Column ID:**	C18
Extract Volume (uL):	4000	**Injection Volume (uL):**	2

COMPOUND	ORIG. CONC.	FINAL CONC.	CHANGE CONC. (Final/Orig.)	ORIG. AREA	FINAL AREA	CHANGE AREA (Final/Orig.)	ORIG. RATIO	FINAL RATIO
PFOA								
PFNA								
PFPES								
PFHXS								
PFHPS								
PFOS								
PFNS								
PFDOS								
6:2 FTS								
PFOSA								
N-MEFOSA								
N-ETFOSA								
MEFOSAA								
ETFOSAA								
N-MEFOSE								
N-ETFOSE								
HFPO-DA								
ADONA								
9CL-PF3ONS								
11CL-PF3OUDS								

These data are validated and reported as accurate and in accord with SGS AXYS Analytical Services Ltd. ISO17025 compliant quality assurance processes.

Signed: _____Bryan Alonzo_____

For Axys Internal Use Only [XSL Template: Audit1A.xsl; Created: 14-Jan-2022 12:36:42; Application: XMLTransformer-1.18.31;
Report Filename: AUDIT_FC_LC_PFAS_DOD_WG79609-103_Audit1A_FC2L_009S18_SJ3012419.html; Workgroup: WG79609; Design ID: 4482]

SGS AXYS METHOD MLA-110 Rev 02

AUDIT 1B CHANGE REPORT

CLIENT SAMPLE NO.
Spiked Matrix
Sample Collection:
N/A

SGS AXYS ANALYTICAL SERVICES
2045 MILLS RD., SIDNEY, B.C., CANADA
V8L 5X2 TEL (250) 655-5800 FAX (250) 655-5811

Contract No.:	5176	**Lab Sample I.D.:**	WG79609-103 i
Sample Data Filename:	**FC2L_009 S: 18**	**Instrument ID:**	LCMS/MS
Analysis Date:	11-Jan-2022 **Time:** 16:02:33	**GC Column ID:**	C18
Extract Volume (uL):	4000	**Injection Volume (uL):**	2

COMPOUND	ORIG. SDL	FINAL SDL	CHANGE SDL (Final/Orig.)	ORIG. QUAL	FINAL QUAL	ORIG. RT	FINAL RT	REVIEWED BY	REVIEWED DATE
PFOA								TCHEN	12-JAN-2022
PFNA								TCHEN	12-JAN-2022
PFPES								TCHEN	12-JAN-2022
PFHXS								TCHEN	12-JAN-2022
PFHPS								TCHEN	12-JAN-2022
PFOS								TCHEN	12-JAN-2022
PFNS								TCHEN	12-JAN-2022
PFDOS								TCHEN	12-JAN-2022
6:2 FTS								TCHEN	12-JAN-2022
PFOSA								TCHEN	12-JAN-2022
N-MEFOSA								TCHEN	12-JAN-2022
N-ETFOSA								TCHEN	12-JAN-2022
MEFOSAA								TCHEN	12-JAN-2022
ETFOSAA								TCHEN	12-JAN-2022
N-MEFOSE								TCHEN	12-JAN-2022
N-ETFOSE								TCHEN	12-JAN-2022
HFPO-DA								TCHEN	12-JAN-2022
ADONA								TCHEN	12-JAN-2022
9CL-PF3ONS								TCHEN	12-JAN-2022
11CL-PF3OUDS								TCHEN	12-JAN-2022

These data are validated and reported as accurate and in accord with SGS AXYS Analytical Services Ltd. ISO17025 compliant quality assurance processes.

Signed: _____Bryan Alonzo_____

For Axys Internal Use Only [XSL Template: Audit1B.xsl; Created: 14-Jan-2022 12:36:42; Application: XMLTransformer-1.18.31;
Report Filename: AUDIT_FC_LC_PFAS_DOD_WG79609-103_Audit1B_FC2L_009S18_SJ3012419.html; Workgroup: WG79609; Design ID: 4482]

SGS AXYS METHOD MLA-110 Rev 02

AUDIT 2A CHANGE REPORT

CLIENT SAMPLE NO.
Spiked Matrix
Sample Collection:
N/A

SGS AXYS ANALYTICAL SERVICES
2045 MILLS RD., SIDNEY, B.C., CANADA
V8L 5X2 TEL (250) 655-5800 FAX (250) 655-5811

Contract No.:	5176	**Lab Sample I.D.:**	WG79609-103
Sample Data Filename:	**FC2L_008 S: 19**	**Instrument ID:**	LCMS/MS
Analysis Date:	11-Jan-2022 **Time:** 01:10:03	**GC Column ID:**	C18
Extract Volume (uL):	4000	**Injection Volume (uL):**	2

There were no differences found between the parsed and reported data.

These data are validated and reported as accurate and in accord with SGS AXYS Analytical Services Ltd. ISO17025 compliant quality assurance processes.

Signed: _____Bryan Alonzo_____

For Axys Internal Use Only [XSL Template: Audit2A.xsl; Created: 14-Jan-2022 12:36:42; Application: XMLTransformer-1.18.31;
Report Filename: AUDIT_FC_LC_PFAS_DOD_WG79609-103_Audit2A_FC2L_008S19_SJ3011694.html; Workgroup: WG79609; Design ID: 4482]

SGS AXYS METHOD MLA-110 Rev 02

AUDIT 2B CHANGE REPORT

CLIENT SAMPLE NO.
Spiked Matrix
Sample Collection:
N/A

SGS AXYS ANALYTICAL SERVICES
2045 MILLS RD., SIDNEY, B.C., CANADA
V8L 5X2 TEL (250) 655-5800 FAX (250) 655-5811

Contract No.:	5176	**Lab Sample I.D.:**	WG79609-103
Sample Data Filename:	**FC2L_008 S: 19**	**Instrument ID:**	LCMS/MS
Analysis Date:	11-Jan-2022 **Time:** 01:10:03	**GC Column ID:**	C18
Extract Volume (uL):	4000	**Injection Volume (uL):**	2

There were no differences found between the parsed and reported data.

These data are validated and reported as accurate and in accord with SGS AXYS Analytical Services Ltd. ISO17025 compliant quality assurance processes.

Signed: _____Bryan Alonzo_____

For Axys Internal Use Only [XSL Template: Audit2B.xsl; Created: 14-Jan-2022 12:36:42; Application: XMLTransformer-1.18.31;
Report Filename: AUDIT_FC_LC_PFAS_DOD_WG79609-103_Audit2B_FC2L_008S19_SJ3011694.html; Workgroup: WG79609; Design ID: 4482]

SGS AXYS METHOD MLA-110 Rev 02

AUDIT 2A CHANGE REPORT

CLIENT SAMPLE NO.
Spiked Matrix
Sample Collection:
N/A

SGS AXYS ANALYTICAL SERVICES
2045 MILLS RD., SIDNEY, B.C., CANADA
V8L 5X2 TEL (250) 655-5800 FAX (250) 655-5811

Contract No.:	5176	**Lab Sample I.D.:**	WG79609-103 i
Sample Data Filename:	**FC2L_009 S: 18**	**Instrument ID:**	LCMS/MS
Analysis Date:	11-Jan-2022 **Time:** 16:02:33	**GC Column ID:**	C18
Extract Volume (uL):	4000	**Injection Volume (uL):**	2

There were no differences found between the parsed and reported data.

These data are validated and reported as accurate and in accord with SGS AXYS Analytical Services Ltd. ISO17025 compliant quality assurance processes.

Signed: _____Bryan Alonzo_____

For Axys Internal Use Only [XSL Template: Audit2A.xsl; Created: 14-Jan-2022 12:36:42; Application: XMLTransformer-1.18.31;
Report Filename: AUDIT_FC_LC_PFAS_DOD_WG79609-103_Audit2A_FC2L_009S18_SJ3012419.html; Workgroup: WG79609; Design ID: 4482]

SGS AXYS METHOD MLA-110 Rev 02

AUDIT 2B CHANGE REPORT

CLIENT SAMPLE NO.
Spiked Matrix
Sample Collection:
N/A

SGS AXYS ANALYTICAL SERVICES
2045 MILLS RD., SIDNEY, B.C., CANADA
V8L 5X2 TEL (250) 655-5800 FAX (250) 655-5811

Contract No.:	5176	**Lab Sample I.D.:**	WG79609-103 i
Sample Data Filename:	**FC2L_009 S: 18**	**Instrument ID:**	LCMS/MS
Analysis Date:	11-Jan-2022 **Time:** 16:02:33	**GC Column ID:**	C18
Extract Volume (uL):	4000	**Injection Volume (uL):**	2

There were no differences found between the parsed and reported data.

These data are validated and reported as accurate and in accord with SGS AXYS Analytical Services Ltd. ISO17025 compliant quality assurance processes.

Signed: _____Bryan Alonzo_____

For Axys Internal Use Only [XSL Template: Audit2B.xsl; Created: 14-Jan-2022 12:36:42; Application: XMLTransformer-1.18.31;
Report Filename: AUDIT_FC_LC_PFAS_DOD_WG79609-103_Audit2B_FC2L_009S18_SJ3012419.html; Workgroup: WG79609; Design ID: 4482]

SGS AXYS METHOD MLA-110 Rev 02

AUDIT 1A CHANGE REPORT

CLIENT SAMPLE NO.
ERH2287 (MS)
Sample Collection:
27-Dec-2021 09:07

SGS AXYS ANALYTICAL SERVICES
2045 MILLS RD., SIDNEY, B.C., CANADA
V8L 5X2 TEL (250) 655-5800 FAX (250) 655-5811

Project No. 60571032.02.46.02 - CV18F0126

Contract No.:	5176	**Lab Sample I.D.:**	WG79609-104 (MS)
Sample Data Filename:	**FC2L_008 S: 30**	**Instrument ID:**	LCMS/MS
Analysis Date:	11-Jan-2022 **Time:** 03:33:52	**GC Column ID:**	C18
Extract Volume (uL):	4000	**Injection Volume (uL):**	2

COMPOUND	ORIG. CONC.	FINAL CONC.	CHANGE CONC. (Final/Orig.)	ORIG. AREA	FINAL AREA	CHANGE AREA (Final/Orig.)	ORIG. RATIO	FINAL RATIO
PFOA								
PFNA								
PFPES								
PFHXS								
PFHPS								
PFOS								
PFNS								
PFDOS								
6:2 FTS								
PFOSA								
N-MEFOSA								
N-ETFOSA								
MEFOSAA								
ETFOSAA								
N-MEFOSE								
N-ETFOSE								
HFPO-DA								
ADONA								
9CL-PF3ONS								
11CL-PF3OUDS								

These data are validated and reported as accurate and in accord with SGS AXYS Analytical Services Ltd. ISO17025 compliant quality assurance processes.

Signed: _____Bryan Alonzo_____

For Axys Internal Use Only [XSL Template: Audit1A.xsl; Created: 14-Jan-2022 12:36:42; Application: XMLTransformer-1.18.31;
Report Filename: AUDIT_FC_LC_PFAS_DOD_WG79609-104_Audit1A_FC2L_008S30_SJ3011709.html; Workgroup: WG79609; Design ID: 4482]

SGS AXYS METHOD MLA-110 Rev 02

AUDIT 1B CHANGE REPORT

CLIENT SAMPLE NO.
ERH2287 (MS)
Sample Collection:
27-Dec-2021 09:07

SGS AXYS ANALYTICAL SERVICES
2045 MILLS RD., SIDNEY, B.C., CANADA
V8L 5X2 TEL (250) 655-5800 FAX (250) 655-5811

Project No. 60571032.02.46.02 - CV18F0126

Contract No.:	5176	**Lab Sample I.D.:**	WG79609-104 (MS)
Sample Data Filename:	**FC2L_008 S: 30**	**Instrument ID:**	LCMS/MS
Analysis Date:	11-Jan-2022 **Time:** 03:33:52	**GC Column ID:**	C18
Extract Volume (uL):	4000	**Injection Volume (uL):**	2

COMPOUND	ORIG. SDL	FINAL SDL	CHANGE SDL (Final/Orig.)	ORIG. QUAL	FINAL QUAL	ORIG. RT	FINAL RT	REVIEWED BY	REVIEWED DATE
PFOA								TCHEN	12-JAN-2022
PFNA								TCHEN	12-JAN-2022
PFPES								TCHEN	12-JAN-2022
PFHXS								TCHEN	12-JAN-2022
PFHPS								TCHEN	12-JAN-2022
PFOS								TCHEN	12-JAN-2022
PFNS								TCHEN	12-JAN-2022
PFDOS								TCHEN	12-JAN-2022
6:2 FTS								TCHEN	12-JAN-2022
PFOSA								TCHEN	12-JAN-2022
N-MEFOSA								TCHEN	12-JAN-2022
N-ETFOSA								TCHEN	12-JAN-2022
MEFOSAA								TCHEN	12-JAN-2022
ETFOSAA								TCHEN	12-JAN-2022
N-MEFOSE								TCHEN	12-JAN-2022
N-ETFOSE								TCHEN	12-JAN-2022
HFPO-DA								TCHEN	12-JAN-2022
ADONA								TCHEN	12-JAN-2022
9CL-PF3ONS								TCHEN	12-JAN-2022
11CL-PF3OUDS								TCHEN	12-JAN-2022

These data are validated and reported as accurate and in accord with SGS AXYS Analytical Services Ltd. ISO17025 compliant quality assurance processes.

Signed: _____Bryan Alonzo_____

For Axys Internal Use Only [XSL Template: Audit1B.xsl; Created: 14-Jan-2022 12:36:42; Application: XMLTransformer-1.18.31;
Report Filename: AUDIT_FC_LC_PFAS_DOD_WG79609-104_Audit1B_FC2L_008S30_SJ3011709.html; Workgroup: WG79609; Design ID: 4482]

SGS AXYS METHOD MLA-110 Rev 02

AUDIT 1A CHANGE REPORT

CLIENT SAMPLE NO.
ERH2287 (MS)
Sample Collection:
27-Dec-2021 09:07

SGS AXYS ANALYTICAL SERVICES
2045 MILLS RD., SIDNEY, B.C., CANADA
V8L 5X2 TEL (250) 655-5800 FAX (250) 655-5811

Project No. 60571032.02.46.02 - CV18F0126

Contract No.:	5176	**Lab Sample I.D.:**	WG79609-104 i (MS)
Sample Data Filename:	**FC2L_009 S: 29**	**Instrument ID:**	LCMS/MS
Analysis Date:	11-Jan-2022 **Time:** 18:29:31	**GC Column ID:**	C18
Extract Volume (uL):	4000	**Injection Volume (uL):**	2

COMPOUND	ORIG. CONC.	FINAL CONC.	CHANGE CONC. (Final/Orig.)	ORIG. AREA	FINAL AREA	CHANGE AREA (Final/Orig.)	ORIG. RATIO	FINAL RATIO
PFOA								
PFNA								
PFPES								
PFHXS								
PFHPS								
PFOS								
PFNS	0.001	0	0					
PFDOS								
6:2 FTS								
PFOSA								
N-MEFOSA								
N-ETFOSA								
MEFOSAA								
ETFOSAA								
N-MEFOSE								
N-ETFOSE								
HFPO-DA								
ADONA								
9CL-PF3ONS								
11CL-PF3OUDS								

These data are validated and reported as accurate and in accord with SGS AXYS Analytical Services Ltd. ISO17025 compliant quality assurance processes.

Signed: _____Bryan Alonzo_____

For Axys Internal Use Only [XSL Template: Audit1A.xsl; Created: 14-Jan-2022 12:36:42; Application: XMLTransformer-1.18.31;
Report Filename: AUDIT_FC_LC_PFAS_DOD_WG79609-104_Audit1A_FC2L_009S29_SJ3012434.html; Workgroup: WG79609; Design ID: 4482]

SGS AXYS METHOD MLA-110 Rev 02

AUDIT 1B CHANGE REPORT

CLIENT SAMPLE NO.
ERH2287 (MS)
Sample Collection:
27-Dec-2021 09:07

SGS AXYS ANALYTICAL SERVICES
2045 MILLS RD., SIDNEY, B.C., CANADA
V8L 5X2 TEL (250) 655-5800 FAX (250) 655-5811

Project No. 60571032.02.46.02 - CV18F0126

Contract No.:	5176	**Lab Sample I.D.:**	WG79609-104 i (MS)
Sample Data Filename:	**FC2L_009 S: 29**	**Instrument ID:**	LCMS/MS
Analysis Date:	11-Jan-2022 **Time:** 18:29:31	**GC Column ID:**	C18
Extract Volume (uL):	4000	**Injection Volume (uL):**	2

COMPOUND	ORIG. SDL	FINAL SDL	CHANGE SDL (Final/Orig.)	ORIG. QUAL	FINAL QUAL	ORIG. RT	FINAL RT	REVIEWED BY	REVIEWED DATE
PFOA								TCHEN	12-JAN-2022
PFNA								TCHEN	12-JAN-2022
PFPES								TCHEN	12-JAN-2022
PFHXS								TCHEN	12-JAN-2022
PFHPS								TCHEN	12-JAN-2022
PFOS								TCHEN	12-JAN-2022
PFNS				NDR	ND(R)			TCHEN	12-JAN-2022
PFDOS								TCHEN	12-JAN-2022
6:2 FTS								TCHEN	12-JAN-2022
PFOSA								TCHEN	12-JAN-2022
N-MEFOSA								TCHEN	12-JAN-2022
N-ETFOSA								TCHEN	12-JAN-2022
MEFOSAA								TCHEN	12-JAN-2022
ETFOSAA								TCHEN	12-JAN-2022
N-MEFOSE								TCHEN	12-JAN-2022
N-ETFOSE								TCHEN	12-JAN-2022
HFPO-DA								TCHEN	12-JAN-2022
ADONA								TCHEN	12-JAN-2022
9CL-PF3ONS								TCHEN	12-JAN-2022
11CL-PF3OUDS								TCHEN	12-JAN-2022

These data are validated and reported as accurate and in accord with SGS AXYS Analytical Services Ltd. ISO17025 compliant quality assurance processes.

Signed: _____Bryan Alonzo_____

For Axys Internal Use Only [XSL Template: Audit1B.xsl; Created: 14-Jan-2022 12:36:42; Application: XMLTransformer-1.18.31;
Report Filename: AUDIT_FC_LC_PFAS_DOD_WG79609-104_Audit1B_FC2L_009S29_SJ3012434.html; Workgroup: WG79609; Design ID: 4482]

SGS AXYS METHOD MLA-110 Rev 02

AUDIT 2A CHANGE REPORT

CLIENT SAMPLE NO.
ERH2287 (MS)
Sample Collection:
27-Dec-2021 09:07

SGS AXYS ANALYTICAL SERVICES
2045 MILLS RD., SIDNEY, B.C., CANADA
V8L 5X2 TEL (250) 655-5800 FAX (250) 655-5811

		Project No.	60571032.02.46.02 - CV18F0126
Contract No.:	5176	**Lab Sample I.D.:**	WG79609-104 (MS)
Sample Data Filename:	**FC2L_008 S: 30**	**Instrument ID:**	LCMS/MS
Analysis Date:	11-Jan-2022 **Time:** 03:33:52	**GC Column ID:**	C18
Extract Volume (uL):	4000	**Injection Volume (uL):**	2

There were no differences found between the parsed and reported data.

These data are validated and reported as accurate and in accord with SGS AXYS Analytical Services Ltd. ISO17025 compliant quality assurance processes.

Signed: _____Bryan Alonzo_____

For Axys Internal Use Only [XSL Template: Audit2A.xsl; Created: 14-Jan-2022 12:36:42; Application: XMLTransformer-1.18.31;
Report Filename: AUDIT_FC_LC_PFAS_DOD_WG79609-104_Audit2A_FC2L_008S30_SJ3011709.html; Workgroup: WG79609; Design ID: 4482]

SGS AXYS METHOD MLA-110 Rev 02

AUDIT 2B CHANGE REPORT

CLIENT SAMPLE NO.
ERH2287 (MS)
Sample Collection:
27-Dec-2021 09:07

SGS AXYS ANALYTICAL SERVICES
2045 MILLS RD., SIDNEY, B.C., CANADA
V8L 5X2 TEL (250) 655-5800 FAX (250) 655-5811

		Project No.	60571032.02.46.02 - CV18F0126
Contract No.:	5176	**Lab Sample I.D.:**	WG79609-104 (MS)
Sample Data Filename:	**FC2L_008 S: 30**	**Instrument ID:**	LCMS/MS
Analysis Date:	11-Jan-2022 **Time:** 03:33:52	**GC Column ID:**	C18
Extract Volume (uL):	4000	**Injection Volume (uL):**	2

There were no differences found between the parsed and reported data.

These data are validated and reported as accurate and in accord with SGS AXYS Analytical Services Ltd. ISO17025 compliant quality assurance processes.

Signed: _____Bryan Alonzo_____

For Axys Internal Use Only [XSL Template: Audit2B.xsl; Created: 14-Jan-2022 12:36:42; Application: XMLTransformer-1.18.31;
Report Filename: AUDIT_FC_LC_PFAS_DOD_WG79609-104_Audit2B_FC2L_008S30_SJ3011709.html; Workgroup: WG79609; Design ID: 4482]

SGS AXYS METHOD MLA-110 Rev 02

AUDIT 2A CHANGE REPORT

CLIENT SAMPLE NO.
ERH2287 (MS)
Sample Collection:
27-Dec-2021 09:07

SGS AXYS ANALYTICAL SERVICES
2045 MILLS RD., SIDNEY, B.C., CANADA
V8L 5X2 TEL (250) 655-5800 FAX (250) 655-5811

		Project No.	60571032.02.46.02 - CV18F0126
Contract No.:	5176	**Lab Sample I.D.:**	WG79609-104 i (MS)
Sample Data Filename:	**FC2L_009 S: 29**	**Instrument ID:**	LCMS/MS
Analysis Date:	11-Jan-2022 **Time:** 18:29:31	**GC Column ID:**	C18
Extract Volume (uL):	4000	**Injection Volume (uL):**	2

There were no differences found between the parsed and reported data.

These data are validated and reported as accurate and in accord with SGS AXYS Analytical Services Ltd. ISO17025 compliant quality assurance processes.

Signed: _____Bryan Alonzo_____

For Axys Internal Use Only [XSL Template: Audit2A.xsl; Created: 14-Jan-2022 12:36:42; Application: XMLTransformer-1.18.31;
Report Filename: AUDIT_FC_LC_PFAS_DOD_WG79609-104_Audit2A_FC2L_009S29_SJ3012434.html; Workgroup: WG79609; Design ID: 4482]

SGS AXYS METHOD MLA-110 Rev 02

AUDIT 2B CHANGE REPORT

CLIENT SAMPLE NO.
ERH2287 (MS)
Sample Collection:
27-Dec-2021 09:07

SGS AXYS ANALYTICAL SERVICES
2045 MILLS RD., SIDNEY, B.C., CANADA
V8L 5X2 TEL (250) 655-5800 FAX (250) 655-5811

		Project No.	60571032.02.46.02 - CV18F0126
Contract No.:	5176	**Lab Sample I.D.:**	WG79609-104 i (MS)
Sample Data Filename:	**FC2L_009 S: 29**	**Instrument ID:**	LCMS/MS
Analysis Date:	11-Jan-2022 **Time:** 18:29:31	**GC Column ID:**	C18
Extract Volume (uL):	4000	**Injection Volume (uL):**	2

There were no differences found between the parsed and reported data.

These data are validated and reported as accurate and in accord with SGS AXYS Analytical Services Ltd. ISO17025 compliant quality assurance processes.

Signed: _____Bryan Alonzo_____

For Axys Internal Use Only [XSL Template: Audit2B.xsl; Created: 14-Jan-2022 12:36:42; Application: XMLTransformer-1.18.31;
Report Filename: AUDIT_FC_LC_PFAS_DOD_WG79609-104_Audit2B_FC2L_009S29_SJ3012434.html; Workgroup: WG79609; Design ID: 4482]

SGS AXYS METHOD MLA-110 Rev 02

AUDIT 1A CHANGE REPORT

CLIENT SAMPLE NO.
ERH2287 (MSD)
Sample Collection:
27-Dec-2021 09:07

SGS AXYS ANALYTICAL SERVICES
2045 MILLS RD., SIDNEY, B.C., CANADA
V8L 5X2 TEL (250) 655-5800 FAX (250) 655-5811

Project No. 60571032.02.46.02 - CV18F0126

Contract No.:	5176	**Lab Sample I.D.:**	WG79609-105 (MSD)
Sample Data Filename:	**FC2L_008 S: 31**	**Instrument ID:**	LCMS/MS
Analysis Date:	11-Jan-2022 **Time:** 03:46:57	**GC Column ID:**	C18
Extract Volume (uL):	4000	**Injection Volume (uL):**	2

COMPOUND	ORIG. CONC.	FINAL CONC.	CHANGE CONC. (Final/Orig.)	ORIG. AREA	FINAL AREA	CHANGE AREA (Final/Orig.)	ORIG. RATIO	FINAL RATIO
PFOA								
PFNA								
PFPES								
PFHXS								
PFHPS								
PFOS								
PFNS								
PFDOS								
6:2 FTS								
PFOSA								
N-MEFOSA								
N-ETFOSA								
MEFOSAA								
ETFOSAA								
N-MEFOSE								
N-ETFOSE								
HFPO-DA								
ADONA								
9CL-PF3ONS								
11CL-PF3OUDS								

These data are validated and reported as accurate and in accord with SGS AXYS Analytical Services Ltd. ISO17025 compliant quality assurance processes.

Signed: _____Bryan Alonzo_____

For Axys Internal Use Only [XSL Template: Audit1A.xsl; Created: 14-Jan-2022 12:36:42; Application: XMLTransformer-1.18.31;
Report Filename: AUDIT_FC_LC_PFAS_DOD_WG79609-105_Audit1A_FC2L_008S31_SJ3011710.html; Workgroup: WG79609; Design ID: 4482]

SGS AXYS METHOD MLA-110 Rev 02

AUDIT 1B CHANGE REPORT

CLIENT SAMPLE NO.
ERH2287 (MSD)
Sample Collection:
27-Dec-2021 09:07

SGS AXYS ANALYTICAL SERVICES
2045 MILLS RD., SIDNEY, B.C., CANADA
V8L 5X2 TEL (250) 655-5800 FAX (250) 655-5811

Project No. 60571032.02.46.02 - CV18F0126

Contract No.:	5176	**Lab Sample I.D.:**	WG79609-105 (MSD)
Sample Data Filename:	**FC2L_008 S: 31**	**Instrument ID:**	LCMS/MS
Analysis Date:	11-Jan-2022 **Time:** 03:46:57	**GC Column ID:**	C18
Extract Volume (uL):	4000	**Injection Volume (uL):**	2

COMPOUND	ORIG. SDL	FINAL SDL	CHANGE SDL (Final/Orig.)	ORIG. QUAL	FINAL QUAL	ORIG. RT	FINAL RT	REVIEWED BY	REVIEWED DATE
PFOA								TCHEN	12-JAN-2022
PFNA								TCHEN	12-JAN-2022
PFPES								TCHEN	12-JAN-2022
PFHXS								TCHEN	12-JAN-2022
PFHPS								TCHEN	12-JAN-2022
PFOS								TCHEN	12-JAN-2022
PFNS								TCHEN	12-JAN-2022
PFDOS								TCHEN	12-JAN-2022
6:2 FTS								TCHEN	12-JAN-2022
PFOSA								TCHEN	12-JAN-2022
N-MEFOSA								TCHEN	12-JAN-2022
N-ETFOSA								TCHEN	12-JAN-2022
MEFOSAA								TCHEN	12-JAN-2022
ETFOSAA								TCHEN	12-JAN-2022
N-MEFOSE								TCHEN	12-JAN-2022
N-ETFOSE								TCHEN	12-JAN-2022
HFPO-DA								TCHEN	12-JAN-2022
ADONA								TCHEN	12-JAN-2022
9CL-PF3ONS								TCHEN	12-JAN-2022
11CL-PF3OUDS								TCHEN	12-JAN-2022

These data are validated and reported as accurate and in accord with SGS AXYS Analytical Services Ltd. ISO17025 compliant quality assurance processes.

Signed: _____Bryan Alonzo_____

For Axys Internal Use Only [XSL Template: Audit1B.xsl; Created: 14-Jan-2022 12:36:42; Application: XMLTransformer-1.18.31;
Report Filename: AUDIT_FC_LC_PFAS_DOD_WG79609-105_Audit1B_FC2L_008S31_SJ3011710.html; Workgroup: WG79609; Design ID: 4482]

SGS AXYS METHOD MLA-110 Rev 02

AUDIT 1A CHANGE REPORT

CLIENT SAMPLE NO.
ERH2287 (MSD)
Sample Collection:
27-Dec-2021 09:07

SGS AXYS ANALYTICAL SERVICES
2045 MILLS RD., SIDNEY, B.C., CANADA
V8L 5X2 TEL (250) 655-5800 FAX (250) 655-5811

Project No. 60571032.02.46.02 - CV18F0126

Contract No.:	5176	**Lab Sample I.D.:**	WG79609-105 i (MSD)
Sample Data Filename:	**FC2L_009 S: 30**	**Instrument ID:**	LCMS/MS
Analysis Date:	11-Jan-2022 **Time:** 18:42:52	**GC Column ID:**	C18
Extract Volume (uL):	4000	**Injection Volume (uL):**	2

COMPOUND	ORIG. CONC.	FINAL CONC.	CHANGE CONC. (Final/Orig.)	ORIG. AREA	FINAL AREA	CHANGE AREA (Final/Orig.)	ORIG. RATIO	FINAL RATIO
PFOA								
PFNA								
PFPES								
PFHXS								
PFHPS								
PFOS								
PFNS								
PFDOS								
6:2 FTS								
PFOSA								
N-MEFOSA								
N-ETFOSA								
MEFOSAA								
ETFOSAA								
N-MEFOSE								
N-ETFOSE								
HFPO-DA								
ADONA								
9CL-PF3ONS								
11CL-PF3OUDS								

These data are validated and reported as accurate and in accord with SGS AXYS Analytical Services Ltd. ISO17025 compliant quality assurance processes.

Signed: _____Bryan Alonzo_____

For Axys Internal Use Only [XSL Template: Audit1A.xsl; Created: 14-Jan-2022 12:36:42; Application: XMLTransformer-1.18.31;
Report Filename: AUDIT_FC_LC_PFAS_DOD_WG79609-105_Audit1A_FC2L_009S30_SJ3012435.html; Workgroup: WG79609; Design ID: 4482]

SGS AXYS METHOD MLA-110 Rev 02

AUDIT 1B CHANGE REPORT

CLIENT SAMPLE NO.
ERH2287 (MSD)
Sample Collection:
27-Dec-2021 09:07

SGS AXYS ANALYTICAL SERVICES
2045 MILLS RD., SIDNEY, B.C., CANADA
V8L 5X2 TEL (250) 655-5800 FAX (250) 655-5811

Project No. 60571032.02.46.02 - CV18F0126

Contract No.:	5176	**Lab Sample I.D.:**	WG79609-105 i (MSD)
Sample Data Filename:	**FC2L_009 S: 30**	**Instrument ID:**	LCMS/MS
Analysis Date:	11-Jan-2022 **Time:** 18:42:52	**GC Column ID:**	C18
Extract Volume (uL):	4000	**Injection Volume (uL):**	2

COMPOUND	ORIG. SDL	FINAL SDL	CHANGE SDL (Final/Orig.)	ORIG. QUAL	FINAL QUAL	ORIG. RT	FINAL RT	REVIEWED BY	REVIEWED DATE
PFOA								TCHEN	12-JAN-2022
PFNA								TCHEN	12-JAN-2022
PFPES								TCHEN	12-JAN-2022
PFHXS								TCHEN	12-JAN-2022
PFHPS								TCHEN	12-JAN-2022
PFOS								TCHEN	12-JAN-2022
PFNS								TCHEN	12-JAN-2022
PFDOS								TCHEN	12-JAN-2022
6:2 FTS								TCHEN	12-JAN-2022
PFOSA								TCHEN	12-JAN-2022
N-MEFOSA								TCHEN	12-JAN-2022
N-ETFOSA								TCHEN	12-JAN-2022
MEFOSAA								TCHEN	12-JAN-2022
ETFOSAA								TCHEN	12-JAN-2022
N-MEFOSE								TCHEN	12-JAN-2022
N-ETFOSE								TCHEN	12-JAN-2022
HFPO-DA								TCHEN	12-JAN-2022
ADONA								TCHEN	12-JAN-2022
9CL-PF3ONS								TCHEN	12-JAN-2022
11CL-PF3OUDS								TCHEN	12-JAN-2022

These data are validated and reported as accurate and in accord with SGS AXYS Analytical Services Ltd. ISO17025 compliant quality assurance processes.

Signed: _____Bryan Alonzo_____

For Axys Internal Use Only [XSL Template: Audit1B.xsl; Created: 14-Jan-2022 12:36:42; Application: XMLTransformer-1.18.31;
Report Filename: AUDIT_FC_LC_PFAS_DOD_WG79609-105_Audit1B_FC2L_009S30_SJ3012435.html; Workgroup: WG79609; Design ID: 4482]

SGS AXYS METHOD MLA-110 Rev 02

AUDIT 2A CHANGE REPORT

CLIENT SAMPLE NO.
ERH2287 (MSD)
Sample Collection:
27-Dec-2021 09:07

SGS AXYS ANALYTICAL SERVICES
2045 MILLS RD., SIDNEY, B.C., CANADA
V8L 5X2 TEL (250) 655-5800 FAX (250) 655-5811

		Project No.	60571032.02.46.02 - CV18F0126
Contract No.:	5176	**Lab Sample I.D.:**	WG79609-105 (MSD)
Sample Data Filename:	**FC2L_008 S: 31**	**Instrument ID:**	LCMS/MS
Analysis Date:	11-Jan-2022 **Time:** 03:46:57	**GC Column ID:**	C18
Extract Volume (uL):	4000	**Injection Volume (uL):**	2

There were no differences found between the parsed and reported data.

These data are validated and reported as accurate and in accord with SGS AXYS Analytical Services Ltd. ISO17025 compliant quality assurance processes.

Signed: _____Bryan Alonzo_____

For Axys Internal Use Only [XSL Template: Audit2A.xsl; Created: 14-Jan-2022 12:36:42; Application: XMLTransformer-1.18.31;
Report Filename: AUDIT_FC_LC_PFAS_DOD_WG79609-105_Audit2A_FC2L_008S31_SJ3011710.html; Workgroup: WG79609; Design ID: 4482]

SGS AXYS METHOD MLA-110 Rev 02

AUDIT 2B CHANGE REPORT

CLIENT SAMPLE NO.
ERH2287 (MSD)
Sample Collection:
27-Dec-2021 09:07

SGS AXYS ANALYTICAL SERVICES
2045 MILLS RD., SIDNEY, B.C., CANADA
V8L 5X2 TEL (250) 655-5800 FAX (250) 655-5811

		Project No.	60571032.02.46.02 - CV18F0126
Contract No.:	5176	**Lab Sample I.D.:**	WG79609-105 (MSD)
Sample Data Filename:	**FC2L_008 S: 31**	**Instrument ID:**	LCMS/MS
Analysis Date:	11-Jan-2022 **Time:** 03:46:57	**GC Column ID:**	C18
Extract Volume (uL):	4000	**Injection Volume (uL):**	2

There were no differences found between the parsed and reported data.

These data are validated and reported as accurate and in accord with SGS AXYS Analytical Services Ltd. ISO17025 compliant quality assurance processes.

Signed: _____Bryan Alonzo_____

For Axys Internal Use Only [XSL Template: Audit2B.xsl; Created: 14-Jan-2022 12:36:42; Application: XMLTransformer-1.18.31;
Report Filename: AUDIT_FC_LC_PFAS_DOD_WG79609-105_Audit2B_FC2L_008S31_SJ3011710.html; Workgroup: WG79609; Design ID: 4482]

SGS AXYS METHOD MLA-110 Rev 02

AUDIT 2A CHANGE REPORT

CLIENT SAMPLE NO.
ERH2287 (MSD)
Sample Collection:
27-Dec-2021 09:07

SGS AXYS ANALYTICAL SERVICES
2045 MILLS RD., SIDNEY, B.C., CANADA
V8L 5X2 TEL (250) 655-5800 FAX (250) 655-5811

		Project No.	60571032.02.46.02 - CV18F0126
Contract No.:	5176	**Lab Sample I.D.:**	WG79609-105 i (MSD)
Sample Data Filename:	**FC2L_009 S: 30**	**Instrument ID:**	LCMS/MS
Analysis Date:	11-Jan-2022 **Time:** 18:42:52	**GC Column ID:**	C18
Extract Volume (uL):	4000	**Injection Volume (uL):**	2

There were no differences found between the parsed and reported data.

These data are validated and reported as accurate and in accord with SGS AXYS Analytical Services Ltd. ISO17025 compliant quality assurance processes.

Signed: _____Bryan Alonzo_____

For Axys Internal Use Only [XSL Template: Audit2A.xsl; Created: 14-Jan-2022 12:36:42; Application: XMLTransformer-1.18.31;
Report Filename: AUDIT_FC_LC_PFAS_DOD_WG79609-105_Audit2A_FC2L_009S30_SJ3012435.html; Workgroup: WG79609; Design ID: 4482]

SGS AXYS METHOD MLA-110 Rev 02

AUDIT 2B CHANGE REPORT

CLIENT SAMPLE NO.
ERH2287 (MSD)
Sample Collection:
27-Dec-2021 09:07

SGS AXYS ANALYTICAL SERVICES
2045 MILLS RD., SIDNEY, B.C., CANADA
V8L 5X2 TEL (250) 655-5800 FAX (250) 655-5811

		Project No.	60571032.02.46.02 - CV18F0126
Contract No.:	5176	**Lab Sample I.D.:**	WG79609-105 i (MSD)
Sample Data Filename:	**FC2L_009 S: 30**	**Instrument ID:**	LCMS/MS
Analysis Date:	11-Jan-2022 **Time:** 18:42:52	**GC Column ID:**	C18
Extract Volume (uL):	4000	**Injection Volume (uL):**	2

There were no differences found between the parsed and reported data.

These data are validated and reported as accurate and in accord with SGS AXYS Analytical Services Ltd. ISO17025 compliant quality assurance processes.

Signed: _____Bryan Alonzo_____

For Axys Internal Use Only [XSL Template: Audit2B.xsl; Created: 14-Jan-2022 12:36:42; Application: XMLTransformer-1.18.31;
Report Filename: AUDIT_FC_LC_PFAS_DOD_WG79609-105_Audit2B_FC2L_009S30_SJ3012435.html; Workgroup: WG79609; Design ID: 4482]

Quantify Sample Report **MassLynx MassLynx V4.1 SCN909**
SGS Axys Analytical Services, Ltd.

Dataset: G:\Masslynx\Inst_L\PFAS\quanfile\FC2L_008-b.qld

Last Altered: Tuesday, January 11, 2022 20:21:00 Pacific Standard Time
Printed: Thursday, January 13, 2022 13:33:04 Pacific Standard Time

Method: G:\Masslynx\Master Methods\MassLynx SCN 909\UPLC\FC_110_UPLC_15DoD.mdb 10 Jun 2021 10:20:13
Calibration: G:\Masslynx\Inst_L\PFAS\curve\FC1L_080-A6.cdb 09 Jun 2021 14:38:41

ID: L36258-1,,, Name: FC2L_008S23, Description: 1,WG79609,2/4000uL, Date: 11-Jan-2022, Time: 02:02:15

PFBA

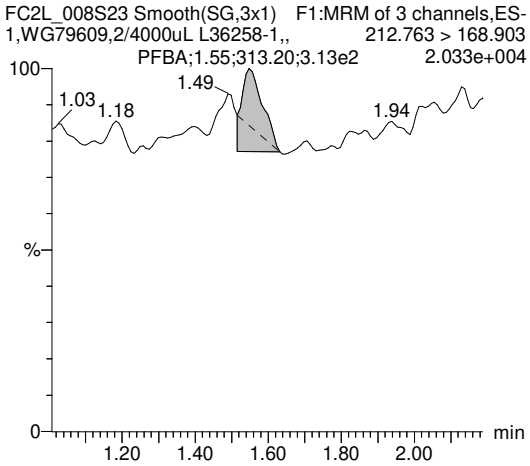

PFPeA

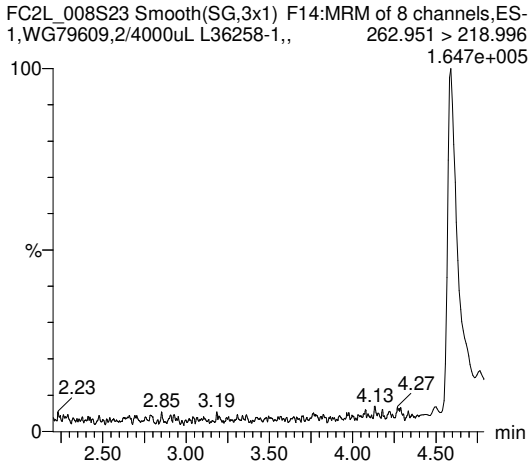

PFHxA

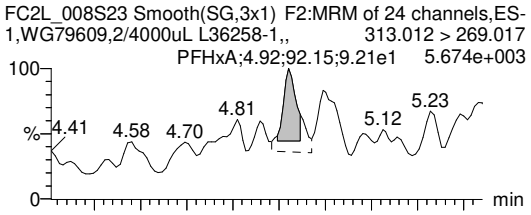

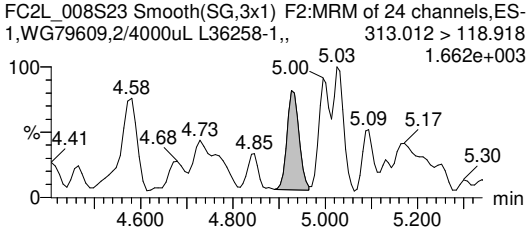

PFHpA

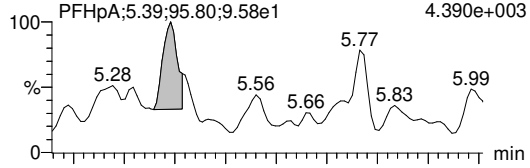

PFOA-I

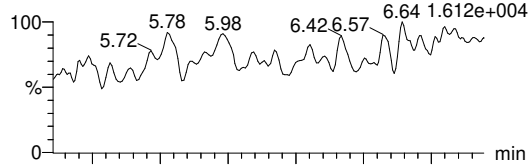

PFOA-II

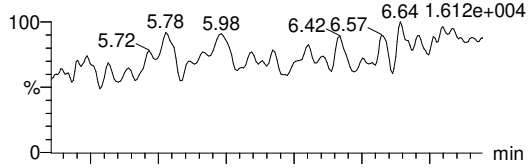

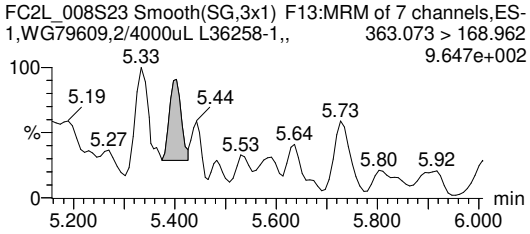

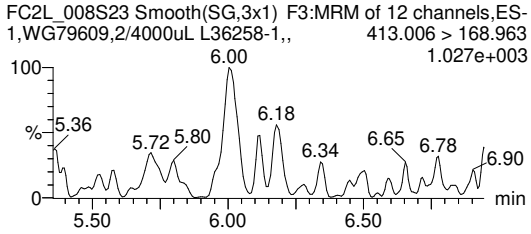

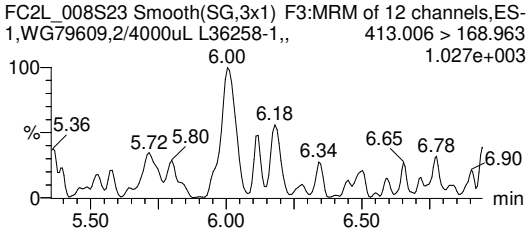

PV by TCH, SV by BRA 13-Jan-22, Conc. & LOD unit = ng for Inst QC, ng/mL for SPM, ng/L for samples

Quantify Sample Report **MassLynx MassLynx V4.1 SCN909**
SGS Axys Analytical Services, Ltd.

Dataset: G:\Masslynx\Inst_L\PFAS\quanfile\FC2L_008-b.qld

Last Altered: Tuesday, January 11, 2022 20:21:00 Pacific Standard Time
Printed: Thursday, January 13, 2022 13:33:04 Pacific Standard Time

ID: L36258-1,,, Name: FC2L_008S23, Description: 1,WG79609,2/4000uL, Date: 11-Jan-2022, Time: 02:02:15

PFOA-III

FC2L_008S23 Smooth(SG,3x1) F3:MRM of 12 channels,ES-
1,WG79609,2/4000uL L36258-1,, 413.006 > 369.03
1.612e+004

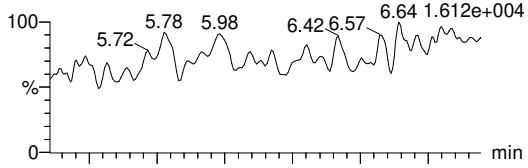

FC2L_008S23 Smooth(SG,3x1) F3:MRM of 12 channels,ES-
1,WG79609,2/4000uL L36258-1,, 413.006 > 168.963
1.027e+003

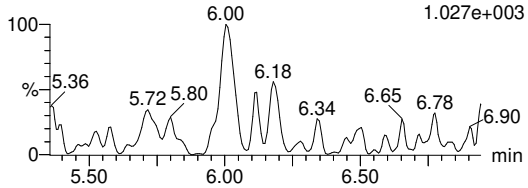

PFOA-IV

FC2L_008S23 Smooth(SG,3x1) F3:MRM of 12 channels,ES-
1,WG79609,2/4000uL L36258-1,, 413.006 > 369.03
1.612e+004

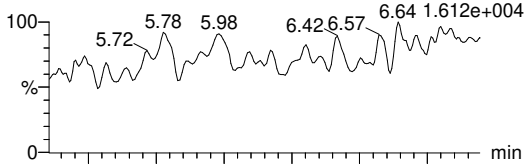

FC2L_008S23 Smooth(SG,3x1) F3:MRM of 12 channels,ES-
1,WG79609,2/4000uL L36258-1,, 413.006 > 168.963
1.027e+003

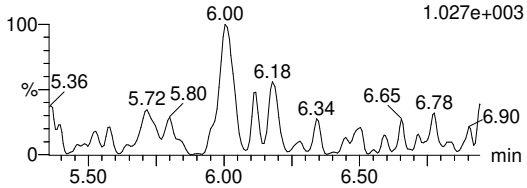

PFOA-SUM

FC2L_008S23 Smooth(SG,3x1) F3:MRM of 12 channels,ES-
1,WG79609,2/4000uL L36258-1,, 413.006 > 369.03
1.612e+004

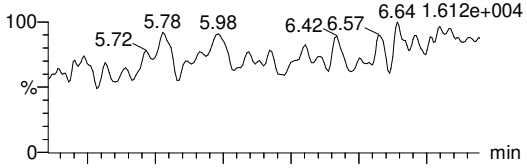

FC2L_008S23 Smooth(SG,3x1) F3:MRM of 12 channels,ES-
1,WG79609,2/4000uL L36258-1,, 413.006 > 168.963
1.027e+003

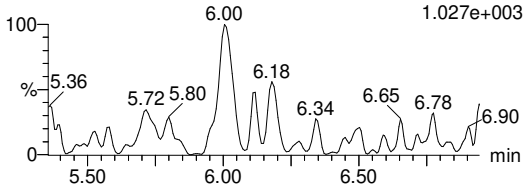

PFOA

FC2L_008S23 Smooth(SG,3x1) F3:MRM of 12 channels,ES-
1,WG79609,2/4000uL L36258-1,, 413.006 > 369.03
1.612e+004

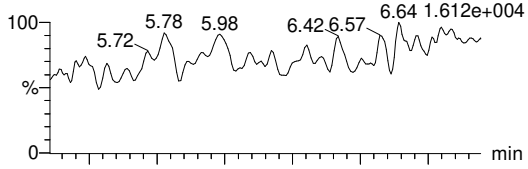

FC2L_008S23 Smooth(SG,3x1) F3:MRM of 12 channels,ES-
1,WG79609,2/4000uL L36258-1,, 413.006 > 168.963
1.027e+003

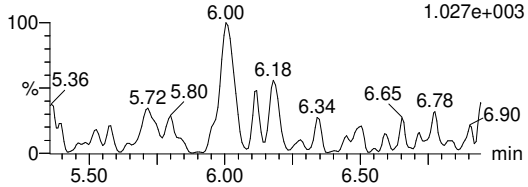

PFNA-I

FC2L_008S23 Smooth(SG,3x1) F4:MRM of 7 channels,ES-
1,WG79609,2/4000uL L36258-1,, 463.002 > 418.97
4.127e+003

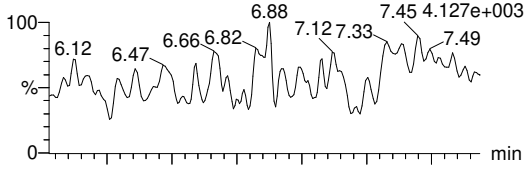

FC2L_008S23 Smooth(SG,3x1) F4:MRM of 7 channels,ES-
1,WG79609,2/4000uL L36258-1,, 463.002 > 218.968
6.047e+002

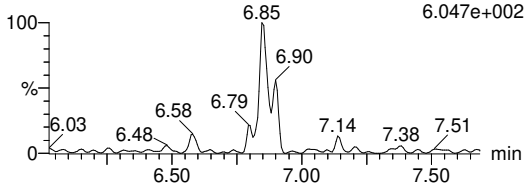

PFNA-II

FC2L_008S23 Smooth(SG,3x1) F4:MRM of 7 channels,ES-
1,WG79609,2/4000uL L36258-1,, 463.002 > 418.97
4.127e+003

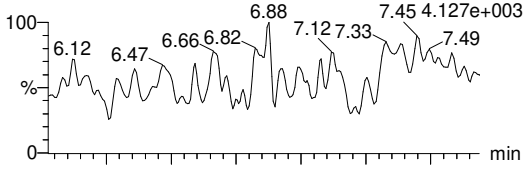

FC2L_008S23 Smooth(SG,3x1) F4:MRM of 7 channels,ES-
1,WG79609,2/4000uL L36258-1,, 463.002 > 218.968
6.047e+002

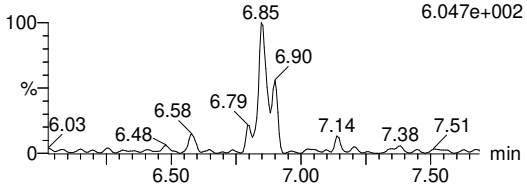

PV by TCH, SV by BRA 13-Jan-22, Conc. & LOD unit = ng for Inst QC, ng/mL for SPM, ng/L for samples

Quantify Sample Report **MassLynx MassLynx V4.1 SCN909**
SGS Axys Analytical Services, Ltd.

Dataset: G:\Masslynx\Inst_L\PFAS\quanfile\FC2L_008-b.qld

Last Altered: Tuesday, January 11, 2022 20:21:00 Pacific Standard Time
Printed: Thursday, January 13, 2022 13:33:04 Pacific Standard Time

ID: L36258-1,,, Name: FC2L_008S23, Description: 1,WG79609,2/4000uL, Date: 11-Jan-2022, Time: 02:02:15

PFNA-III

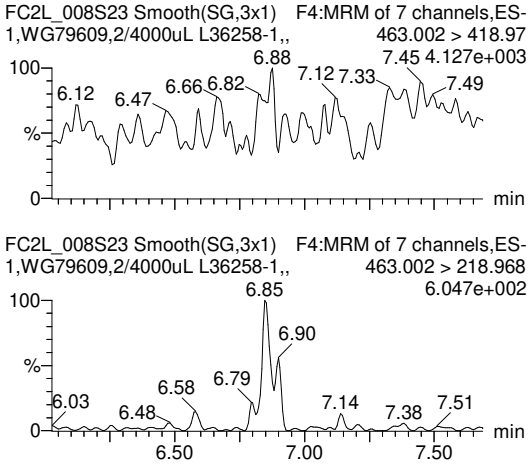

PFNA-SUM

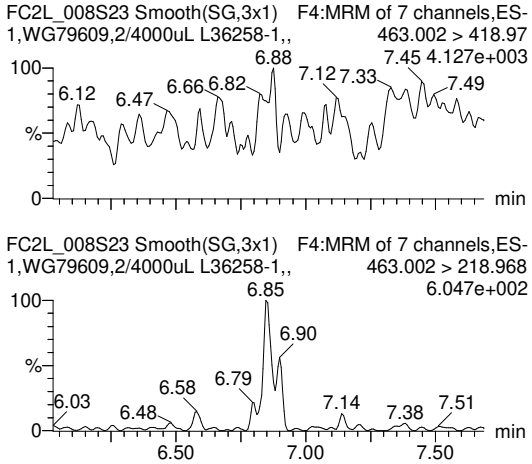

PFNA

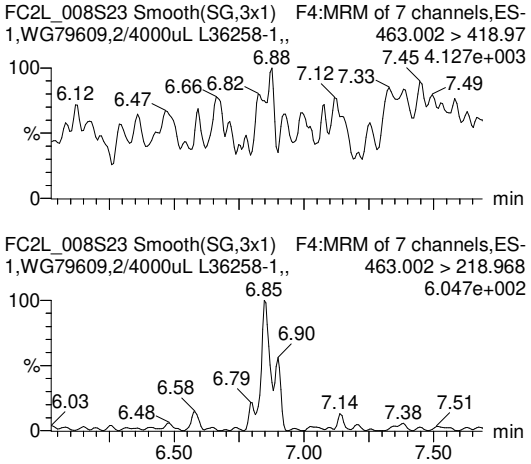

PFDA

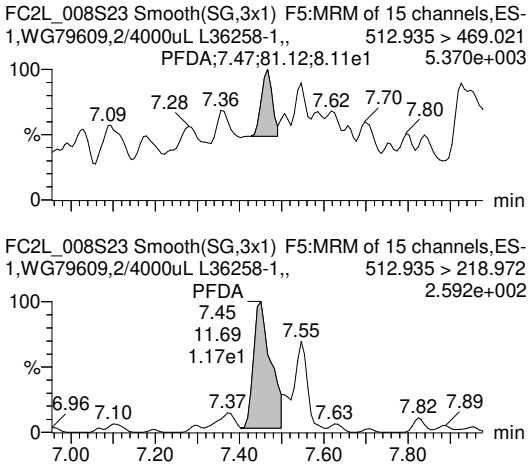

PFUnA

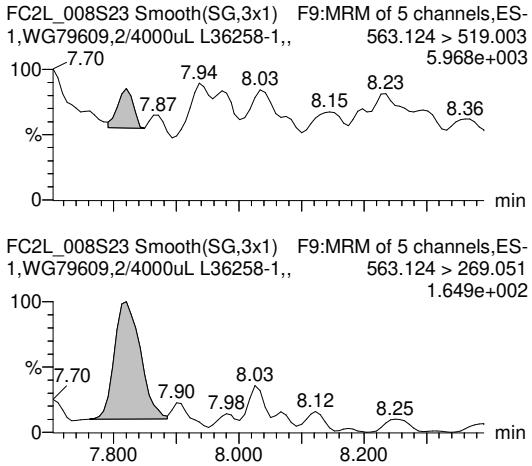

PFDoA

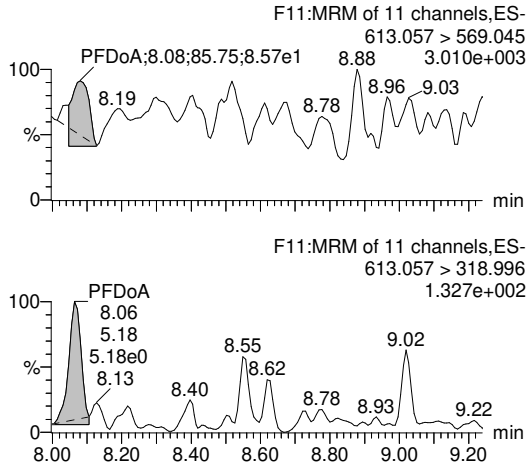

PV by TCH, SV by BRA 13-Jan-22, Conc. & LOD unit = ng for Inst QC, ng/mL for SPM, ng/L for samples

Quantify Sample Report **MassLynx MassLynx V4.1 SCN909**
SGS Axys Analytical Services, Ltd.

Dataset: G:\Masslynx\Inst_L\PFAS\quanfile\FC2L_008-b.qld

Last Altered: Tuesday, January 11, 2022 20:21:00 Pacific Standard Time
Printed: Thursday, January 13, 2022 13:33:04 Pacific Standard Time

ID: L36258-1,,, Name: FC2L_008S23, Description: 1,WG79609,2/4000uL, Date: 11-Jan-2022, Time: 02:02:15

PFTrDA

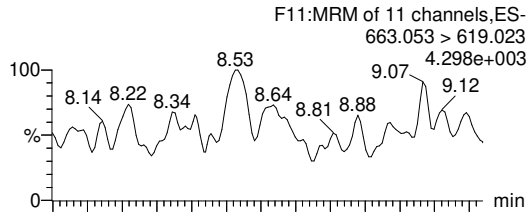

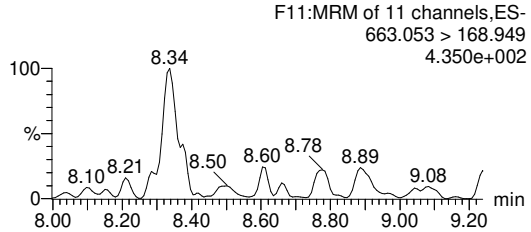

PFTeDA

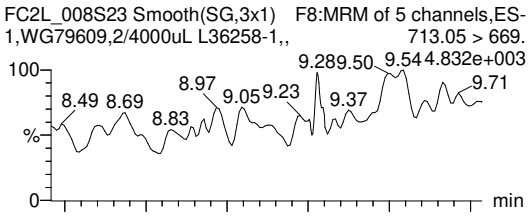

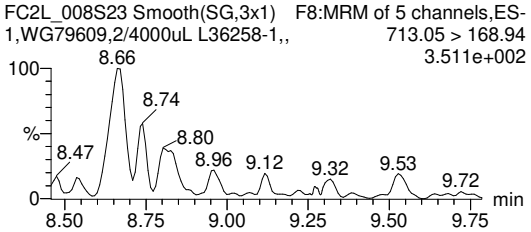

PFBS

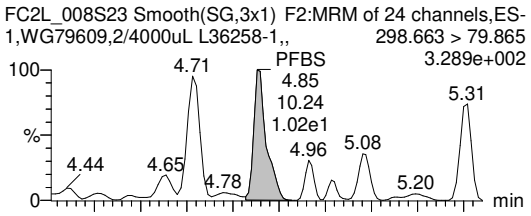

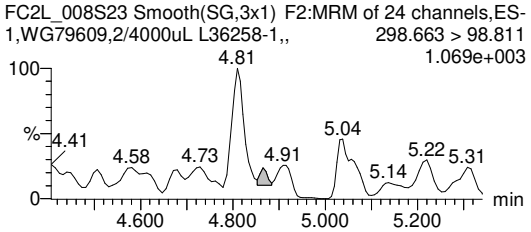

PFPeS

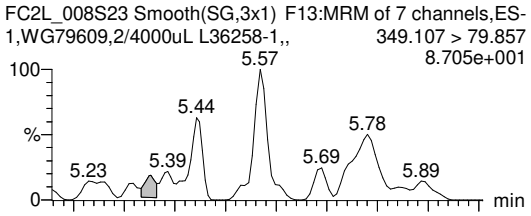

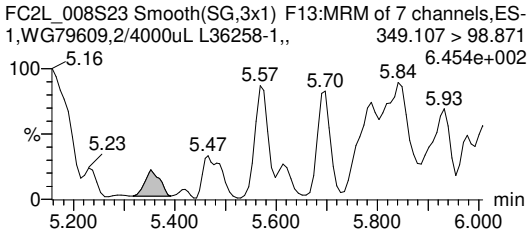

PFHxS-I

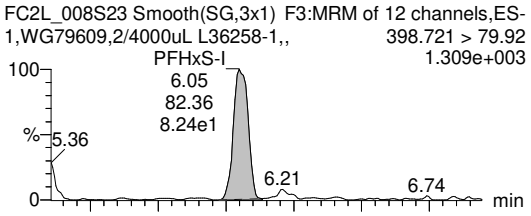

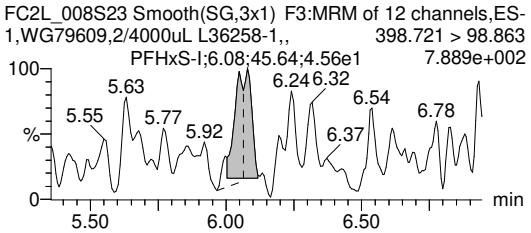

PFHxS-II

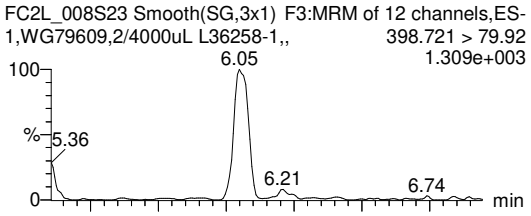

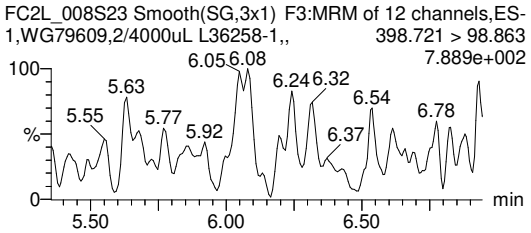

PV by TCH, SV by BRA 13-Jan-22, Conc. & LOD unit = ng for Inst QC, ng/mL for SPM, ng/L for samples

Quantify Sample Report **MassLynx MassLynx V4.1 SCN909**
SGS Axys Analytical Services, Ltd.

Dataset: G:\Masslynx\Inst_L\PFAS\quanfile\FC2L_008-b.qld

Last Altered: Tuesday, January 11, 2022 20:21:00 Pacific Standard Time
Printed: Thursday, January 13, 2022 13:33:04 Pacific Standard Time

ID: L36258-1,,, Name: FC2L_008S23, Description: 1,WG79609,2/4000uL, Date: 11-Jan-2022, Time: 02:02:15

PFHxS-III

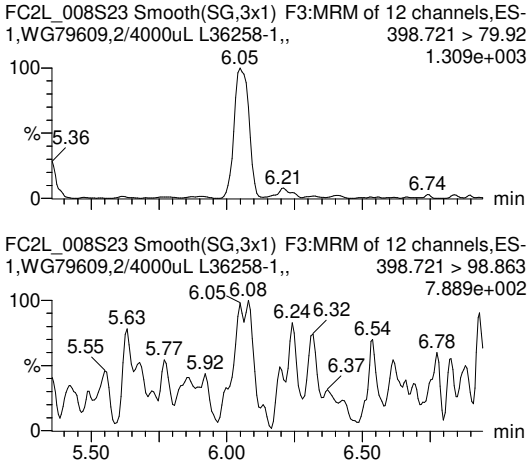

PFHxS-SUM

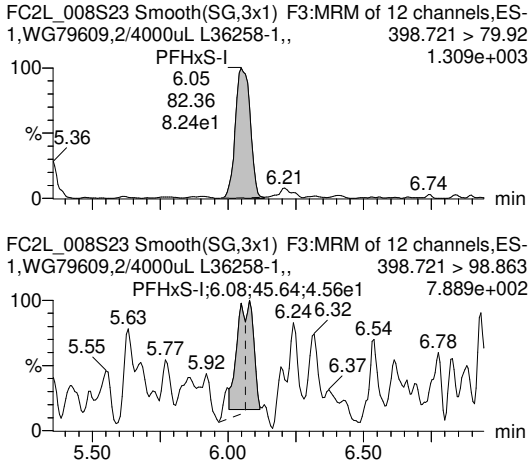

PFHxS

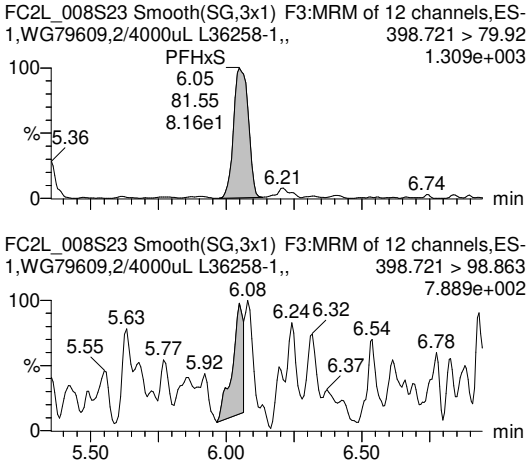

PFHpS

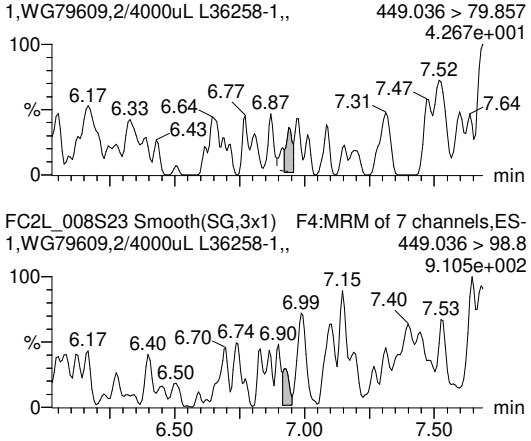

PFOS-I

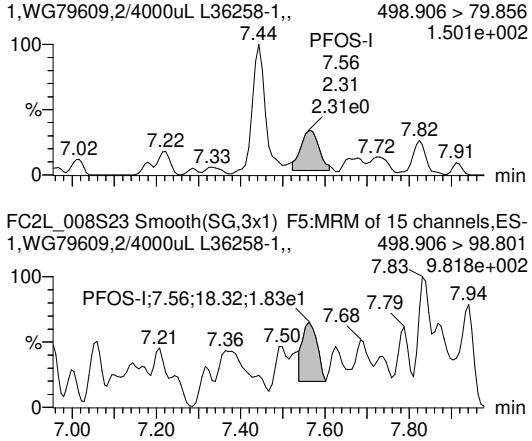

PFOS-II

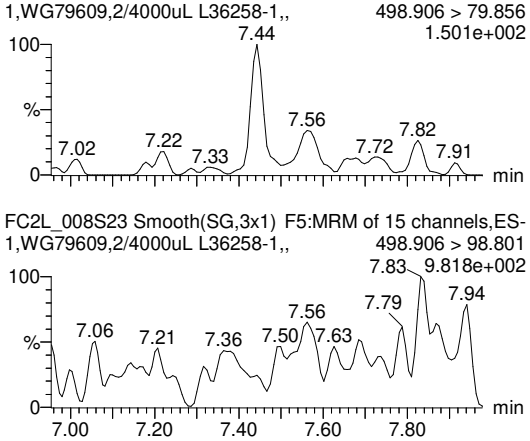

PV by TCH, SV by BRA 13-Jan-22, Conc. & LOD unit = ng for Inst QC, ng/mL for SPM, ng/L for samples

Quantify Sample Report **MassLynx MassLynx V4.1 SCN909**
SGS Axys Analytical Services, Ltd.

Dataset: G:\Masslynx\Inst_L\PFAS\quanfile\FC2L_008-b.qld

Last Altered: Tuesday, January 11, 2022 20:21:00 Pacific Standard Time
Printed: Thursday, January 13, 2022 13:33:04 Pacific Standard Time

ID: L36258-1,,, Name: FC2L_008S23, Description: 1,WG79609,2/4000uL, Date: 11-Jan-2022, Time: 02:02:15

PFOS-III

FC2L_008S23 Smooth(SG,3x1) F5:MRM of 15 channels,ES-
1,WG79609,2/4000uL L36258-1,, 498.906 > 79.856
1.501e+002

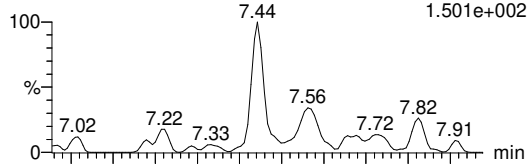

FC2L_008S23 Smooth(SG,3x1) F5:MRM of 15 channels,ES-
1,WG79609,2/4000uL L36258-1,, 498.906 > 98.801
9.818e+002

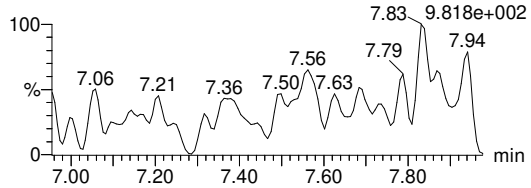

PFOS-IV

FC2L_008S23 Smooth(SG,3x1) F5:MRM of 15 channels,ES-
1,WG79609,2/4000uL L36258-1,, 498.906 > 79.856
1.501e+002

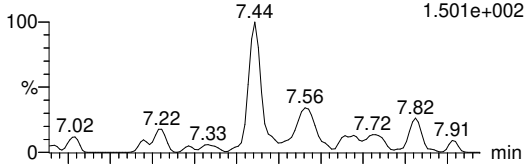

FC2L_008S23 Smooth(SG,3x1) F5:MRM of 15 channels,ES-
1,WG79609,2/4000uL L36258-1,, 498.906 > 98.801
9.818e+002

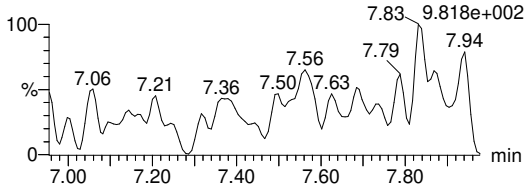

PFOS-SUM

FC2L_008S23 Smooth(SG,3x1) F5:MRM of 15 channels,ES-
1,WG79609,2/4000uL L36258-1,, 498.906 > 79.856
1.501e+002

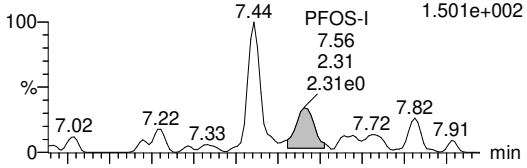

FC2L_008S23 Smooth(SG,3x1) F5:MRM of 15 channels,ES-
1,WG79609,2/4000uL L36258-1,, 498.906 > 98.801
9.818e+002

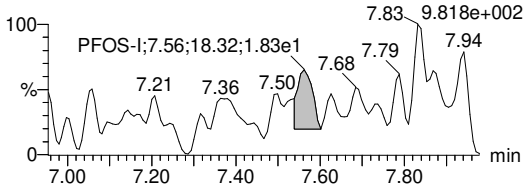

PFOS

FC2L_008S23 Smooth(SG,3x1) F5:MRM of 15 channels,ES-
1,WG79609,2/4000uL L36258-1,, 498.906 > 79.856
1.501e+002

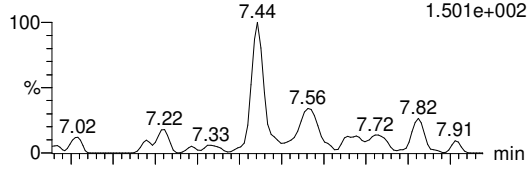

FC2L_008S23 Smooth(SG,3x1) F5:MRM of 15 channels,ES-
1,WG79609,2/4000uL L36258-1,, 498.906 > 98.801
9.818e+002

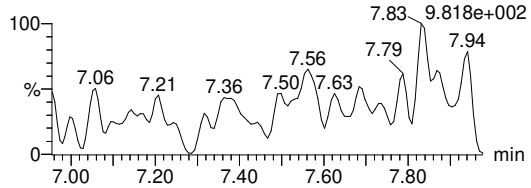

PFNS

FC2L_008S23 Smooth(SG,3x1) F9:MRM of 5 channels,ES-
1,WG79609,2/4000uL L36258-1,, 548.775 > 79.858
1.386e+002

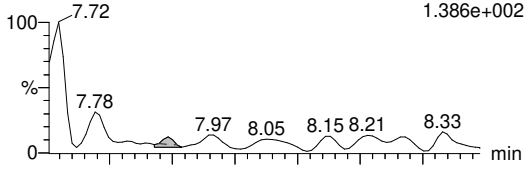

FC2L_008S23 Smooth(SG,3x1) F9:MRM of 5 channels,ES-
1,WG79609,2/4000uL L36258-1,, 548.775 > 98.801
4.940e+002

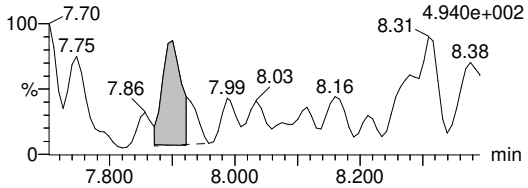

PFDS

F11:MRM of 11 channels,ES-
599.027 > 79.92
5.695e+001

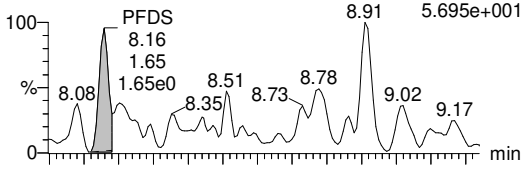

F11:MRM of 11 channels,ES-
599.027 > 98.8
5.598e+002

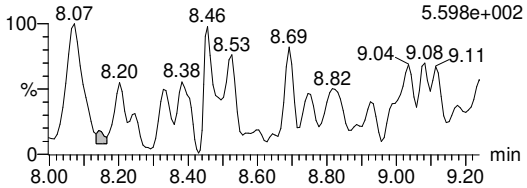

PV by TCH, SV by BRA 13-Jan-22, Conc. & LOD unit = ng for Inst QC, ng/mL for SPM, ng/L for samples

Quantify Sample Report **MassLynx MassLynx V4.1 SCN909**
SGS Axys Analytical Services, Ltd.

Dataset: G:\Masslynx\Inst_L\PFAS\quanfile\FC2L_008-b.qld

Last Altered: Tuesday, January 11, 2022 20:21:00 Pacific Standard Time
Printed: Thursday, January 13, 2022 13:33:04 Pacific Standard Time

ID: L36258-1,,, Name: FC2L_008S23, Description: 1,WG79609,2/4000uL, Date: 11-Jan-2022, Time: 02:02:15

PFDoS

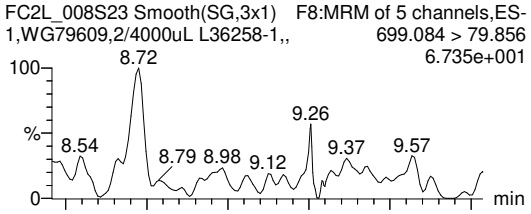

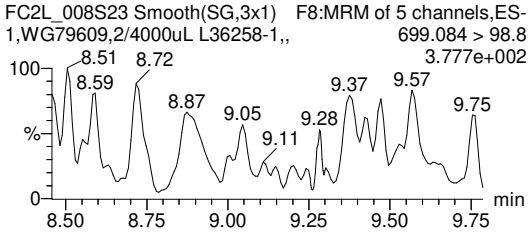

4:2 FTS

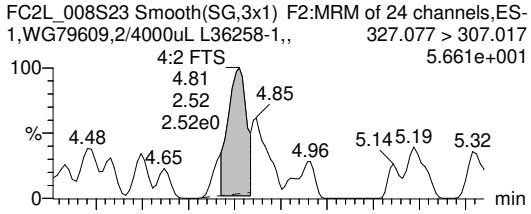

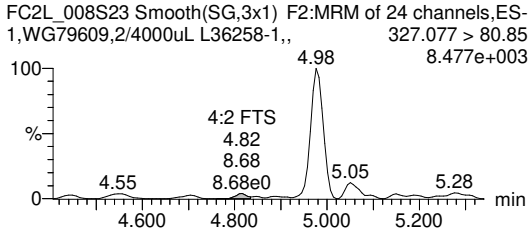

6:2 FTS

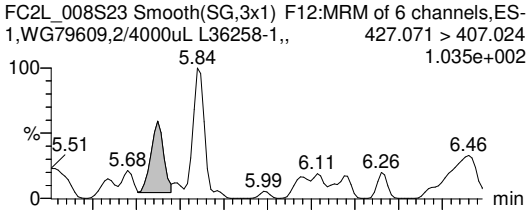

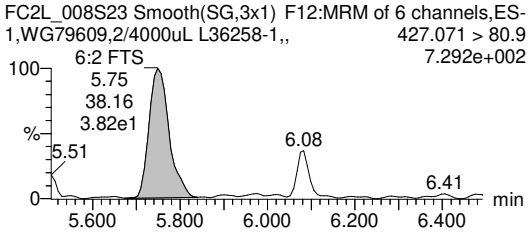

8:2 FTS

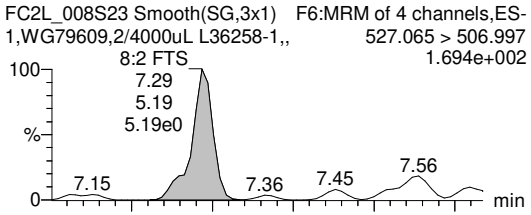

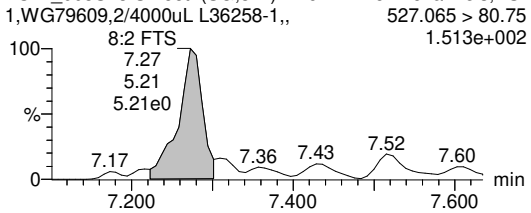

PFOSA-I

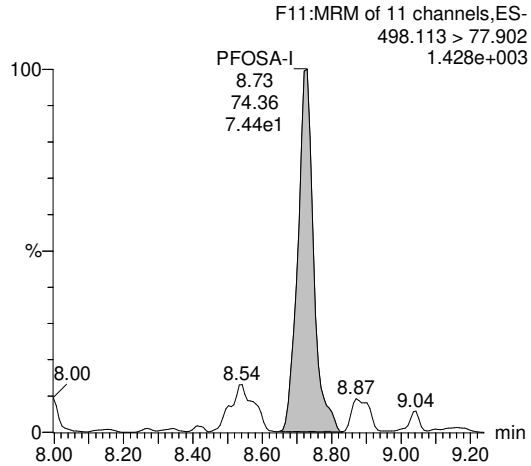

PFOSA-II

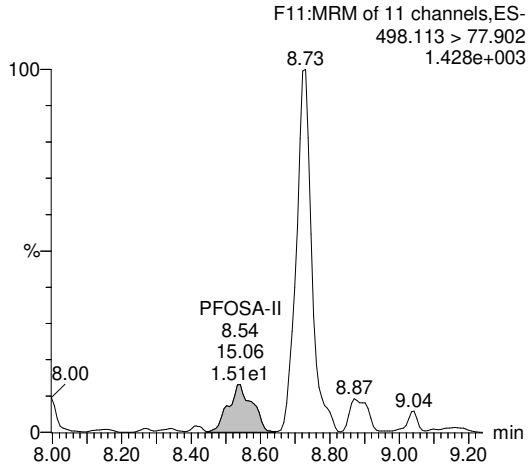

PV by TCH, SV by BRA 13-Jan-22, Conc. & LOD unit = ng for Inst QC, ng/mL for SPM, ng/L for samples

Quantify Sample Report **MassLynx MassLynx V4.1 SCN909**
SGS Axys Analytical Services, Ltd.

Dataset: G:\Masslynx\Inst_L\PFAS\quanfile\FC2L_008-b.qld

Last Altered: Tuesday, January 11, 2022 20:21:00 Pacific Standard Time
Printed: Thursday, January 13, 2022 13:33:04 Pacific Standard Time

ID: L36258-1,,, Name: FC2L_008S23, Description: 1,WG79609,2/4000uL, Date: 11-Jan-2022, Time: 02:02:15

PFOSA-SUM

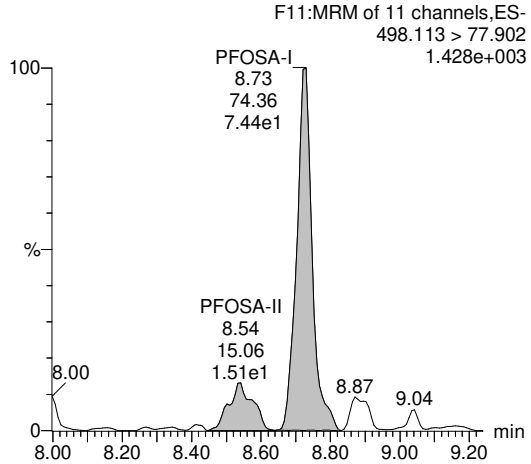

PFOSA

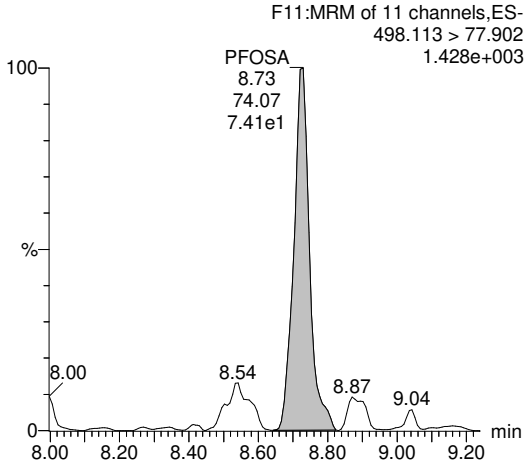

N-MeFOSA-I

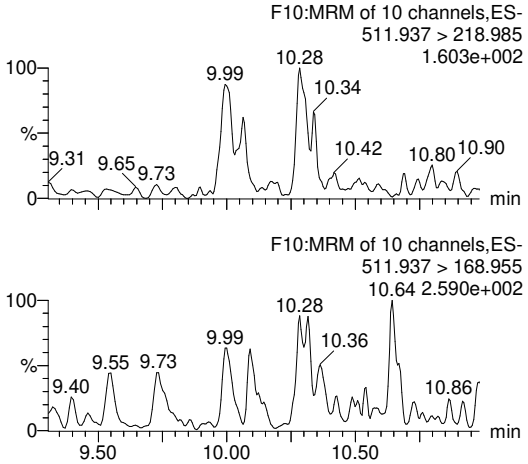

N-MeFOSA-II

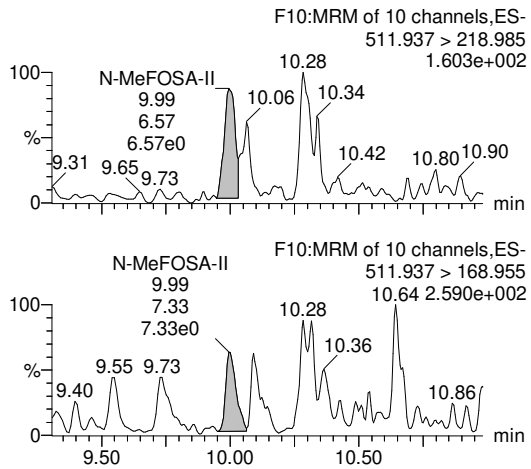

N-MeFOSA-SUM

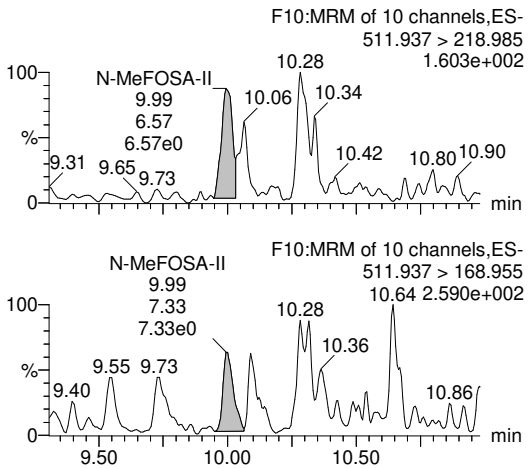

N-MeFOSA

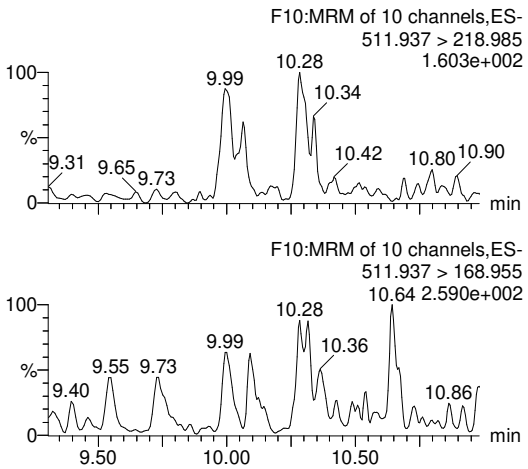

PV by TCH, SV by BRA 13-Jan-22, Conc. & LOD unit = ng for Inst QC, ng/mL for SPM, ng/L for samples

Quantify Sample Report **MassLynx MassLynx V4.1 SCN909**
SGS Axys Analytical Services, Ltd.

Dataset: G:\Masslynx\Inst_L\PFAS\quanfile\FC2L_008-b.qld

Last Altered: Tuesday, January 11, 2022 20:21:00 Pacific Standard Time
Printed: Thursday, January 13, 2022 13:33:04 Pacific Standard Time

ID: L36258-1,,, Name: FC2L_008S23, Description: 1,WG79609,2/4000uL, Date: 11-Jan-2022, Time: 02:02:15

N-EtFOSA-I

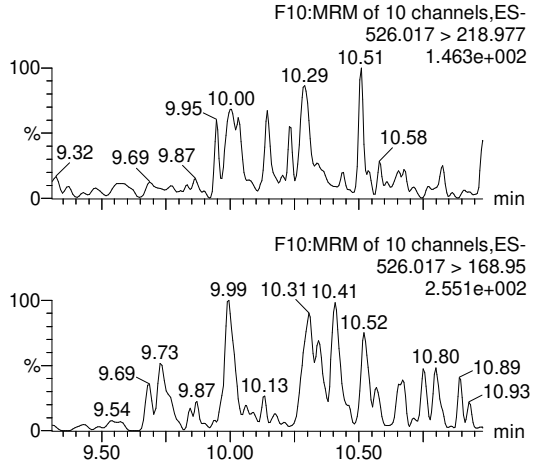

N-EtFOSA-II

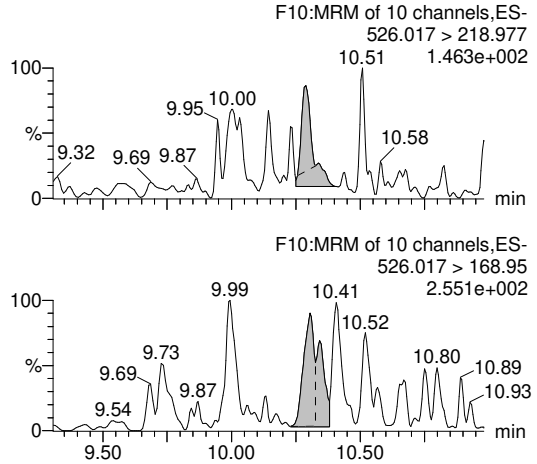

N-EtFOSA-SUM

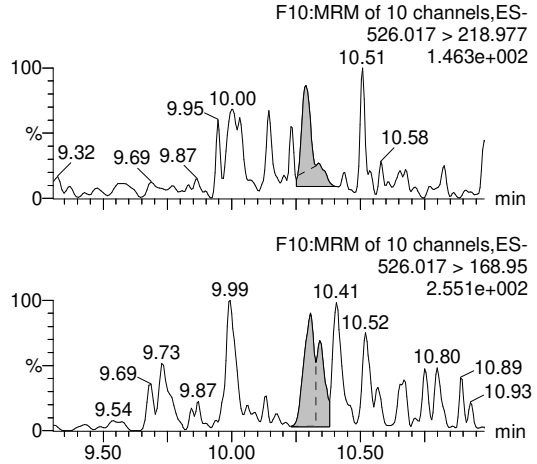

N-EtFOSA

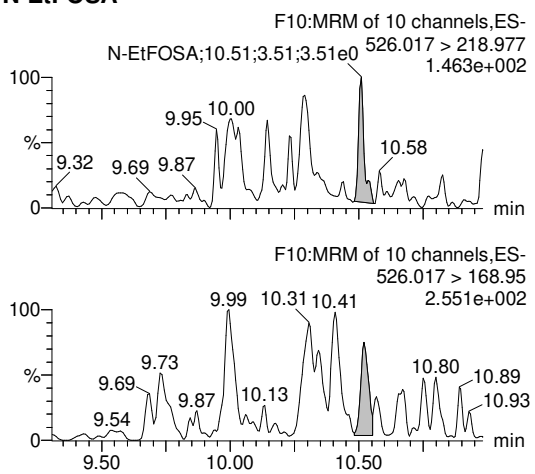

MeFOSAA-I

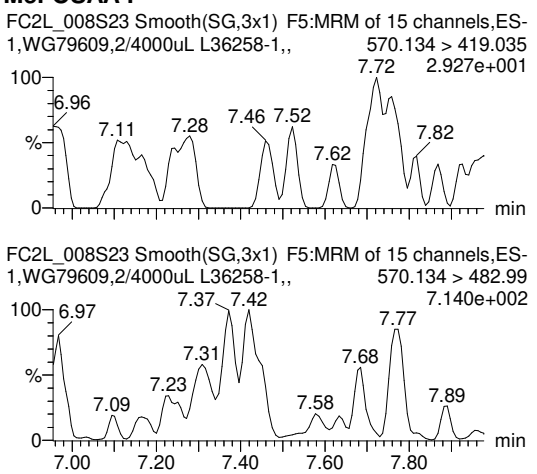

MeFOSAA-II

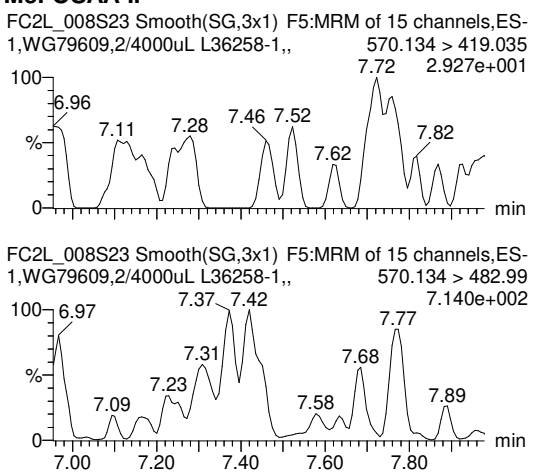

PV by TCH, SV by BRA 13-Jan-22, Conc. & LOD unit = ng for Inst QC, ng/mL for SPM, ng/L for samples

Quantify Sample Report **MassLynx MassLynx V4.1 SCN909**
SGS Axys Analytical Services, Ltd.

Dataset: G:\Masslynx\Inst_L\PFAS\quanfile\FC2L_008-b.qld

Last Altered: Tuesday, January 11, 2022 20:21:00 Pacific Standard Time
Printed: Thursday, January 13, 2022 13:33:04 Pacific Standard Time

ID: L36258-1,,, Name: FC2L_008S23, Description: 1,WG79609,2/4000uL, Date: 11-Jan-2022, Time: 02:02:15

MeFOSAA-III

FC2L_008S23 Smooth(SG,3x1) F5:MRM of 15 channels,ES-
1,WG79609,2/4000uL L36258-1,, 570.134 > 419.035
2.927e+001

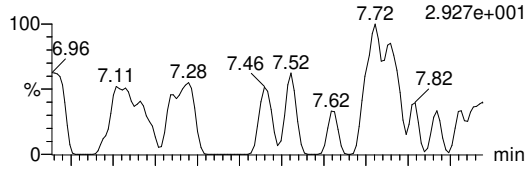

FC2L_008S23 Smooth(SG,3x1) F5:MRM of 15 channels,ES-
1,WG79609,2/4000uL L36258-1,, 570.134 > 482.99
7.140e+002

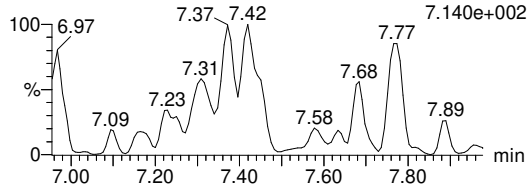

MeFOSAA-SUM

FC2L_008S23 Smooth(SG,3x1) F5:MRM of 15 channels,ES-
1,WG79609,2/4000uL L36258-1,, 570.134 > 419.035
2.927e+001

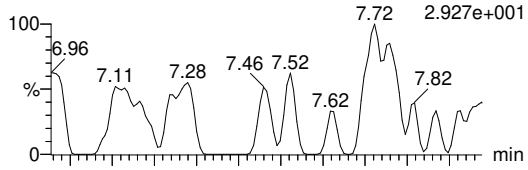

FC2L_008S23 Smooth(SG,3x1) F5:MRM of 15 channels,ES-
1,WG79609,2/4000uL L36258-1,, 570.134 > 482.99
7.140e+002

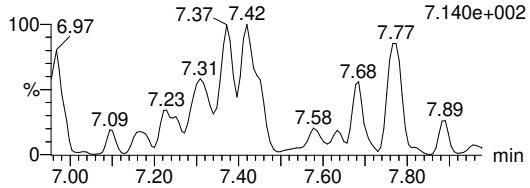

MeFOSAA

FC2L_008S23 Smooth(SG,3x1) F5:MRM of 15 channels,ES-
1,WG79609,2/4000uL L36258-1,, 570.134 > 419.035
2.927e+001

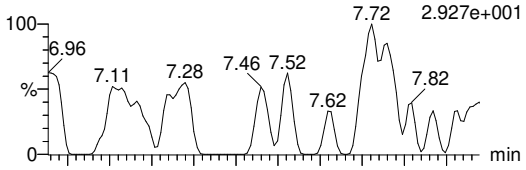

FC2L_008S23 Smooth(SG,3x1) F5:MRM of 15 channels,ES-
1,WG79609,2/4000uL L36258-1,, 570.134 > 482.99
7.140e+002

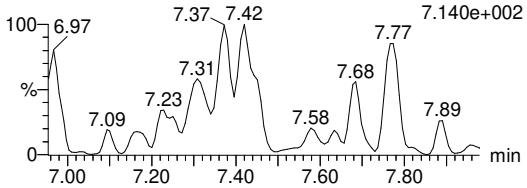

EtFOSAA-I

FC2L_008S23 Smooth(SG,3x1) F7:MRM of 3 channels,ES-
1,WG79609,2/4000uL L36258-1,, 584.15 > 419.062
7.064e+001

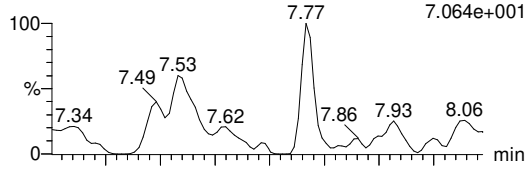

FC2L_008S23 Smooth(SG,3x1) F7:MRM of 3 channels,ES-
1,WG79609,2/4000uL L36258-1,, 584.15 > 526.045
3.203e+002

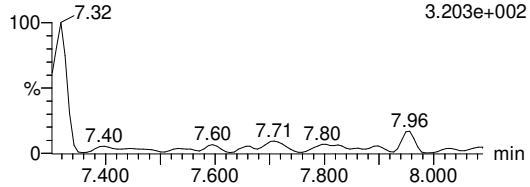

EtFOSAA-II

FC2L_008S23 Smooth(SG,3x1) F7:MRM of 3 channels,ES-
1,WG79609,2/4000uL L36258-1,, 584.15 > 419.062
7.064e+001

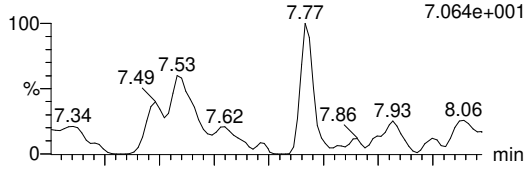

FC2L_008S23 Smooth(SG,3x1) F7:MRM of 3 channels,ES-
1,WG79609,2/4000uL L36258-1,, 584.15 > 526.045
3.203e+002

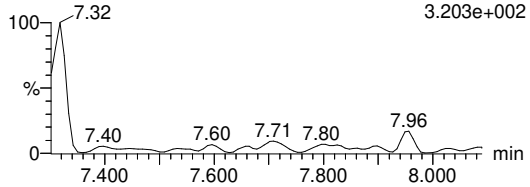

EtFOSAA-III

FC2L_008S23 Smooth(SG,3x1) F7:MRM of 3 channels,ES-
1,WG79609,2/4000uL L36258-1,, 584.15 > 419.062
7.064e+001

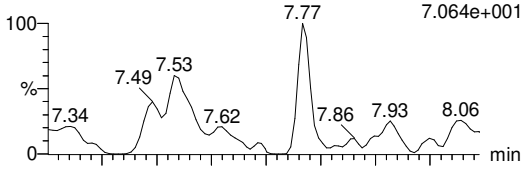

FC2L_008S23 Smooth(SG,3x1) F7:MRM of 3 channels,ES-
1,WG79609,2/4000uL L36258-1,, 584.15 > 526.045
3.203e+002

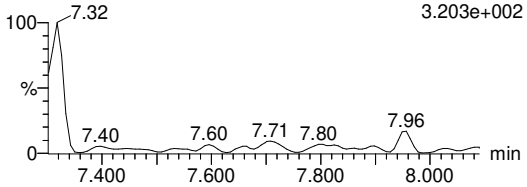

PV by TCH, SV by BRA 13-Jan-22, Conc. & LOD unit = ng for Inst QC, ng/mL for SPM, ng/L for samples

Quantify Sample Report **MassLynx MassLynx V4.1 SCN909**
SGS Axys Analytical Services, Ltd.

Dataset: G:\Masslynx\Inst_L\PFAS\quanfile\FC2L_008-b.qld

Last Altered: Tuesday, January 11, 2022 20:21:00 Pacific Standard Time
Printed: Thursday, January 13, 2022 13:33:04 Pacific Standard Time

ID: L36258-1,,, Name: FC2L_008S23, Description: 1,WG79609,2/4000uL, Date: 11-Jan-2022, Time: 02:02:15

EtFOSAA-SUM

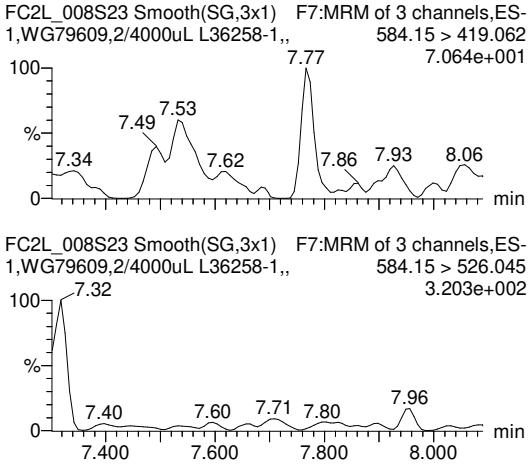

EtFOSAA

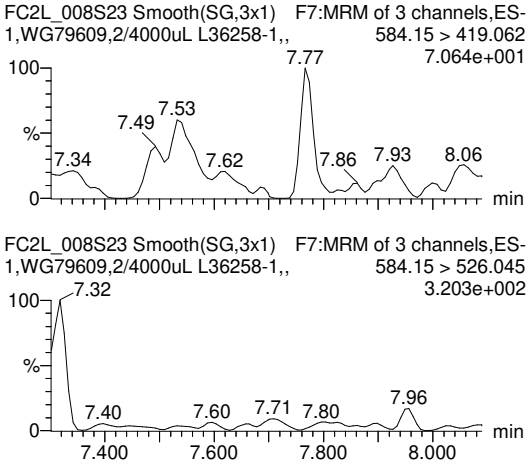

N-MeFOSE-I

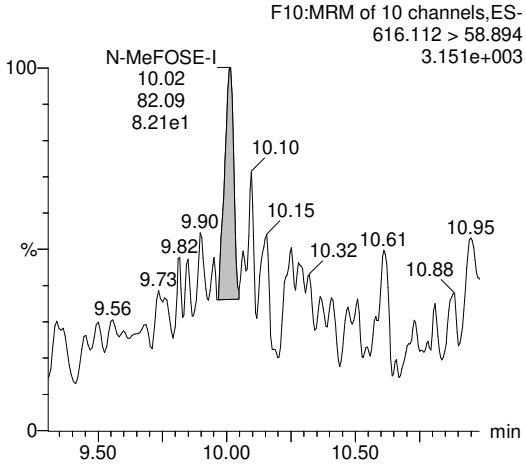

N-MeFOSE-II

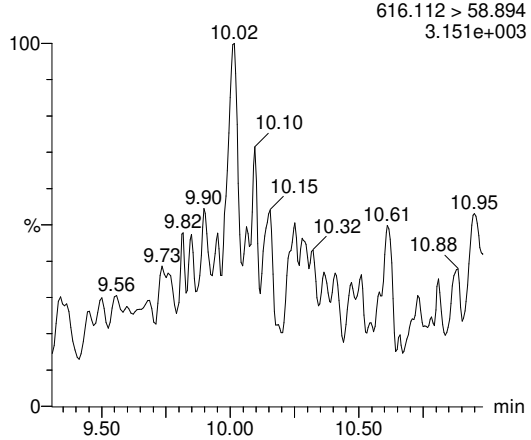

N-MeFOSE-III

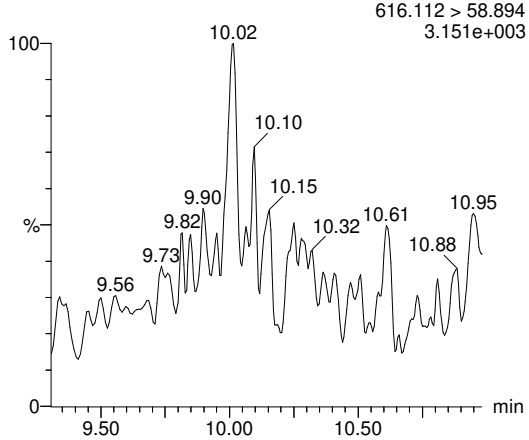

N-MeFOSE-SUM

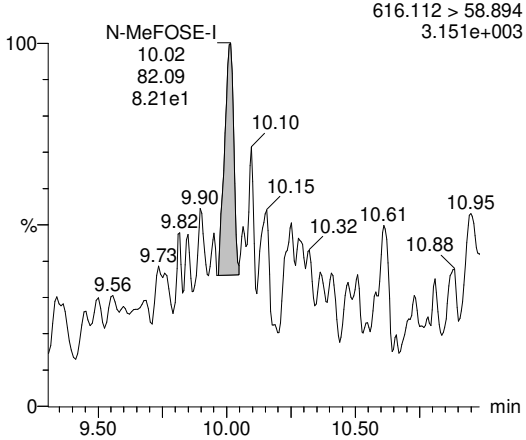

PV by TCH, SV by BRA 13-Jan-22, Conc. & LOD unit = ng for Inst QC, ng/mL for SPM, ng/L for samples

Quantify Sample Report **MassLynx MassLynx V4.1 SCN909**
SGS Axys Analytical Services, Ltd.

Dataset: G:\Masslynx\Inst_L\PFAS\quanfile\FC2L_008-b.qld

Last Altered: Tuesday, January 11, 2022 20:21:00 Pacific Standard Time
Printed: Thursday, January 13, 2022 13:33:04 Pacific Standard Time

ID: L36258-1,,, Name: FC2L_008S23, Description: 1,WG79609,2/4000uL, Date: 11-Jan-2022, Time: 02:02:15

N-MeFOSE

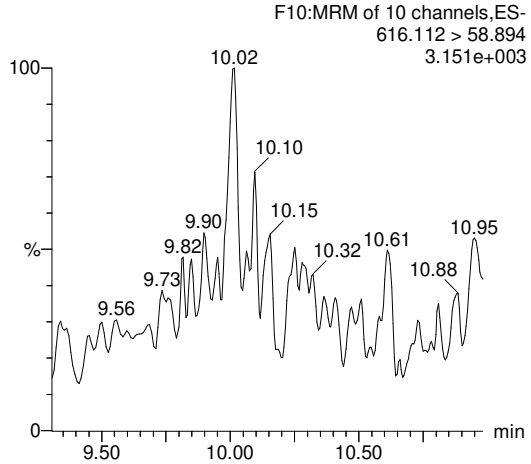

N-EtFOSE-I

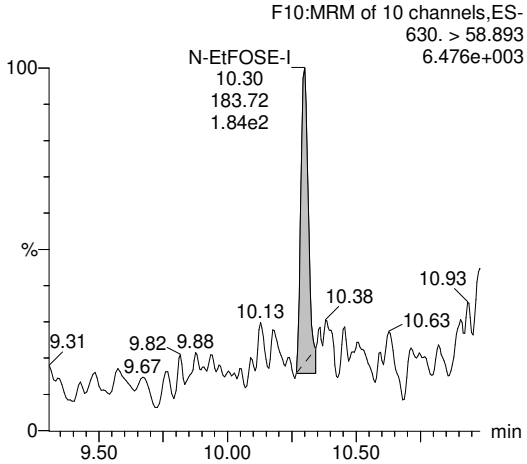

N-EtFOSE-II

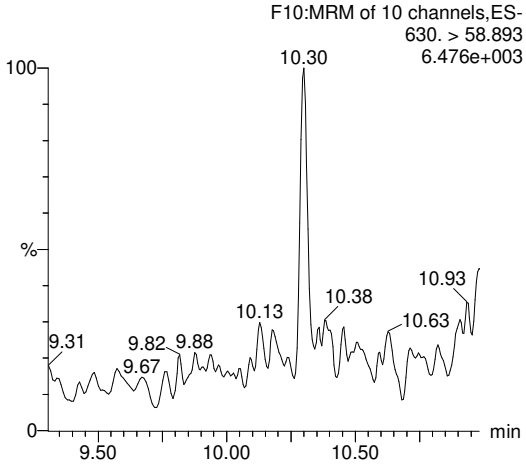

N-EtFOSE-III

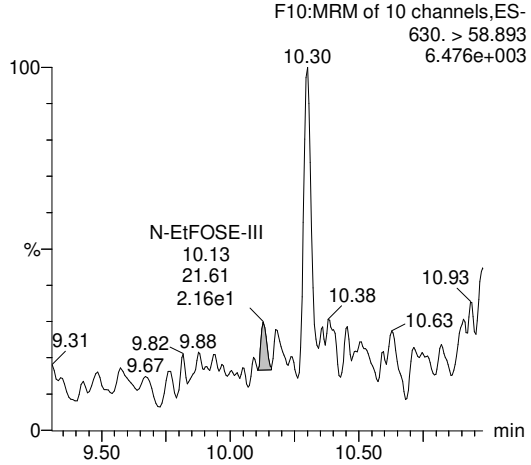

N-EtFOSE-SUM

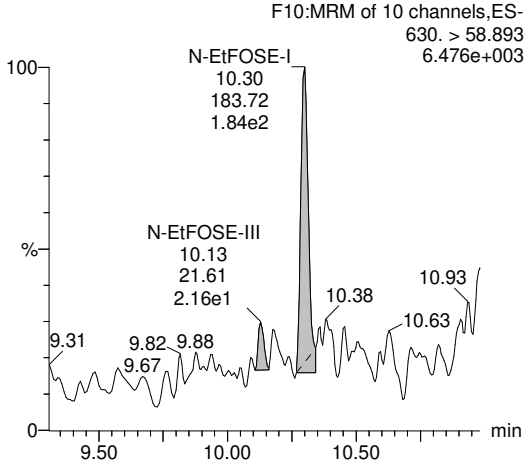

N-EtFOSE

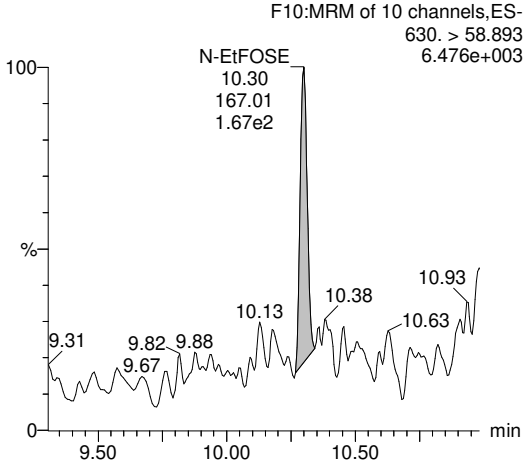

PV by TCH, SV by BRA 13-Jan-22, Conc. & LOD unit = ng for Inst QC, ng/mL for SPM, ng/L for samples

Quantify Sample Report **MassLynx MassLynx V4.1 SCN909**
SGS Axys Analytical Services, Ltd.

Dataset: G:\Masslynx\Inst_L\PFAS\quanfile\FC2L_008-b.qld

Last Altered: Tuesday, January 11, 2022 20:21:00 Pacific Standard Time
Printed: Thursday, January 13, 2022 13:33:04 Pacific Standard Time

ID: L36258-1,,, Name: FC2L_008S23, Description: 1,WG79609,2/4000uL, Date: 11-Jan-2022, Time: 02:02:15

HFPO-DA

FC2L_008S23 Smooth(SG,3x1) F2:MRM of 24 channels,ES-
1,WG79609,2/4000uL L36258-1,, 284.8894 > 168.9079
3.111e+002

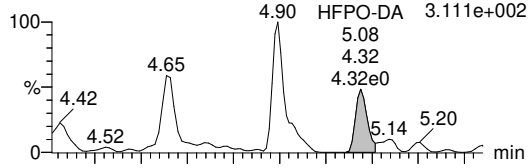

FC2L_008S23 Smooth(SG,3x1) F2:MRM of 24 channels,ES-
1,WG79609,2/4000uL L36258-1,, 284.8894 > 184.9131
1.062e+003

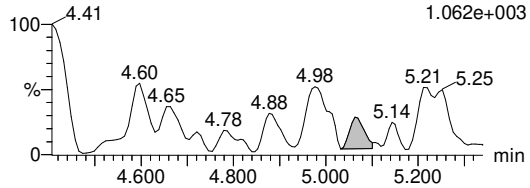

ADONA

FC2L_008S23 Smooth(SG,3x1) F13:MRM of 7 channels,ES-
1,WG79609,2/4000uL L36258-1,, 376.88 > 250.937
1.993e+002

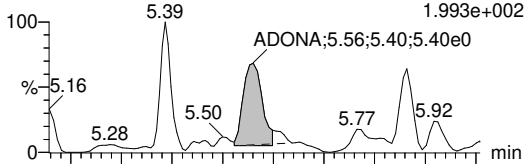

FC2L_008S23 Smooth(SG,3x1) F13:MRM of 7 channels,ES-
1,WG79609,2/4000uL L36258-1,, 376.88 > 84.832
3.741e+002

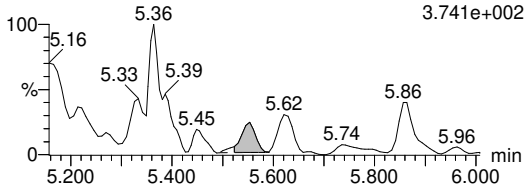

9Cl-PF3ONS

FC2L_008S23 Smooth(SG,3x1) F5:MRM of 15 channels,ES-
1,WG79609,2/4000uL L36258-1,, 530.807 > 350.967
1.306e+002

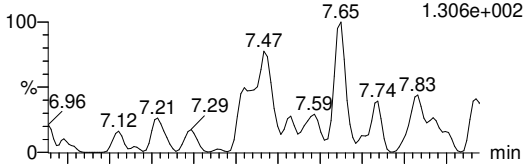

FC2L_008S23 Smooth(SG,3x1) F5:MRM of 15 channels,ES-
1,WG79609,2/4000uL L36258-1,, 532.804 > 352.947
1.154e+003

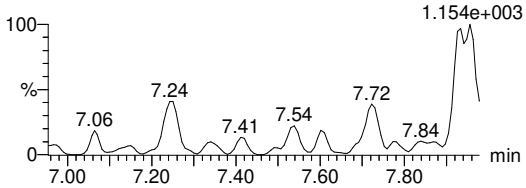

11Cl-PF3OUdS

F11:MRM of 11 channels,ES-
630.865 > 450.902
3.405e+002

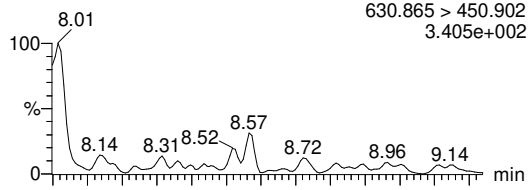

F11:MRM of 11 channels,ES-
632.868 > 452.91
4.200e+002

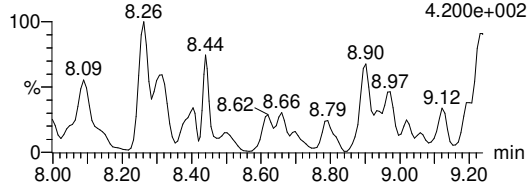

3:3 FTCA

FC2L_008S23 Smooth(SG,3x1) F14:MRM of 8 channels,ES-
1,WG79609,2/4000uL L36258-1,, 241 > 177
5.998e+002

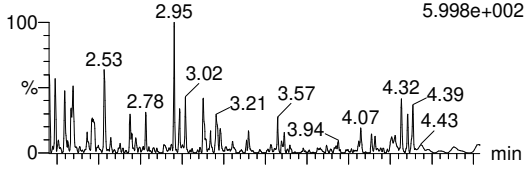

FC2L_008S23 Smooth(SG,3x1) F14:MRM of 8 channels,ES-
1,WG79609,2/4000uL L36258-1,, 241 > 117
2.167e+003

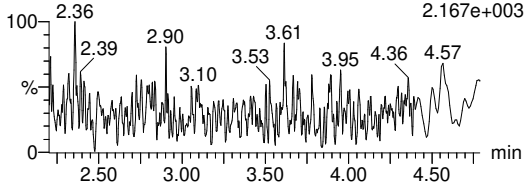

5:3 FTCA

FC2L_008S23 Smooth(SG,3x1) F2:MRM of 24 channels,ES-
1,WG79609,2/4000uL L36258-1,, 341 > 237.1
1.085e+003

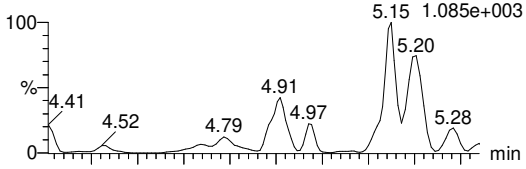

FC2L_008S23 Smooth(SG,3x1) F2:MRM of 24 channels,ES-
1,WG79609,2/4000uL L36258-1,, 341 > 217
9.307e+003

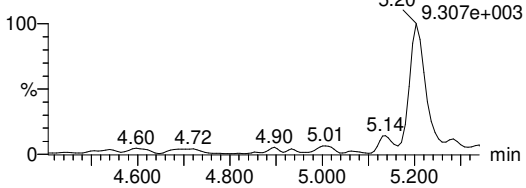

PV by TCH, SV by BRA 13-Jan-22, Conc. & LOD unit = ng for Inst QC, ng/mL for SPM, ng/L for samples

Quantify Sample Report **MassLynx MassLynx V4.1 SCN909**
SGS Axys Analytical Services, Ltd.

Dataset: G:\Masslynx\Inst_L\PFAS\quanfile\FC2L_008-b.qld

Last Altered: Tuesday, January 11, 2022 20:21:00 Pacific Standard Time
Printed: Thursday, January 13, 2022 13:33:04 Pacific Standard Time

ID: L36258-1,,, Name: FC2L_008S23, Description: 1,WG79609,2/4000uL, Date: 11-Jan-2022, Time: 02:02:15

7:3 FTCA

FC2L_008S23 Smooth(SG,3x1) F3:MRM of 12 channels,ES-
1,WG79609,2/4000uL L36258-1,, 441 > 316.9
4.539e+003

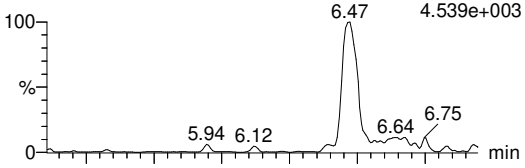

FC2L_008S23 Smooth(SG,3x1) F3:MRM of 12 channels,ES-
1,WG79609,2/4000uL L36258-1,, 441 > 336.9
4.528e+003

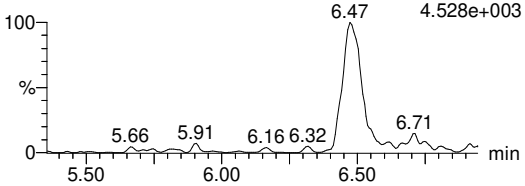

PFEESA

FC2L_008S23 Smooth(SG,3x1) F2:MRM of 24 channels,ES-
1,WG79609,2/4000uL L36258-1,, 314.8 > 134.9
1.575e+002

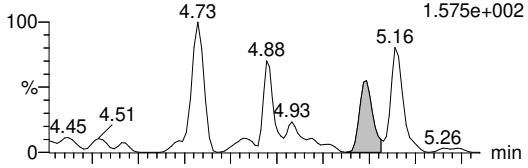

FC2L_008S23 Smooth(SG,3x1) F2:MRM of 24 channels,ES-
1,WG79609,2/4000uL L36258-1,, 314.8 > 82.9
1.785e+003

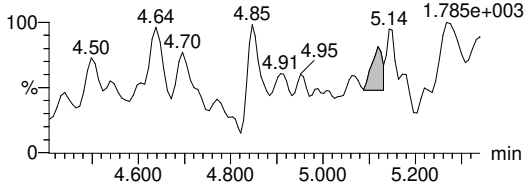

PFMPA

FC2L_008S23 Smooth(SG,5x1) F14:MRM of 8 channels,ES-
1,WG79609,2/4000uL L36258-1,, 229.013 > 84.9
2.900e+003

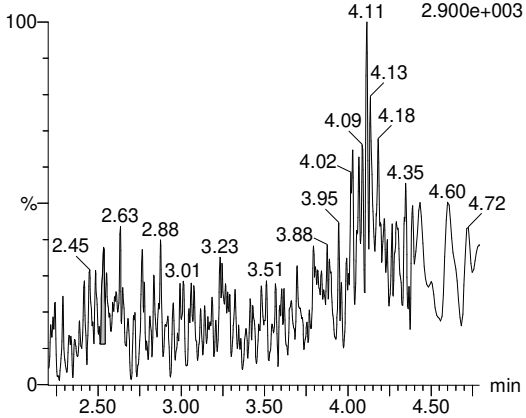

PFMBA

FC2L_008S23 Smooth(SG,3x1) F14:MRM of 8 channels,ES-
1,WG79609,2/4000uL L36258-1,, 279 > 85.1
5.249e+002

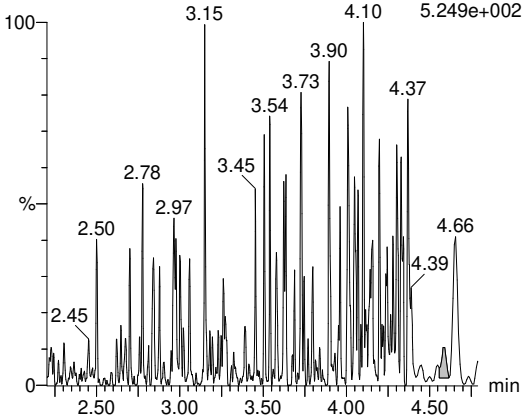

NFDHA

FC2L_008S23 Smooth(SG,3x1) F2:MRM of 24 channels,ES-
1,WG79609,2/4000uL L36258-1,, 295 > 201
1.621e+002

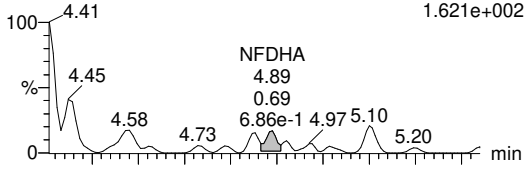

FC2L_008S23 Smooth(SG,3x1) F2:MRM of 24 channels,ES-
1,WG79609,2/4000uL L36258-1,, 295 > 84.9
5.990e+002

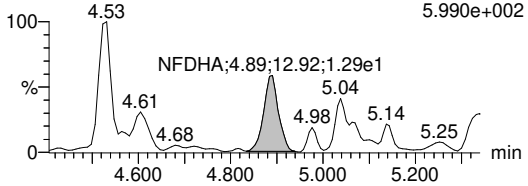

13C4-PFBA

FC2L_008S23 Smooth(SG,3x1) F1:MRM of 3 channels,ES-
1,WG79609,2/4000uL L36258-1,, 216.776 > 171.928
1.908e+006

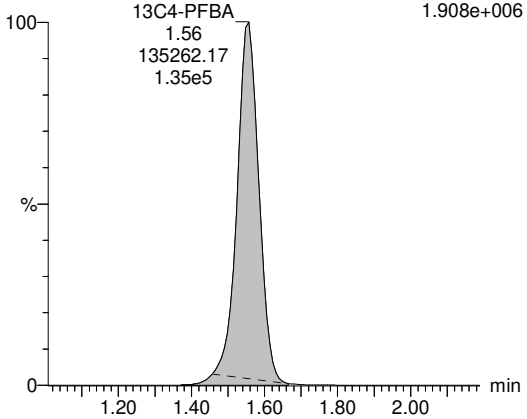

PV by TCH, SV by BRA 13-Jan-22, Conc. & LOD unit = ng for Inst QC, ng/mL for SPM, ng/L for samples

Quantify Sample Report **MassLynx MassLynx V4.1 SCN909**
SGS Axys Analytical Services, Ltd.

Dataset: G:\Masslynx\Inst_L\PFAS\quanfile\FC2L_008-b.qld

Last Altered: Tuesday, January 11, 2022 20:21:00 Pacific Standard Time
Printed: Thursday, January 13, 2022 13:33:04 Pacific Standard Time

ID: L36258-1,,, Name: FC2L_008S23, Description: 1,WG79609,2/4000uL, Date: 11-Jan-2022, Time: 02:02:15

13C5-PFPeA

FC2L_008S23 Smooth(SG,3x1) F14:MRM of 8 channels,ES-
1,WG79609,2/4000uL L36258-1,, 268.16 > 223.035
1.232e+006

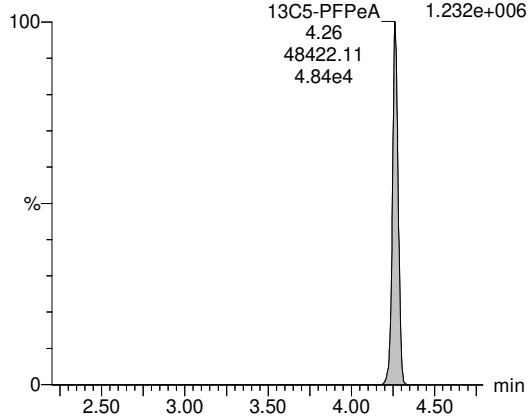

13C5-PFHxA

FC2L_008S23 Smooth(SG,3x1) F2:MRM of 24 channels,ES-
1,WG79609,2/4000uL L36258-1,, 318.029 > 272.993
6.227e+005

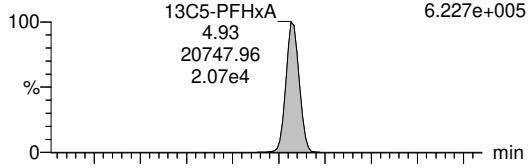

FC2L_008S23 Smooth(SG,3x1) F2:MRM of 24 channels,ES-
1,WG79609,2/4000uL L36258-1,, 318.029 > 120.341
2.818e+004

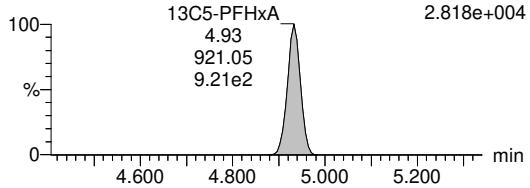

13C4-PFHpA

FC2L_008S23 Smooth(SG,3x1) F13:MRM of 7 channels,ES-
1,WG79609,2/4000uL L36258-1,, 367.086 > 322.004
7.523e+005

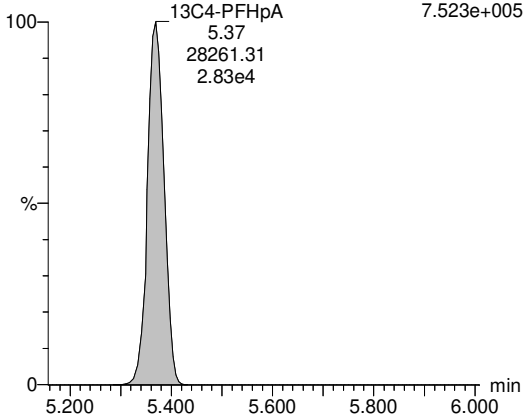

13C8-PFOA

FC2L_008S23 Smooth(SG,3x1) F3:MRM of 12 channels,ES-
1,WG79609,2/4000uL L36258-1,, 421.096 > 376.022
5.011e+005

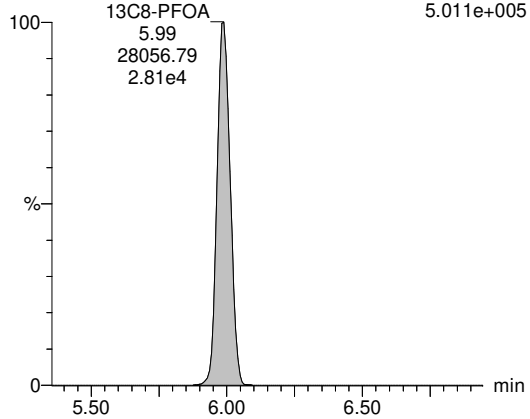

13C9-PFNA

FC2L_008S23 Smooth(SG,3x1) F4:MRM of 7 channels,ES-
1,WG79609,2/4000uL L36258-1,, 472.096 > 427.014
2.586e+005

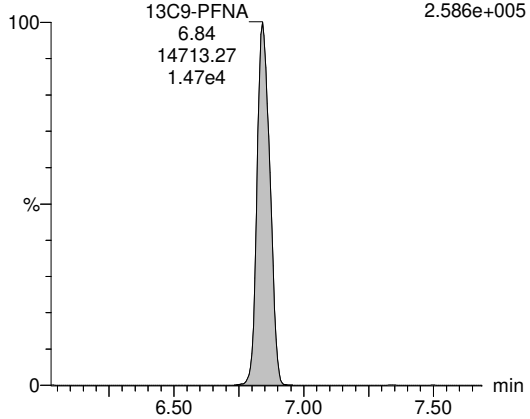

13C6-PFDA

FC2L_008S23 Smooth(SG,3x1) F5:MRM of 15 channels,ES-
1,WG79609,2/4000uL L36258-1,, 519.147 > 474.058
3.157e+005

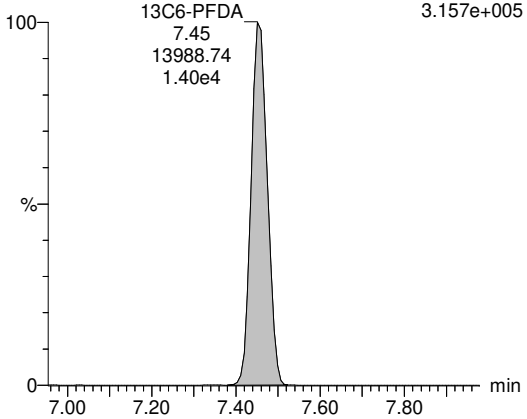

PV by TCH, SV by BRA 13-Jan-22, Conc. & LOD unit = ng for Inst QC, ng/mL for SPM, ng/L for samples

Quantify Sample Report **MassLynx MassLynx V4.1 SCN909**
SGS Axys Analytical Services, Ltd.

Dataset: G:\Masslynx\Inst_L\PFAS\quanfile\FC2L_008-b.qld

Last Altered: Tuesday, January 11, 2022 20:21:00 Pacific Standard Time
Printed: Thursday, January 13, 2022 13:33:04 Pacific Standard Time

ID: L36258-1,,, Name: FC2L_008S23, Description: 1,WG79609,2/4000uL, Date: 11-Jan-2022, Time: 02:02:15

13C7-PFUnA

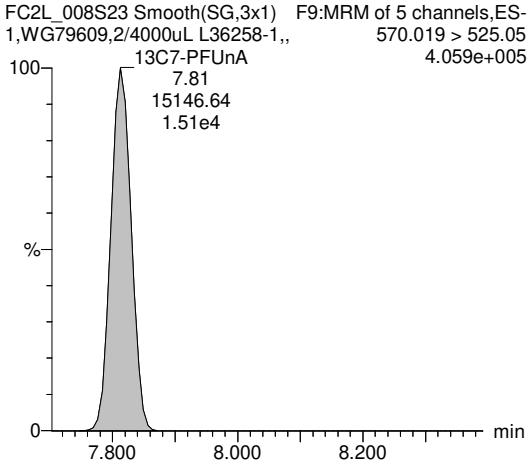

13C2-PFDoA

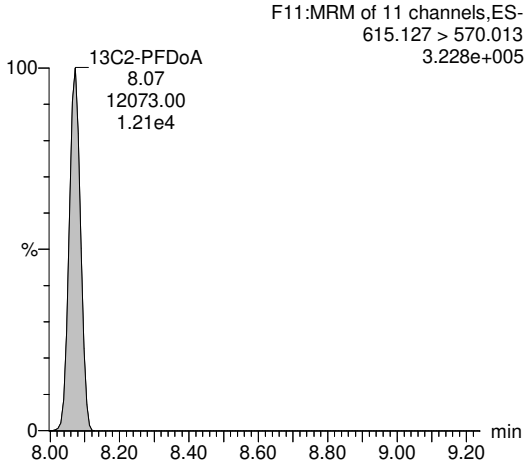

13C2-PFTeDA

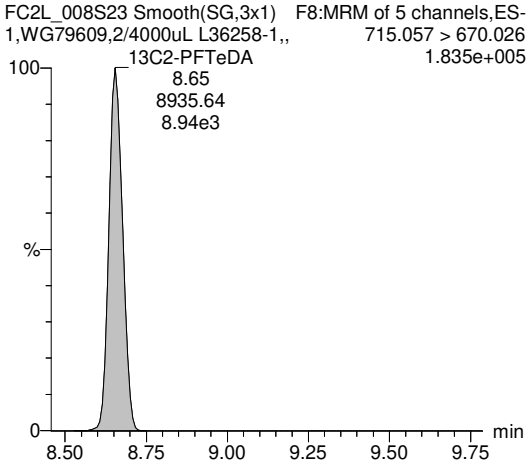

13C3-PFBS

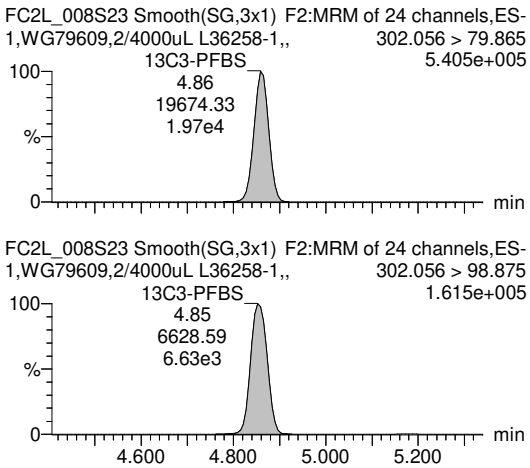

13C3-PFHxS

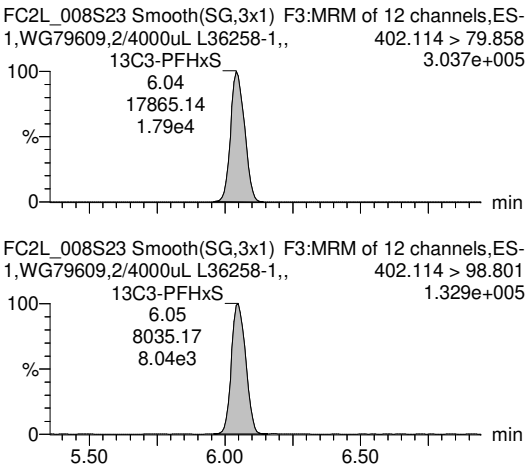

13C8-PFOS

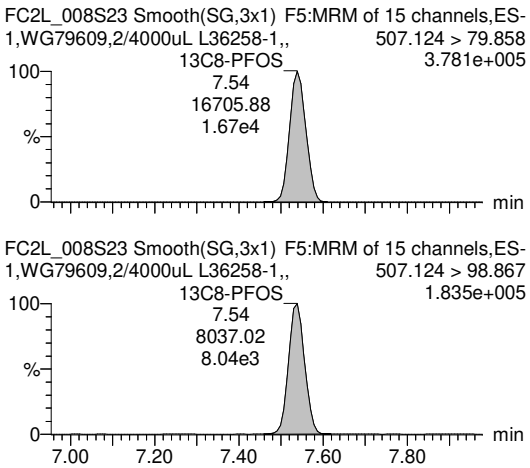

PV by TCH, SV by BRA 13-Jan-22, Conc. & LOD unit = ng for Inst QC, ng/mL for SPM, ng/L for samples

Quantify Sample Report **MassLynx MassLynx V4.1 SCN909**
SGS Axys Analytical Services, Ltd.

Dataset: G:\Masslynx\Inst_L\PFAS\quanfile\FC2L_008-b.qld

Last Altered: Tuesday, January 11, 2022 20:21:00 Pacific Standard Time
Printed: Thursday, January 13, 2022 13:33:04 Pacific Standard Time

ID: L36258-1,,, Name: FC2L_008S23, Description: 1,WG79609,2/4000uL, Date: 11-Jan-2022, Time: 02:02:15

13C2-4:2 FTS

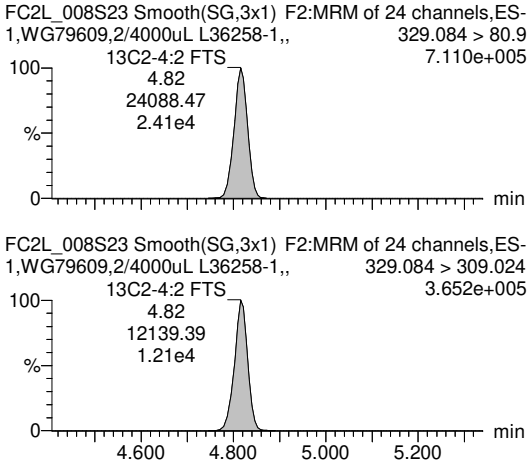

13C2-6:2 FTS

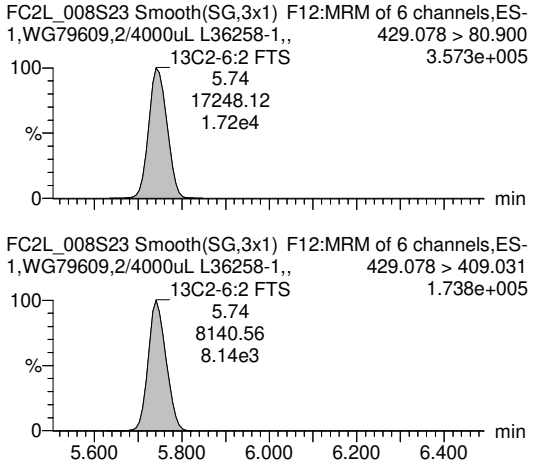

13C2-8:2 FTS

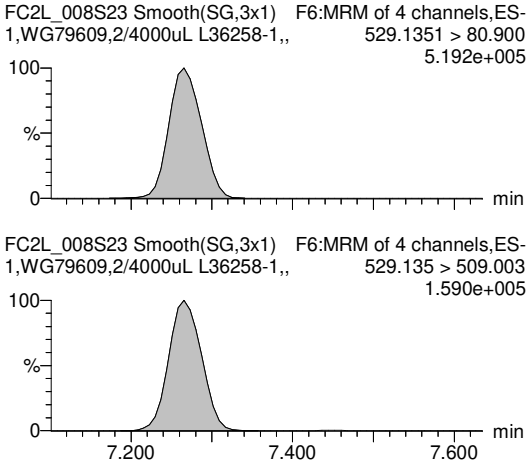

13C8-PFOSA

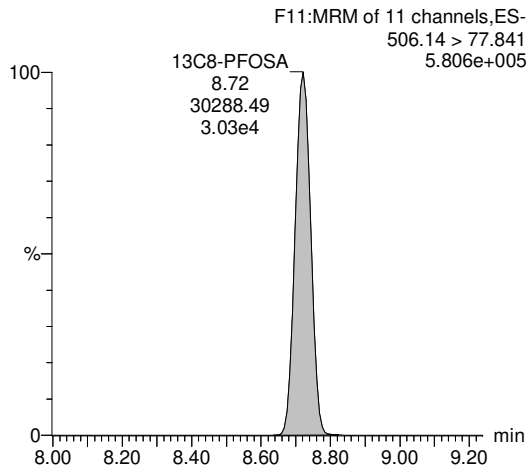

D3-N-MeFOSA

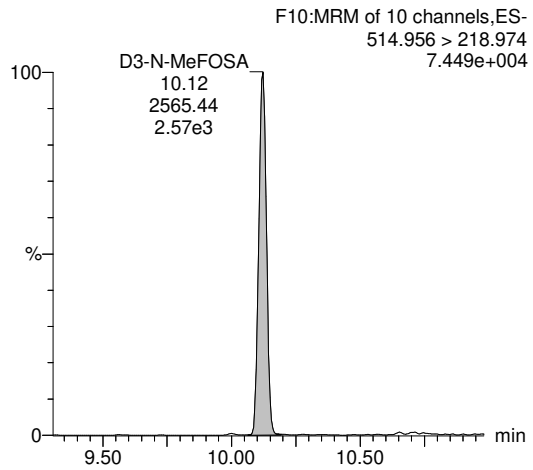

D5-N-EtFOSA

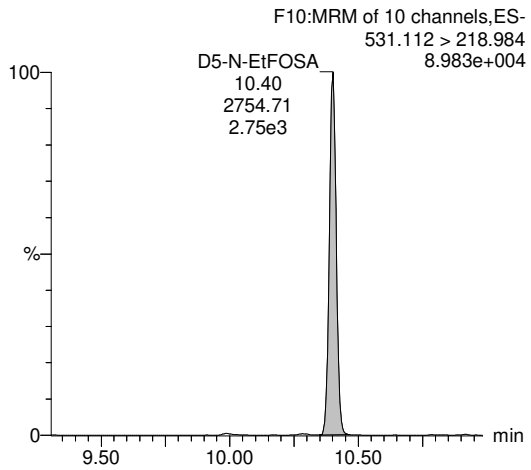

PV by TCH, SV by BRA 13-Jan-22, Conc. & LOD unit = ng for Inst QC, ng/mL for SPM, ng/L for samples

Quantify Sample Report **MassLynx MassLynx V4.1 SCN909**
SGS Axys Analytical Services, Ltd.

Dataset: G:\Masslynx\Inst_L\PFAS\quanfile\FC2L_008-b.qld

Last Altered: Tuesday, January 11, 2022 20:21:00 Pacific Standard Time
Printed: Thursday, January 13, 2022 13:33:04 Pacific Standard Time

ID: L36258-1,,, Name: FC2L_008S23, Description: 1,WG79609,2/4000uL, Date: 11-Jan-2022, Time: 02:02:15

D3-MeFOSAA

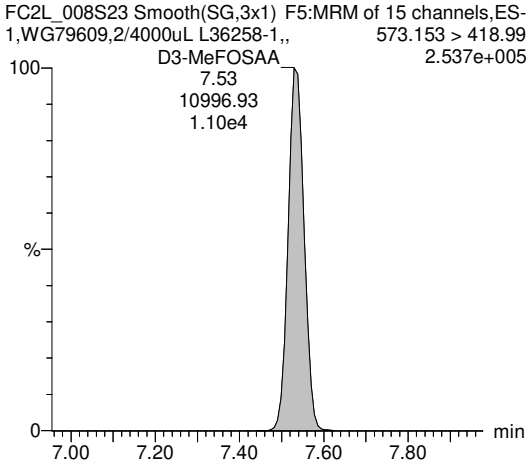

D5-EtFOSAA

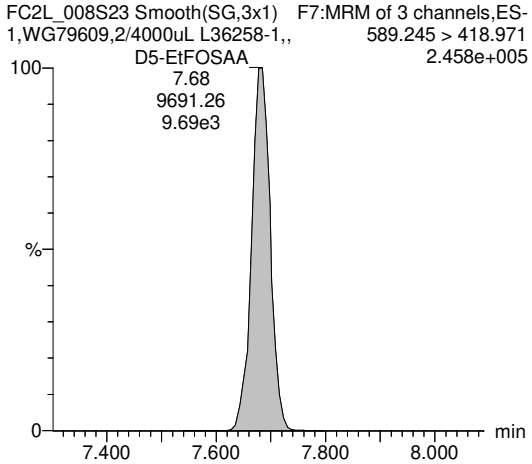

D7-N-MeFOSE

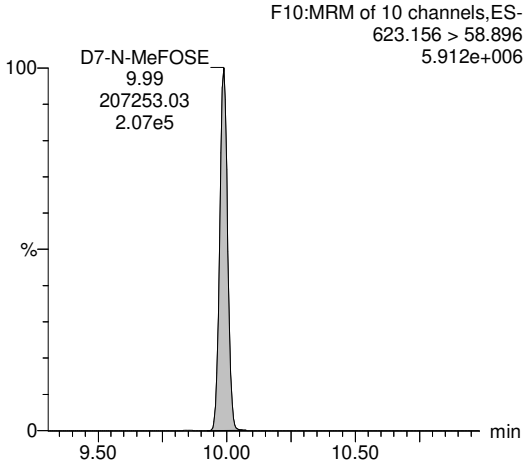

D9-N-EtFOSE

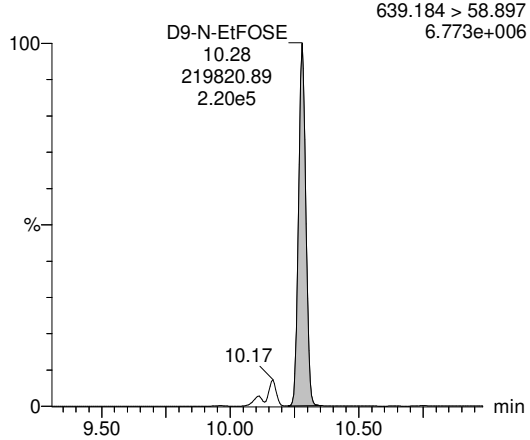

13C3-HFPO-DA

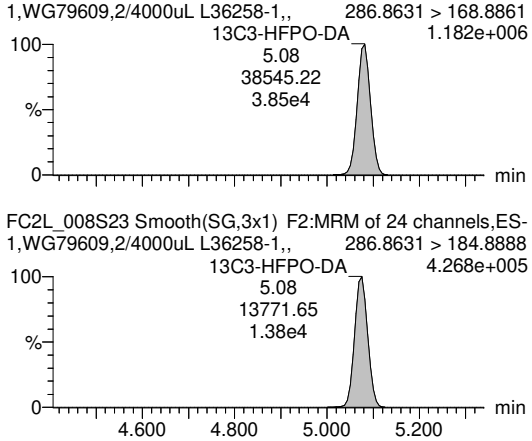

13C3-PFBA

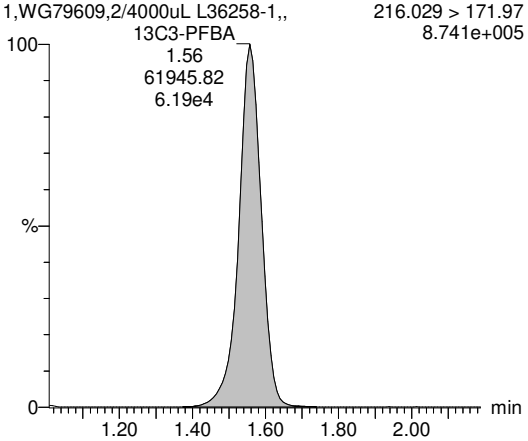

PV by TCH, SV by BRA 13-Jan-22, Conc. & LOD unit = ng for Inst QC, ng/mL for SPM, ng/L for samples

Quantify Sample Report **MassLynx MassLynx V4.1 SCN909**
SGS Axys Analytical Services, Ltd.

Dataset: G:\Masslynx\Inst_L\PFAS\quanfile\FC2L_008-b.qld

Last Altered: Tuesday, January 11, 2022 20:21:00 Pacific Standard Time
Printed: Thursday, January 13, 2022 13:33:04 Pacific Standard Time

ID: L36258-1,,, Name: FC2L_008S23, Description: 1,WG79609,2/4000uL, Date: 11-Jan-2022, Time: 02:02:15

13C2-PFHxA

FC2L_008S23 Smooth(SG,3x1) F2:MRM of 24 channels,ES-
1,WG79609,2/4000uL L36258-1,, 315.083 > 269.984
1.042e+006

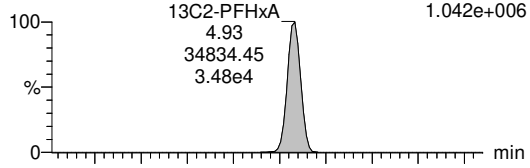

FC2L_008S23 Smooth(SG,3x1) F2:MRM of 24 channels,ES-
1,WG79609,2/4000uL L36258-1,, 315.083 > 119.359
2.982e+004

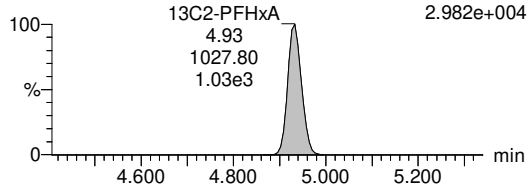

13C4-PFOA

FC2L_008S23 Smooth(SG,3x1) F3:MRM of 12 channels,ES-
1,WG79609,2/4000uL L36258-1,, 417.083 > 171.95
1.815e+005

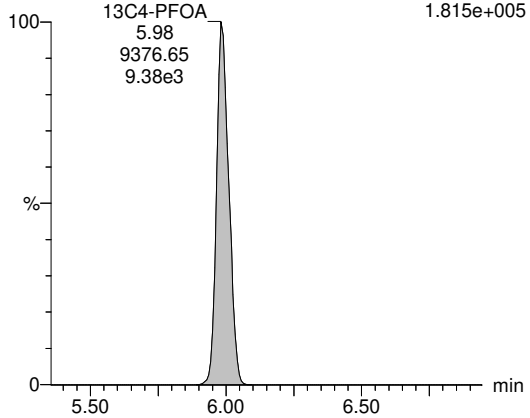

13C5-PFNA

FC2L_008S23 Smooth(SG,3x1) F4:MRM of 7 channels,ES-
1,WG79609,2/4000uL L36258-1,, 468.019 > 423.008
2.609e+005

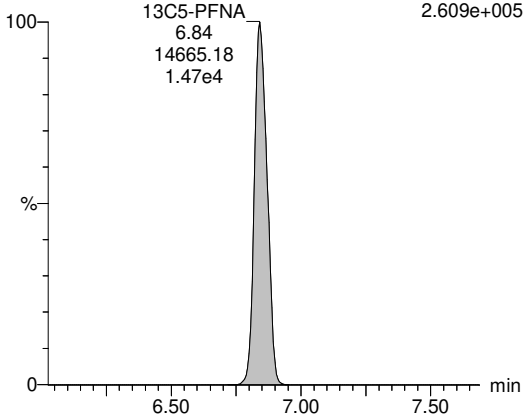

13C2-PFDA

FC2L_008S23 Smooth(SG,3x1) F5:MRM of 15 channels,ES-
1,WG79609,2/4000uL L36258-1,, 515.134 > 470.05
3.398e+005

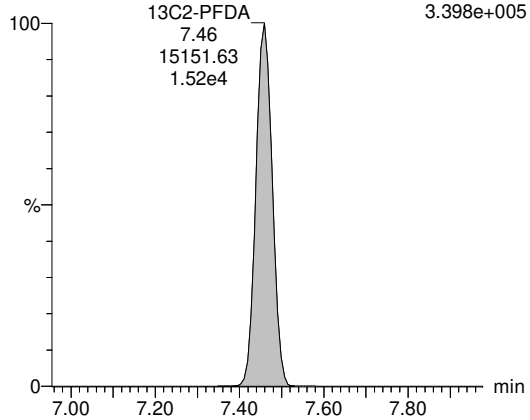

18O2-PFHxS

FC2L_008S23 Smooth(SG,3x1) F3:MRM of 12 channels,ES-
1,WG79609,2/4000uL L36258-1,, 402.984 > 83.895
3.004e+005

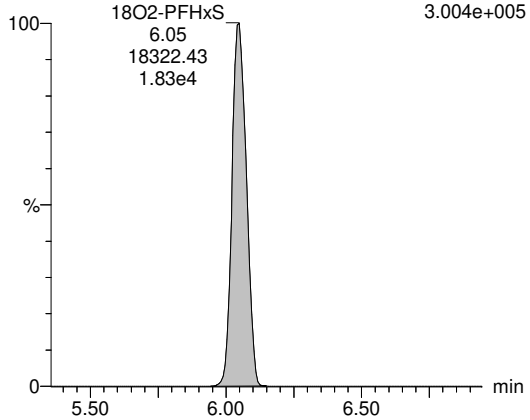

13C4-PFOS

FC2L_008S23 Smooth(SG,3x1) F5:MRM of 15 channels,ES-
1,WG79609,2/4000uL L36258-1,, 502.791 > 79.856
4.121e+005

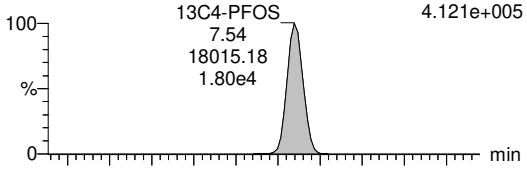

FC2L_008S23 Smooth(SG,3x1) F5:MRM of 15 channels,ES-
1,WG79609,2/4000uL L36258-1,, 502.791 > 98.864
2.044e+005

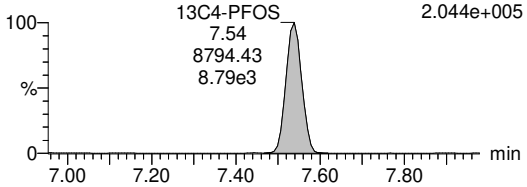

PV by TCH, SV by BRA 13-Jan-22, Conc. & LOD unit = ng for Inst QC, ng/mL for SPM, ng/L for samples

Quantify Sample Report **MassLynx MassLynx V4.1 SCN909**
SGS Axys Analytical Services, Ltd.

Dataset: G:\Masslynx\Inst_L\PFAS\quanfile\FC2L_008-b.qld

Last Altered: Tuesday, January 11, 2022 20:21:00 Pacific Standard Time
Printed: Thursday, January 13, 2022 13:33:04 Pacific Standard Time

ID: L36258-1,,, Name: FC2L_008S23, Description: 1,WG79609,2/4000uL, Date: 11-Jan-2022, Time: 02:02:15

13C2-D4-6:2 FTS

FC2L_008S23 Smooth(SG,3x1) F12:MRM of 6 channels,ES-
1,WG79609,2/4000uL L36258-1,, 432.904 > 81.901
13C2-D4-6:2 FTS 4.337e+005
5.73
20960.03
2.10e4



FC2L_008S23 Smooth(SG,3x1) F12:MRM of 6 channels,ES-
1,WG79609,2/4000uL L36258-1,, 432.904 > 411.943
13C2-D4-6:2 FTS 1.616e+005
5.73
7855.61
7.86e3

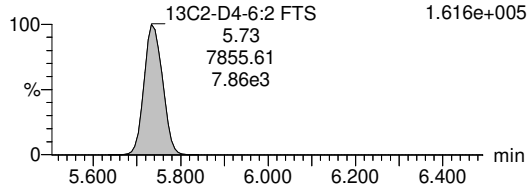

PV by TCH, SV by BRA 13-Jan-22, Conc. & LOD unit = ng for Inst QC, ng/mL for SPM, ng/L for samples

Quantify Sample Report **MassLynx MassLynx V4.1 SCN909**
SGS Axys Analytical Services, Ltd.

Dataset: G:\Masslynx\Inst_L\PFAS\quanfile\FC2L_008-b.qld

Last Altered: Tuesday, January 11, 2022 20:21:00 Pacific Standard Time
Printed: Thursday, January 13, 2022 13:33:04 Pacific Standard Time

ID: L36258-1,,, Name: FC2L_008S23, Description: 1,WG79609,2/4000uL, Date: 11-Jan-2022, Time: 02:02:15

#	IS#	Name	RT	Area	Confirm. Ion Area	IS Area	Std. Conc	Conc.	LOD	%Rec	Ratio (Pr...	Ratio	Ratio Fail(Y...	S/N	Noi...	IS Height	Samp. size	F2	Fla...
1	84	PFBA	1.55	313		135262		0.177	0.1026					5	855	1907343	0.523	1.0	MM
2	85	PFPeA				48422			0.1143						1482	1231847	0.523	1.0	
3	86	PFHxA	4.92	92	38	20748		0.080	0.0700		4.85	2.41	YES	4	806	622515	0.523	1.0	MM
4	87	PFHpA	5.39	96	16	28261		0.059	0.0439		2.16	6.03	YES	5	631	752034	0.523	1.0	MM
5	88	PFOA-I				28057			0.1316		1.96				1680	500916	0.523	1.0	
6	88	PFOA-II				28057			0.1316		0.00				1680	500916	0.523	1.0	
7	88	PFOA-III				28057			0.1316		0.00				1680	500916	0.523	1.0	
8	88	PFOA-IV				28057			0.1316		0.00				1680	500916	0.523	1.0	
9		PFOA-SUM		0		28057									1680	500916	0.523	1.0	
10	88	PFOA				28057			0.1316		1.96				1680	500916	0.523	1.0	
11	89	PFNA-I				14713			0.0939		2.85				866	258587	0.523	1.0	
12	89	PFNA-II				14713			0.0939		0.00				866	258587	0.523	1.0	
13	89	PFNA-III				14713			0.0939		0.00				866	258587	0.523	1.0	
14		PFNA-SUM		0		14713									866	258587	0.523	1.0	
15	89	PFNA				14713			0.0939		2.85				866	258587	0.523	1.0	
16	90	PFDA	7.47	81	12	13989		0.066	0.0573		3.07	6.94	YES	5	527	315541	0.523	1.0	MM
17	91	PFUnA	7.82	51	7	15147		0.042	0.0476		4.31	7.25	YES	4	514	405732	0.523	1.0	MM
18	92	PFDoA	8.08	86	5	12073		0.063	0.0504		7.42	16.55	YES	2	609	322757	0.523	1.0	MM
19	M...	PFTrDA				10504			0.1174		3.08				841	253083	0.523	1.0	
20	93	PFTeDA				8936			0.1765		2.82				842	183409	0.523	1.0	
21	94	PFBS	4.85	10	3	19674		0.009	0.0114		2.59	3.87	NO	3	124	540359	0.523	1.0	MM
22	95	PFPeS	5.35	0	4	17865		0.000	0.0019		2.24	0.08	YES	2	10	303260	0.523	1.0	dd
23	95	PFHxS-I	6.05	82	46	17865		0.075	0.0039		2.37	1.80	NO	55	24	303260	0.523	1.0	MM
24	95	PFHxS-II				17865			0.0039		3.26				24	303260	0.523	1.0	
25	95	PFHxS-III				17865			0.0039		2.72				24	303260	0.523	1.0	
26		PFHxS-SUM		82		17865		0.075	0.0039						24	303260	0.523	1.0	
27	95	PFHxS	6.05	82	30	17865		0.074	0.0039		2.40	2.73	NO	54	24	303260	0.523	1.0	bb
28	96	PFHpS	6.94	0	7	16706		0.000	0.0020		2.12	0.06	YES	1	14	378016	0.523	1.0	MM
29	96	PFOS-I	7.56	2	18	16706		0.002	0.0017		2.42	0.13	YES	3	14	378016	0.523	1.0	MM
30	96	PFOS-II				16706			0.0017		2.75				14	378016	0.523	1.0	
31	96	PFOS-III				16706			0.0017		8.19				14	378016	0.523	1.0	
32	96	PFOS-IV				16706			0.0017		2.14				14	378016	0.523	1.0	
33		PFOS-SUM		2		16706		0.002	0.0017						14	378016	0.523	1.0	
34	96	PFOS				16706			0.0017		2.54				14	378016	0.523	1.0	
35	96	PFNS	7.89	0	13	16706		0.000	0.0011		2.36	0.02	YES	1	8	378016	0.523	1.0	MM

PV by TCH, SV by BRA 13-Jan-22, Conc. & LOD unit = ng for Inst QC, ng/mL for SPM, ng/L for samples

Quantify Sample Report **MassLynx MassLynx V4.1 SCN909**
SGS Axys Analytical Services, Ltd.

Dataset: G:\Masslynx\Inst_L\PFAS\quanfile\FC2L_008-b.qld

Last Altered: Tuesday, January 11, 2022 20:21:00 Pacific Standard Time
Printed: Thursday, January 13, 2022 13:33:04 Pacific Standard Time

ID: L36258-1,,, Name: FC2L_008S23, Description: 1,WG79609,2/4000uL, Date: 11-Jan-2022, Time: 02:02:15

#	IS#	Name	RT	Area	Confirm. Ion Area	IS Area	Std. Conc	Conc.	LOD	%Rec	Ratio (Pr...	Ratio	Ratio Fail(Y...	S/N	Noi...	IS Height	Samp. size	F2	Fla...
36	96	PFDS	8.16	2	1	16706		0.002	0.0011		2.36	1.27	NO	6	8	378016	0.523	1.0	MM
37	96	PFDoS				16706			0.0018		2.24				11	378016	0.523	1.0	
38	97	4:2 FTS	4.81	3	9	24088		0.009	0.0054		0.43	0.29	NO	4	16	710721	0.523	1.0	MM
39	98	6:2 FTS	5.75	2	38	17248		0.008	0.0137		0.44	0.05	YES	3	22	357283	0.523	1.0	MM
40	99	8:2 FTS	7.29	5	5	24089		0.031	0.0096		0.57	1.00	YES	15	12	519059	0.523	1.0	bd
41	100	PFOSA-I	8.73	74		30288		0.047	0.0056					26	56	580424	0.523	1.0	MM
42	100	PFOSA-II	8.54	15		30288		0.010	0.0056					3	56	580424	0.523	1.0	MM
43		PFOSA-SUM		89		30288		0.057	0.0111						56	580424	0.523	1.0	
44	100	PFOSA	8.73	74		30288		0.047	0.0056					25	56	580424	0.523	1.0	bb
45	101	N-MeFOSA-I				2565			0.0101		0.55				15	74466	0.523	1.0	
46	101	N-MeFOSA-II	9.99	7	7	2565		0.044	0.0101		1.14	0.90	NO	9	15	74466	0.523	1.0	MM
47		N-MeFOSA-SUM		7		2565		0.044	0.0101						15	74466	0.523	1.0	
48	101	N-MeFOSA				2565			0.0101		0.53				15	74466	0.523	1.0	
49	102	N-EtFOSA-I				2755			0.0048		0.55				9	89750	0.523	1.0	
50	102	N-EtFOSA-II	10.29	6	16	2755		0.034	0.0048		1.28	0.36	YES	12	9	89750	0.523	1.0	MM
51		N-EtFOSA-SUM		6		2755		0.034	0.0048						9	89750	0.523	1.0	
52	102	N-EtFOSA	10.51	4	6	2755		0.020	0.0048		0.53	0.56	NO	15	9	89750	0.523	1.0	bb
53	103	MeFOSAA-I				10997			0.0087		2.01				16	253570	0.523	1.0	
54	103	MeFOSAA-II				10997			0.0087		1.84				16	253570	0.523	1.0	
55	103	MeFOSAA-III				10997			0.0087		0.29				16	253570	0.523	1.0	
56		MeFOSAA-SUM		0		10997									16	253570	0.523	1.0	
57	103	MeFOSAA				10997			0.0087		1.87				16	253570	0.523	1.0	
58	104	EtFOSAA-I				9691			0.0082		1.24				13	245817	0.523	1.0	
59	104	EtFOSAA-II				9691			0.0082		0.34				13	245817	0.523	1.0	
60	104	EtFOSAA-III				9691			0.0082		0.63				13	245817	0.523	1.0	
61		EtFOSAA-SUM		0		9691									13	245817	0.523	1.0	
62	104	EtFOSAA				9691			0.0082		1.09				13	245817	0.523	1.0	
63	105	N-MeFOSE-I	10.02	82		207253		0.069	0.0575					3	652	5907321	0.523	1.0	MM
64	105	N-MeFOSE-II				207253			0.0575						652	5907321	0.523	1.0	
65	105	N-MeFOSE-III				207253			0.0575						652	5907321	0.523	1.0	
66		N-MeFOSE-SUM		82		207253		0.069	0.0575						652	5907321	0.523	1.0	
67	105	N-MeFOSE				207253			0.0575						652	5907321	0.523	1.0	
68	106	N-EtFOSE-I	10.30	184		219821		0.134	0.0270					14	378	6765832	0.523	1.0	MM
69	106	N-EtFOSE-II				219821			0.0270						378	6765832	0.523	1.0	
70	106	N-EtFOSE-III	10.13	22		219821		0.016	0.0270					2	378	6765832	0.523	1.0	MM

PV by TCH, SV by BRA 13-Jan-22, Conc. & LOD unit = ng for Inst QC, ng/mL for SPM, ng/L for samples

Quantify Sample Report **MassLynx MassLynx V4.1 SCN909**
SGS Axys Analytical Services, Ltd.

Dataset: G:\Masslynx\Inst_L\PFAS\quanfile\FC2L_008-b.qld

Last Altered: Tuesday, January 11, 2022 20:21:00 Pacific Standard Time
Printed: Thursday, January 13, 2022 13:33:04 Pacific Standard Time

ID: L36258-1,,, Name: FC2L_008S23, Description: 1,WG79609,2/4000uL, Date: 11-Jan-2022, Time: 02:02:15

#	IS#	Name	RT	Area	Confirm. Ion Area	IS Area	Std. Conc	Conc.	LOD	%Rec	Ratio (Pr...	Ratio	Ratio Fail(Y...	S/N	Noi...	IS Height	Samp. size	F2	Fla...
71		N-EtFOSE-SUM		205		219821		0.150	0.0539						378	6765832	0.523	1.0	
72	106	N-EtFOSE	10.30	167		219821		0.122	0.0270					14	378	6765832	0.523	1.0	bb
73	107	HFPO-DA	5.08	4	9	38545		0.008	0.0031		2.87	0.47	YES	9	18	1181384	0.523	1.0	MM
74	107	ADONA	5.56	5	3	38545		0.002	0.0011		1.08	1.95	YES	3	39	1181384	0.523	1.0	MM
75	107	9Cl-PF3ONS				38545			0.0078		3.20				80	1181384	0.523	1.0	
76	107	11Cl-PF3OUdS				38545			0.0047		3.13				26	1181384	0.523	1.0	
77	85	3:3 FTCA				48422			0.0362		1.75				32	1231847	0.523	1.0	
78	86	5:3 FTCA				20748			0.0595		1.20				111	622515	0.523	1.0	
79	86	7:3 FTCA				20748			0.3348		0.71				365	622515	0.523	1.0	
80	86	PFEESA	5.09	3	15	20748		0.001	0.0003		9.28	0.19	YES	8	10	622515	0.523	1.0	MM
81	85	PFMPA	2.53	14		48422		0.006	0.0207					2	405	1231847	0.523	1.0	MM
82	85	PFMBA	4.58	1		48422		0.000	0.0026					1	67	1231847	0.523	1.0	MM
83	86	NFDHA	4.89	1	13	20748		0.015	0.0301		0.94	0.05	YES	2	14	622515	0.523	1.0	MM
84	108	13C4-PFBA	1.56	135262		61946	40.000	73.173	0.0074	95.6				298...	64	873275	0.523	1.0	MM
85	109	13C5-PFPeA	4.26	48422		34834	20.000	32.358	0.1529	84.6				540	2281	1042021	0.523	1.0	db
86	109	13C5-PFHxA	4.93	20748	921	34834	10.000	16.297	0.0010	85.2	23.32	22.53	NO	515...	12	1042021	0.523	1.0	bb
87	110	13C4-PFHpA	5.37	28261		9377	10.000	17.391	0.0017	90.9				419...	18	181515	0.523	1.0	bb
88	110	13C8-PFOA	5.99	28057		9377	10.000	15.361	0.0014	80.3				301...	17	181515	0.523	1.0	bb
89	111	13C9-PFNA	6.84	14713		14665	5.000	8.367	0.0041	87.5				6066	43	260829	0.523	1.0	bb
90	112	13C6-PFDA	7.45	13989		15152	5.000	8.778	0.0024	91.7				110...	28	339734	0.523	1.0	bb
91	112	13C7-PFUnA	7.81	15147		15152	5.000	8.758	0.0019	91.5				162...	25	339734	0.523	1.0	bb
92	112	13C2-PFDoA	8.07	12073		15152	5.000	8.110	0.0013	84.8				229...	14	339734	0.523	1.0	bb
93	112	13C2-PFTeDA	8.65	8936		15152	5.000	6.843	0.0038	71.5				4899	37	339734	0.523	1.0	bb
94	113	13C3-PFBS	4.86	19674	6629	18322	10.030	16.524	0.0028	86.1	2.73	2.97	NO	301...	18	300337	0.523	1.0	bb
95	113	13C3-PFHxS	6.04	17865	8035	18322	10.015	16.448	0.0035	85.8	2.38	2.22	NO	146...	21	300337	0.523	1.0	bb
96	114	13C8-PFOS	7.54	16706	8037	18015	10.062	19.539	0.0029	101.5	2.33	2.08	NO	196...	19	411861	0.523	1.0	bb
97	115	13C2-4:2 FTS	4.82	24088	12139	20960	20.168	40.174	0.0048	104.1	1.62	1.98	NO	358...	20	433560	0.523	1.0	bb
98	115	13C2-6:2 FTS	5.74	17248	8141	20960	19.998	34.667	0.0493	90.6	1.88	2.12	NO	2113	169	433560	0.523	1.0	bb
99	115	13C2-8:2 FTS	7.27	24089	7418	20960	20.040	30.601	0.0099	79.8	3.76	3.25	NO	9664	54	433560	0.523	1.0	bb
1...	114	13C8-PFOSA	8.72	30288		18015	10.000	17.704	0.0068	92.5				6507	89	411861	0.523	1.0	bb
1...	114	D3-N-MeFOSA	10.12	2565		18015	10.000	9.790	0.0332	51.2				1123	66	411861	0.523	1.0	dd
1...	114	D5-N-EtFOSA	10.40	2755		18015	10.000	10.490	0.0109	54.8				4110	22	411861	0.523	1.0	bb
1...	115	D3-MeFOSAA	7.53	10997		20960	20.000	21.023	0.0174	54.9				4042	63	433560	0.523	1.0	bb
1...	115	D5-EtFOSAA	7.68	9691		20960	20.000	22.570	0.0085	59.0				9799	25	433560	0.523	1.0	bd
1...	114	D7-N-MeFOSE	9.99	207253		18015	100.000	118.926	0.0276	62.2				161...	366	411861	0.523	1.0	bb

PV by TCH, SV by BRA 13-Jan-22, Conc. & LOD unit = ng for Inst QC, ng/mL for SPM, ng/L for samples

Quantify Sample Report **MassLynx MassLynx V4.1 SCN909**
SGS Axys Analytical Services, Ltd.

Dataset: G:\Masslynx\Inst_L\PFAS\quanfile\FC2L_008-b.qld

Last Altered: Tuesday, January 11, 2022 20:21:00 Pacific Standard Time
Printed: Thursday, January 13, 2022 13:33:04 Pacific Standard Time

ID: L36258-1,,, Name: FC2L_008S23, Description: 1,WG79609,2/4000uL, Date: 11-Jan-2022, Time: 02:02:15

#	IS#	Name	RT	Area	Confirm. Ion Area	IS Area	Std. Conc	Conc.	LOD	%Rec	Ratio (Pr...	Ratio	Ratio Fail(Y...	S/N	Noi...	IS Height	Samp. size	F2	Fla...
1...	114	D9-N-EtFOSE	10.28	219821		18015	100.000	97.515	0.0336	51.0				117...	577	411861	0.523	1.0	bb
1...	109	13C3-HFPO-DA	5.08	38545	13772	34834	40.000	64.893	0.0091	84.8	2.64	2.80	NO	218...	54	1042021	0.523	1.0	bb
1...		13C3-PFBA	1.56	61946			20.000	24.078	0.0101	62.9				7175	122		0.523	1.0	bb
1...		13C2-PFHxA	4.93	34834	1028		10.000	12.198	0.0003	63.7	35.50	33.89	NO	112...	9		0.523	1.0	bb
110		13C4-PFOA	5.98	9377			10.000	13.665	0.0030	71.4				135...	13		0.523	1.0	bb
111		13C5-PFNA	6.84	14665			5.000	6.066	0.0047	63.4				3874	67		0.523	1.0	bb
112		13C2-PFDA	7.46	15152			5.000	5.616	0.0055	58.7				3085	110		0.523	1.0	bd
113		18O2-PFHxS	6.05	18322			10.050	12.330	0.0018	64.1				210...	14		0.523	1.0	bb
114		13C4-PFOS	7.54	18015	8794		10.150	11.165	0.0050	57.5	2.17	2.05	NO	6649	62		0.523	1.0	bb
115		13C2-D4-6:2 F...	5.73	20960	7856		20.000	62.544	0.0054	163.4	2.50	2.67	NO	347...	12		0.523	1.0	bb

PV by TCH, SV by BRA 13-Jan-22, Conc. & LOD unit = ng for Inst QC, ng/mL for SPM, ng/L for samples

Quantify Sample Report **MassLynx MassLynx V4.1 SCN909**
SGS Axys Analytical Services, Ltd.

Dataset: G:\Masslynx\Inst_L\PFAS\quanfile\FC2L_009-b.qld

Last Altered: Wednesday, January 12, 2022 10:02:34 Pacific Standard Time
Printed: Friday, January 14, 2022 10:10:28 Pacific Standard Time

Method: G:\Masslynx\Master Methods\MassLynx SCN 909\UPLC\FC_110_UPLC_15DoD.mdb 10 Jun 2021 10:20:13
Calibration: G:\Masslynx\Inst_L\PFAS\curve\FC1L_080-A6.cdb 09 Jun 2021 14:38:41

ID: L36258-1,i,, Name: FC2L_009S22, Description: 1,WG79609,2/4000uL, Date: 11-Jan-2022, Time: 16:55:59

PFBA

FC2L_009S22 Smooth(SG,3x1) F1:MRM of 3 channels,ES-
1,WG79609,2/4000uL L36258-1,i, 212.763 > 168.903
3.192e+004

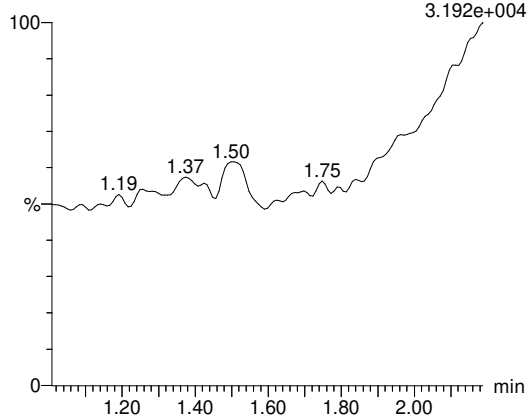

PFPeA

FC2L_009S22 Smooth(SG,3x1) F14:MRM of 8 channels,ES-
1,WG79609,2/4000uL L36258-1,i, 262.951 > 218.996
1.691e+005

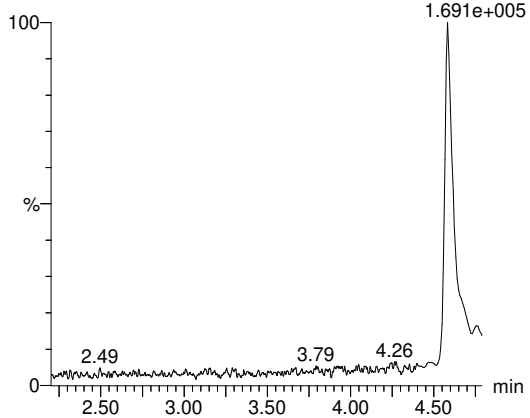

PFHxA

FC2L_009S22 Smooth(SG,3x1) F2:MRM of 24 channels,ES-
1,WG79609,2/4000uL L36258-1,i, 313.012 > 269.017
4.768e+003

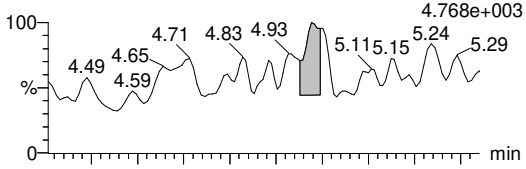

FC2L_009S22 Smooth(SG,3x1) F2:MRM of 24 channels,ES-
1,WG79609,2/4000uL L36258-1,i, 313.012 > 118.918
PFHxA 1.093e+003

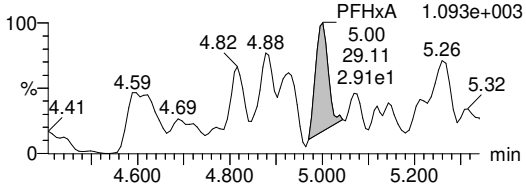

PFHpA

FC2L_009S22 Smooth(SG,3x1) F13:MRM of 7 channels,ES-
1,WG79609,2/4000uL L36258-1,i, 363.073 > 319.025
3.768e+003

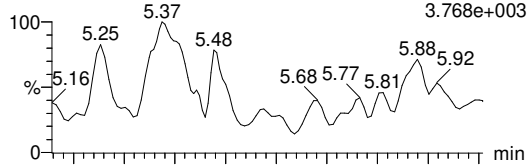

FC2L_009S22 Smooth(SG,3x1) F13:MRM of 7 channels,ES-
1,WG79609,2/4000uL L36258-1,i, 363.073 > 168.962
1.120e+003

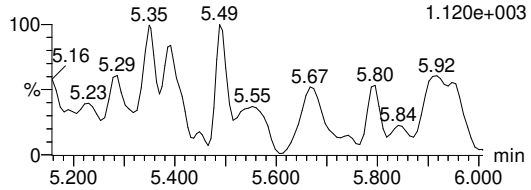

PFOA-I

FC2L_009S22 Smooth(SG,3x1) F3:MRM of 12 channels,ES-
1,WG79609,2/4000uL L36258-1,i, 413.006 > 369.03
2.160e+004

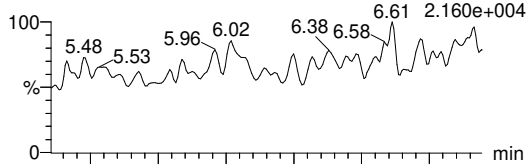

FC2L_009S22 Smooth(SG,3x1) F3:MRM of 12 channels,ES-
1,WG79609,2/4000uL L36258-1,i, 413.006 > 168.963
1.363e+003

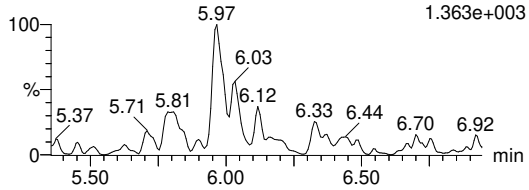

PFOA-II

FC2L_009S22 Smooth(SG,3x1) F3:MRM of 12 channels,ES-
1,WG79609,2/4000uL L36258-1,i, 413.006 > 369.03
2.160e+004

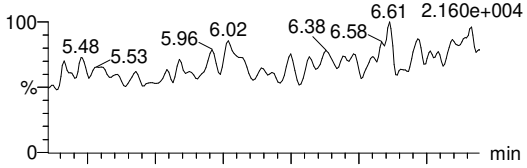

FC2L_009S22 Smooth(SG,3x1) F3:MRM of 12 channels,ES-
1,WG79609,2/4000uL L36258-1,i, 413.006 > 168.963
1.363e+003

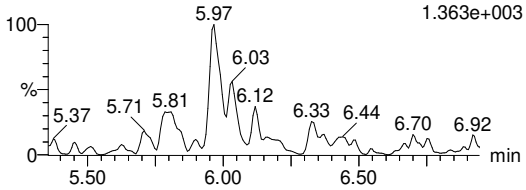

PV by TCH, SV by BRA 14-Jan-22, Conc. & LOD unit = ng for Inst QC, ng/mL for SPM, ng/L for samples

Quantify Sample Report **MassLynx MassLynx V4.1 SCN909**
SGS Axys Analytical Services, Ltd.

Dataset: G:\Masslynx\Inst_L\PFAS\quanfile\FC2L_009-b.qld

Last Altered: Wednesday, January 12, 2022 10:02:34 Pacific Standard Time
Printed: Friday, January 14, 2022 10:10:28 Pacific Standard Time

ID: L36258-1,i,, Name: FC2L_009S22, Description: 1,WG79609,2/4000uL, Date: 11-Jan-2022, Time: 16:55:59

PFOA-III

FC2L_009S22 Smooth(SG,3x1) F3:MRM of 12 channels,ES-
1,WG79609,2/4000uL L36258-1,i, 413.006 > 369.03
2.160e+004

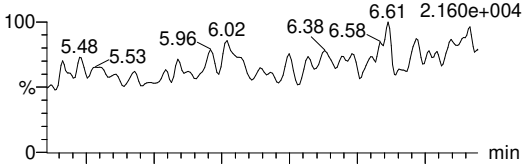

FC2L_009S22 Smooth(SG,3x1) F3:MRM of 12 channels,ES-
1,WG79609,2/4000uL L36258-1,i, 413.006 > 168.963
1.363e+003

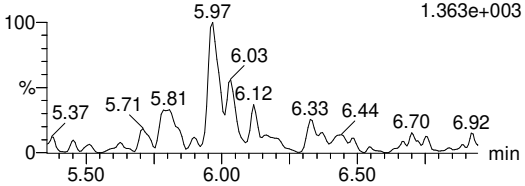

PFOA-IV

FC2L_009S22 Smooth(SG,3x1) F3:MRM of 12 channels,ES-
1,WG79609,2/4000uL L36258-1,i, 413.006 > 369.03
2.160e+004

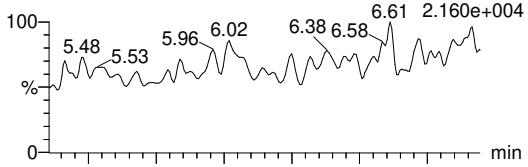

FC2L_009S22 Smooth(SG,3x1) F3:MRM of 12 channels,ES-
1,WG79609,2/4000uL L36258-1,i, 413.006 > 168.963
1.363e+003

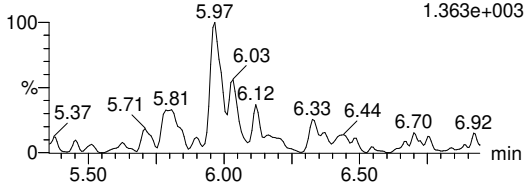

PFOA-SUM

FC2L_009S22 Smooth(SG,3x1) F3:MRM of 12 channels,ES-
1,WG79609,2/4000uL L36258-1,i, 413.006 > 369.03
2.160e+004

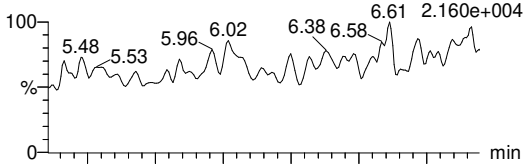

FC2L_009S22 Smooth(SG,3x1) F3:MRM of 12 channels,ES-
1,WG79609,2/4000uL L36258-1,i, 413.006 > 168.963
1.363e+003

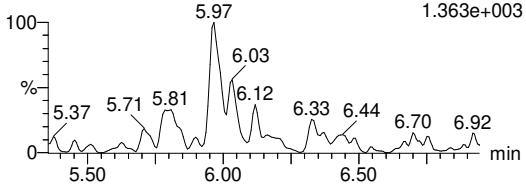

PFOA

FC2L_009S22 Smooth(SG,3x1) F3:MRM of 12 channels,ES-
1,WG79609,2/4000uL L36258-1,i, 413.006 > 369.03
2.160e+004

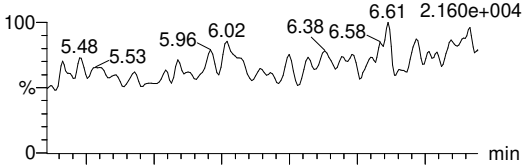

FC2L_009S22 Smooth(SG,3x1) F3:MRM of 12 channels,ES-
1,WG79609,2/4000uL L36258-1,i, 413.006 > 168.963
1.363e+003

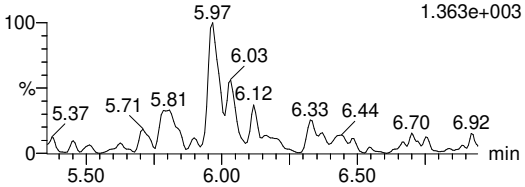

PFNA-I

FC2L_009S22 Smooth(SG,3x1) F4:MRM of 7 channels,ES-
1,WG79609,2/4000uL L36258-1,i, 463.002 > 418.97
5.076e+003

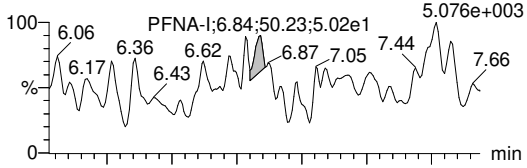

FC2L_009S22 Smooth(SG,3x1) F4:MRM of 7 channels,ES-
1,WG79609,2/4000uL L36258-1,i, 463.002 > 218.968
2.007e+003

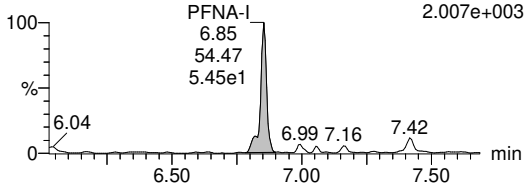

PFNA-II

FC2L_009S22 Smooth(SG,3x1) F4:MRM of 7 channels,ES-
1,WG79609,2/4000uL L36258-1,i, 463.002 > 418.97
5.076e+003

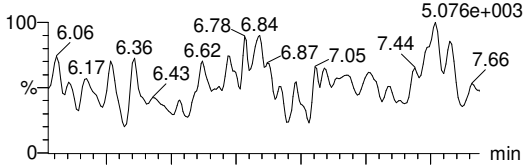

FC2L_009S22 Smooth(SG,3x1) F4:MRM of 7 channels,ES-
1,WG79609,2/4000uL L36258-1,i, 463.002 > 218.968
2.007e+003

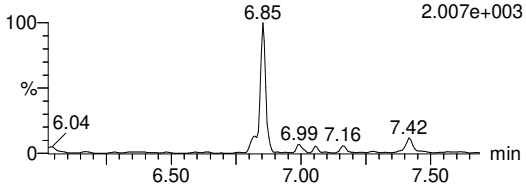

PV by TCH, SV by BRA 14-Jan-22, Conc. & LOD unit = ng for Inst QC, ng/mL for SPM, ng/L for samples

Quantify Sample Report **MassLynx MassLynx V4.1 SCN909**
SGS Axys Analytical Services, Ltd.

Dataset: G:\Masslynx\Inst_L\PFAS\quanfile\FC2L_009-b.qld

Last Altered: Wednesday, January 12, 2022 10:02:34 Pacific Standard Time
Printed: Friday, January 14, 2022 10:10:28 Pacific Standard Time

ID: L36258-1,i,, Name: FC2L_009S22, Description: 1,WG79609,2/4000uL, Date: 11-Jan-2022, Time: 16:55:59

PFNA-III

FC2L_009S22 Smooth(SG,3x1) F4:MRM of 7 channels,ES-
1,WG79609,2/4000uL L36258-1,i, 463.002 > 418.97
5.076e+003

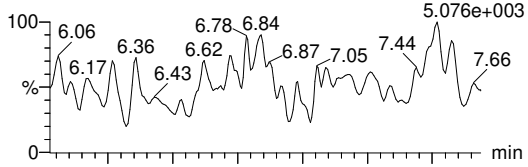

FC2L_009S22 Smooth(SG,3x1) F4:MRM of 7 channels,ES-
1,WG79609,2/4000uL L36258-1,i, 463.002 > 218.968
2.007e+003

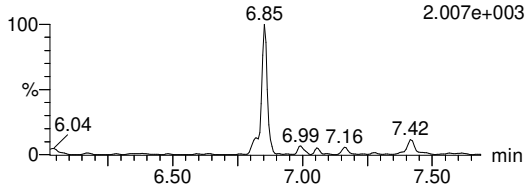

PFNA-SUM

FC2L_009S22 Smooth(SG,3x1) F4:MRM of 7 channels,ES-
1,WG79609,2/4000uL L36258-1,i, 463.002 > 418.97
5.076e+003

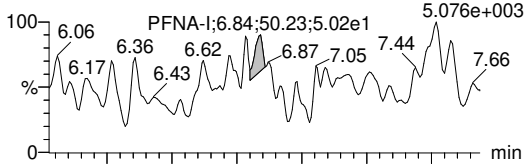

FC2L_009S22 Smooth(SG,3x1) F4:MRM of 7 channels,ES-
1,WG79609,2/4000uL L36258-1,i, 463.002 > 218.968
2.007e+003

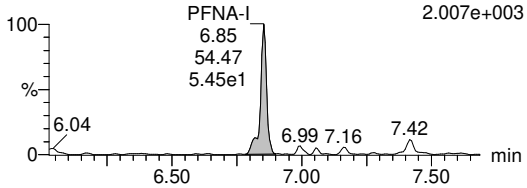

PFNA

FC2L_009S22 Smooth(SG,3x1) F4:MRM of 7 channels,ES-
1,WG79609,2/4000uL L36258-1,i, 463.002 > 418.97
5.076e+003

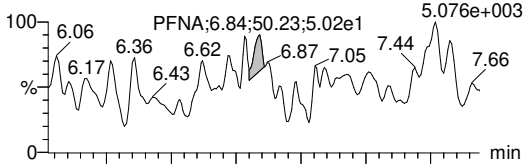

FC2L_009S22 Smooth(SG,3x1) F4:MRM of 7 channels,ES-
1,WG79609,2/4000uL L36258-1,i, 463.002 > 218.968
2.007e+003

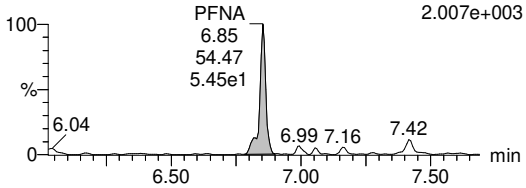

PFDA

FC2L_009S22 Smooth(SG,3x1) F5:MRM of 15 channels,ES-
1,WG79609,2/4000uL L36258-1,i, 512.935 > 469.021
4.696e+003

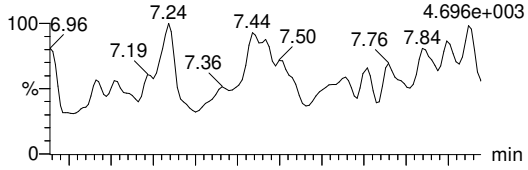

FC2L_009S22 Smooth(SG,3x1) F5:MRM of 15 channels,ES-
1,WG79609,2/4000uL L36258-1,i, 512.935 > 218.972
3.874e+002

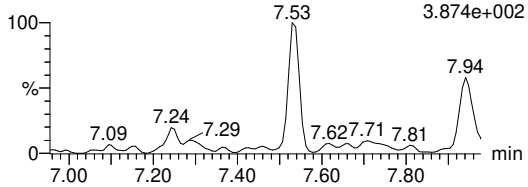

PFUnA

FC2L_009S22 Smooth(SG,3x1) F9:MRM of 5 channels,ES-
1,WG79609,2/4000uL L36258-1,i, 563.124 > 519.003
5.986e+003

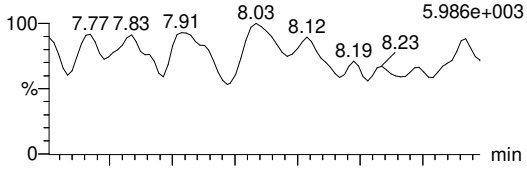

FC2L_009S22 Smooth(SG,3x1) F9:MRM of 5 channels,ES-
1,WG79609,2/4000uL L36258-1,i, 563.124 > 269.051
1.256e+002

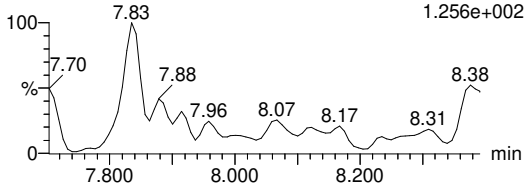

PFDoA

F11:MRM of 11 channels,ES-
613.057 > 569.045
4.247e+003

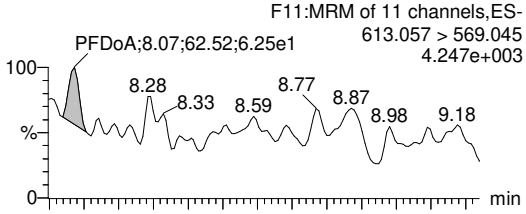

PFDoA
8.07
4.43
4.43e0

F11:MRM of 11 channels,ES-
613.057 > 318.996
1.928e+002

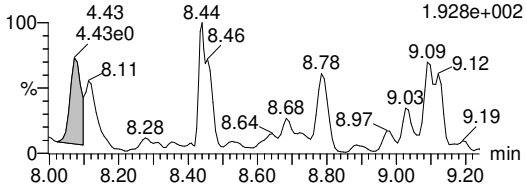

PV by TCH, SV by BRA 14-Jan-22, Conc. & LOD unit = ng for Inst QC, ng/mL for SPM, ng/L for samples

Quantify Sample Report **MassLynx MassLynx V4.1 SCN909**
SGS Axys Analytical Services, Ltd.

Dataset: G:\Masslynx\Inst_L\PFAS\quanfile\FC2L_009-b.qld

Last Altered: Wednesday, January 12, 2022 10:02:34 Pacific Standard Time
Printed: Friday, January 14, 2022 10:10:28 Pacific Standard Time

ID: L36258-1,i,, Name: FC2L_009S22, Description: 1,WG79609,2/4000uL, Date: 11-Jan-2022, Time: 16:55:59

PFTrDA

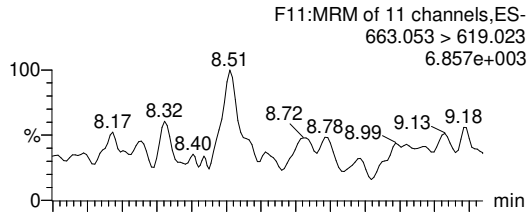

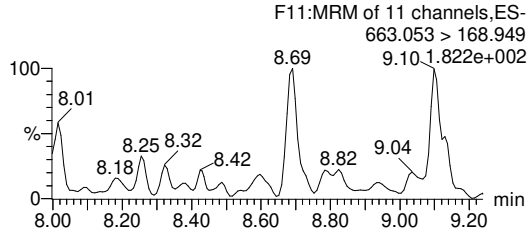

PFTeDA

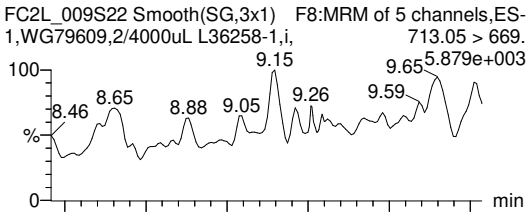

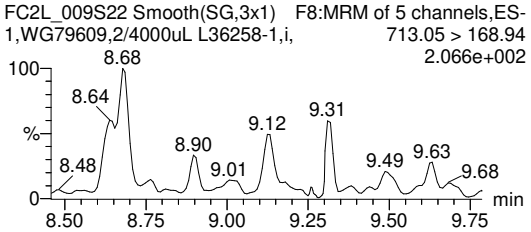

PFBS

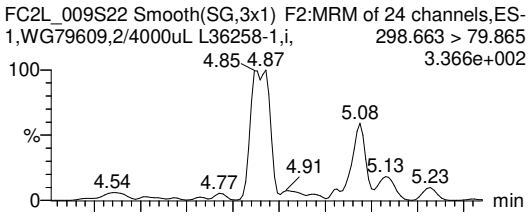

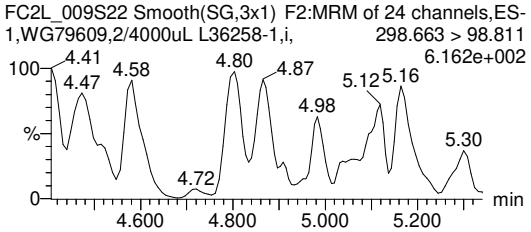

PFPeS

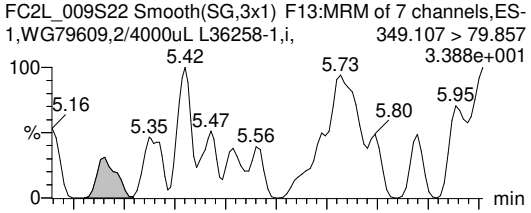

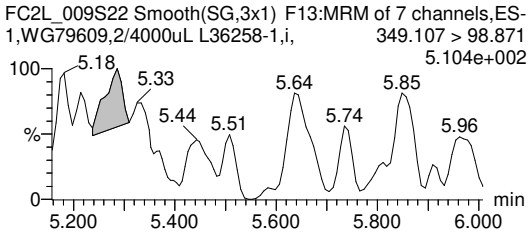

PFHxS-I

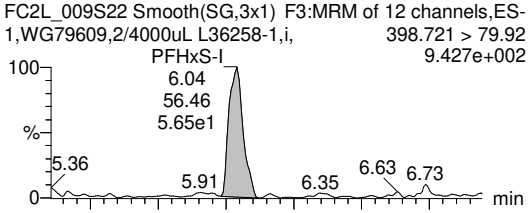

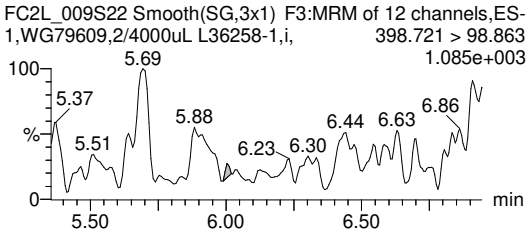

PFHxS-II

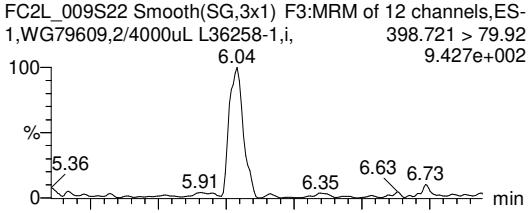

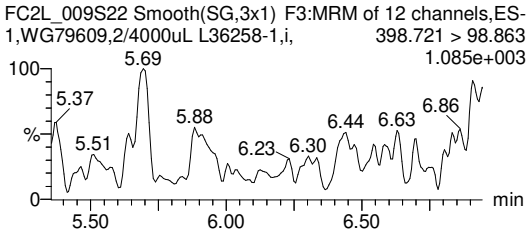

PV by TCH, SV by BRA 14-Jan-22, Conc. & LOD unit = ng for Inst QC, ng/mL for SPM, ng/L for samples

Quantify Sample Report **MassLynx MassLynx V4.1 SCN909**
SGS Axys Analytical Services, Ltd.

Dataset: G:\Masslynx\Inst_L\PFAS\quanfile\FC2L_009-b.qld

Last Altered: Wednesday, January 12, 2022 10:02:34 Pacific Standard Time
Printed: Friday, January 14, 2022 10:10:28 Pacific Standard Time

ID: L36258-1,i,, Name: FC2L_009S22, Description: 1,WG79609,2/4000uL, Date: 11-Jan-2022, Time: 16:55:59

PFHxS-III

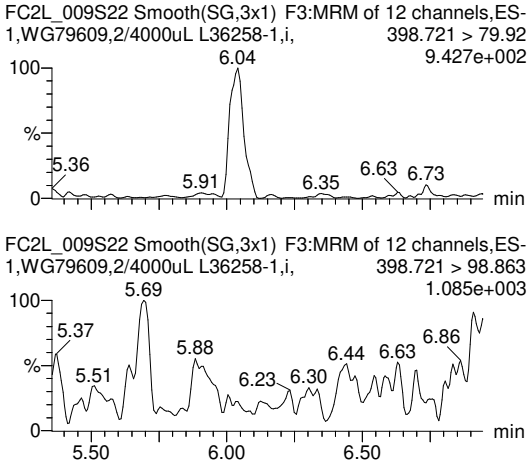

PFHxS-SUM

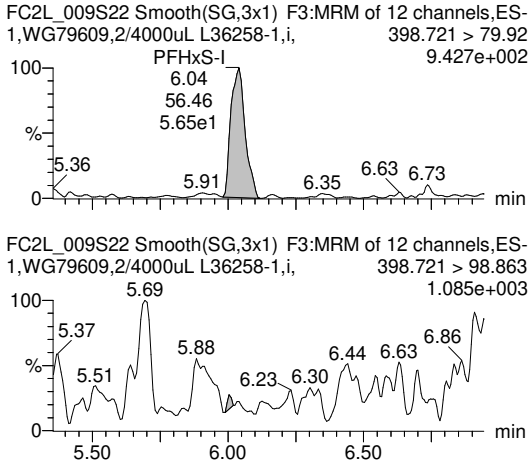

PFHxS

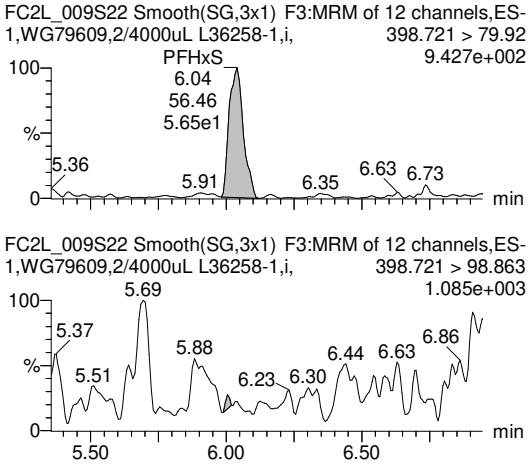

PFHpS

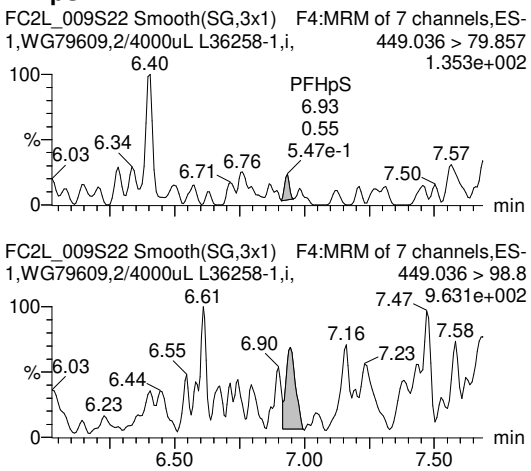

PFOS-I

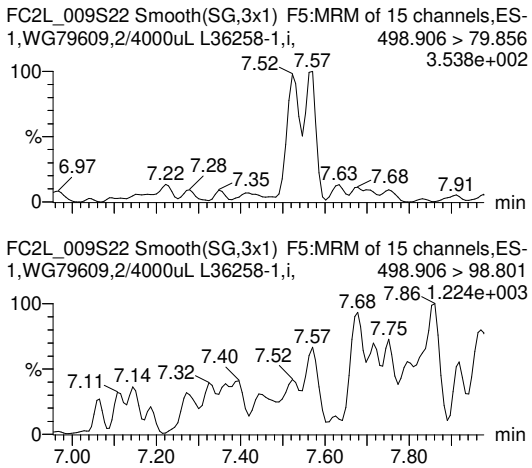

PFOS-II

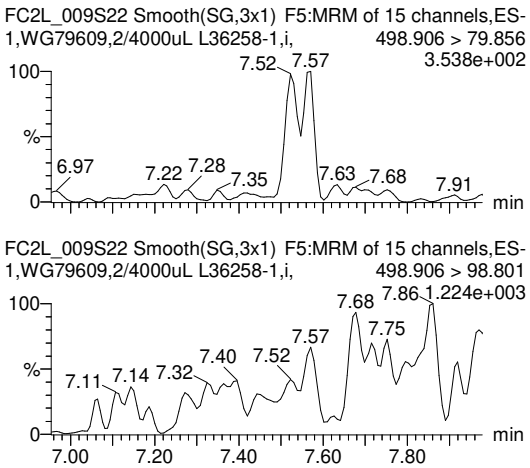

PV by TCH, SV by BRA 14-Jan-22, Conc. & LOD unit = ng for Inst QC, ng/mL for SPM, ng/L for samples

Quantify Sample Report **MassLynx MassLynx V4.1 SCN909**
SGS Axys Analytical Services, Ltd.

Dataset: G:\Masslynx\Inst_L\PFAS\quanfile\FC2L_009-b.qld

Last Altered: Wednesday, January 12, 2022 10:02:34 Pacific Standard Time
Printed: Friday, January 14, 2022 10:10:28 Pacific Standard Time

ID: L36258-1,i,, Name: FC2L_009S22, Description: 1,WG79609,2/4000uL, Date: 11-Jan-2022, Time: 16:55:59

PFOS-III

FC2L_009S22 Smooth(SG,3x1) F5:MRM of 15 channels,ES-
1,WG79609,2/4000uL L36258-1,i, 498.906 > 79.856
3.538e+002

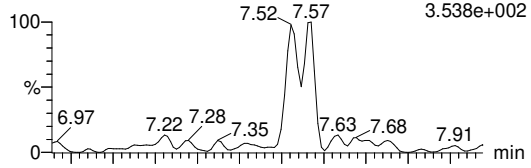

FC2L_009S22 Smooth(SG,3x1) F5:MRM of 15 channels,ES-
1,WG79609,2/4000uL L36258-1,i, 498.906 > 98.801
1.224e+003

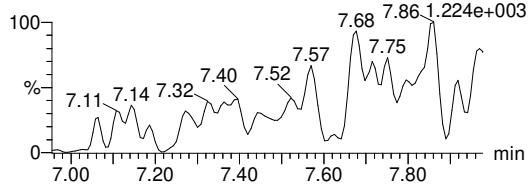

PFOS-IV

FC2L_009S22 Smooth(SG,3x1) F5:MRM of 15 channels,ES-
1,WG79609,2/4000uL L36258-1,i, 498.906 > 79.856
3.538e+002

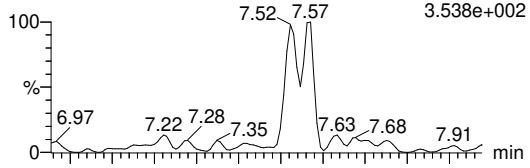

FC2L_009S22 Smooth(SG,3x1) F5:MRM of 15 channels,ES-
1,WG79609,2/4000uL L36258-1,i, 498.906 > 98.801
1.224e+003

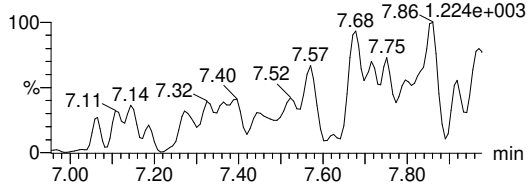

PFOS-SUM

FC2L_009S22 Smooth(SG,3x1) F5:MRM of 15 channels,ES-
1,WG79609,2/4000uL L36258-1,i, 498.906 > 79.856
3.538e+002

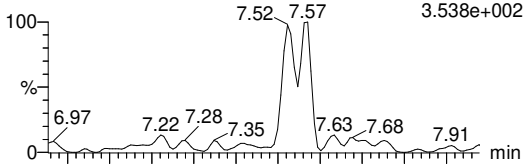

FC2L_009S22 Smooth(SG,3x1) F5:MRM of 15 channels,ES-
1,WG79609,2/4000uL L36258-1,i, 498.906 > 98.801
1.224e+003

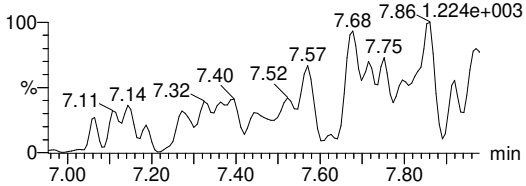

PFOS

FC2L_009S22 Smooth(SG,3x1) F5:MRM of 15 channels,ES-
1,WG79609,2/4000uL L36258-1,i, 498.906 > 79.856
3.538e+002

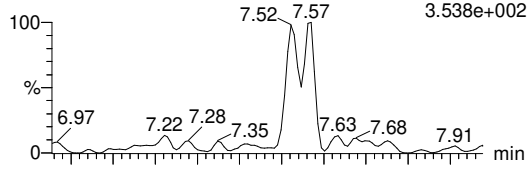

FC2L_009S22 Smooth(SG,3x1) F5:MRM of 15 channels,ES-
1,WG79609,2/4000uL L36258-1,i, 498.906 > 98.801
1.224e+003

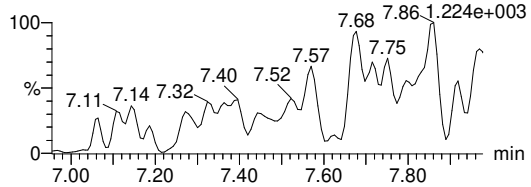

PFNS

FC2L_009S22 Smooth(SG,3x1) F9:MRM of 5 channels,ES-
1,WG79609,2/4000uL L36258-1,i, 548.775 > 79.858
1.552e+002

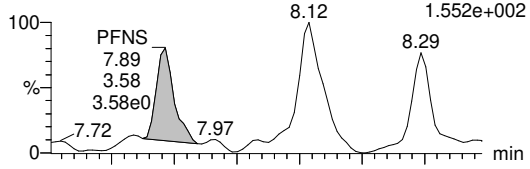

FC2L_009S22 Smooth(SG,3x1) F9:MRM of 5 channels,ES-
1,WG79609,2/4000uL L36258-1,i, 548.775 > 98.801
6.925e+002

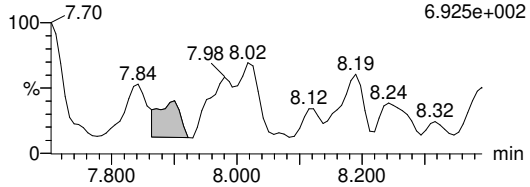

PFDS

F11:MRM of 11 channels,ES-
599.027 > 79.92
2.544e+002

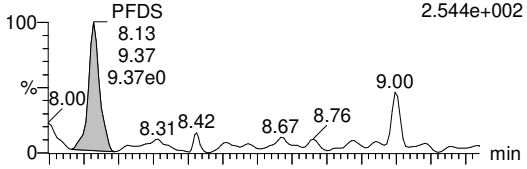

F11:MRM of 11 channels,ES-
599.027 > 98.8
5.146e+002

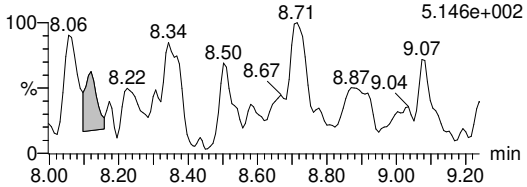

PV by TCH, SV by BRA 14-Jan-22, Conc. & LOD unit = ng for Inst QC, ng/mL for SPM, ng/L for samples

Quantify Sample Report **MassLynx MassLynx V4.1 SCN909**
SGS Axys Analytical Services, Ltd.

Dataset: G:\Masslynx\Inst_L\PFAS\quanfile\FC2L_009-b.qld

Last Altered: Wednesday, January 12, 2022 10:02:34 Pacific Standard Time
Printed: Friday, January 14, 2022 10:10:28 Pacific Standard Time

ID: L36258-1,i,, Name: FC2L_009S22, Description: 1,WG79609,2/4000uL, Date: 11-Jan-2022, Time: 16:55:59

PFDoS

FC2L_009S22 Smooth(SG,3x1) F8:MRM of 5 channels,ES-
1,WG79609,2/4000uL L36258-1,i, 699.084 > 79.856
6.434e+001

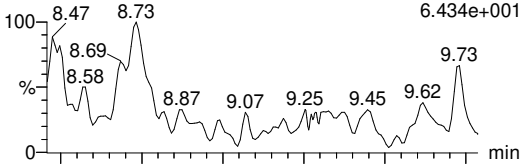

FC2L_009S22 Smooth(SG,3x1) F8:MRM of 5 channels,ES-
1,WG79609,2/4000uL L36258-1,i, 699.084 > 98.8
5.174e+002

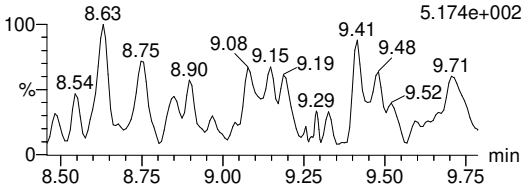

4:2 FTS

FC2L_009S22 Smooth(SG,3x1) F2:MRM of 24 channels,ES-
1,WG79609,2/4000uL L36258-1,i, 327.077 > 307.017
2.437e+002

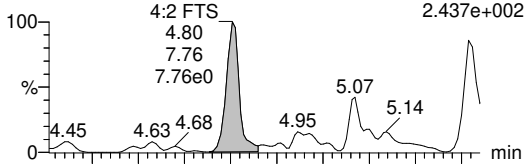

FC2L_009S22 Smooth(SG,3x1) F2:MRM of 24 channels,ES-
1,WG79609,2/4000uL L36258-1,i, 327.077 > 80.85
4.869e+003

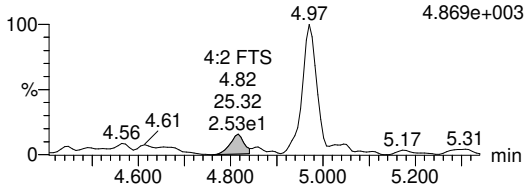

6:2 FTS

FC2L_009S22 Smooth(SG,3x1) F12:MRM of 6 channels,ES-
1,WG79609,2/4000uL L36258-1,i, 427.071 > 407.024
1.262e+002

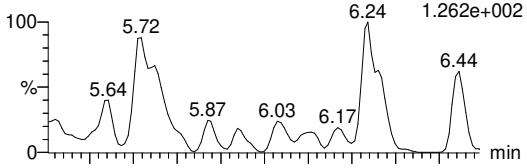

FC2L_009S22 Smooth(SG,3x1) F12:MRM of 6 channels,ES-
1,WG79609,2/4000uL L36258-1,i, 427.071 > 80.9
4.568e+002

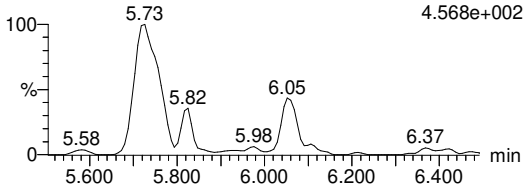

8:2 FTS

FC2L_009S22 Smooth(SG,3x1) F6:MRM of 4 channels,ES-
1,WG79609,2/4000uL L36258-1,i, 527.065 > 506.997
6.656e+001

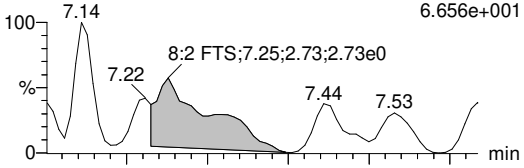

FC2L_009S22 Smooth(SG,3x1) F6:MRM of 4 channels,ES-
1,WG79609,2/4000uL L36258-1,i, 527.065 > 80.75
7.676e+001

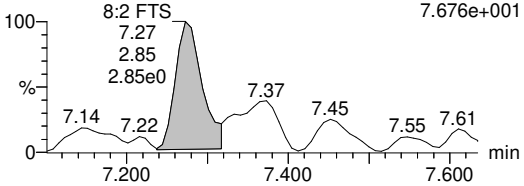

PFOSA-I

F11:MRM of 11 channels,ES-
498.113 > 77.902
1.602e+003

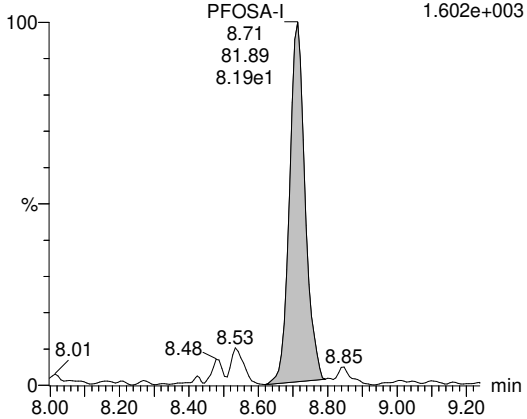

PFOSA-II

F11:MRM of 11 channels,ES-
498.113 > 77.902
1.602e+003

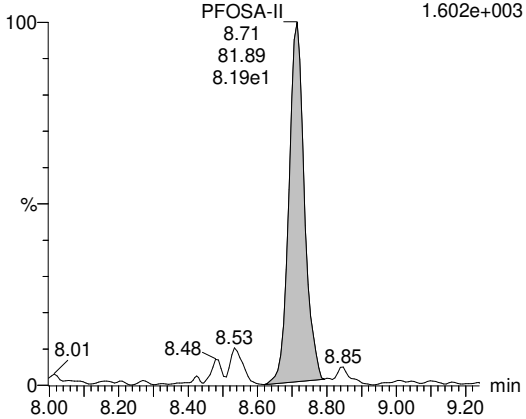

PV by TCH, SV by BRA 14-Jan-22, Conc. & LOD unit = ng for Inst QC, ng/mL for SPM, ng/L for samples

Quantify Sample Report **MassLynx MassLynx V4.1 SCN909**
SGS Axys Analytical Services, Ltd.

Dataset: G:\Masslynx\Inst_L\PFAS\quanfile\FC2L_009-b.qld

Last Altered: Wednesday, January 12, 2022 10:02:34 Pacific Standard Time
Printed: Friday, January 14, 2022 10:10:28 Pacific Standard Time

ID: L36258-1,i,, Name: FC2L_009S22, Description: 1,WG79609,2/4000uL, Date: 11-Jan-2022, Time: 16:55:59

PFOSA-SUM

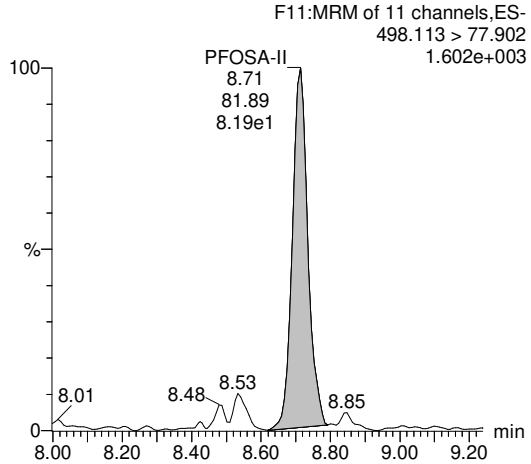

PFOSA

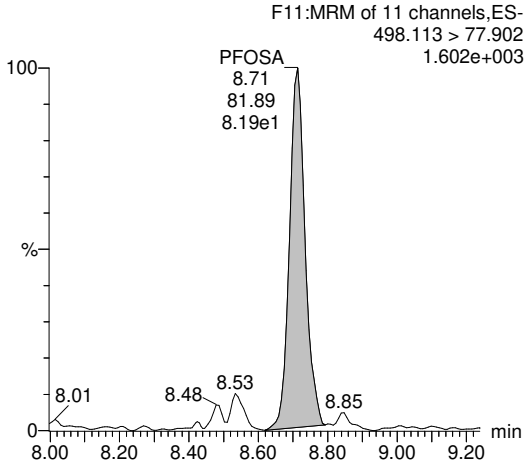

N-MeFOSA-I

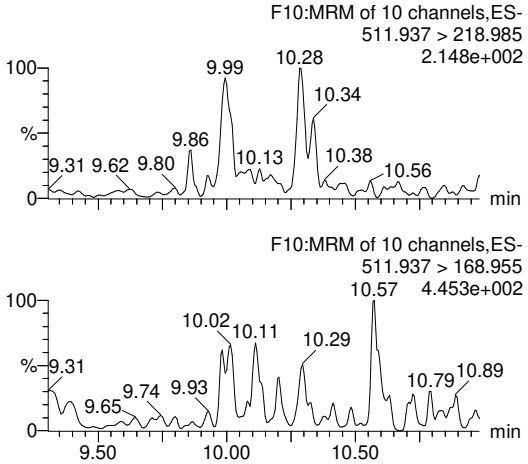

N-MeFOSA-II

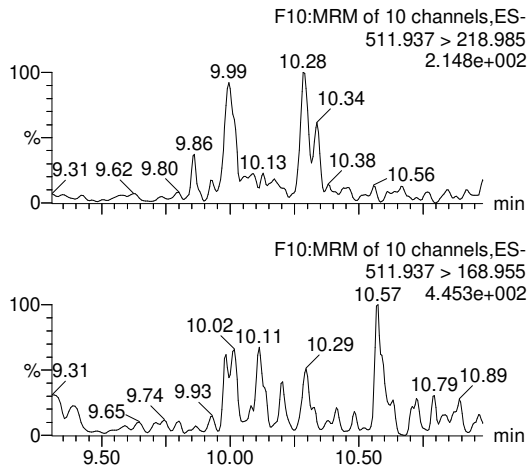

N-MeFOSA-SUM

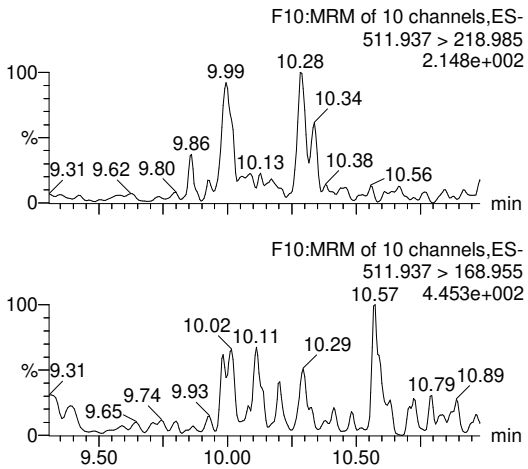

N-MeFOSA

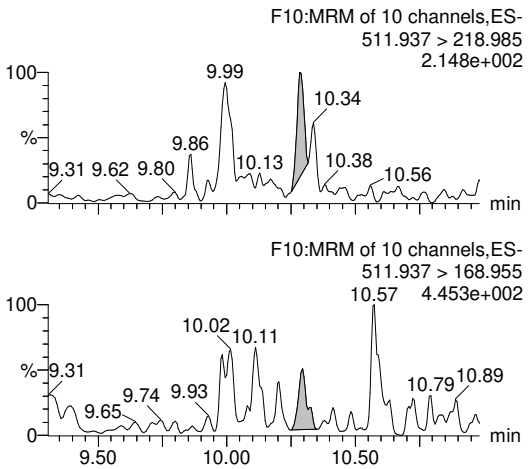

PV by TCH, SV by BRA 14-Jan-22, Conc. & LOD unit = ng for Inst QC, ng/mL for SPM, ng/L for samples

Quantify Sample Report **MassLynx MassLynx V4.1 SCN909**
SGS Axys Analytical Services, Ltd.

Dataset: G:\Masslynx\Inst_L\PFAS\quanfile\FC2L_009-b.qld

Last Altered: Wednesday, January 12, 2022 10:02:34 Pacific Standard Time
Printed: Friday, January 14, 2022 10:10:28 Pacific Standard Time

ID: L36258-1,i,, Name: FC2L_009S22, Description: 1,WG79609,2/4000uL, Date: 11-Jan-2022, Time: 16:55:59

N-EtFOSA-I

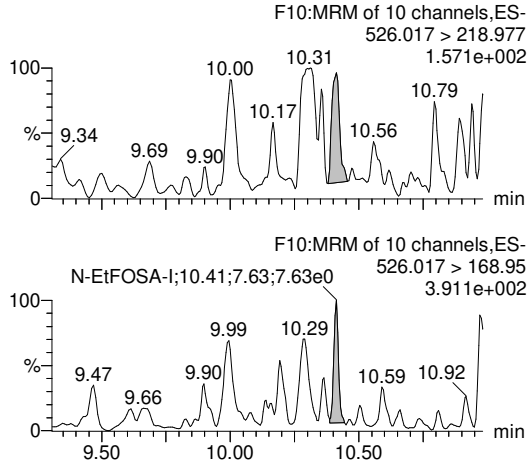

N-EtFOSA-II

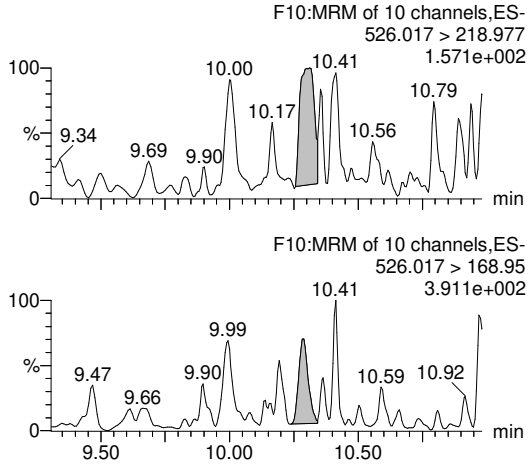

N-EtFOSA-SUM

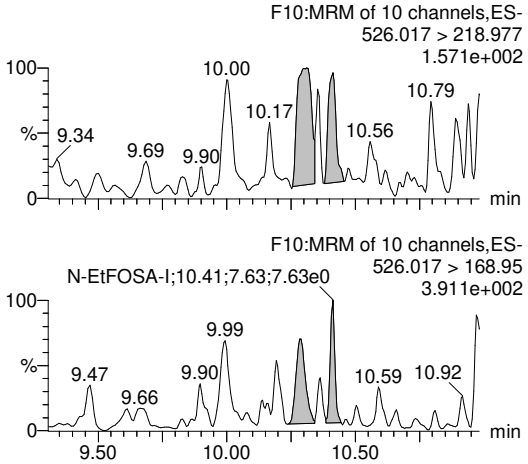

N-EtFOSA

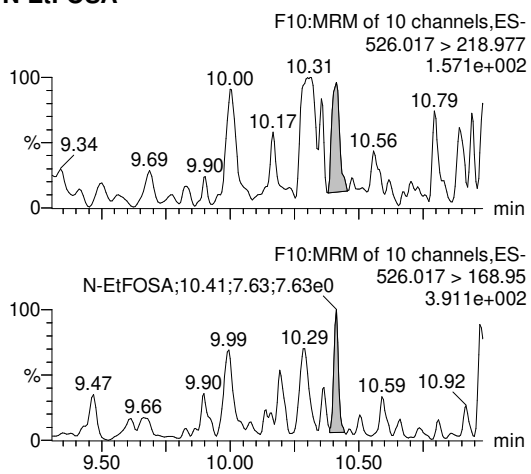

MeFOSAA-I

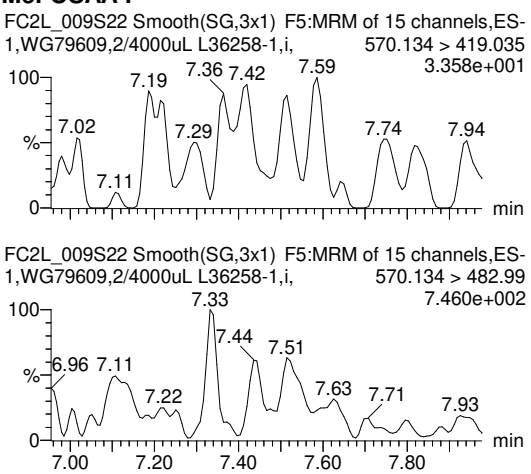

MeFOSAA-II

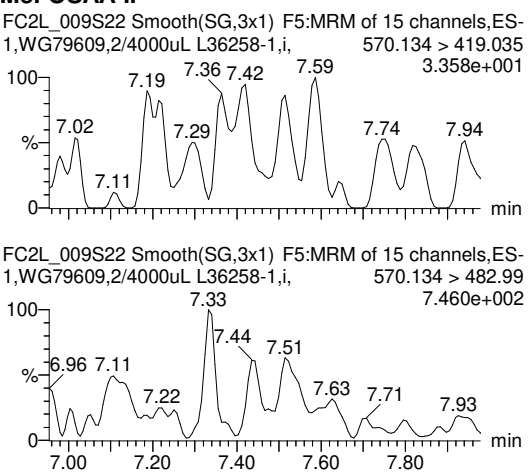

PV by TCH, SV by BRA 14-Jan-22, Conc. & LOD unit = ng for Inst QC, ng/mL for SPM, ng/L for samples

Quantify Sample Report **MassLynx MassLynx V4.1 SCN909**
SGS Axys Analytical Services, Ltd.

Dataset: G:\Masslynx\Inst_L\PFAS\quanfile\FC2L_009-b.qld

Last Altered: Wednesday, January 12, 2022 10:02:34 Pacific Standard Time
Printed: Friday, January 14, 2022 10:10:28 Pacific Standard Time

ID: L36258-1,i,, Name: FC2L_009S22, Description: 1,WG79609,2/4000uL, Date: 11-Jan-2022, Time: 16:55:59

MeFOSAA-III

FC2L_009S22 Smooth(SG,3x1) F5:MRM of 15 channels,ES-
1,WG79609,2/4000uL L36258-1,i, 570.134 > 419.035
3.358e+001

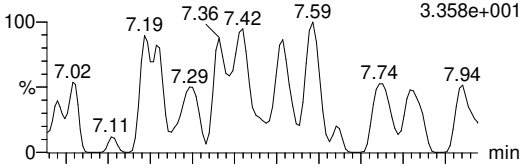

FC2L_009S22 Smooth(SG,3x1) F5:MRM of 15 channels,ES-
1,WG79609,2/4000uL L36258-1,i, 570.134 > 482.99
7.460e+002

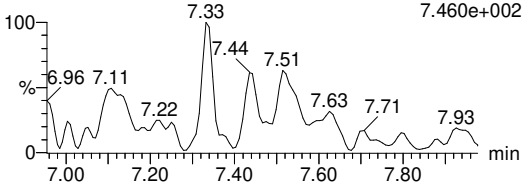

MeFOSAA-SUM

FC2L_009S22 Smooth(SG,3x1) F5:MRM of 15 channels,ES-
1,WG79609,2/4000uL L36258-1,i, 570.134 > 419.035
3.358e+001

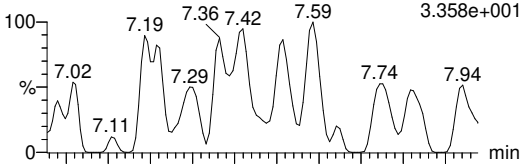

FC2L_009S22 Smooth(SG,3x1) F5:MRM of 15 channels,ES-
1,WG79609,2/4000uL L36258-1,i, 570.134 > 482.99
7.460e+002

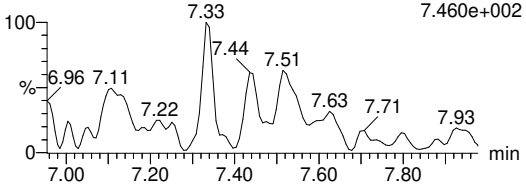

MeFOSAA

FC2L_009S22 Smooth(SG,3x1) F5:MRM of 15 channels,ES-
1,WG79609,2/4000uL L36258-1,i, 570.134 > 419.035
3.358e+001

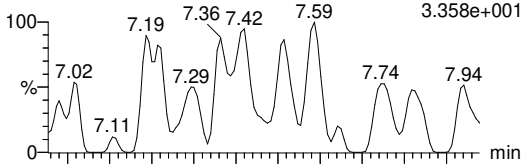

FC2L_009S22 Smooth(SG,3x1) F5:MRM of 15 channels,ES-
1,WG79609,2/4000uL L36258-1,i, 570.134 > 482.99
7.460e+002

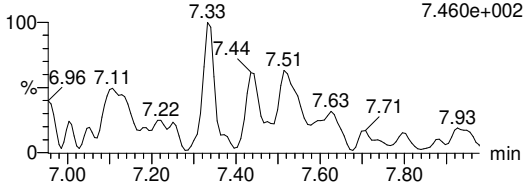

EtFOSAA-I

FC2L_009S22 Smooth(SG,3x1) F7:MRM of 3 channels,ES-
1,WG79609,2/4000uL L36258-1,i, 584.15 > 419.062
6.828e+001

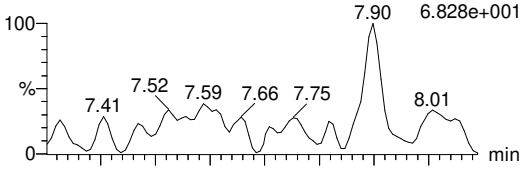

FC2L_009S22 Smooth(SG,3x1) F7:MRM of 3 channels,ES-
1,WG79609,2/4000uL L36258-1,i, 584.15 > 526.045
6.669e+001

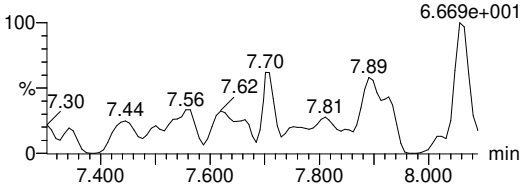

EtFOSAA-II

FC2L_009S22 Smooth(SG,3x1) F7:MRM of 3 channels,ES-
1,WG79609,2/4000uL L36258-1,i, 584.15 > 419.062
6.828e+001

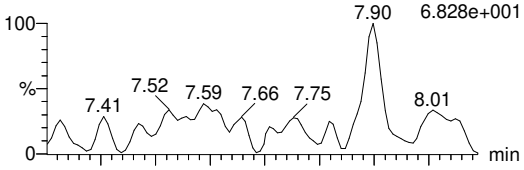

FC2L_009S22 Smooth(SG,3x1) F7:MRM of 3 channels,ES-
1,WG79609,2/4000uL L36258-1,i, 584.15 > 526.045
6.669e+001

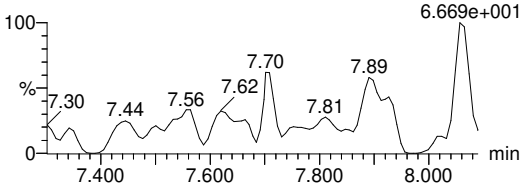

EtFOSAA-III

FC2L_009S22 Smooth(SG,3x1) F7:MRM of 3 channels,ES-
1,WG79609,2/4000uL L36258-1,i, 584.15 > 419.062
6.828e+001

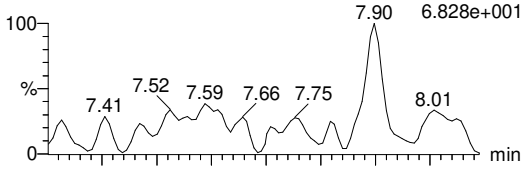

FC2L_009S22 Smooth(SG,3x1) F7:MRM of 3 channels,ES-
1,WG79609,2/4000uL L36258-1,i, 584.15 > 526.045
6.669e+001

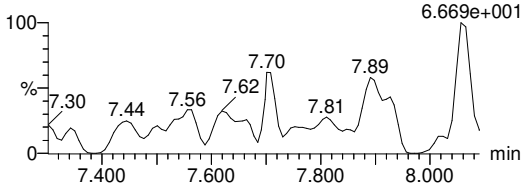

PV by TCH, SV by BRA 14-Jan-22, Conc. & LOD unit = ng for Inst QC, ng/mL for SPM, ng/L for samples

Quantify Sample Report **MassLynx MassLynx V4.1 SCN909**
SGS Axys Analytical Services, Ltd.

Dataset: G:\Masslynx\Inst_L\PFAS\quanfile\FC2L_009-b.qld

Last Altered: Wednesday, January 12, 2022 10:02:34 Pacific Standard Time
Printed: Friday, January 14, 2022 10:10:28 Pacific Standard Time

ID: L36258-1,i,, Name: FC2L_009S22, Description: 1,WG79609,2/4000uL, Date: 11-Jan-2022, Time: 16:55:59

EtFOSAA-SUM

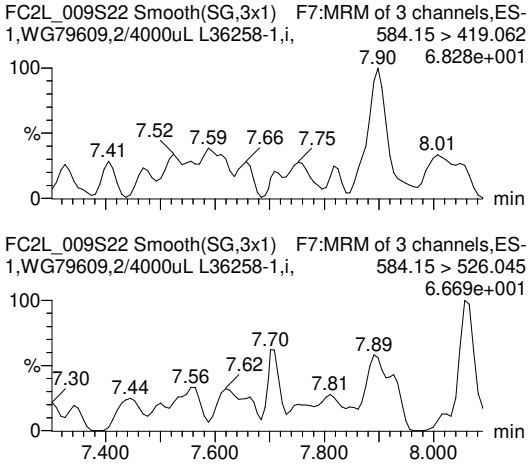

EtFOSAA

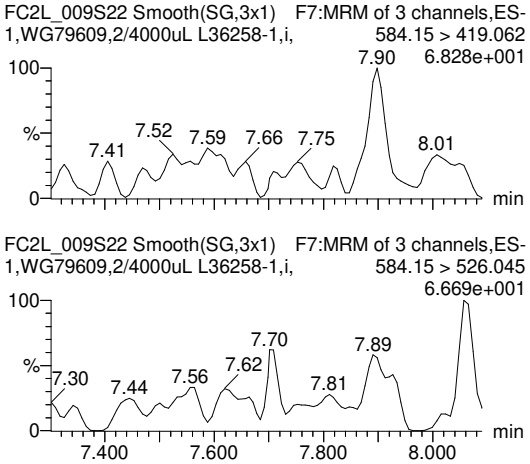

N-MeFOSE-I

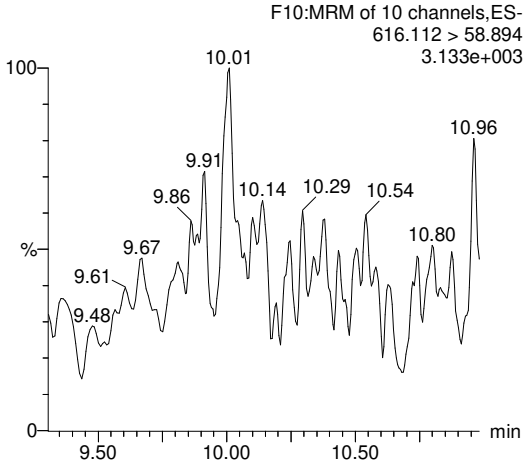

N-MeFOSE-II

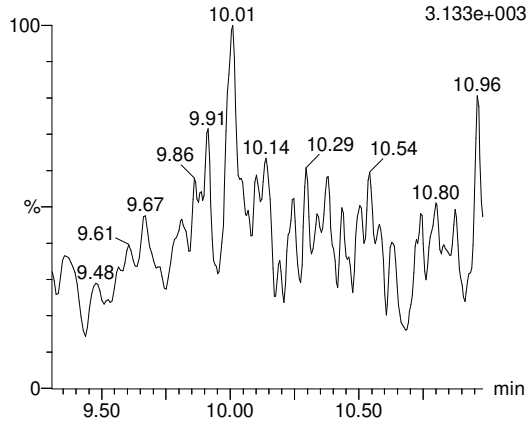

N-MeFOSE-III

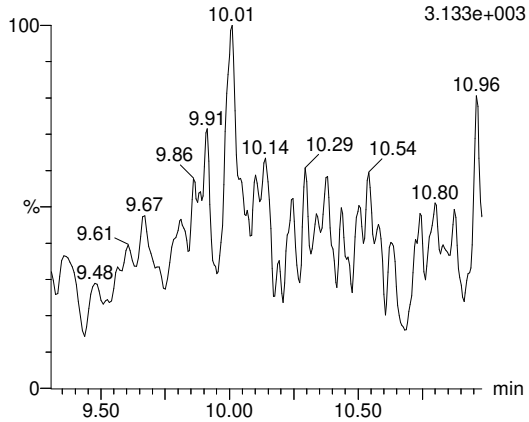

N-MeFOSE-SUM

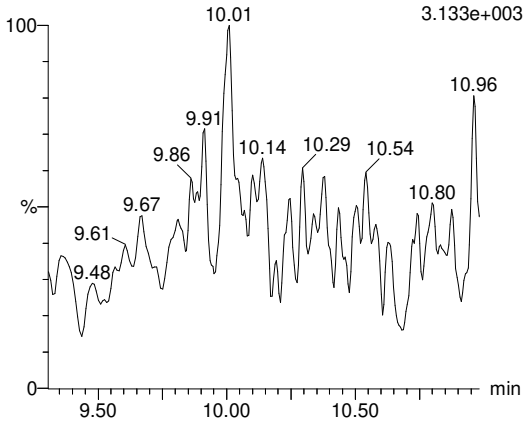

PV by TCH, SV by BRA 14-Jan-22, Conc. & LOD unit = ng for Inst QC, ng/mL for SPM, ng/L for samples

Quantify Sample Report **MassLynx MassLynx V4.1 SCN909**
SGS Axys Analytical Services, Ltd.

Dataset: G:\Masslynx\Inst_L\PFAS\quanfile\FC2L_009-b.qld

Last Altered: Wednesday, January 12, 2022 10:02:34 Pacific Standard Time
Printed: Friday, January 14, 2022 10:10:28 Pacific Standard Time

ID: L36258-1,i,, Name: FC2L_009S22, Description: 1,WG79609,2/4000uL, Date: 11-Jan-2022, Time: 16:55:59

N-MeFOSE

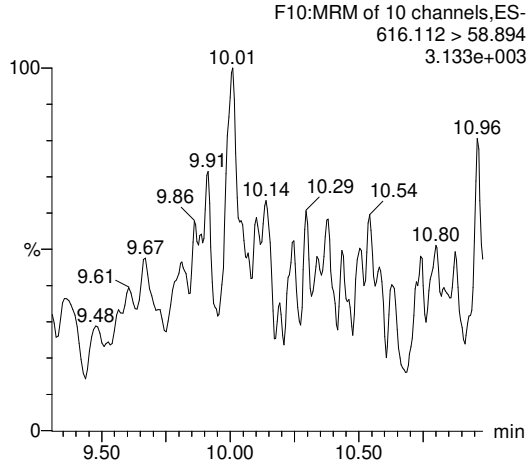

N-EtFOSE-I

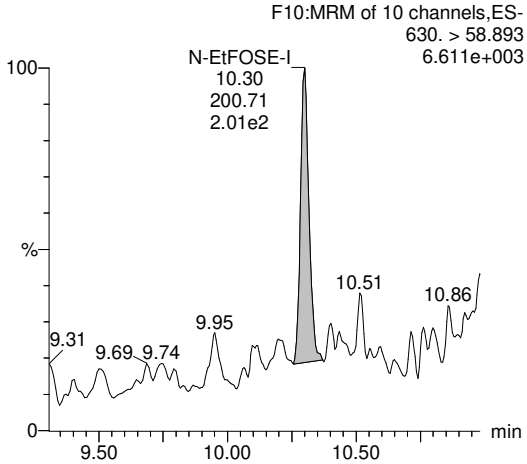

N-EtFOSE-II

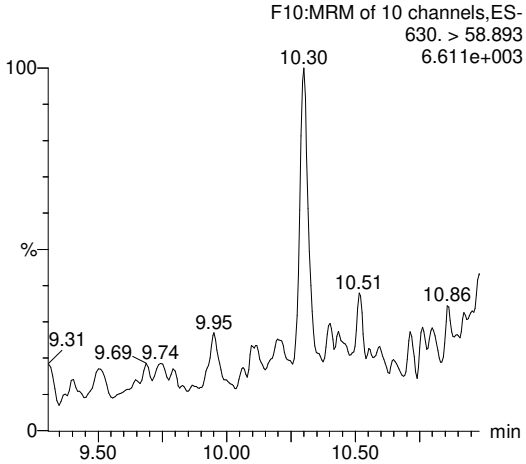

N-EtFOSE-III

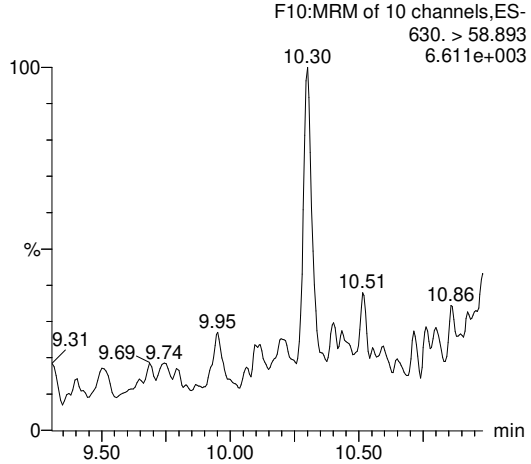

N-EtFOSE-SUM

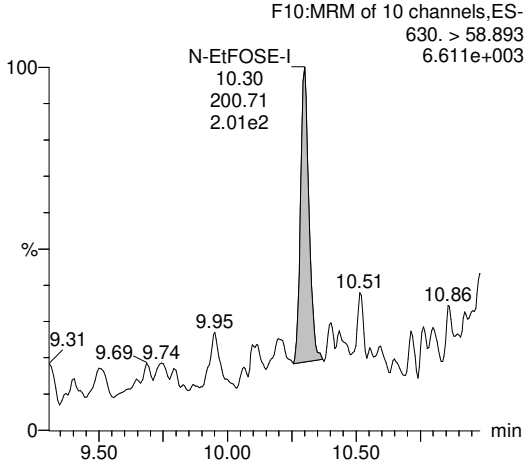

N-EtFOSE

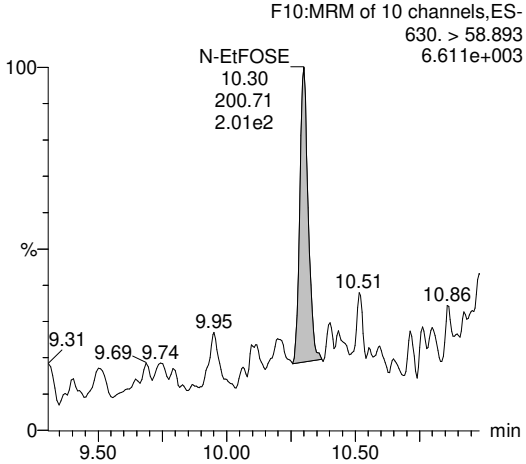

PV by TCH, SV by BRA 14-Jan-22, Conc. & LOD unit = ng for Inst QC, ng/mL for SPM, ng/L for samples

Quantify Sample Report **MassLynx MassLynx V4.1 SCN909**
SGS Axys Analytical Services, Ltd.

Dataset: G:\Masslynx\Inst_L\PFAS\quanfile\FC2L_009-b.qld

Last Altered: Wednesday, January 12, 2022 10:02:34 Pacific Standard Time
Printed: Friday, January 14, 2022 10:10:28 Pacific Standard Time

ID: L36258-1,i,, Name: FC2L_009S22, Description: 1,WG79609,2/4000uL, Date: 11-Jan-2022, Time: 16:55:59

HFPO-DA

FC2L_009S22 Smooth(SG,3x1) F2:MRM of 24 channels,ES-
1,WG79609,2/4000uL L36258-1,i, 284.8894 > 168.9079
3.519e+002

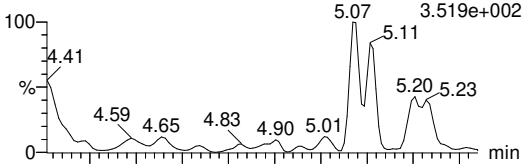

FC2L_009S22 Smooth(SG,3x1) F2:MRM of 24 channels,ES-
1,WG79609,2/4000uL L36258-1,i, 284.8894 > 184.9131
9.638e+002

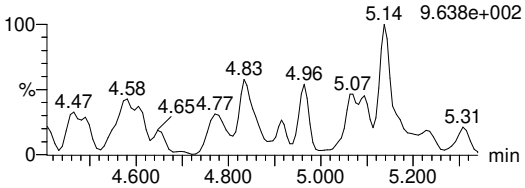

ADONA

FC2L_009S22 Smooth(SG,3x1) F13:MRM of 7 channels,ES-
1,WG79609,2/4000uL L36258-1,i, 376.88 > 250.937
1.935e+002

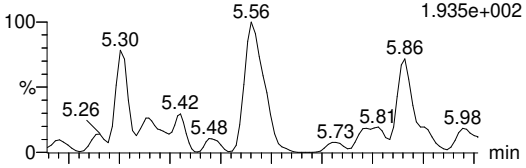

FC2L_009S22 Smooth(SG,3x1) F13:MRM of 7 channels,ES-
1,WG79609,2/4000uL L36258-1,i, 376.88 > 84.832
2.738e+002

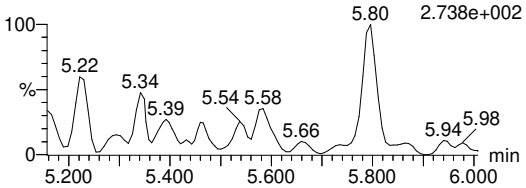

9Cl-PF3ONS

FC2L_009S22 Smooth(SG,3x1) F5:MRM of 15 channels,ES-
1,WG79609,2/4000uL L36258-1,i, 530.807 > 350.967
1.400e+002

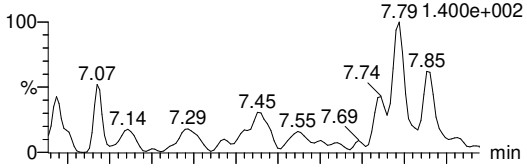

FC2L_009S22 Smooth(SG,3x1) F5:MRM of 15 channels,ES-
1,WG79609,2/4000uL L36258-1,i, 532.804 > 352.947
5.174e+002

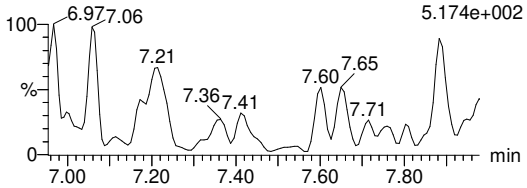

11Cl-PF3OUdS

F11:MRM of 11 channels,ES-
630.865 > 450.902
1.413e+002

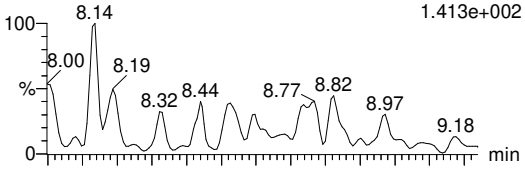

F11:MRM of 11 channels,ES-
632.868 > 452.91
4.480e+002

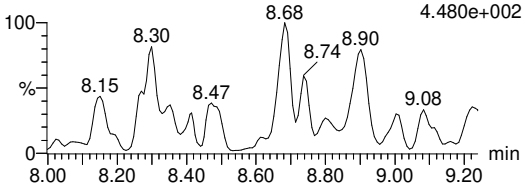

3:3 FTCA

FC2L_009S22 Smooth(SG,3x1) F14:MRM of 8 channels,ES-
1,WG79609,2/4000uL L36258-1,i, 241 > 177
3.926e+002

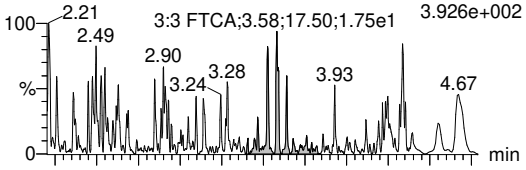

FC2L_009S22 Smooth(SG,3x1) F14:MRM of 8 channels,ES-
1,WG79609,2/4000uL L36258-1,i, 241 > 117
2.277e+003

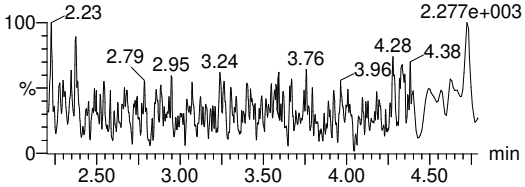

5:3 FTCA

FC2L_009S22 Smooth(SG,3x1) F2:MRM of 24 channels,ES-
1,WG79609,2/4000uL L36258-1,i, 341 > 237.1
1.614e+003

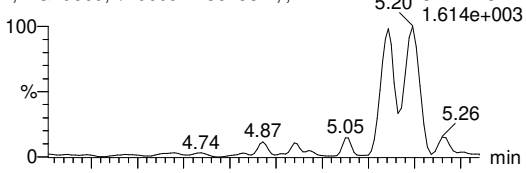

FC2L_009S22 Smooth(SG,3x1) F2:MRM of 24 channels,ES-
1,WG79609,2/4000uL L36258-1,i, 341 > 217
6.695e+003

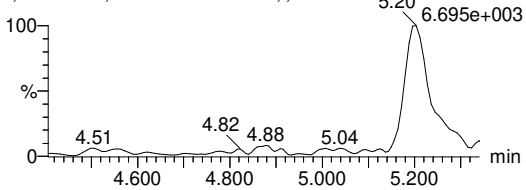

PV by TCH, SV by BRA 14-Jan-22, Conc. & LOD unit = ng for Inst QC, ng/mL for SPM, ng/L for samples

Quantify Sample Report **MassLynx MassLynx V4.1 SCN909**
SGS Axys Analytical Services, Ltd.

Dataset: G:\Masslynx\Inst_L\PFAS\quanfile\FC2L_009-b.qld

Last Altered: Wednesday, January 12, 2022 10:02:34 Pacific Standard Time
Printed: Friday, January 14, 2022 10:10:28 Pacific Standard Time

ID: L36258-1,i,, Name: FC2L_009S22, Description: 1,WG79609,2/4000uL, Date: 11-Jan-2022, Time: 16:55:59

7:3 FTCA

FC2L_009S22 Smooth(SG,3x1) F3:MRM of 12 channels,ES-
1,WG79609,2/4000uL L36258-1,i, 441 > 316.9
3.477e+003

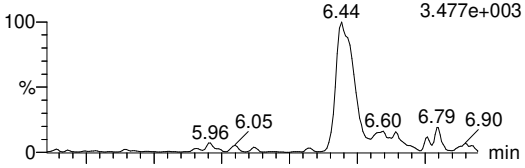

FC2L_009S22 Smooth(SG,3x1) F3:MRM of 12 channels,ES-
1,WG79609,2/4000uL L36258-1,i, 441 > 336.9
6.991e+003

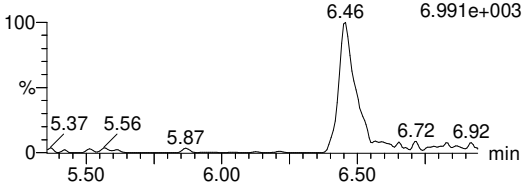

PFEESA

FC2L_009S22 Smooth(SG,3x1) F2:MRM of 24 channels,ES-
1,WG79609,2/4000uL L36258-1,i, 314.8 > 134.9
3.382e+002

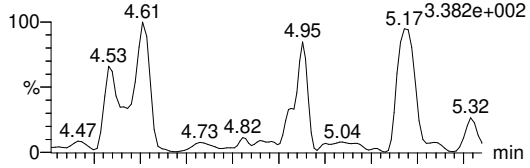

FC2L_009S22 Smooth(SG,3x1) F2:MRM of 24 channels,ES-
1,WG79609,2/4000uL L36258-1,i, 314.8 > 82.9
2.909e+003

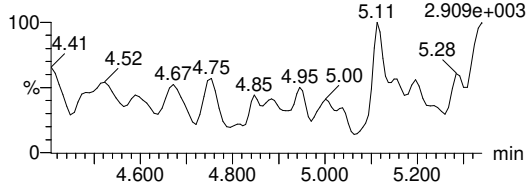

PFMPA

FC2L_009S22 Smooth(SG,5x1) F14:MRM of 8 channels,ES-
1,WG79609,2/4000uL L36258-1,i, 229.013 > 84.9
1.991e+003

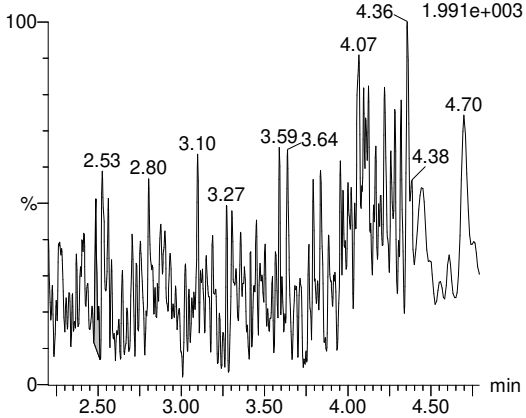

PFMBA

FC2L_009S22 Smooth(SG,3x1) F14:MRM of 8 channels,ES-
1,WG79609,2/4000uL L36258-1,i, 279 > 85.1
5.493e+002

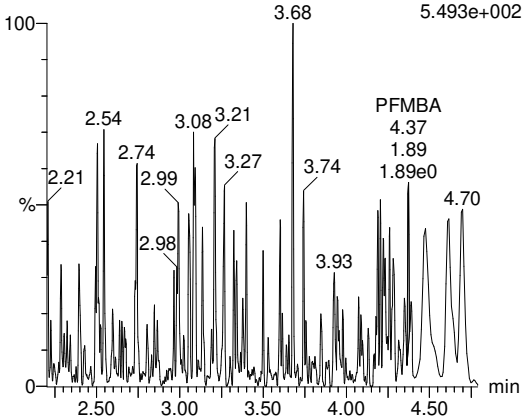

NFDHA

FC2L_009S22 Smooth(SG,3x1) F2:MRM of 24 channels,ES-
1,WG79609,2/4000uL L36258-1,i, 295 > 201
1.648e+002

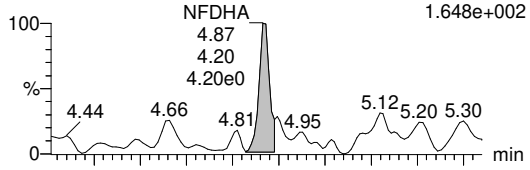

FC2L_009S22 Smooth(SG,3x1) F2:MRM of 24 channels,ES-
1,WG79609,2/4000uL L36258-1,i, 295 > 84.9
4.987e+002

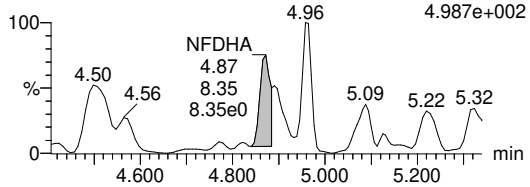

13C4-PFBA

FC2L_009S22 Smooth(SG,3x1) F1:MRM of 3 channels,ES-
1,WG79609,2/4000uL L36258-1,i, 216.776 > 171.928
2.005e+006

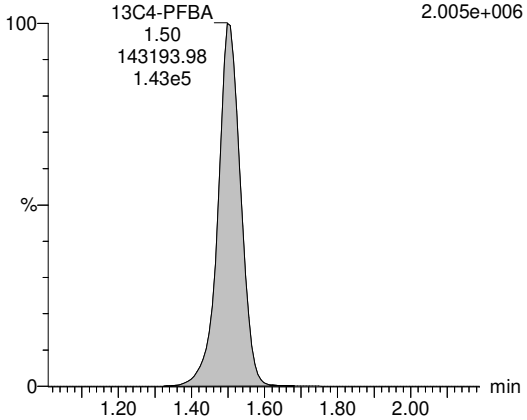

PV by TCH, SV by BRA 14-Jan-22, Conc. & LOD unit = ng for Inst QC, ng/mL for SPM, ng/L for samples

Quantify Sample Report **MassLynx MassLynx V4.1 SCN909**
SGS Axys Analytical Services, Ltd.

Dataset: G:\Masslynx\Inst_L\PFAS\quanfile\FC2L_009-b.qld

Last Altered: Wednesday, January 12, 2022 10:02:34 Pacific Standard Time
Printed: Friday, January 14, 2022 10:10:28 Pacific Standard Time

ID: L36258-1,i,, Name: FC2L_009S22, Description: 1,WG79609,2/4000uL, Date: 11-Jan-2022, Time: 16:55:59

13C5-PFPeA

FC2L_009S22 Smooth(SG,3x1) F14:MRM of 8 channels,ES-
1,WG79609,2/4000uL L36258-1,i, 268.16 > 223.035
1.025e+006

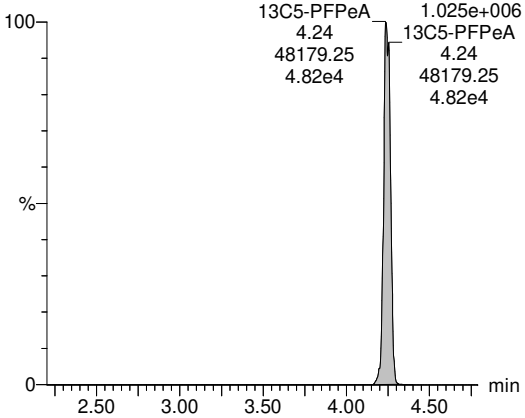

13C5-PFHxA

FC2L_009S22 Smooth(SG,3x1) F2:MRM of 24 channels,ES-
1,WG79609,2/4000uL L36258-1,i, 318.029 > 272.993
7.319e+005

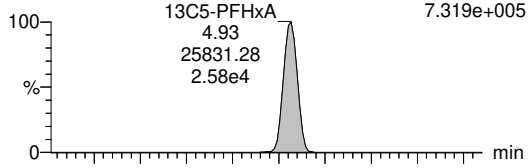

FC2L_009S22 Smooth(SG,3x1) F2:MRM of 24 channels,ES-
1,WG79609,2/4000uL L36258-1,i, 318.029 > 120.341
2.441e+004

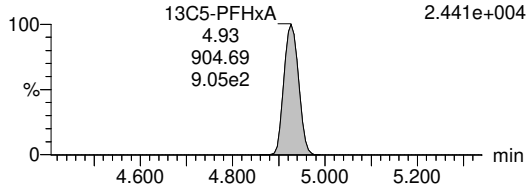

13C4-PFHpA

FC2L_009S22 Smooth(SG,3x1) F13:MRM of 7 channels,ES-
1,WG79609,2/4000uL L36258-1,i, 367.086 > 322.004
8.458e+005

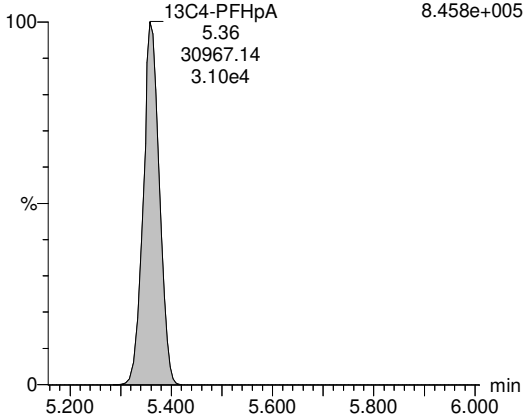

13C8-PFOA

FC2L_009S22 Smooth(SG,3x1) F3:MRM of 12 channels,ES-
1,WG79609,2/4000uL L36258-1,i, 421.096 > 376.022
5.381e+005

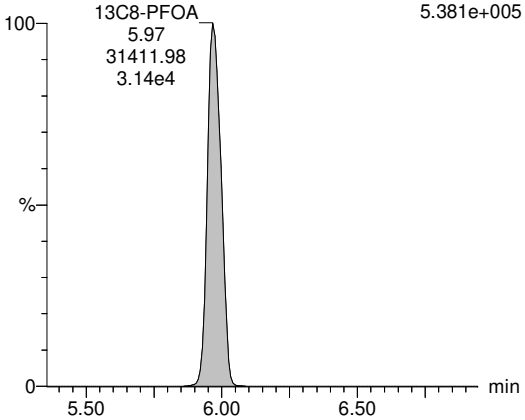

13C9-PFNA

FC2L_009S22 Smooth(SG,3x1) F4:MRM of 7 channels,ES-
1,WG79609,2/4000uL L36258-1,i, 472.096 > 427.014
2.763e+005

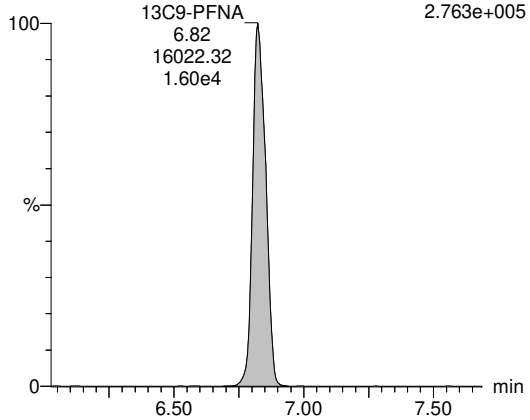

13C6-PFDA

FC2L_009S22 Smooth(SG,3x1) F5:MRM of 15 channels,ES-
1,WG79609,2/4000uL L36258-1,i, 519.147 > 474.058
3.515e+005

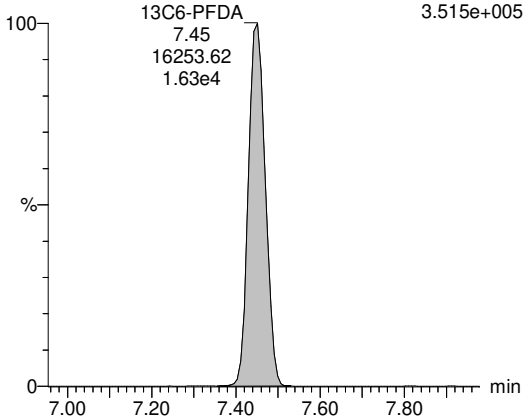

PV by TCH, SV by BRA 14-Jan-22, Conc. & LOD unit = ng for Inst QC, ng/mL for SPM, ng/L for samples

Quantify Sample Report **MassLynx MassLynx V4.1 SCN909**
SGS Axys Analytical Services, Ltd.

Dataset: G:\Masslynx\Inst_L\PFAS\quanfile\FC2L_009-b.qld

Last Altered: Wednesday, January 12, 2022 10:02:34 Pacific Standard Time
Printed: Friday, January 14, 2022 10:10:28 Pacific Standard Time

ID: L36258-1,i,, Name: FC2L_009S22, Description: 1,WG79609,2/4000uL, Date: 11-Jan-2022, Time: 16:55:59

13C7-PFUnA

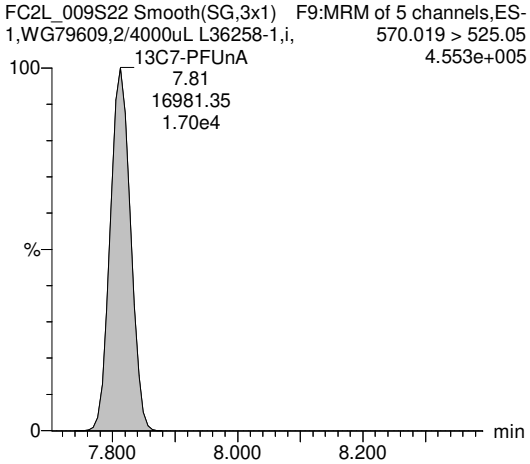

13C2-PFDoA

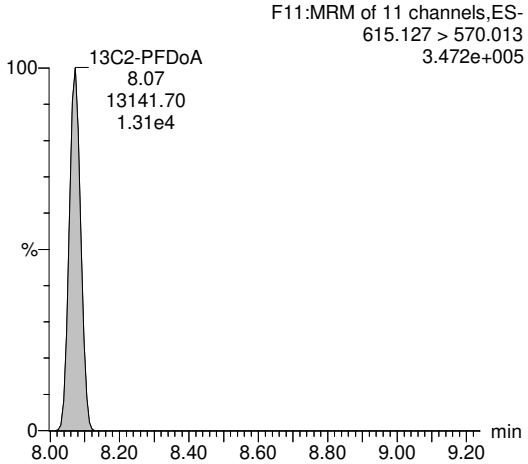

13C2-PFTeDA

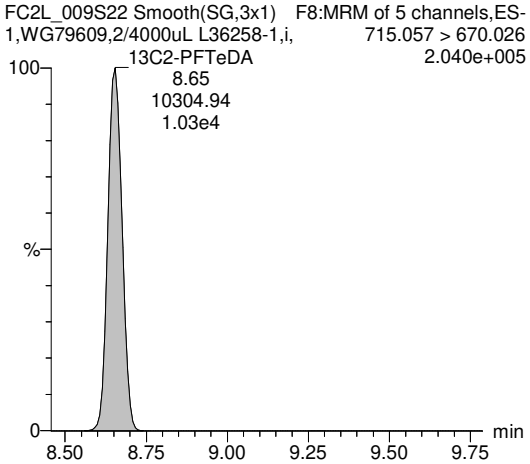

13C3-PFBS

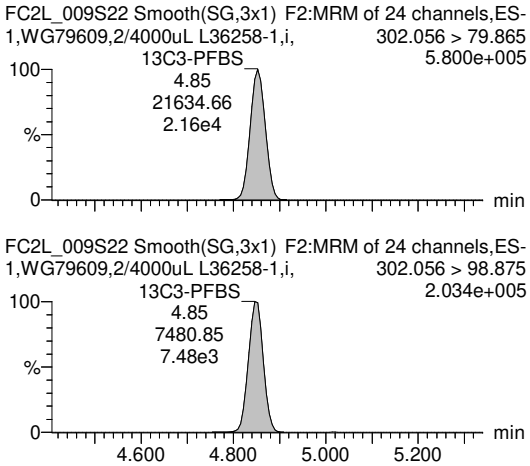

13C3-PFHxS

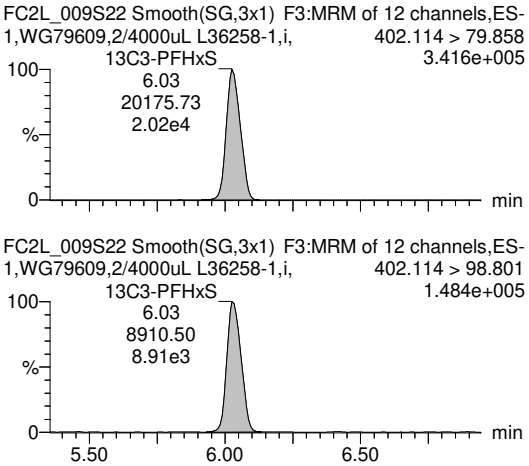

13C8-PFOS

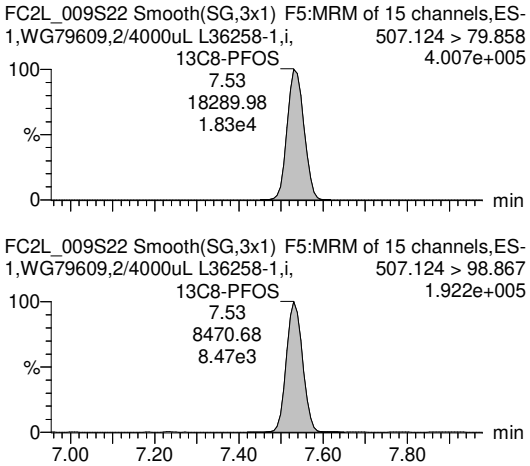

PV by TCH, SV by BRA 14-Jan-22, Conc. & LOD unit = ng for Inst QC, ng/mL for SPM, ng/L for samples

Quantify Sample Report **MassLynx MassLynx V4.1 SCN909**
SGS Axys Analytical Services, Ltd.

Dataset: G:\Masslynx\Inst_L\PFAS\quanfile\FC2L_009-b.qld

Last Altered: Wednesday, January 12, 2022 10:02:34 Pacific Standard Time
Printed: Friday, January 14, 2022 10:10:28 Pacific Standard Time

ID: L36258-1,i,, Name: FC2L_009S22, Description: 1,WG79609,2/4000uL, Date: 11-Jan-2022, Time: 16:55:59

13C2-4:2 FTS

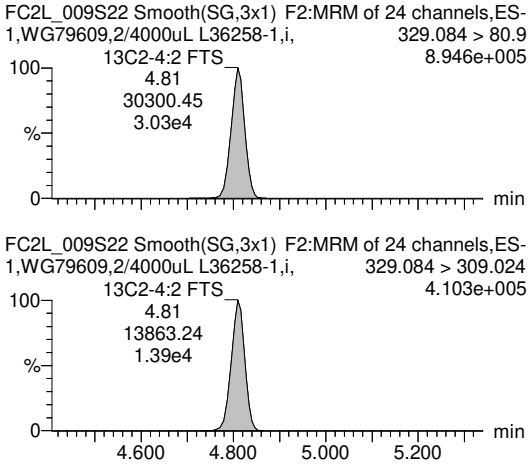

13C2-6:2 FTS

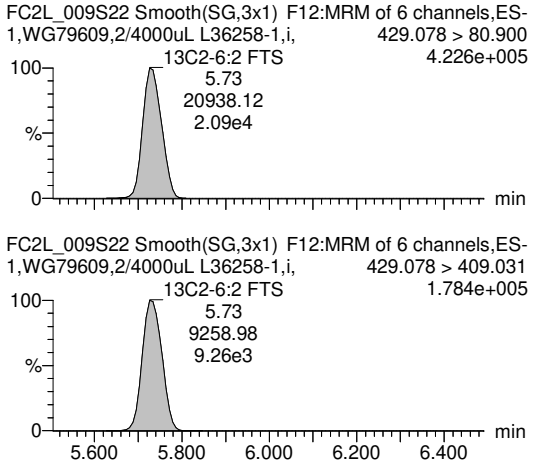

13C2-8:2 FTS

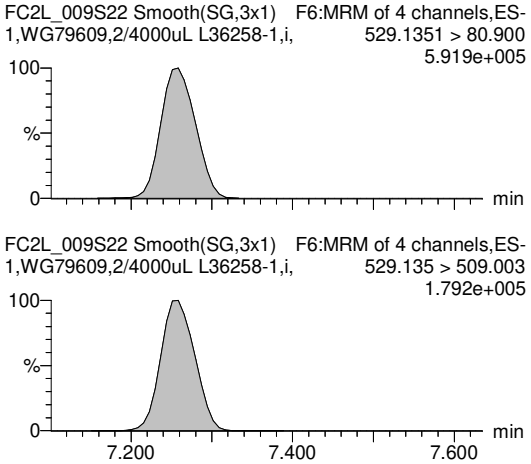

13C8-PFOSA

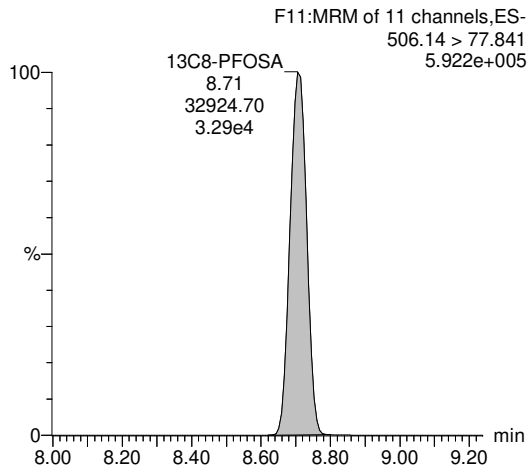

D3-N-MeFOSA

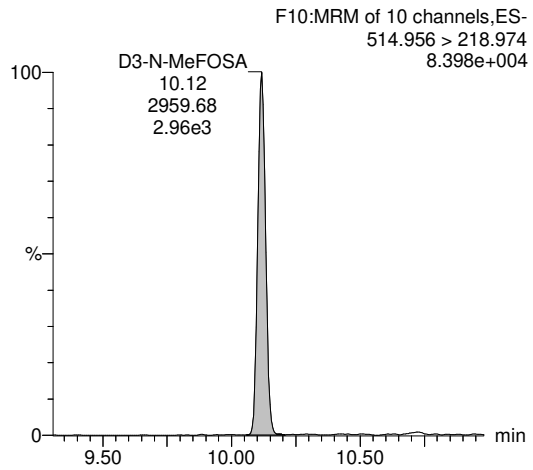

D5-N-EtFOSA

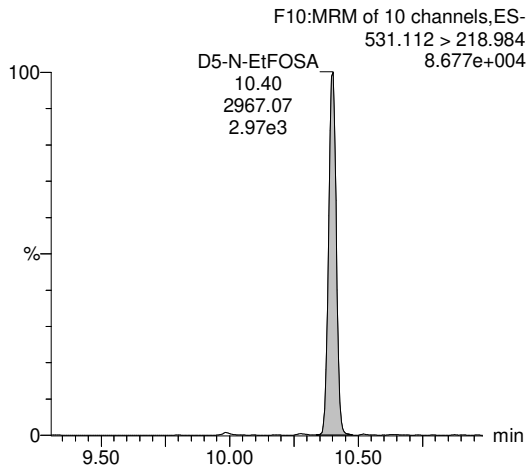

PV by TCH, SV by BRA 14-Jan-22, Conc. & LOD unit = ng for Inst QC, ng/mL for SPM, ng/L for samples

Quantify Sample Report **MassLynx MassLynx V4.1 SCN909**
SGS Axys Analytical Services, Ltd.

Dataset: G:\Masslynx\Inst_L\PFAS\quanfile\FC2L_009-b.qld

Last Altered: Wednesday, January 12, 2022 10:02:34 Pacific Standard Time
Printed: Friday, January 14, 2022 10:10:28 Pacific Standard Time

ID: L36258-1,i,, Name: FC2L_009S22, Description: 1,WG79609,2/4000uL, Date: 11-Jan-2022, Time: 16:55:59

D3-MeFOSAA

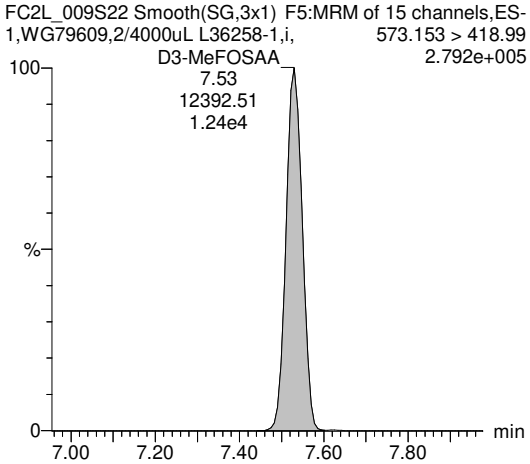

D5-EtFOSAA

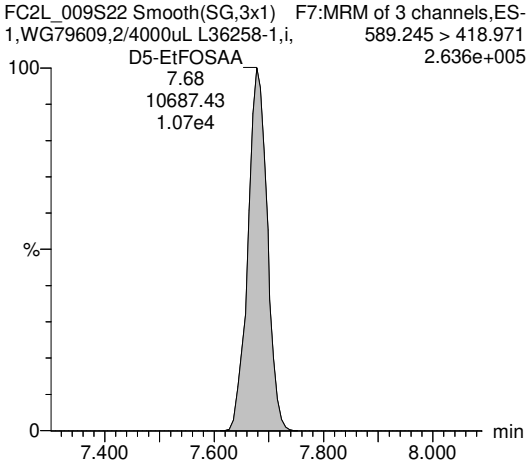

D7-N-MeFOSE

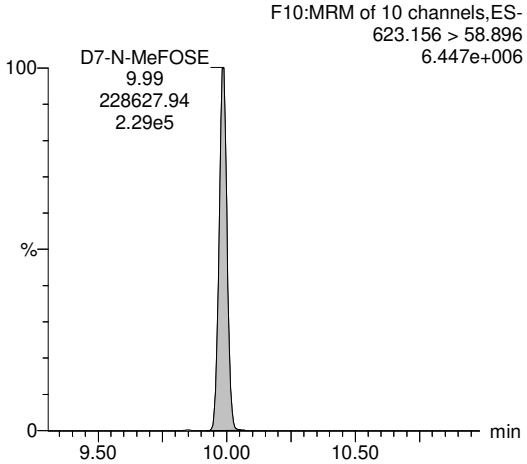

D9-N-EtFOSE

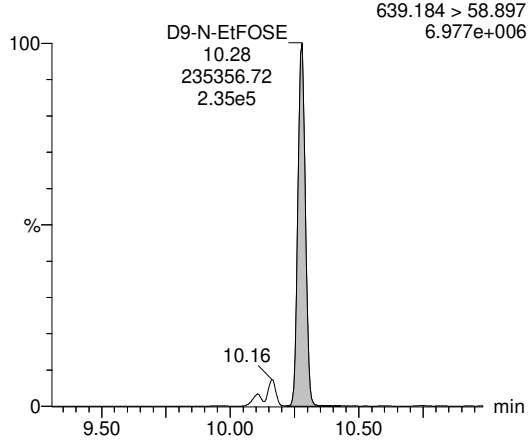

13C3-HFPO-DA

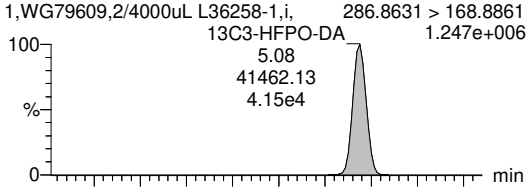

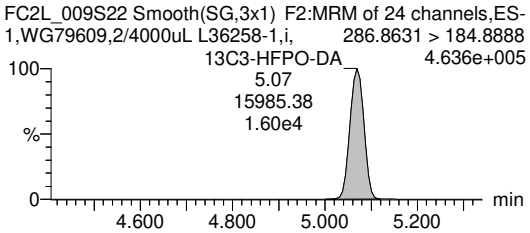

13C3-PFBA

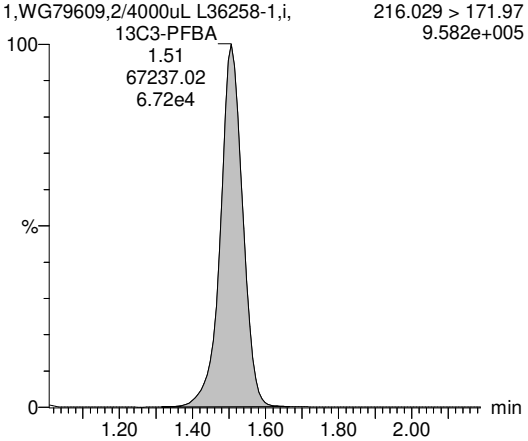

PV by TCH, SV by BRA 14-Jan-22, Conc. & LOD unit = ng for Inst QC, ng/mL for SPM, ng/L for samples

Quantify Sample Report **MassLynx MassLynx V4.1 SCN909**
SGS Axys Analytical Services, Ltd.

Dataset: G:\Masslynx\Inst_L\PFAS\quanfile\FC2L_009-b.qld

Last Altered: Wednesday, January 12, 2022 10:02:34 Pacific Standard Time
Printed: Friday, January 14, 2022 10:10:28 Pacific Standard Time

ID: L36258-1,i,, Name: FC2L_009S22, Description: 1,WG79609,2/4000uL, Date: 11-Jan-2022, Time: 16:55:59

13C2-PFHxA

FC2L_009S22 Smooth(SG,3x1) F2:MRM of 24 channels,ES-
1,WG79609,2/4000uL L36258-1,i, 315.083 > 269.984
1.266e+006

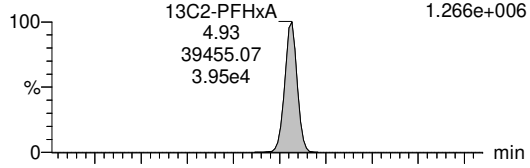

FC2L_009S22 Smooth(SG,3x1) F2:MRM of 24 channels,ES-
1,WG79609,2/4000uL L36258-1,i, 315.083 > 119.359
2.186e+004

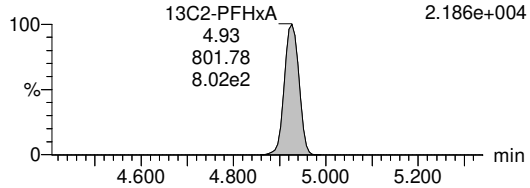

13C4-PFOA

FC2L_009S22 Smooth(SG,3x1) F3:MRM of 12 channels,ES-
1,WG79609,2/4000uL L36258-1,i, 417.083 > 171.95
1.744e+005

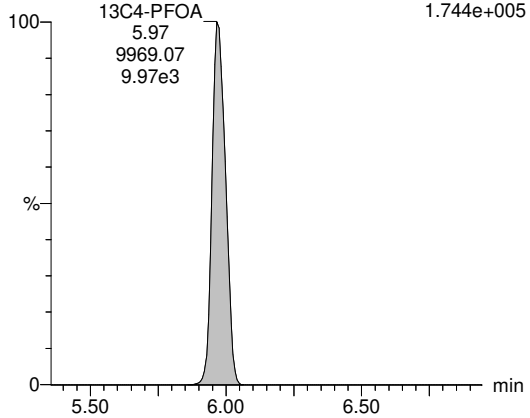

13C5-PFNA

FC2L_009S22 Smooth(SG,3x1) F4:MRM of 7 channels,ES-
1,WG79609,2/4000uL L36258-1,i, 468.019 > 423.008
2.629e+005

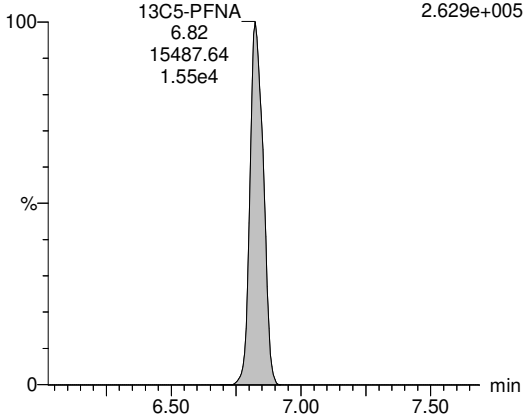

13C2-PFDA

FC2L_009S22 Smooth(SG,3x1) F5:MRM of 15 channels,ES-
1,WG79609,2/4000uL L36258-1,i, 515.134 > 470.05
3.938e+005

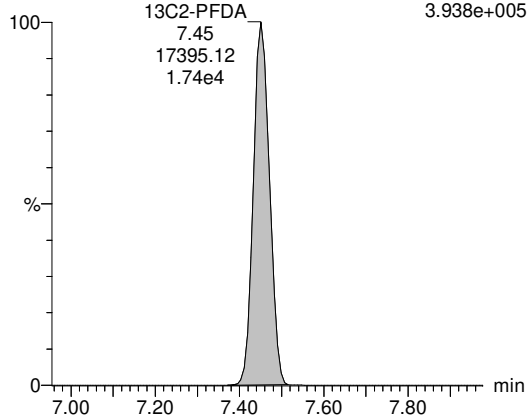

18O2-PFHxS

FC2L_009S22 Smooth(SG,3x1) F3:MRM of 12 channels,ES-
1,WG79609,2/4000uL L36258-1,i, 402.984 > 83.895
3.227e+005

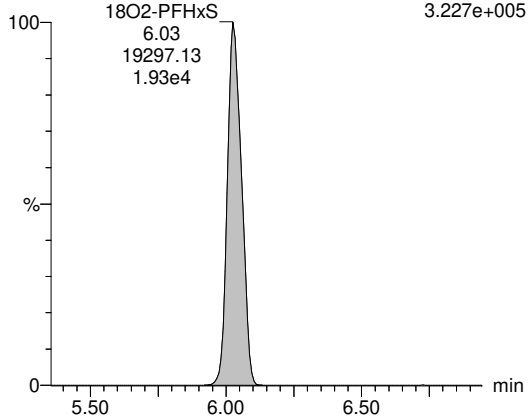

13C4-PFOS

FC2L_009S22 Smooth(SG,3x1) F5:MRM of 15 channels,ES-
1,WG79609,2/4000uL L36258-1,i, 502.791 > 79.856
4.310e+005

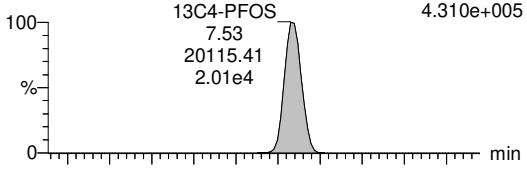

FC2L_009S22 Smooth(SG,3x1) F5:MRM of 15 channels,ES-
1,WG79609,2/4000uL L36258-1,i, 502.791 > 98.864
2.041e+005

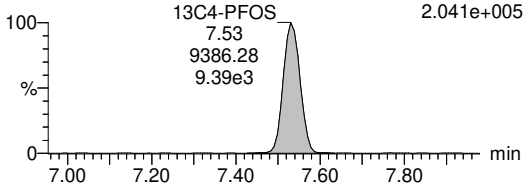

PV by TCH, SV by BRA 14-Jan-22, Conc. & LOD unit = ng for Inst QC, ng/mL for SPM, ng/L for samples

Quantify Sample Report **MassLynx MassLynx V4.1 SCN909**
SGS Axys Analytical Services, Ltd.

Dataset: G:\Masslynx\Inst_L\PFAS\quanfile\FC2L_009-b.qld

Last Altered: Wednesday, January 12, 2022 10:02:34 Pacific Standard Time
Printed: Friday, January 14, 2022 10:10:28 Pacific Standard Time

ID: L36258-1,i,, Name: FC2L_009S22, Description: 1,WG79609,2/4000uL, Date: 11-Jan-2022, Time: 16:55:59

13C2-D4-6:2 FTS

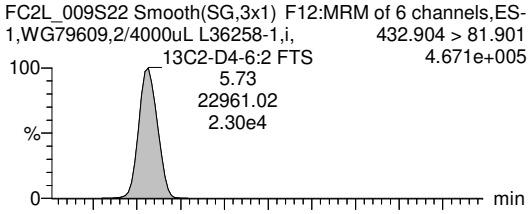

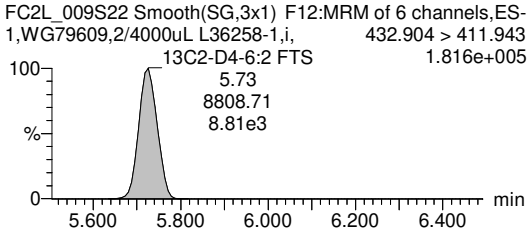

PV by TCH, SV by BRA 14-Jan-22, Conc. & LOD unit = ng for Inst QC, ng/mL for SPM, ng/L for samples

Quantify Sample Report **MassLynx MassLynx V4.1 SCN909**
SGS Axys Analytical Services, Ltd.

Dataset: G:\Masslynx\Inst_L\PFAS\quanfile\FC2L_009-b.qld

Last Altered: Wednesday, January 12, 2022 10:02:34 Pacific Standard Time
Printed: Friday, January 14, 2022 10:10:28 Pacific Standard Time

ID: L36258-1,i,, Name: FC2L_009S22, Description: 1,WG79609,2/4000uL, Date: 11-Jan-2022, Time: 16:55:59

#	IS#	Name	RT	Area	Confirm. Ion Area	IS Area	Std. Conc	Conc.	LOD	%Rec	Ratio (Pr...	Ratio	Ratio Fail(Y...	S/N	Noi...	IS Height	Samp. size	F2	Fla...
1	84	PFBA				143194			0.0490						429	2003790	0.523	1.0	
2	85	PFPeA				48179			0.1419						1530	1024250	0.523	1.0	
3	86	PFHxA	4.98	91	29	25831		0.064	0.0799		4.85	3.14	NO	2	1081	731527	0.523	1.0	dd
4	87	PFHpA				30967			0.0552		2.16				891	845384	0.523	1.0	
5	88	PFOA-I				31412			0.1435		1.96				1968	538092	0.523	1.0	
6	88	PFOA-II				31412			0.1435		0.00				1968	538092	0.523	1.0	
7	88	PFOA-III				31412			0.1435		0.00				1968	538092	0.523	1.0	
8	88	PFOA-IV				31412			0.1435		0.00				1968	538092	0.523	1.0	
9		PFOA-SUM		0		31412									1968	538092	0.523	1.0	
10	88	PFOA				31412			0.1435		1.96				1968	538092	0.523	1.0	
11	89	PFNA-I	6.84	50	54	16022		0.029	0.0977		2.85	0.92	YES	1	963	276230	0.523	1.0	db
12	89	PFNA-II				16022			0.0977		0.00				963	276230	0.523	1.0	
13	89	PFNA-III				16022			0.0977		0.00				963	276230	0.523	1.0	
14		PFNA-SUM		50		16022		0.029	0.0977						963	276230	0.523	1.0	
15	89	PFNA	6.84	50	54	16022		0.029	0.0977		2.85	0.92	YES	1	963	276230	0.523	1.0	db
16	90	PFDA				16254			0.0763		3.07				782	351358	0.523	1.0	
17	91	PFUnA				16981			0.1259		4.31				1523	455153	0.523	1.0	
18	92	PFDoA	8.07	63	4	13142		0.042	0.0393		7.42	14.12	YES	4	510	346898	0.523	1.0	bb
19	M...	PFTrDA				11723			0.0610		3.08				475	275419	0.523	1.0	
20	93	PFTeDA				10305			0.0847		2.82				449	203940	0.523	1.0	
21	94	PFBS				21635			0.0034		2.59				39	579908	0.523	1.0	
22	95	PFPeS	5.26	0	9	20176		0.000	0.0026		2.24	0.05	YES	1	15	341594	0.523	1.0	bd
23	95	PFHxS-I	6.04	56	2	20176		0.046	0.0025		2.37	29.01	YES	54	17	341594	0.523	1.0	bb
24	95	PFHxS-II				20176			0.0025		3.26				17	341594	0.523	1.0	
25	95	PFHxS-III				20176			0.0025		2.72				17	341594	0.523	1.0	
26		PFHxS-SUM		56		20176		0.046	0.0025						17	341594	0.523	1.0	
27	95	PFHxS	6.04	56	2	20176		0.046	0.0025		2.40	29.01	YES	54	17	341594	0.523	1.0	bb
28	96	PFHpS	6.93	1	25	18290		0.001	0.0023		2.12	0.02	YES	2	17	400665	0.523	1.0	bb
29	96	PFOS-I				18290			0.0014		2.42				12	400665	0.523	1.0	
30	96	PFOS-II				18290			0.0014		2.75				12	400665	0.523	1.0	
31	96	PFOS-III				18290			0.0014		8.19				12	400665	0.523	1.0	
32	96	PFOS-IV				18290			0.0014		2.14				12	400665	0.523	1.0	
33		PFOS-SUM		0		18290									12	400665	0.523	1.0	
34	96	PFOS				18290			0.0014		2.54				12	400665	0.523	1.0	
35	96	PFNS	7.89	4	8	18290		0.003	0.0013		2.36	0.45	YES	11	10	400665	0.523	1.0	bb

PV by TCH, SV by BRA 14-Jan-22, Conc. & LOD unit = ng for Inst QC, ng/mL for SPM, ng/L for samples

Quantify Sample Report **MassLynx MassLynx V4.1 SCN909**
SGS Axys Analytical Services, Ltd.

Dataset: G:\Masslynx\Inst_L\PFAS\quanfile\FC2L_009-b.qld

Last Altered: Wednesday, January 12, 2022 10:02:34 Pacific Standard Time
Printed: Friday, January 14, 2022 10:10:28 Pacific Standard Time

ID: L36258-1,i,, Name: FC2L_009S22, Description: 1,WG79609,2/4000uL, Date: 11-Jan-2022, Time: 16:55:59

#	IS#	Name	RT	Area	Confirm. Ion Area	IS Area	Std. Conc	Conc.	LOD	%Rec	Ratio (Pr...	Ratio	Ratio Fail(Y...	S/N	Noi...	IS Height	Samp. size	F2	Fla...
36	96	PFDS	8.13	9	9	18290		0.009	0.0027		2.36	1.03	YES	12	21	400665	0.523	1.0	bb
37	96	PFDoS				18290			0.0022		2.24				14	400665	0.523	1.0	
38	97	4:2 FTS	4.80	8	25	30300		0.021	0.0059		0.43	0.31	NO	11	22	894278	0.523	1.0	bd
39	98	6:2 FTS				20938			0.0142		0.44				27	422456	0.523	1.0	
40	99	8:2 FTS	7.25	3	3	29183		0.013	0.0057		0.57	0.96	YES	4	8	591705	0.523	1.0	db
41	100	PFOSA-I	8.71	82		32925		0.048	0.0012					129	12	591813	0.523	1.0	bb
42	100	PFOSA-II	8.71	82		32925		0.048	0.0012					129	12	591813	0.523	1.0	bb
43		PFOSA-SUM		164		32925		0.096	0.0024						12	591813	0.523	1.0	
44	100	PFOSA	8.71	82		32925		0.048	0.0012					129	12	591813	0.523	1.0	bb
45	101	N-MeFOSA-I				2960			0.0141		0.55				23	83932	0.523	1.0	
46	101	N-MeFOSA-II				2960			0.0141		1.14				23	83932	0.523	1.0	
47		N-MeFOSA-SUM		0		2960									23	83932	0.523	1.0	
48	101	N-MeFOSA	10.28	5	8	2960		0.030	0.0141		0.53	0.66	NO	7	23	83932	0.523	1.0	bb
49	102	N-EtFOSA-I	10.41	5	8	2967		0.025	0.0182		0.55	0.61	NO	4	33	86719	0.523	1.0	bb
50	102	N-EtFOSA-II	10.31	9	11	2967		0.048	0.0182		1.28	0.84	NO	4	33	86719	0.523	1.0	bd
51		N-EtFOSA-SUM		14		2967		0.073	0.0363						33	86719	0.523	1.0	
52	102	N-EtFOSA	10.41	5	8	2967		0.025	0.0182		0.53	0.61	NO	4	33	86719	0.523	1.0	bb
53	103	MeFOSAA-I				12393			0.0096		2.01				20	279181	0.523	1.0	
54	103	MeFOSAA-II				12393			0.0096		1.84				20	279181	0.523	1.0	
55	103	MeFOSAA-III				12393			0.0096		0.29				20	279181	0.523	1.0	
56		MeFOSAA-SUM		0		12393									20	279181	0.523	1.0	
57	103	MeFOSAA				12393			0.0096		1.87				20	279181	0.523	1.0	
58	104	EtFOSAA-I				10687			0.0109		1.24				19	263547	0.523	1.0	
59	104	EtFOSAA-II				10687			0.0109		0.34				19	263547	0.523	1.0	
60	104	EtFOSAA-III				10687			0.0109		0.63				19	263547	0.523	1.0	
61		EtFOSAA-SUM		0		10687									19	263547	0.523	1.0	
62	104	EtFOSAA				10687			0.0109		1.09				19	263547	0.523	1.0	
63	105	N-MeFOSE-I				228628			0.0426						527	6442513	0.523	1.0	
64	105	N-MeFOSE-II				228628			0.0426						527	6442513	0.523	1.0	
65	105	N-MeFOSE-III				228628			0.0426						527	6442513	0.523	1.0	
66		N-MeFOSE-SUM		0		228628									527	6442513	0.523	1.0	
67	105	N-MeFOSE				228628			0.0426						527	6442513	0.523	1.0	
68	106	N-EtFOSE-I	10.30	201		235357		0.137	0.0297					12	430	6975550	0.523	1.0	bb
69	106	N-EtFOSE-II				235357			0.0297						430	6975550	0.523	1.0	
70	106	N-EtFOSE-III				235357			0.0297						430	6975550	0.523	1.0	

PV by TCH, SV by BRA 14-Jan-22, Conc. & LOD unit = ng for Inst QC, ng/mL for SPM, ng/L for samples

Quantify Sample Report **MassLynx MassLynx V4.1 SCN909**
SGS Axys Analytical Services, Ltd.

Dataset: G:\Masslynx\Inst_L\PFAS\quanfile\FC2L_009-b.qld

Last Altered: Wednesday, January 12, 2022 10:02:34 Pacific Standard Time
Printed: Friday, January 14, 2022 10:10:28 Pacific Standard Time

ID: L36258-1,i,, Name: FC2L_009S22, Description: 1,WG79609,2/4000uL, Date: 11-Jan-2022, Time: 16:55:59

#	IS#	Name	RT	Area	Confirm. Ion Area	IS Area	Std. Conc	Conc.	LOD	%Rec	Ratio (Pr...	Ratio	Ratio Fail(Y...	S/N	Noi...	IS Height	Samp. size	F2	Fla...
71		N-EtFOSE-SUM		201		235357		0.137	0.0297						430	6975550	0.523	1.0	
72	106	N-EtFOSE	10.30	201		235357		0.137	0.0297					12	430	6975550	0.523	1.0	bb
73	107	HFPO-DA				41462			0.0065		2.87				39	1246689	0.523	1.0	
74	107	ADONA				41462			0.0009		1.08				33	1246689	0.523	1.0	
75	107	9Cl-PF3ONS				41462			0.0034		3.20				37	1246689	0.523	1.0	
76	107	11Cl-PF3OUdS				41462			0.0044		3.13				26	1246689	0.523	1.0	
77	85	3:3 FTCA	3.58	17	6	48179		0.168	0.0656		1.75	3.07	YES	8	49	1024250	0.523	1.0	bb
78	86	5:3 FTCA				25831			0.0104		1.20				23	731527	0.523	1.0	
79	86	7:3 FTCA				25831			0.1633		0.71				209	731527	0.523	1.0	
80	86	PFEESA				25831			0.0010		9.28				40	731527	0.523	1.0	
81	85	PFMPA	2.49	12		48179		0.005	0.0221					2	360	1024250	0.523	1.0	bb
82	85	PFMBA	4.37	2		48179		0.001	0.0034					3	73	1024250	0.523	1.0	bb
83	86	NFDHA	4.87	4	8	25831		0.072	0.0331		0.94	0.50	NO	9	18	731527	0.523	1.0	MM
84	108	13C4-PFBA	1.50	143194		67237	40.000	71.368	0.0056	93.2				374...	53	957030	0.523	1.0	bb
85	109	13C5-PFPeA	4.24	48179		39455	20.000	28.425	1.2896	74.3				44	23...	1265530	0.523	1.0	bb
86	109	13C5-PFHxA	4.93	25831	905	39455	10.000	17.914	0.0017	93.6	23.32	28.55	NO	272...	27	1265530	0.523	1.0	bb
87	110	13C4-PFHpA	5.36	30967		9969	10.000	17.924	0.0143	93.7				5877	144	174335	0.523	1.0	bb
88	110	13C8-PFOA	5.97	31412		9969	10.000	16.176	0.0027	84.5				178...	30	174335	0.523	1.0	bb
89	111	13C9-PFNA	6.82	16022		15488	5.000	8.628	0.0060	90.2				4415	63	262897	0.523	1.0	bb
90	112	13C6-PFDA	7.45	16254		17395	5.000	8.884	0.0069	92.9				3699	95	393468	0.523	1.0	db
91	112	13C7-PFUnA	7.81	16981		17395	5.000	8.553	0.0029	89.4				106...	43	393468	0.523	1.0	bb
92	112	13C2-PFDoA	8.07	13142		17395	5.000	7.689	0.0013	80.4				207...	17	393468	0.523	1.0	bb
93	112	13C2-PFTeDA	8.65	10305		17395	5.000	6.874	0.0058	71.8				3118	65	393468	0.523	1.0	db
94	113	13C3-PFBS	4.85	21635	7481	19297	10.030	17.253	0.0123	89.9	2.73	2.89	NO	6757	86	322642	0.523	1.0	bb
95	113	13C3-PFHxS	6.03	20176	8911	19297	10.015	17.637	0.0029	92.0	2.38	2.26	NO	187...	18	322642	0.523	1.0	bb
96	114	13C8-PFOS	7.53	18290	8471	20115	10.062	19.159	0.0025	99.5	2.33	2.16	NO	230...	17	430903	0.523	1.0	bb
97	115	13C2-4:2 FTS	4.81	30300	13863	22961	20.168	46.130	0.0280	119.5	1.62	2.19	NO	7167	125	466988	0.523	1.0	bb
98	115	13C2-6:2 FTS	5.73	20938	9259	22961	19.998	38.416	0.0026	100.4	1.88	2.26	NO	434...	10	466988	0.523	1.0	bb
99	115	13C2-8:2 FTS	7.26	29183	8715	22961	20.040	33.842	0.0058	88.3	3.76	3.35	NO	175...	34	466988	0.523	1.0	bb
1...	114	13C8-PFOSA	8.71	32925		20115	10.000	17.236	0.0088	90.1				4939	120	430903	0.523	1.0	bb
1...	114	D3-N-MeFOSA	10.12	2960		20115	10.000	10.115	0.0367	52.9				1096	77	430903	0.523	1.0	bd
1...	114	D5-N-EtFOSA	10.40	2967		20115	10.000	10.119	0.0262	52.9				1582	55	430903	0.523	1.0	bb
1...	115	D3-MeFOSAA	7.53	12393		22961	20.000	21.626	0.0131	56.5				5475	51	466988	0.523	1.0	bd
1...	115	D5-EtFOSAA	7.68	10687		22961	20.000	22.721	0.0116	59.4				7113	37	466988	0.523	1.0	db
1...	114	D7-N-MeFOSE	9.99	228628		20115	100.000	117.494	0.0397	61.4				116...	551	430903	0.523	1.0	bb

PV by TCH, SV by BRA 14-Jan-22, Conc. & LOD unit = ng for Inst QC, ng/mL for SPM, ng/L for samples

Quantify Sample Report **MassLynx MassLynx V4.1 SCN909**
SGS Axys Analytical Services, Ltd.

Dataset: G:\Masslynx\Inst_L\PFAS\quanfile\FC2L_009-b.qld

Last Altered: Wednesday, January 12, 2022 10:02:34 Pacific Standard Time
Printed: Friday, January 14, 2022 10:10:28 Pacific Standard Time

ID: L36258-1,i,, Name: FC2L_009S22, Description: 1,WG79609,2/4000uL, Date: 11-Jan-2022, Time: 16:55:59

#	IS#	Name	RT	Area	Confirm. Ion Area	IS Area	Std. Conc	Conc.	LOD	%Rec	Ratio (Pr...	Ratio	Ratio Fail(Y...	S/N	Noi...	IS Height	Samp. size	F2	Fla...
1...	114	D9-N-EtFOSE	10.28	235357		20115	100.000	93.506	0.0735	48.9				5282	1321	430903	0.523	1.0	dd
1...	109	13C3-HFPO-DA	5.08	41462	15985	39455	40.000	61.629	0.0137	80.5	2.64	2.59	NO	126...	98	1265530	0.523	1.0	bb
1...		13C3-PFBA	1.51	67237			20.000	26.134	0.0114	68.3				6877	139		0.523	1.0	bb
1...		13C2-PFHxA	4.93	39455	802		10.000	13.816	0.0009	72.2	35.50	49.21	NO	451...	28		0.523	1.0	bb
110		13C4-PFOA	5.97	9969			10.000	14.529	0.0035	75.9				124...	14		0.523	1.0	bb
111		13C5-PFNA	6.82	15488			5.000	6.406	0.0019	67.0				100...	26		0.523	1.0	bd
112		13C2-PFDA	7.45	17395			5.000	6.448	0.0033	67.4				5873	67		0.523	1.0	bb
113		18O2-PFHxS	6.03	19297			10.050	12.986	0.0022	67.5				177...	18		0.523	1.0	bb
114		13C4-PFOS	7.53	20115	9386		10.150	12.467	0.0011	64.2	2.17	2.14	NO	338...	13		0.523	1.0	bb
115		13C2-D4-6:2 F...	5.73	22961	8809		20.000	68.515	0.0043	179.0	2.50	2.61	NO	479...	10		0.523	1.0	bb

PV by TCH, SV by BRA 14-Jan-22, Conc. & LOD unit = ng for Inst QC, ng/mL for SPM, ng/L for samples

Quantify Sample Report **MassLynx MassLynx V4.1 SCN909**
SGS Axys Analytical Services, Ltd.

Dataset: G:\Masslynx\Inst_L\PFAS\quanfile\FC2L_008-b.qld

Last Altered: Tuesday, January 11, 2022 20:21:00 Pacific Standard Time
Printed: Thursday, January 13, 2022 13:33:04 Pacific Standard Time

ID: L36258-2,,, Name: FC2L_008S24, Description: 1,WG79609,2/4000uL, Date: 11-Jan-2022, Time: 02:15:20

PFBA

FC2L_008S24 Smooth(SG,3x1) F1:MRM of 3 channels,ES-
1,WG79609,2/4000uL L36258-2,, 212.763 > 168.903
1.895e+004

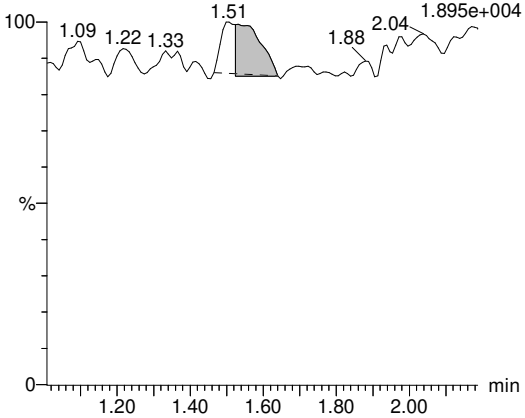

PFPeA

FC2L_008S24 Smooth(SG,3x1) F14:MRM of 8 channels,ES-
1,WG79609,2/4000uL L36258-2,, 262.951 > 218.996
1.211e+005

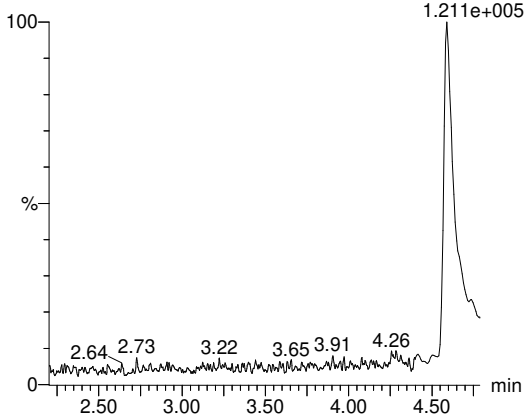

PFHxA

FC2L_008S24 Smooth(SG,3x1) F2:MRM of 24 channels,ES-
1,WG79609,2/4000uL L36258-2,, 313.012 > 269.017
6.603e+003

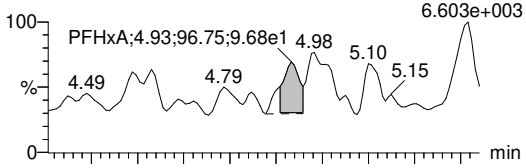

FC2L_008S24 Smooth(SG,3x1) F2:MRM of 24 channels,ES-
1,WG79609,2/4000uL L36258-2,, 313.012 > 118.918
1.521e+003

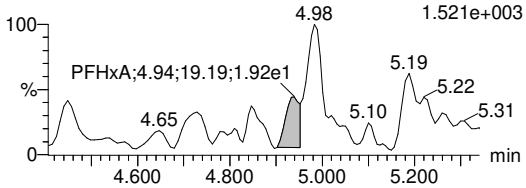

PFHpA

FC2L_008S24 Smooth(SG,3x1) F13:MRM of 7 channels,ES-
1,WG79609,2/4000uL L36258-2,, 363.073 > 319.025
4.260e+003

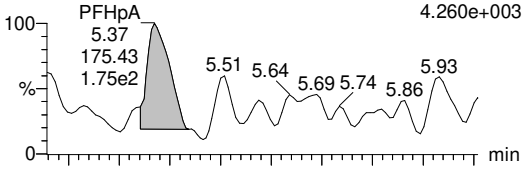

FC2L_008S24 Smooth(SG,3x1) F13:MRM of 7 channels,ES-
1,WG79609,2/4000uL L36258-2,, 363.073 > 168.962
1.045e+003

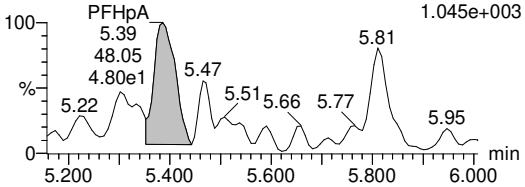

PFOA-I

FC2L_008S24 Smooth(SG,3x1) F3:MRM of 12 channels,ES-
1,WG79609,2/4000uL L36258-2,, 413.006 > 369.03
1.910e+004

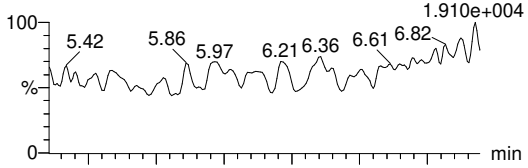

FC2L_008S24 Smooth(SG,3x1) F3:MRM of 12 channels,ES-
1,WG79609,2/4000uL L36258-2,, 413.006 > 168.963
2.123e+003

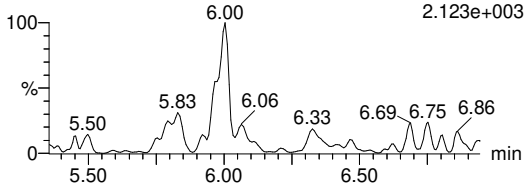

PFOA-II

FC2L_008S24 Smooth(SG,3x1) F3:MRM of 12 channels,ES-
1,WG79609,2/4000uL L36258-2,, 413.006 > 369.03
1.910e+004

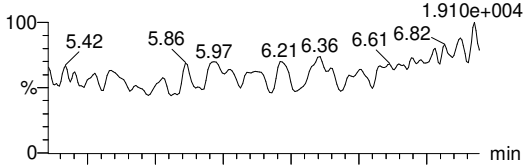

FC2L_008S24 Smooth(SG,3x1) F3:MRM of 12 channels,ES-
1,WG79609,2/4000uL L36258-2,, 413.006 > 168.963
2.123e+003

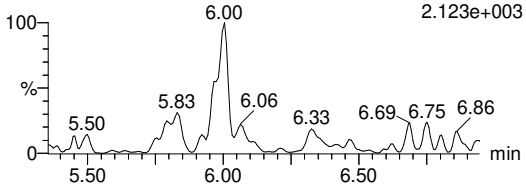

PV by TCH, SV by BRA 13-Jan-22, Conc. & LOD unit = ng for Inst QC, ng/mL for SPM, ng/L for samples

Quantify Sample Report **MassLynx MassLynx V4.1 SCN909**
SGS Axys Analytical Services, Ltd.

Dataset: G:\Masslynx\Inst_L\PFAS\quanfile\FC2L_008-b.qld

Last Altered: Tuesday, January 11, 2022 20:21:00 Pacific Standard Time
Printed: Thursday, January 13, 2022 13:33:04 Pacific Standard Time

ID: L36258-2,,, Name: FC2L_008S24, Description: 1,WG79609,2/4000uL, Date: 11-Jan-2022, Time: 02:15:20

PFOA-III

FC2L_008S24 Smooth(SG,3x1) F3:MRM of 12 channels,ES-
1,WG79609,2/4000uL L36258-2,, 413.006 > 369.03
1.910e+004

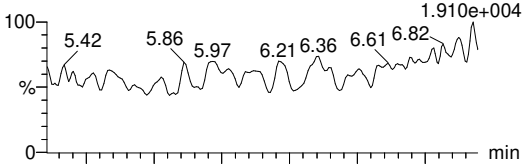

FC2L_008S24 Smooth(SG,3x1) F3:MRM of 12 channels,ES-
1,WG79609,2/4000uL L36258-2,, 413.006 > 168.963
2.123e+003

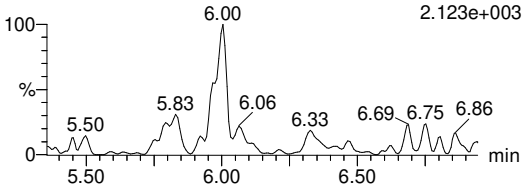

PFOA-IV

FC2L_008S24 Smooth(SG,3x1) F3:MRM of 12 channels,ES-
1,WG79609,2/4000uL L36258-2,, 413.006 > 369.03
1.910e+004

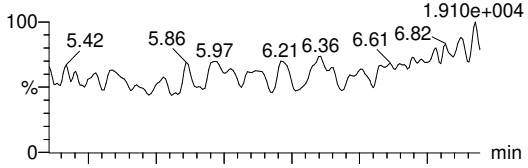

FC2L_008S24 Smooth(SG,3x1) F3:MRM of 12 channels,ES-
1,WG79609,2/4000uL L36258-2,, 413.006 > 168.963
2.123e+003

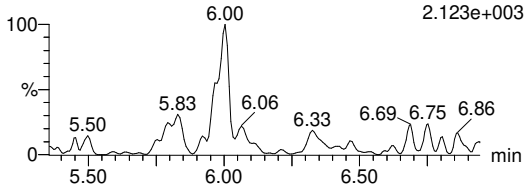

PFOA-SUM

FC2L_008S24 Smooth(SG,3x1) F3:MRM of 12 channels,ES-
1,WG79609,2/4000uL L36258-2,, 413.006 > 369.03
1.910e+004

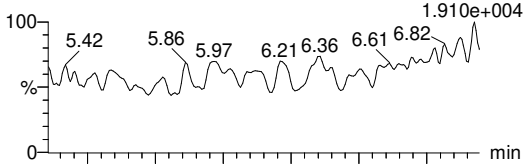

FC2L_008S24 Smooth(SG,3x1) F3:MRM of 12 channels,ES-
1,WG79609,2/4000uL L36258-2,, 413.006 > 168.963
2.123e+003

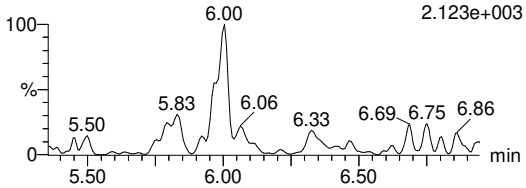

PFOA

FC2L_008S24 Smooth(SG,3x1) F3:MRM of 12 channels,ES-
1,WG79609,2/4000uL L36258-2,, 413.006 > 369.03
1.910e+004

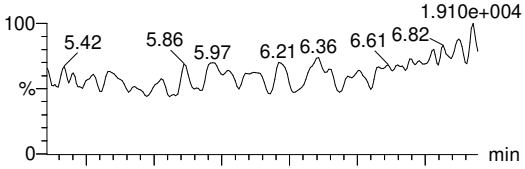

FC2L_008S24 Smooth(SG,3x1) F3:MRM of 12 channels,ES-
1,WG79609,2/4000uL L36258-2,, 413.006 > 168.963
2.123e+003

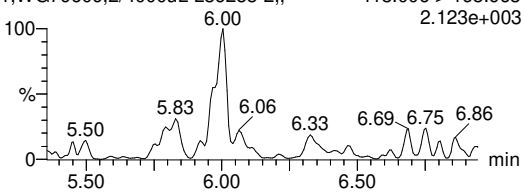

PFNA-I

FC2L_008S24 Smooth(SG,3x1) F4:MRM of 7 channels,ES-
1,WG79609,2/4000uL L36258-2,, 463.002 > 418.97
4.693e+003

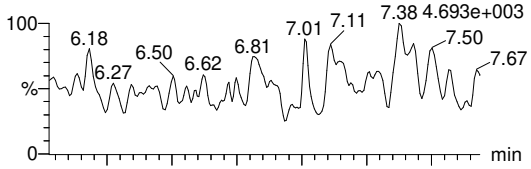

FC2L_008S24 Smooth(SG,3x1) F4:MRM of 7 channels,ES-
1,WG79609,2/4000uL L36258-2,, 463.002 > 218.968
1.444e+002

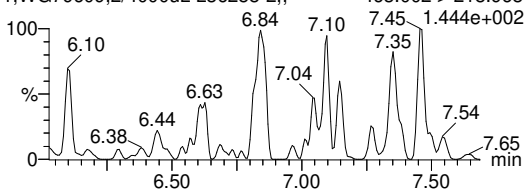

PFNA-II

FC2L_008S24 Smooth(SG,3x1) F4:MRM of 7 channels,ES-
1,WG79609,2/4000uL L36258-2,, 463.002 > 418.97
4.693e+003

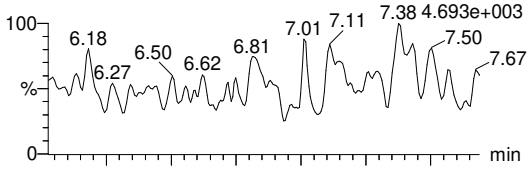

FC2L_008S24 Smooth(SG,3x1) F4:MRM of 7 channels,ES-
1,WG79609,2/4000uL L36258-2,, 463.002 > 218.968
1.444e+002

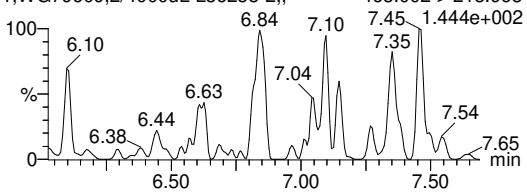

PV by TCH, SV by BRA 13-Jan-22, Conc. & LOD unit = ng for Inst QC, ng/mL for SPM, ng/L for samples

Quantify Sample Report **MassLynx MassLynx V4.1 SCN909**
SGS Axys Analytical Services, Ltd.

Dataset: G:\Masslynx\Inst_L\PFAS\quanfile\FC2L_008-b.qld

Last Altered: Tuesday, January 11, 2022 20:21:00 Pacific Standard Time
Printed: Thursday, January 13, 2022 13:33:04 Pacific Standard Time

ID: L36258-2,,, Name: FC2L_008S24, Description: 1,WG79609,2/4000uL, Date: 11-Jan-2022, Time: 02:15:20

PFNA-III

FC2L_008S24 Smooth(SG,3x1) F4:MRM of 7 channels,ES-
1,WG79609,2/4000uL L36258-2,, 463.002 > 418.97

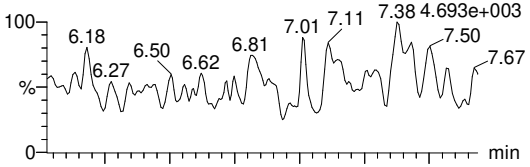

FC2L_008S24 Smooth(SG,3x1) F4:MRM of 7 channels,ES-
1,WG79609,2/4000uL L36258-2,, 463.002 > 218.968

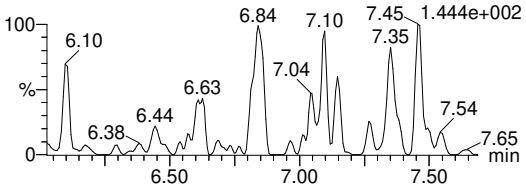

PFNA-SUM

FC2L_008S24 Smooth(SG,3x1) F4:MRM of 7 channels,ES-
1,WG79609,2/4000uL L36258-2,, 463.002 > 418.97

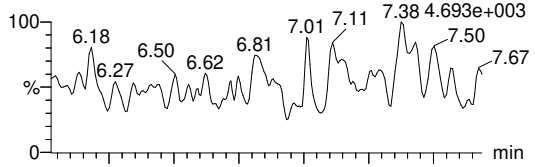

FC2L_008S24 Smooth(SG,3x1) F4:MRM of 7 channels,ES-
1,WG79609,2/4000uL L36258-2,, 463.002 > 218.968

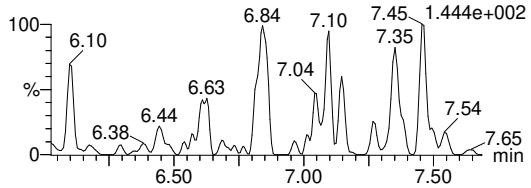

PFNA

FC2L_008S24 Smooth(SG,3x1) F4:MRM of 7 channels,ES-
1,WG79609,2/4000uL L36258-2,, 463.002 > 418.97

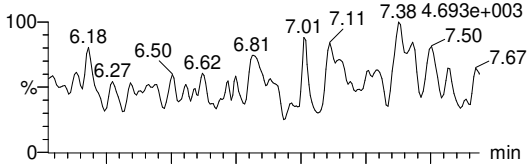

FC2L_008S24 Smooth(SG,3x1) F4:MRM of 7 channels,ES-
1,WG79609,2/4000uL L36258-2,, 463.002 > 218.968

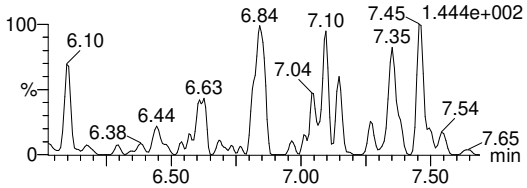

PFDA

FC2L_008S24 Smooth(SG,3x1) F5:MRM of 15 channels,ES-
1,WG79609,2/4000uL L36258-2,, 512.935 > 469.021

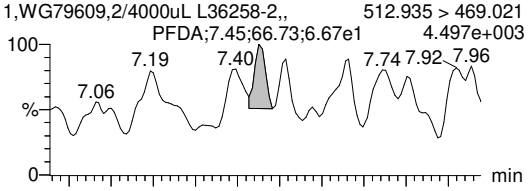

FC2L_008S24 Smooth(SG,3x1) F5:MRM of 15 channels,ES-
1,WG79609,2/4000uL L36258-2,, 512.935 > 218.972

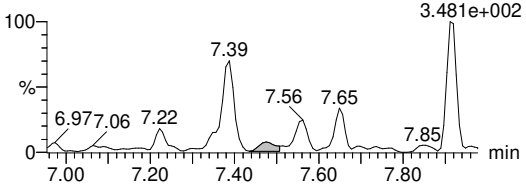

PFUnA

FC2L_008S24 Smooth(SG,3x1) F9:MRM of 5 channels,ES-
1,WG79609,2/4000uL L36258-2,, 563.124 > 519.003

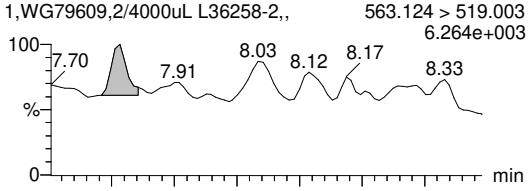

FC2L_008S24 Smooth(SG,3x1) F9:MRM of 5 channels,ES-
1,WG79609,2/4000uL L36258-2,, 563.124 > 269.051

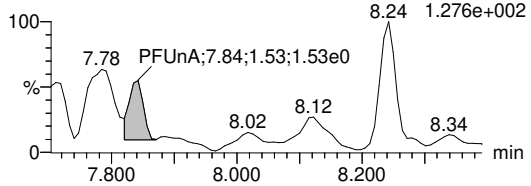

PFDoA

F11:MRM of 11 channels,ES-
613.057 > 569.045

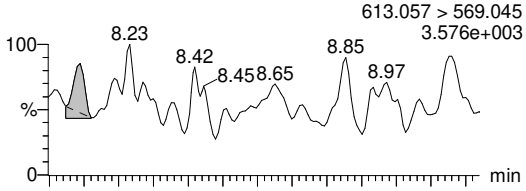

F11:MRM of 11 channels,ES-
613.057 > 318.996

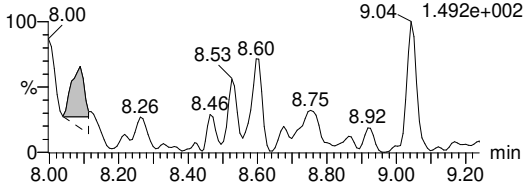

PV by TCH, SV by BRA 13-Jan-22, Conc. & LOD unit = ng for Inst QC, ng/mL for SPM, ng/L for samples

Quantify Sample Report **MassLynx MassLynx V4.1 SCN909**
SGS Axys Analytical Services, Ltd.

Dataset: G:\Masslynx\Inst_L\PFAS\quanfile\FC2L_008-b.qld

Last Altered: Tuesday, January 11, 2022 20:21:00 Pacific Standard Time
Printed: Thursday, January 13, 2022 13:33:04 Pacific Standard Time

ID: L36258-2,,, Name: FC2L_008S24, Description: 1,WG79609,2/4000uL, Date: 11-Jan-2022, Time: 02:15:20

PFTrDA

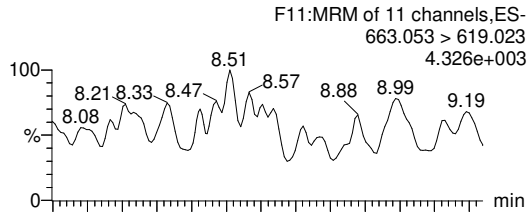

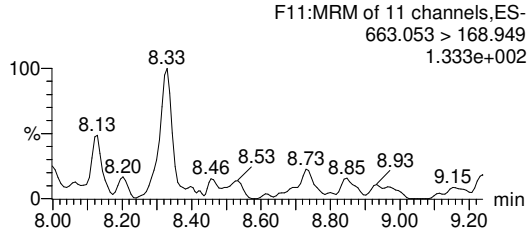

PFTeDA

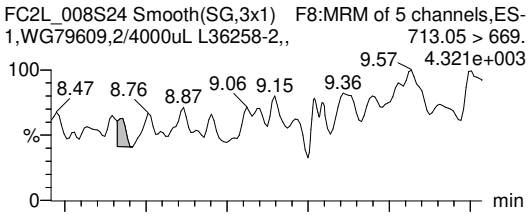

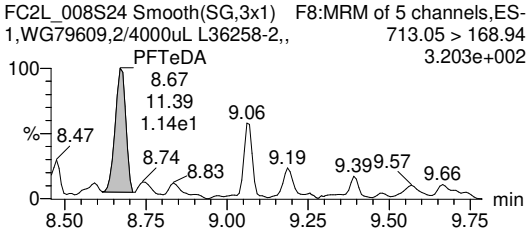

PFBS

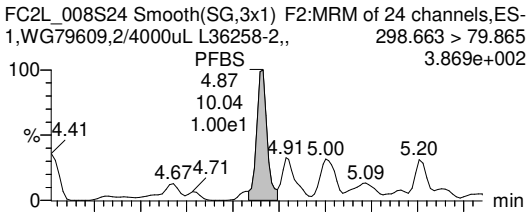

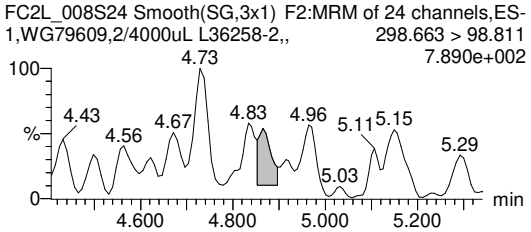

PFPeS

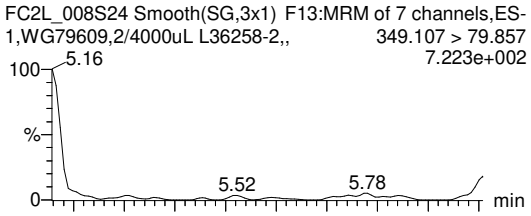

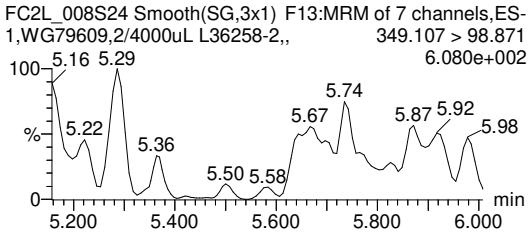

PFHxS-I

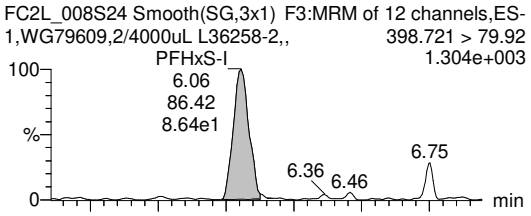

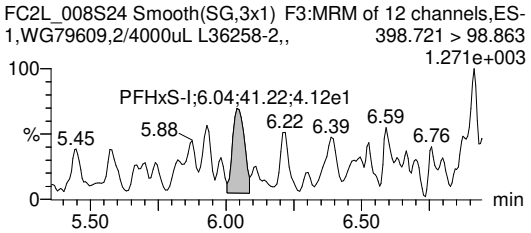

PFHxS-II

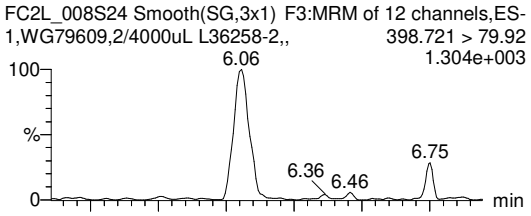

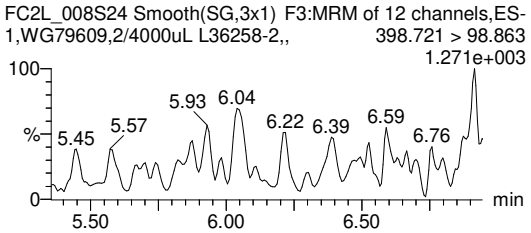

PV by TCH, SV by BRA 13-Jan-22, Conc. & LOD unit = ng for Inst QC, ng/mL for SPM, ng/L for samples

Quantify Sample Report **MassLynx MassLynx V4.1 SCN909**
SGS Axys Analytical Services, Ltd.

Dataset: G:\Masslynx\Inst_L\PFAS\quanfile\FC2L_008-b.qld

Last Altered: Tuesday, January 11, 2022 20:21:00 Pacific Standard Time
Printed: Thursday, January 13, 2022 13:33:04 Pacific Standard Time

ID: L36258-2,,, Name: FC2L_008S24, Description: 1,WG79609,2/4000uL, Date: 11-Jan-2022, Time: 02:15:20

PFHxS-III

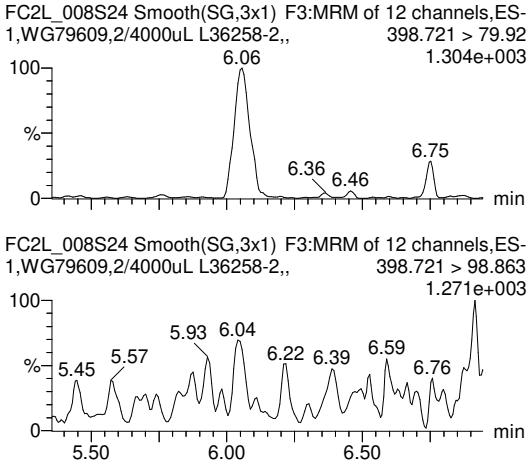

PFHxS-SUM

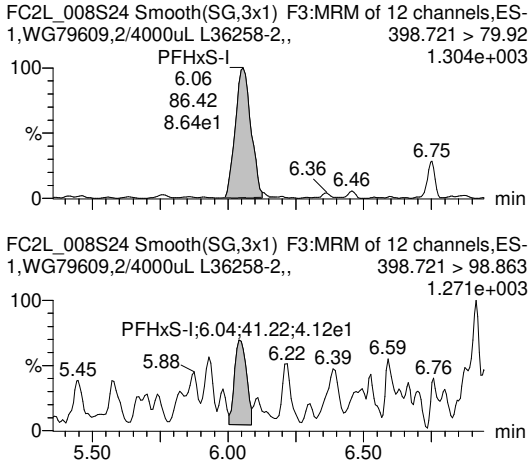

PFHxS

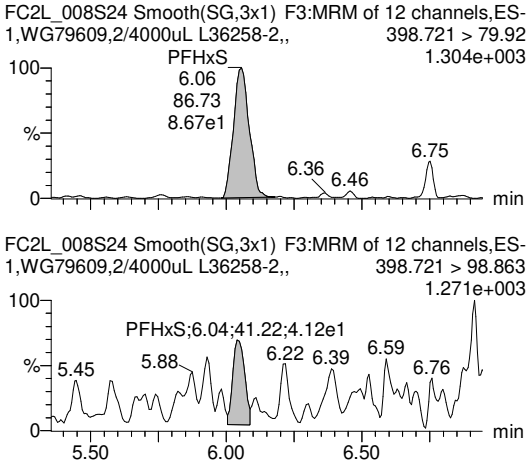

PFHpS

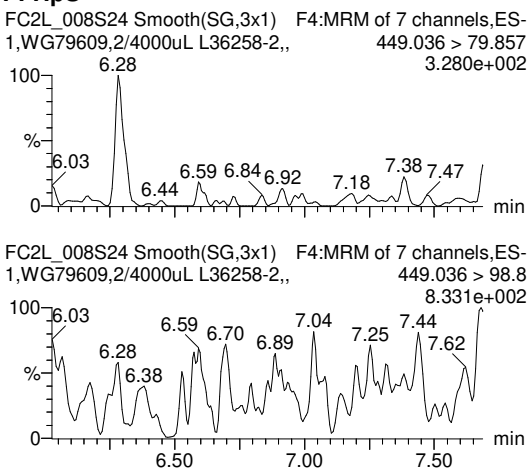

PFOS-I

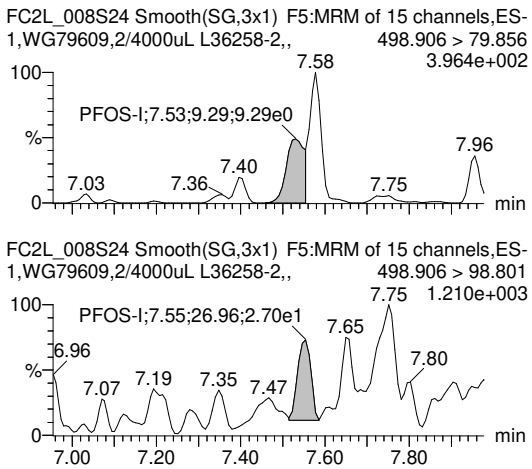

PFOS-II

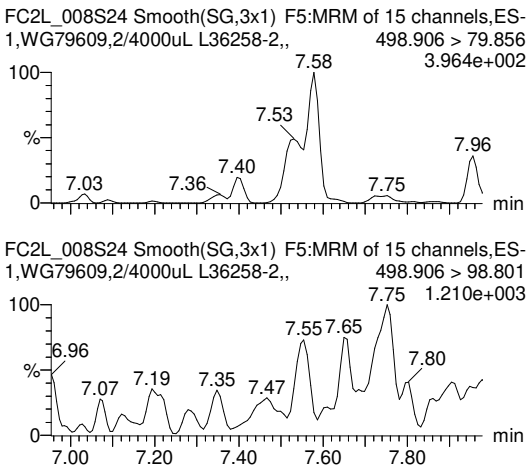

PV by TCH, SV by BRA 13-Jan-22, Conc. & LOD unit = ng for Inst QC, ng/mL for SPM, ng/L for samples

Quantify Sample Report **MassLynx MassLynx V4.1 SCN909**
SGS Axys Analytical Services, Ltd.

Dataset: G:\Masslynx\Inst_L\PFAS\quanfile\FC2L_008-b.qld

Last Altered: Tuesday, January 11, 2022 20:21:00 Pacific Standard Time
Printed: Thursday, January 13, 2022 13:33:04 Pacific Standard Time

ID: L36258-2,,, Name: FC2L_008S24, Description: 1,WG79609,2/4000uL, Date: 11-Jan-2022, Time: 02:15:20

PFOS-III

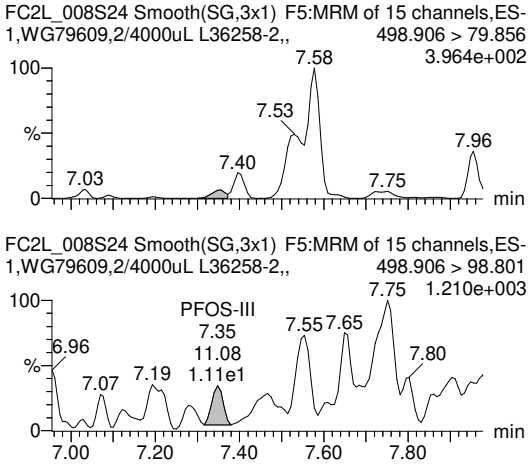

PFOS-IV

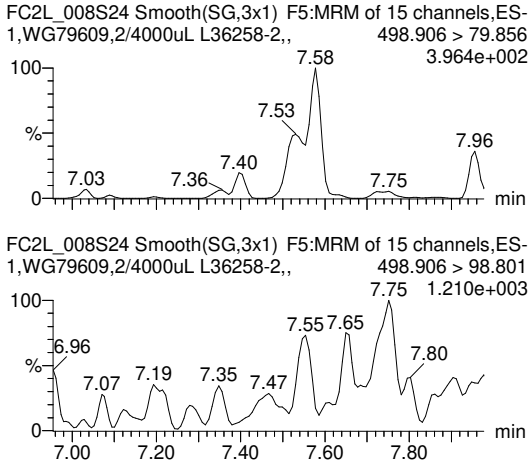

PFOS-SUM

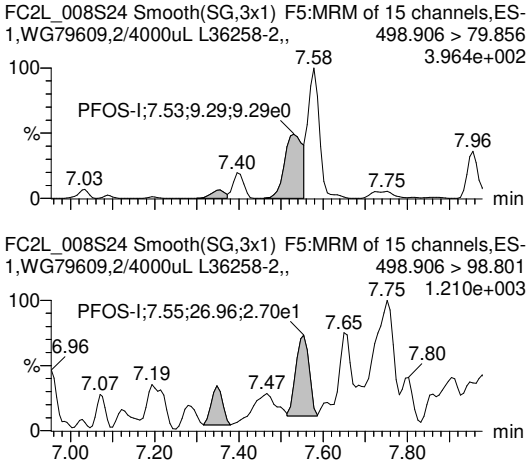

PFOS

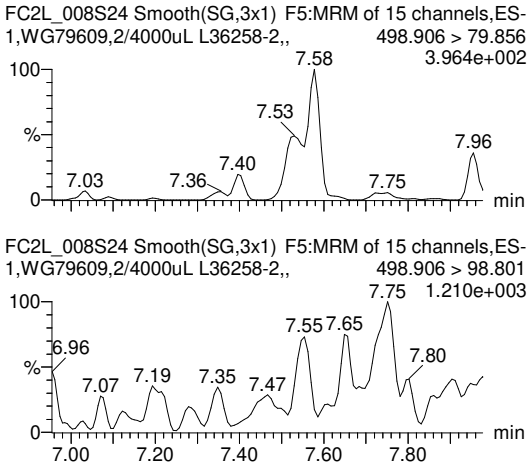

PFNS

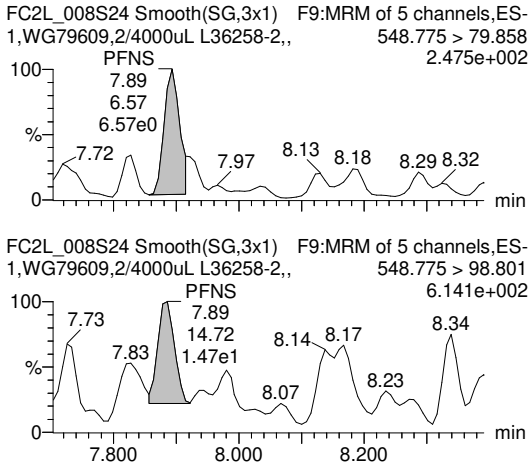

PFDS

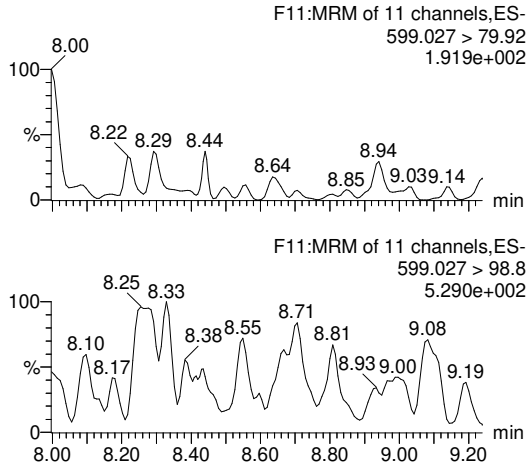

PV by TCH, SV by BRA 13-Jan-22, Conc. & LOD unit = ng for Inst QC, ng/mL for SPM, ng/L for samples

Quantify Sample Report **MassLynx MassLynx V4.1 SCN909**
SGS Axys Analytical Services, Ltd.

Dataset: G:\Masslynx\Inst_L\PFAS\quanfile\FC2L_008-b.qld

Last Altered: Tuesday, January 11, 2022 20:21:00 Pacific Standard Time
Printed: Thursday, January 13, 2022 13:33:04 Pacific Standard Time

ID: L36258-2,,, Name: FC2L_008S24, Description: 1,WG79609,2/4000uL, Date: 11-Jan-2022, Time: 02:15:20

PFDoS

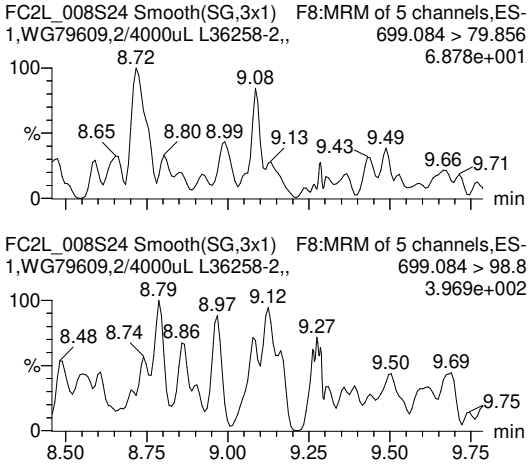

4:2 FTS

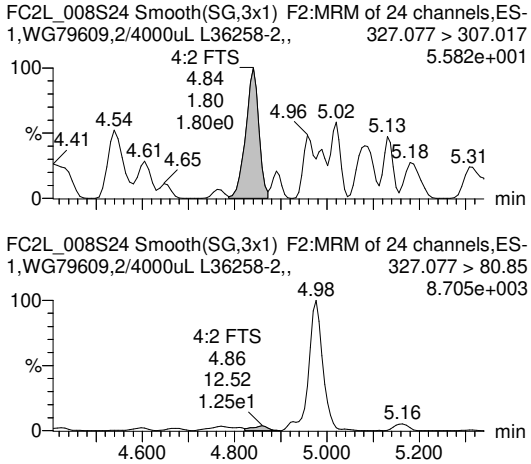

6:2 FTS

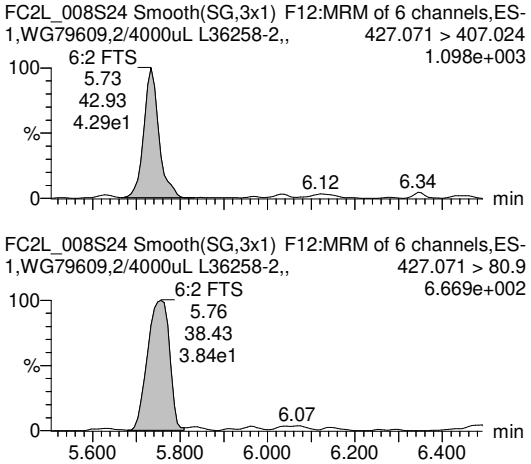

8:2 FTS

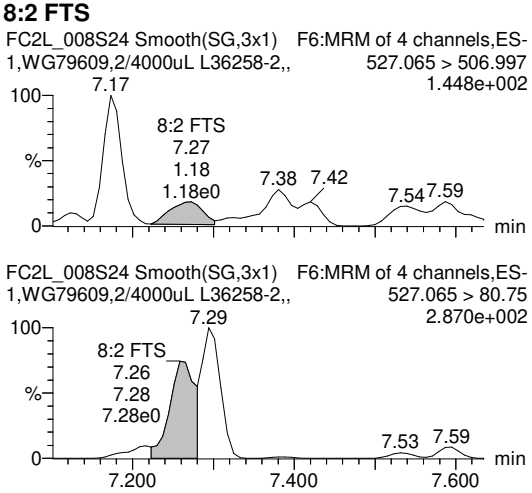

PFOSA-I

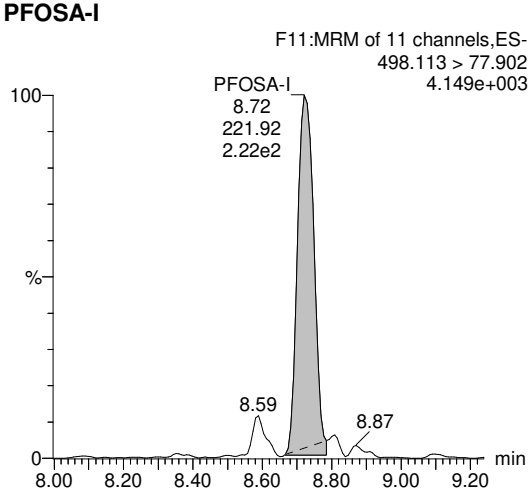

PFOSA-II

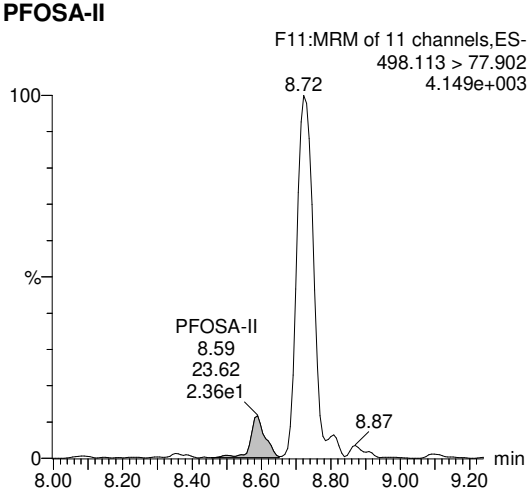

PV by TCH, SV by BRA 13-Jan-22, Conc. & LOD unit = ng for Inst QC, ng/mL for SPM, ng/L for samples

Quantify Sample Report **MassLynx MassLynx V4.1 SCN909**
SGS Axys Analytical Services, Ltd.

Dataset: G:\Masslynx\Inst_L\PFAS\quanfile\FC2L_008-b.qld

Last Altered: Tuesday, January 11, 2022 20:21:00 Pacific Standard Time
Printed: Thursday, January 13, 2022 13:33:04 Pacific Standard Time

ID: L36258-2,,, Name: FC2L_008S24, Description: 1,WG79609,2/4000uL, Date: 11-Jan-2022, Time: 02:15:20

PFOSA-SUM

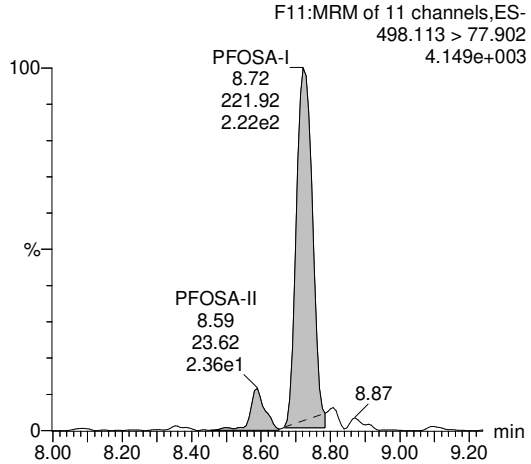

PFOSA

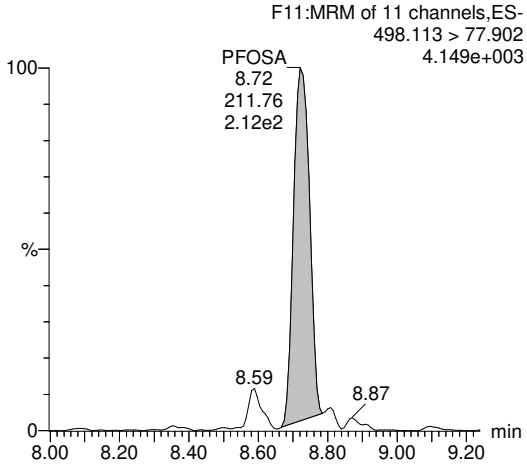

N-MeFOSA-I

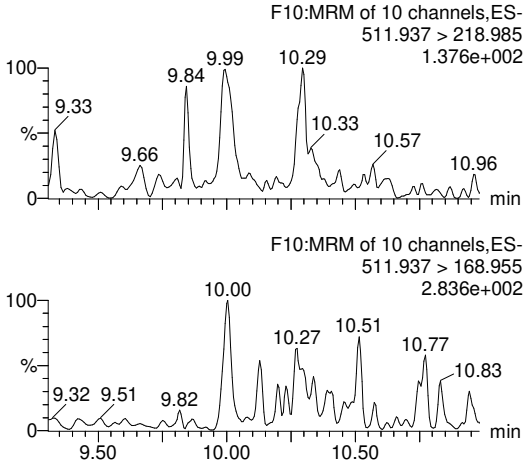

N-MeFOSA-II

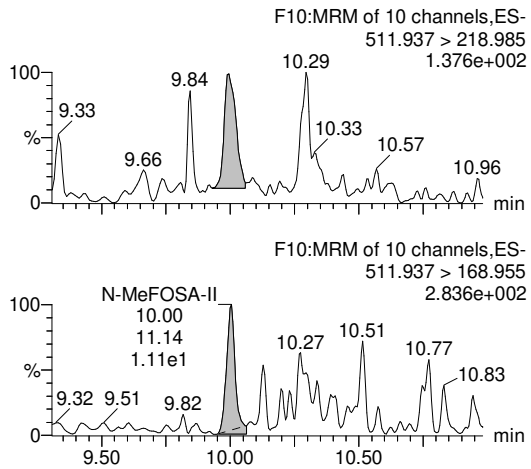

N-MeFOSA-SUM

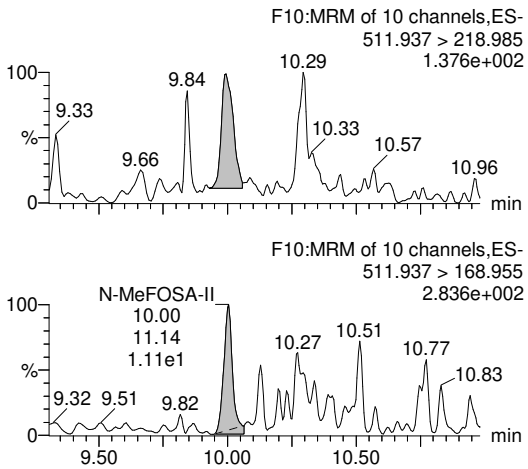

N-MeFOSA

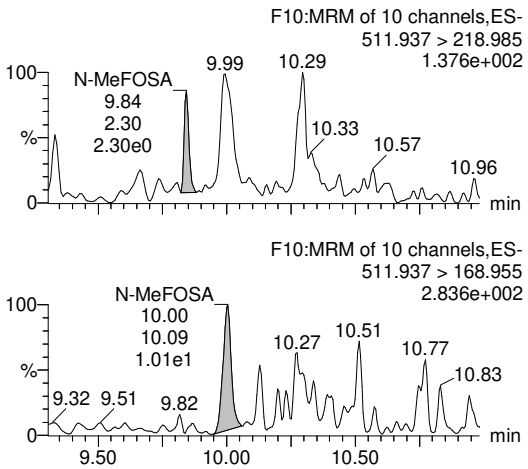

PV by TCH, SV by BRA 13-Jan-22, Conc. & LOD unit = ng for Inst QC, ng/mL for SPM, ng/L for samples

Quantify Sample Report **MassLynx MassLynx V4.1 SCN909**
SGS Axys Analytical Services, Ltd.

Dataset: G:\Masslynx\Inst_L\PFAS\quanfile\FC2L_008-b.qld

Last Altered: Tuesday, January 11, 2022 20:21:00 Pacific Standard Time
Printed: Thursday, January 13, 2022 13:33:04 Pacific Standard Time

ID: L36258-2,,, Name: FC2L_008S24, Description: 1,WG79609,2/4000uL, Date: 11-Jan-2022, Time: 02:15:20

N-EtFOSA-I

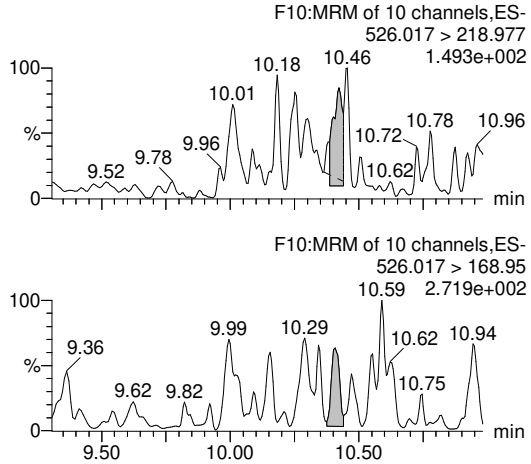

N-EtFOSA-II

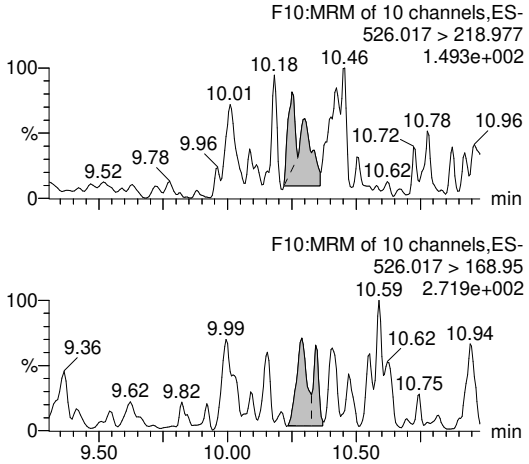

N-EtFOSA-SUM

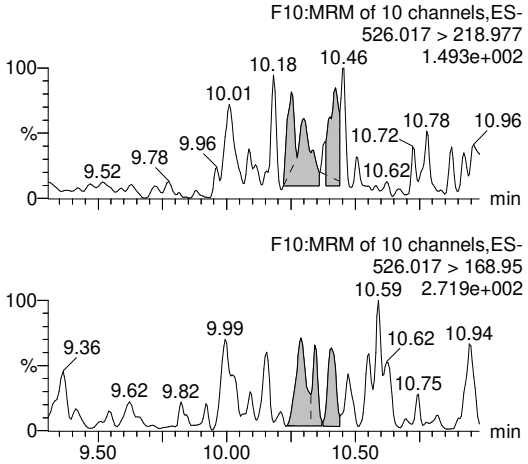

N-EtFOSA

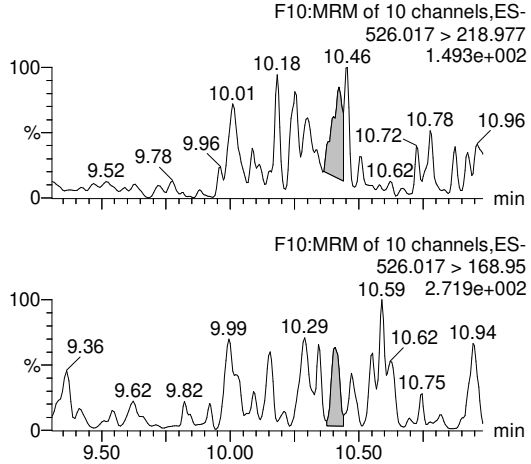

MeFOSAA-I

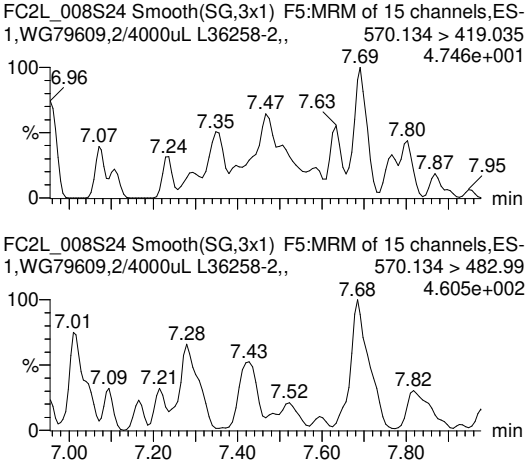

MeFOSAA-II

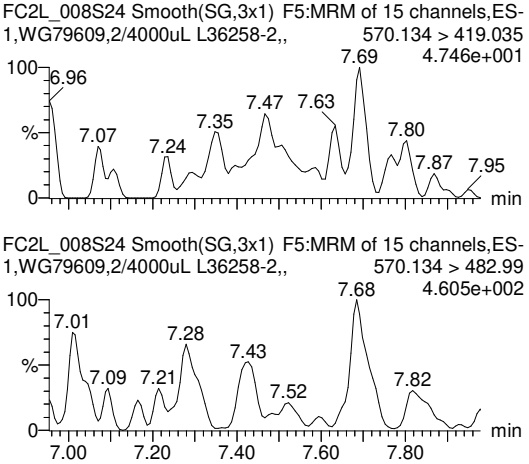

PV by TCH, SV by BRA 13-Jan-22, Conc. & LOD unit = ng for Inst QC, ng/mL for SPM, ng/L for samples

Quantify Sample Report **MassLynx MassLynx V4.1 SCN909**
SGS Axys Analytical Services, Ltd.

Dataset: G:\Masslynx\Inst_L\PFAS\quanfile\FC2L_008-b.qld

Last Altered: Tuesday, January 11, 2022 20:21:00 Pacific Standard Time
Printed: Thursday, January 13, 2022 13:33:04 Pacific Standard Time

ID: L36258-2,,, Name: FC2L_008S24, Description: 1,WG79609,2/4000uL, Date: 11-Jan-2022, Time: 02:15:20

MeFOSAA-III

FC2L_008S24 Smooth(SG,3x1) F5:MRM of 15 channels,ES-
1,WG79609,2/4000uL L36258-2,, 570.134 > 419.035
4.746e+001

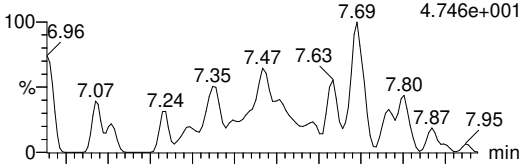

FC2L_008S24 Smooth(SG,3x1) F5:MRM of 15 channels,ES-
1,WG79609,2/4000uL L36258-2,, 570.134 > 482.99
4.605e+002

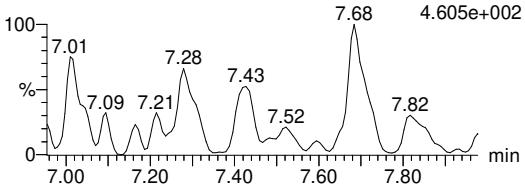

MeFOSAA-SUM

FC2L_008S24 Smooth(SG,3x1) F5:MRM of 15 channels,ES-
1,WG79609,2/4000uL L36258-2,, 570.134 > 419.035
4.746e+001

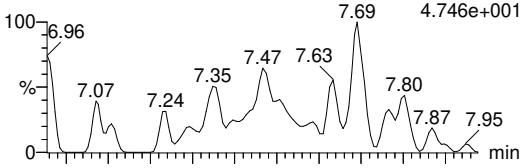

FC2L_008S24 Smooth(SG,3x1) F5:MRM of 15 channels,ES-
1,WG79609,2/4000uL L36258-2,, 570.134 > 482.99
4.605e+002

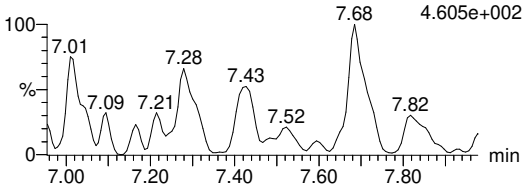

MeFOSAA

FC2L_008S24 Smooth(SG,3x1) F5:MRM of 15 channels,ES-
1,WG79609,2/4000uL L36258-2,, 570.134 > 419.035
4.746e+001

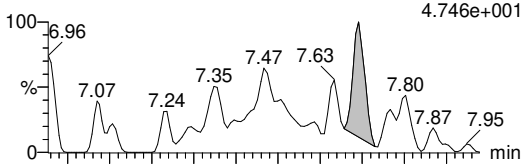

FC2L_008S24 Smooth(SG,3x1) F5:MRM of 15 channels,ES-
1,WG79609,2/4000uL L36258-2,, 570.134 > 482.99
4.605e+002

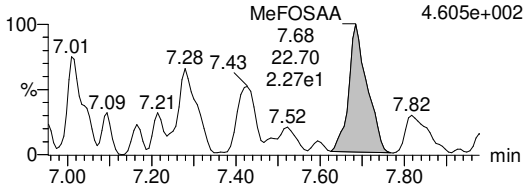

EtFOSAA-I

FC2L_008S24 Smooth(SG,3x1) F7:MRM of 3 channels,ES-
1,WG79609,2/4000uL L36258-2,, 584.15 > 419.062
5.107e+001

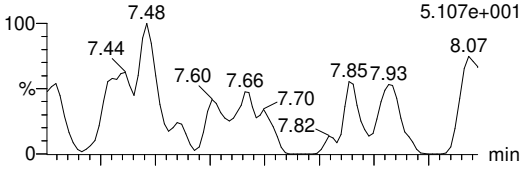

FC2L_008S24 Smooth(SG,3x1) F7:MRM of 3 channels,ES-
1,WG79609,2/4000uL L36258-2,, 584.15 > 526.045
4.043e+001

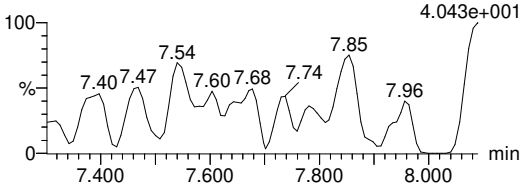

EtFOSAA-II

FC2L_008S24 Smooth(SG,3x1) F7:MRM of 3 channels,ES-
1,WG79609,2/4000uL L36258-2,, 584.15 > 419.062
5.107e+001

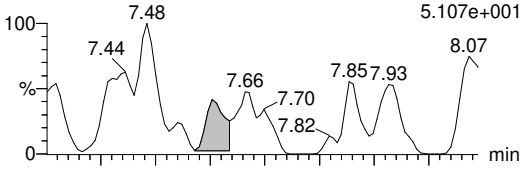

FC2L_008S24 Smooth(SG,3x1) F7:MRM of 3 channels,ES-
1,WG79609,2/4000uL L36258-2,, 584.15 > 526.045
4.043e+001

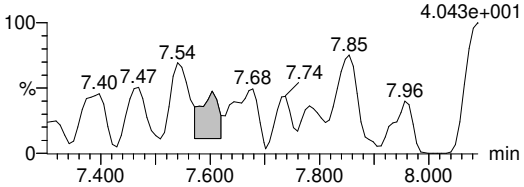

EtFOSAA-III

FC2L_008S24 Smooth(SG,3x1) F7:MRM of 3 channels,ES-
1,WG79609,2/4000uL L36258-2,, 584.15 > 419.062
5.107e+001

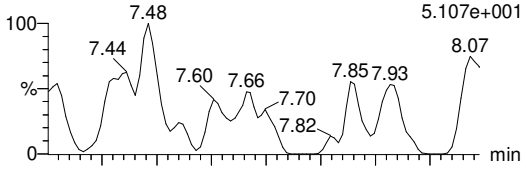

FC2L_008S24 Smooth(SG,3x1) F7:MRM of 3 channels,ES-
1,WG79609,2/4000uL L36258-2,, 584.15 > 526.045
4.043e+001

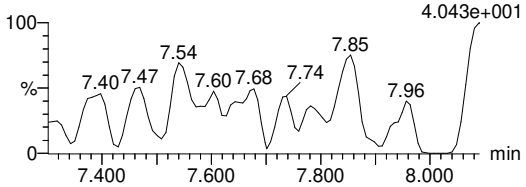

PV by TCH, SV by BRA 13-Jan-22, Conc. & LOD unit = ng for Inst QC, ng/mL for SPM, ng/L for samples

Quantify Sample Report **MassLynx MassLynx V4.1 SCN909**
SGS Axys Analytical Services, Ltd.

Dataset: G:\Masslynx\Inst_L\PFAS\quanfile\FC2L_008-b.qld

Last Altered: Tuesday, January 11, 2022 20:21:00 Pacific Standard Time
Printed: Thursday, January 13, 2022 13:33:04 Pacific Standard Time

ID: L36258-2,,, Name: FC2L_008S24, Description: 1,WG79609,2/4000uL, Date: 11-Jan-2022, Time: 02:15:20

EtFOSAA-SUM

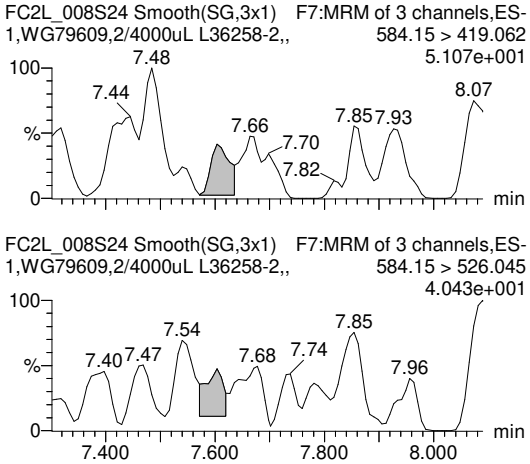

EtFOSAA

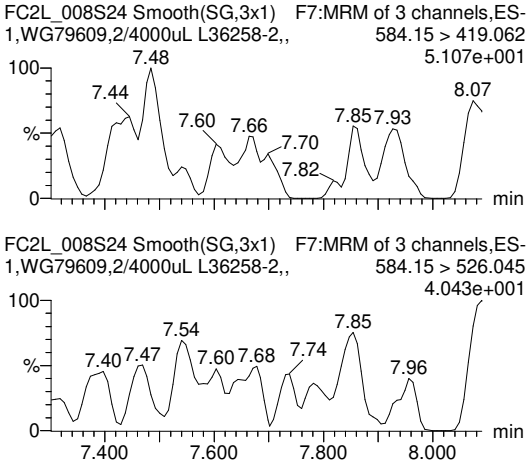

N-MeFOSE-I

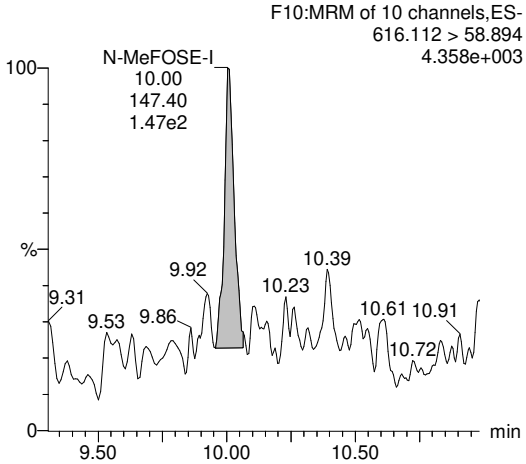

N-MeFOSE-II

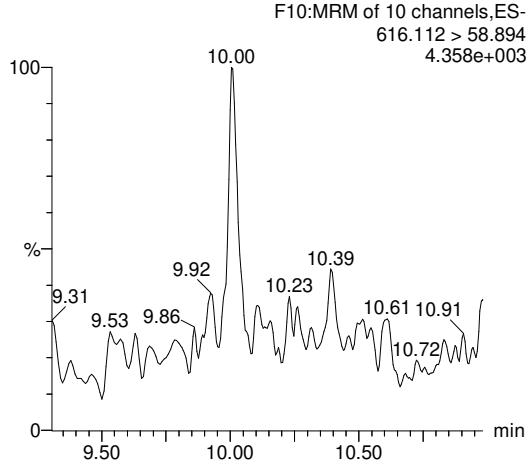

N-MeFOSE-III

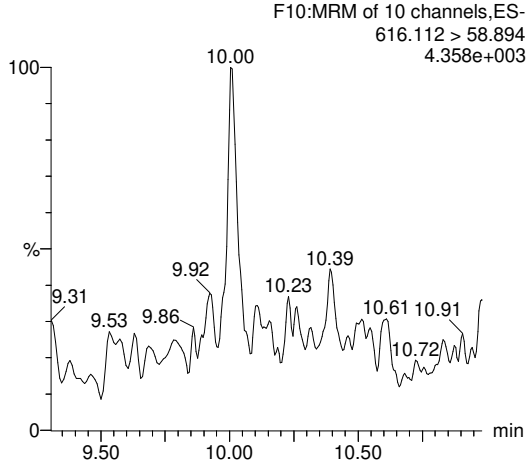

N-MeFOSE-SUM

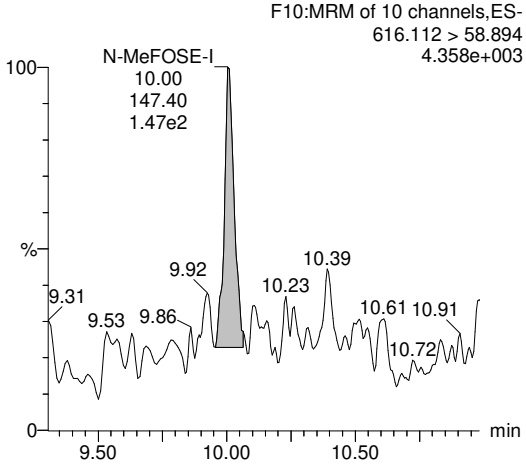

PV by TCH, SV by BRA 13-Jan-22, Conc. & LOD unit = ng for Inst QC, ng/mL for SPM, ng/L for samples

Quantify Sample Report **MassLynx MassLynx V4.1 SCN909**
SGS Axys Analytical Services, Ltd.

Dataset: G:\Masslynx\Inst_L\PFAS\quanfile\FC2L_008-b.qld

Last Altered: Tuesday, January 11, 2022 20:21:00 Pacific Standard Time
Printed: Thursday, January 13, 2022 13:33:04 Pacific Standard Time

ID: L36258-2,,, Name: FC2L_008S24, Description: 1,WG79609,2/4000uL, Date: 11-Jan-2022, Time: 02:15:20

N-MeFOSE

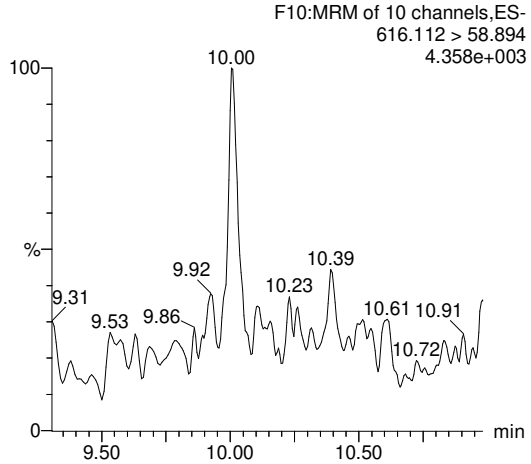

N-EtFOSE-I

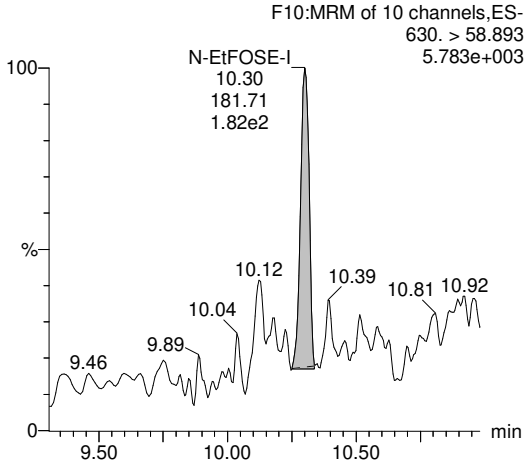

N-EtFOSE-II

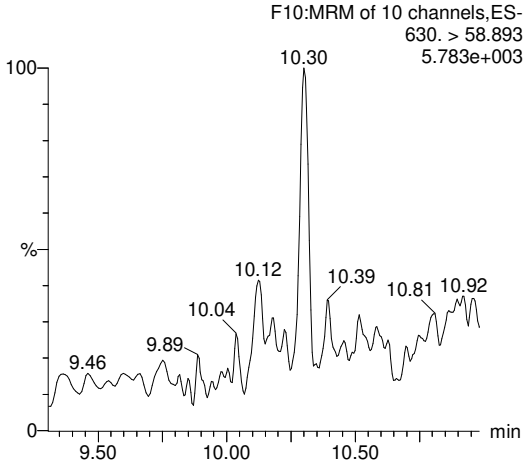

N-EtFOSE-III

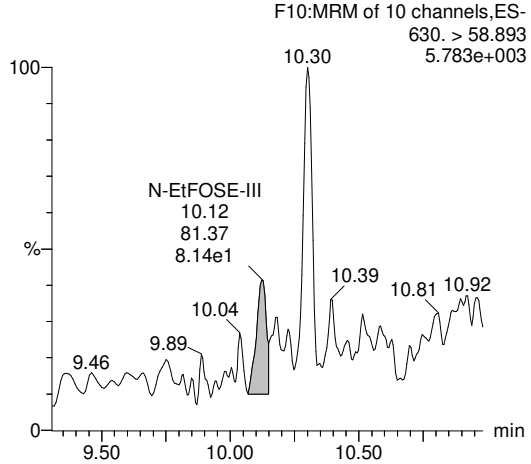

N-EtFOSE-SUM

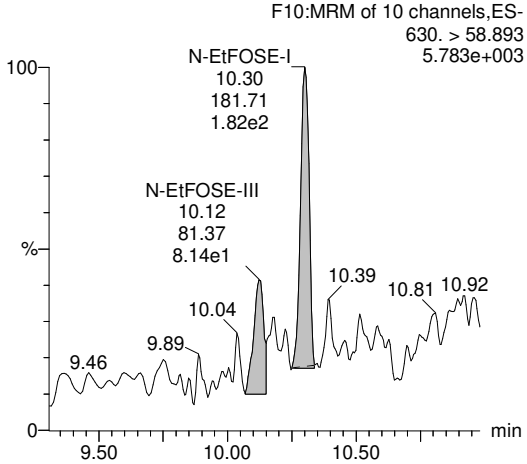

N-EtFOSE

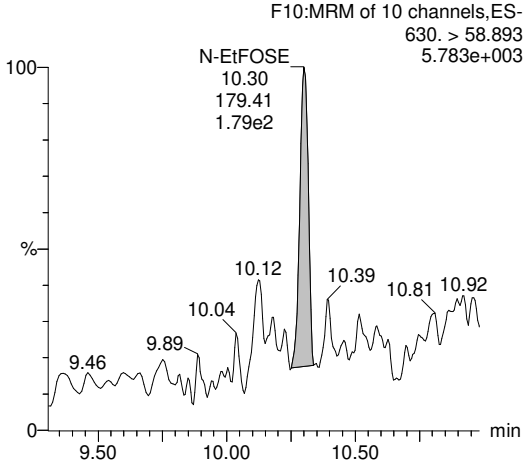

PV by TCH, SV by BRA 13-Jan-22, Conc. & LOD unit = ng for Inst QC, ng/mL for SPM, ng/L for samples

Quantify Sample Report **MassLynx MassLynx V4.1 SCN909**
SGS Axys Analytical Services, Ltd.

Dataset: G:\Masslynx\Inst_L\PFAS\quanfile\FC2L_008-b.qld

Last Altered: Tuesday, January 11, 2022 20:21:00 Pacific Standard Time
Printed: Thursday, January 13, 2022 13:33:04 Pacific Standard Time

ID: L36258-2,,, Name: FC2L_008S24, Description: 1,WG79609,2/4000uL, Date: 11-Jan-2022, Time: 02:15:20

HFPO-DA

FC2L_008S24 Smooth(SG,3x1) F2:MRM of 24 channels,ES-
1,WG79609,2/4000uL L36258-2,, 284.8894 > 168.9079
3.428e+002

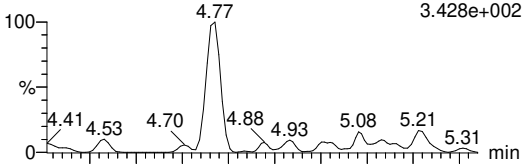

FC2L_008S24 Smooth(SG,3x1) F2:MRM of 24 channels,ES-
1,WG79609,2/4000uL L36258-2,, 284.8894 > 184.9131
8.475e+002

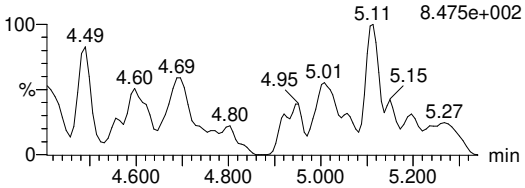

ADONA

FC2L_008S24 Smooth(SG,3x1) F13:MRM of 7 channels,ES-
1,WG79609,2/4000uL L36258-2,, 376.88 > 250.937
6.277e+001

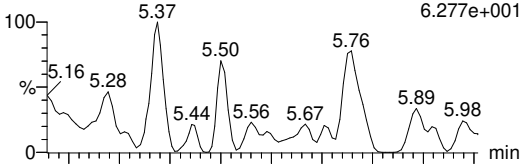

FC2L_008S24 Smooth(SG,3x1) F13:MRM of 7 channels,ES-
1,WG79609,2/4000uL L36258-2,, 376.88 > 84.832
5.722e+002

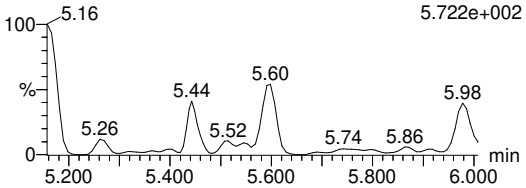

9Cl-PF3ONS

FC2L_008S24 Smooth(SG,3x1) F5:MRM of 15 channels,ES-
1,WG79609,2/4000uL L36258-2,, 530.807 > 350.967
3.516e+002

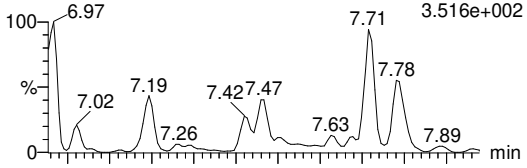

FC2L_008S24 Smooth(SG,3x1) F5:MRM of 15 channels,ES-
1,WG79609,2/4000uL L36258-2,, 532.804 > 352.947
7.194e+002

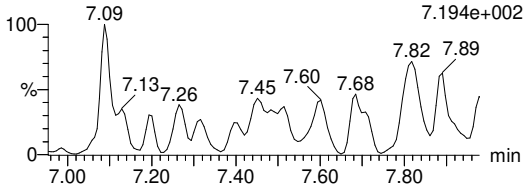

11Cl-PF3OUdS

F11:MRM of 11 channels,ES-
630.865 > 450.902
2.785e+002

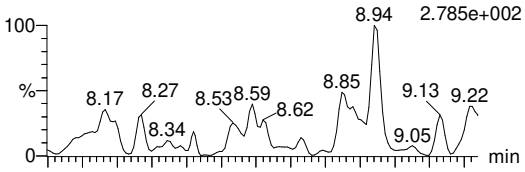

F11:MRM of 11 channels,ES-
632.868 > 452.91
3.703e+002

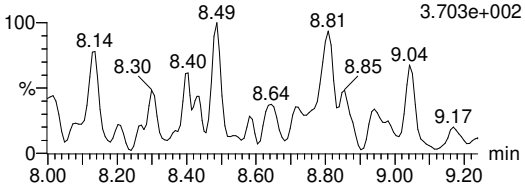

3:3 FTCA

FC2L_008S24 Smooth(SG,3x1) F14:MRM of 8 channels,ES-
1,WG79609,2/4000uL L36258-2,, 241 > 177
6.251e+002

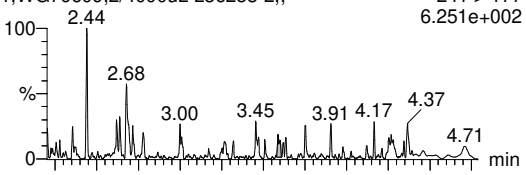

FC2L_008S24 Smooth(SG,3x1) F14:MRM of 8 channels,ES-
1,WG79609,2/4000uL L36258-2,, 241 > 117
2.292e+003

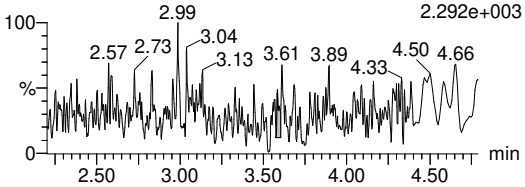

5:3 FTCA

FC2L_008S24 Smooth(SG,3x1) F2:MRM of 24 channels,ES-
1,WG79609,2/4000uL L36258-2,, 341 > 237.1
1.074e+003

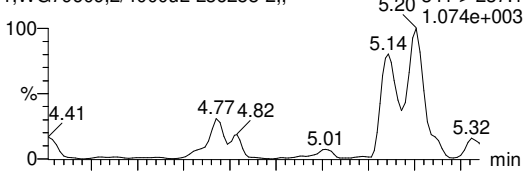

FC2L_008S24 Smooth(SG,3x1) F2:MRM of 24 channels,ES-
1,WG79609,2/4000uL L36258-2,, 341 > 217
7.537e+003

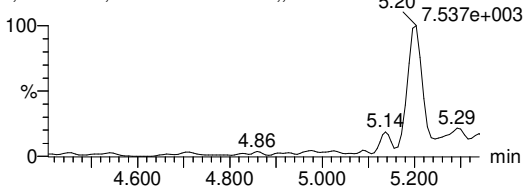

PV by TCH, SV by BRA 13-Jan-22, Conc. & LOD unit = ng for Inst QC, ng/mL for SPM, ng/L for samples

Quantify Sample Report **MassLynx MassLynx V4.1 SCN909**
SGS Axys Analytical Services, Ltd.

Dataset: G:\Masslynx\Inst_L\PFAS\quanfile\FC2L_008-b.qld

Last Altered: Tuesday, January 11, 2022 20:21:00 Pacific Standard Time
Printed: Thursday, January 13, 2022 13:33:04 Pacific Standard Time

ID: L36258-2,,, Name: FC2L_008S24, Description: 1,WG79609,2/4000uL, Date: 11-Jan-2022, Time: 02:15:20

7:3 FTCA

FC2L_008S24 Smooth(SG,3x1) F3:MRM of 12 channels,ES-
1,WG79609,2/4000uL L36258-2,, 441 > 316.9
2.937e+003

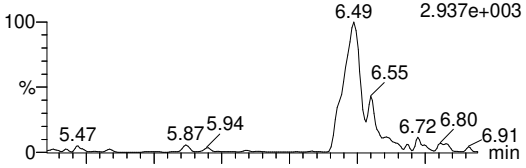

FC2L_008S24 Smooth(SG,3x1) F3:MRM of 12 channels,ES-
1,WG79609,2/4000uL L36258-2,, 441 > 336.9
4.822e+003

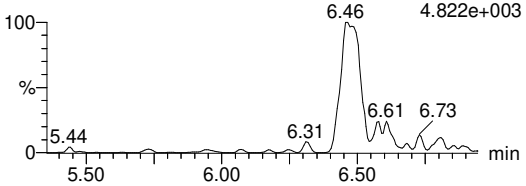

PFEESA

FC2L_008S24 Smooth(SG,3x1) F2:MRM of 24 channels,ES-
1,WG79609,2/4000uL L36258-2,, 314.8 > 134.9
2.135e+002

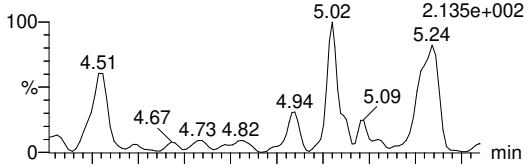

FC2L_008S24 Smooth(SG,3x1) F2:MRM of 24 channels,ES-
1,WG79609,2/4000uL L36258-2,, 314.8 > 82.9
1.985e+003

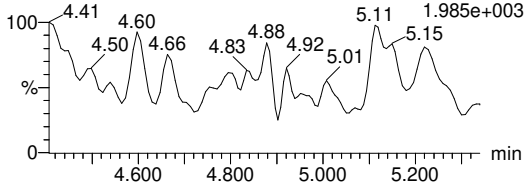

PFMPA

FC2L_008S24 Smooth(SG,5x1) F14:MRM of 8 channels,ES-
1,WG79609,2/4000uL L36258-2,, 229.013 > 84.9
2.372e+003

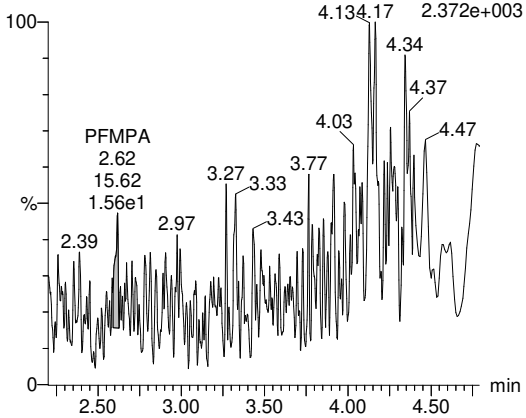

PFMBA

FC2L_008S24 Smooth(SG,3x1) F14:MRM of 8 channels,ES-
1,WG79609,2/4000uL L36258-2,, 279 > 85.1
5.387e+002

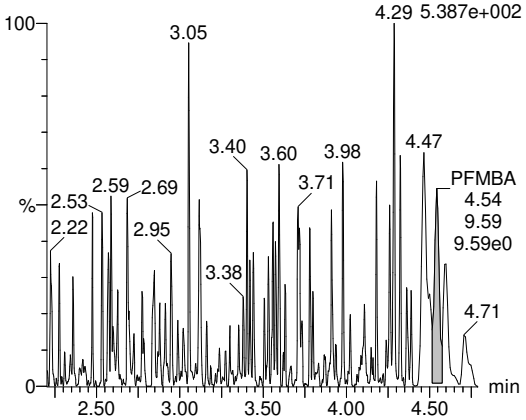

NFDHA

FC2L_008S24 Smooth(SG,3x1) F2:MRM of 24 channels,ES-
1,WG79609,2/4000uL L36258-2,, 295 > 201
4.425e+001

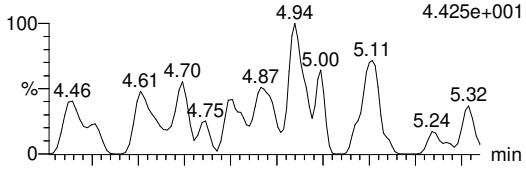

FC2L_008S24 Smooth(SG,3x1) F2:MRM of 24 channels,ES-
1,WG79609,2/4000uL L36258-2,, 295 > 84.9
4.144e+002

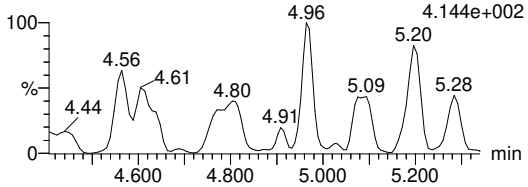

13C4-PFBA

FC2L_008S24 Smooth(SG,3x1) F1:MRM of 3 channels,ES-
1,WG79609,2/4000uL L36258-2,, 216.776 > 171.928
2.075e+006

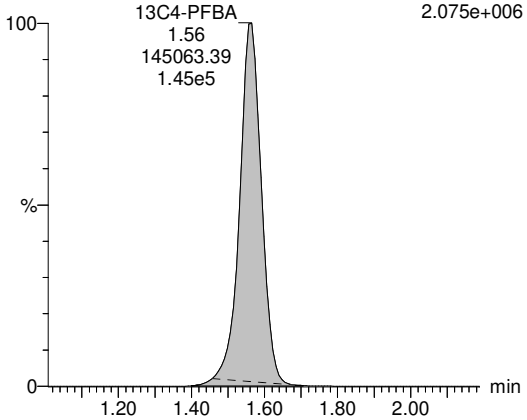

PV by TCH, SV by BRA 13-Jan-22, Conc. & LOD unit = ng for Inst QC, ng/mL for SPM, ng/L for samples

Quantify Sample Report **MassLynx MassLynx V4.1 SCN909**
SGS Axys Analytical Services, Ltd.

Dataset: G:\Masslynx\Inst_L\PFAS\quanfile\FC2L_008-b.qld

Last Altered: Tuesday, January 11, 2022 20:21:00 Pacific Standard Time
Printed: Thursday, January 13, 2022 13:33:04 Pacific Standard Time

ID: L36258-2,,, Name: FC2L_008S24, Description: 1,WG79609,2/4000uL, Date: 11-Jan-2022, Time: 02:15:20

13C5-PFPeA

FC2L_008S24 Smooth(SG,3x1) F14:MRM of 8 channels,ES-
1,WG79609,2/4000uL L36258-2,, 268.16 > 223.035
1.214e+006

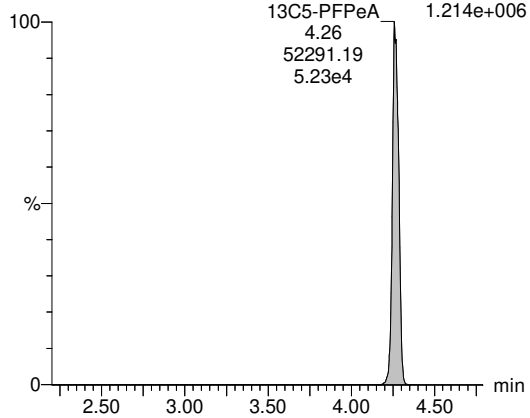

13C5-PFHxA

FC2L_008S24 Smooth(SG,3x1) F2:MRM of 24 channels,ES-
1,WG79609,2/4000uL L36258-2,, 318.029 > 272.993
7.138e+005

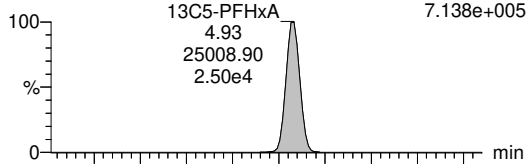

FC2L_008S24 Smooth(SG,3x1) F2:MRM of 24 channels,ES-
1,WG79609,2/4000uL L36258-2,, 318.029 > 120.341
3.650e+004

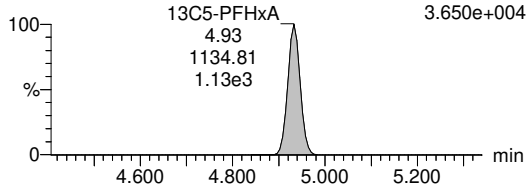

13C4-PFHpA

FC2L_008S24 Smooth(SG,3x1) F13:MRM of 7 channels,ES-
1,WG79609,2/4000uL L36258-2,, 367.086 > 322.004
8.238e+005

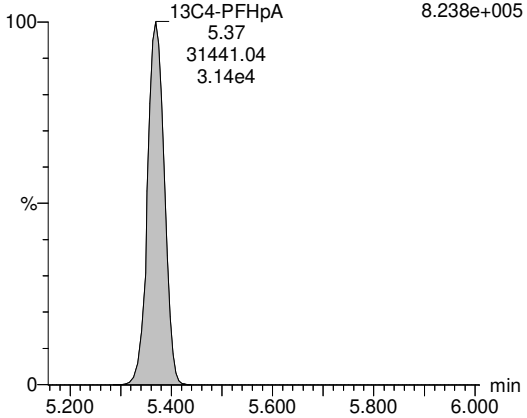

13C8-PFOA

FC2L_008S24 Smooth(SG,3x1) F3:MRM of 12 channels,ES-
1,WG79609,2/4000uL L36258-2,, 421.096 > 376.022
5.303e+005

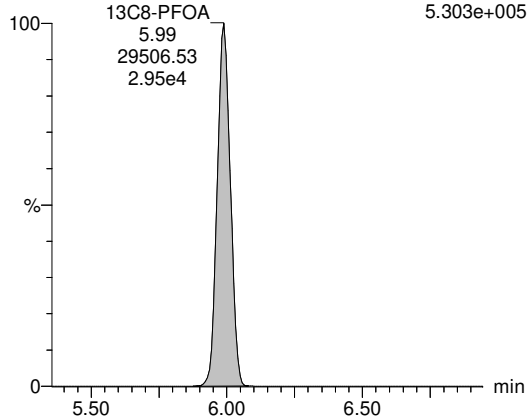

13C9-PFNA

FC2L_008S24 Smooth(SG,3x1) F4:MRM of 7 channels,ES-
1,WG79609,2/4000uL L36258-2,, 472.096 > 427.014
2.681e+005

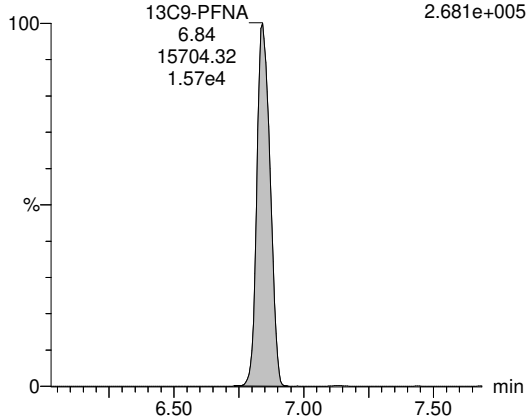

13C6-PFDA

FC2L_008S24 Smooth(SG,3x1) F5:MRM of 15 channels,ES-
1,WG79609,2/4000uL L36258-2,, 519.147 > 474.058
3.711e+005

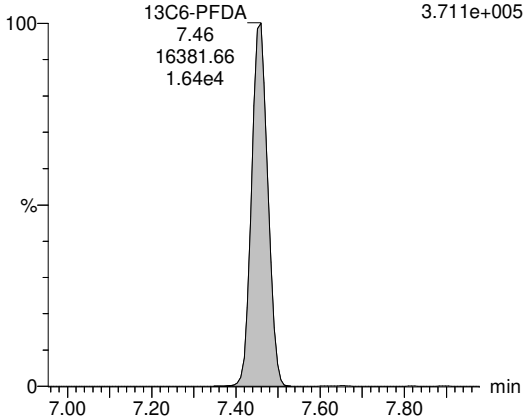

PV by TCH, SV by BRA 13-Jan-22, Conc. & LOD unit = ng for Inst QC, ng/mL for SPM, ng/L for samples

Quantify Sample Report **MassLynx MassLynx V4.1 SCN909**
SGS Axys Analytical Services, Ltd.

Dataset: G:\Masslynx\Inst_L\PFAS\quanfile\FC2L_008-b.qld

Last Altered: Tuesday, January 11, 2022 20:21:00 Pacific Standard Time
Printed: Thursday, January 13, 2022 13:33:04 Pacific Standard Time

ID: L36258-2,,, Name: FC2L_008S24, Description: 1,WG79609,2/4000uL, Date: 11-Jan-2022, Time: 02:15:20

13C7-PFUnA

FC2L_008S24 Smooth(SG,3x1) F9:MRM of 5 channels,ES-
1,WG79609,2/4000uL L36258-2,, 570.019 > 525.05
4.718e+005

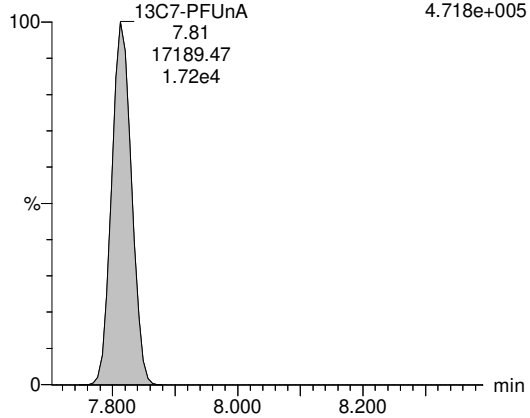

13C2-PFDoA

F11:MRM of 11 channels,ES-
615.127 > 570.013
3.767e+005

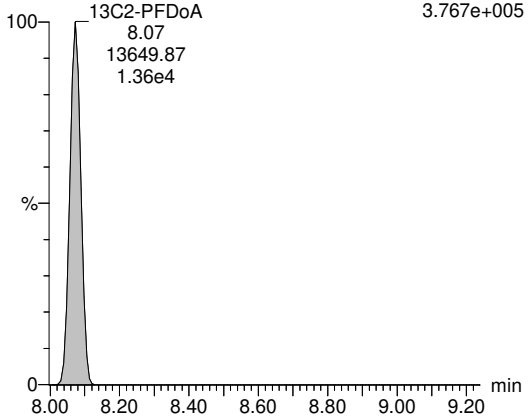

13C2-PFTeDA

FC2L_008S24 Smooth(SG,3x1) F8:MRM of 5 channels,ES-
1,WG79609,2/4000uL L36258-2,, 715.057 > 670.026
1.761e+005

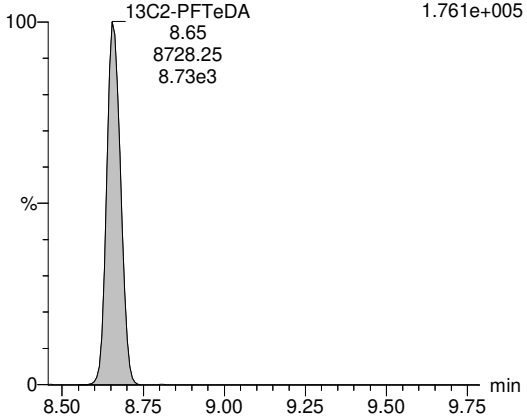

13C3-PFBS

FC2L_008S24 Smooth(SG,3x1) F2:MRM of 24 channels,ES-
1,WG79609,2/4000uL L36258-2,, 302.056 > 79.865
6.084e+005

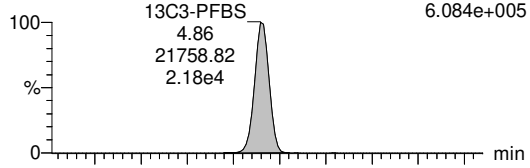

FC2L_008S24 Smooth(SG,3x1) F2:MRM of 24 channels,ES-
1,WG79609,2/4000uL L36258-2,, 302.056 > 98.875
2.173e+005

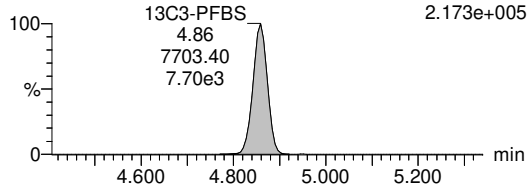

13C3-PFHxS

FC2L_008S24 Smooth(SG,3x1) F3:MRM of 12 channels,ES-
1,WG79609,2/4000uL L36258-2,, 402.114 > 79.858
3.349e+005

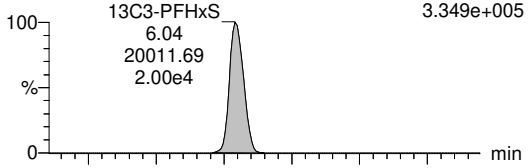

FC2L_008S24 Smooth(SG,3x1) F3:MRM of 12 channels,ES-
1,WG79609,2/4000uL L36258-2,, 402.114 > 98.801
1.484e+005

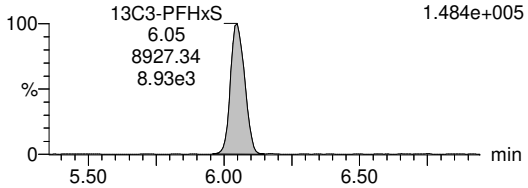

13C8-PFOS

FC2L_008S24 Smooth(SG,3x1) F5:MRM of 15 channels,ES-
1,WG79609,2/4000uL L36258-2,, 507.124 > 79.858
3.966e+005

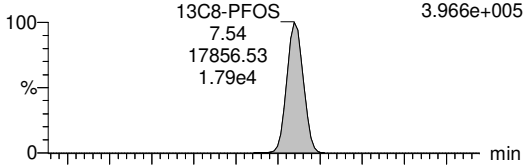

FC2L_008S24 Smooth(SG,3x1) F5:MRM of 15 channels,ES-
1,WG79609,2/4000uL L36258-2,, 507.124 > 98.867
1.849e+005

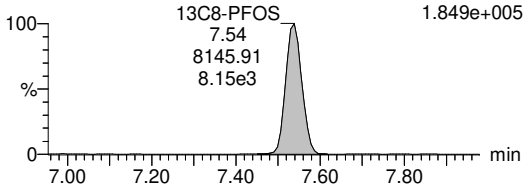

PV by TCH, SV by BRA 13-Jan-22, Conc. & LOD unit = ng for Inst QC, ng/mL for SPM, ng/L for samples

Quantify Sample Report **MassLynx MassLynx V4.1 SCN909**
SGS Axys Analytical Services, Ltd.

Dataset: G:\Masslynx\Inst_L\PFAS\quanfile\FC2L_008-b.qld

Last Altered: Tuesday, January 11, 2022 20:21:00 Pacific Standard Time
Printed: Thursday, January 13, 2022 13:33:04 Pacific Standard Time

ID: L36258-2,,, Name: FC2L_008S24, Description: 1,WG79609,2/4000uL, Date: 11-Jan-2022, Time: 02:15:20

13C2-4:2 FTS

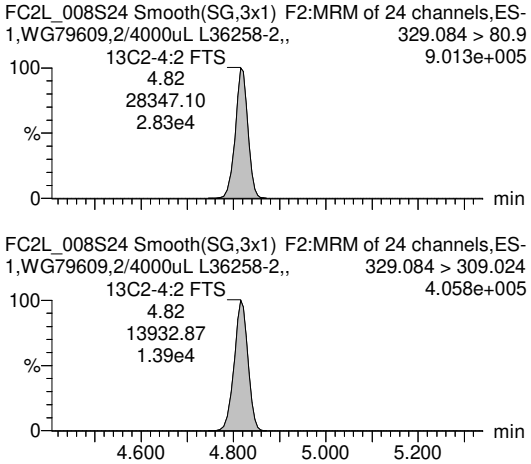

13C2-6:2 FTS

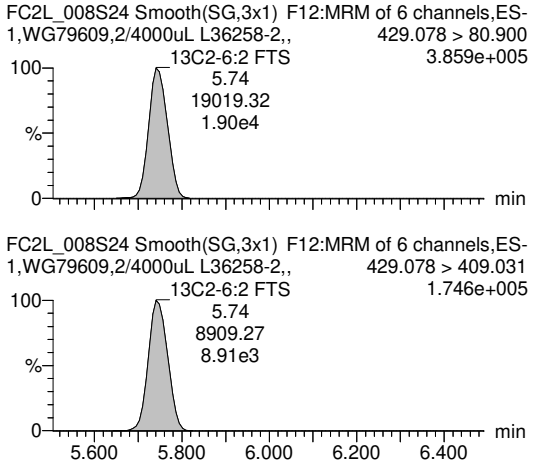

13C2-8:2 FTS

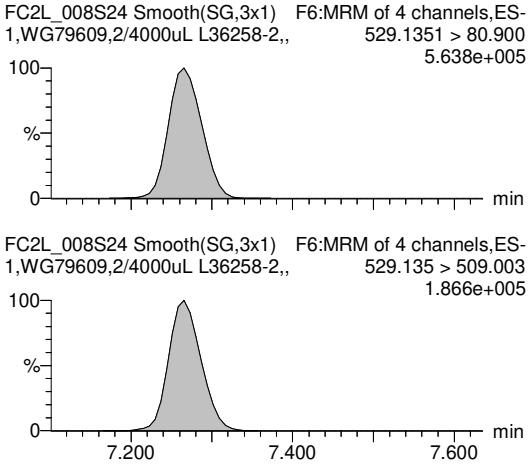

13C8-PFOSA

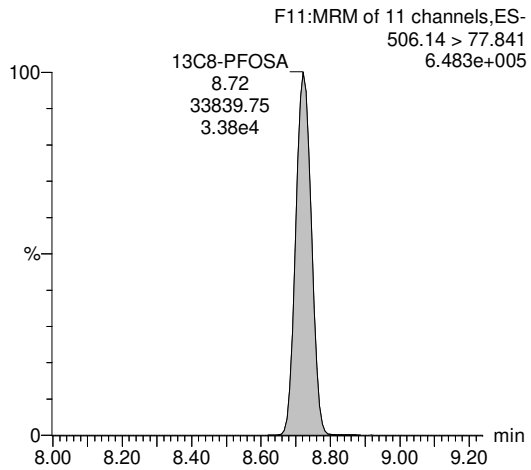

D3-N-MeFOSA

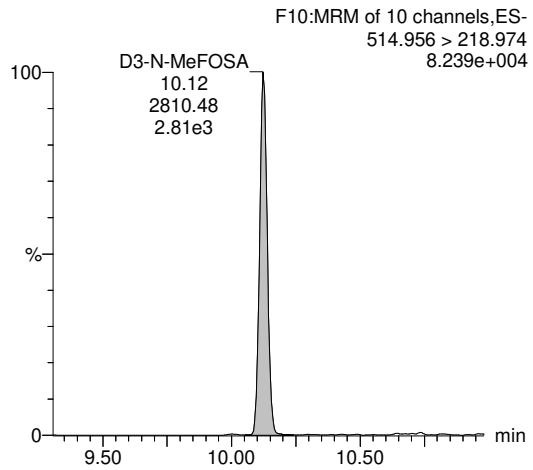

D5-N-EtFOSA

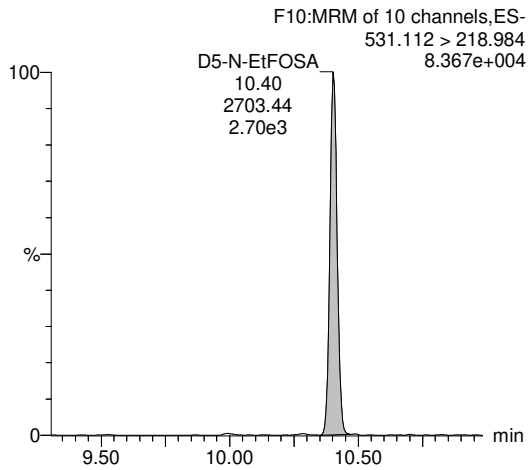

PV by TCH, SV by BRA 13-Jan-22, Conc. & LOD unit = ng for Inst QC, ng/mL for SPM, ng/L for samples

Quantify Sample Report **MassLynx MassLynx V4.1 SCN909**
SGS Axys Analytical Services, Ltd.

Dataset: G:\Masslynx\Inst_L\PFAS\quanfile\FC2L_008-b.qld

Last Altered: Tuesday, January 11, 2022 20:21:00 Pacific Standard Time
Printed: Thursday, January 13, 2022 13:33:04 Pacific Standard Time

ID: L36258-2,,, Name: FC2L_008S24, Description: 1,WG79609,2/4000uL, Date: 11-Jan-2022, Time: 02:15:20

D3-MeFOSAA

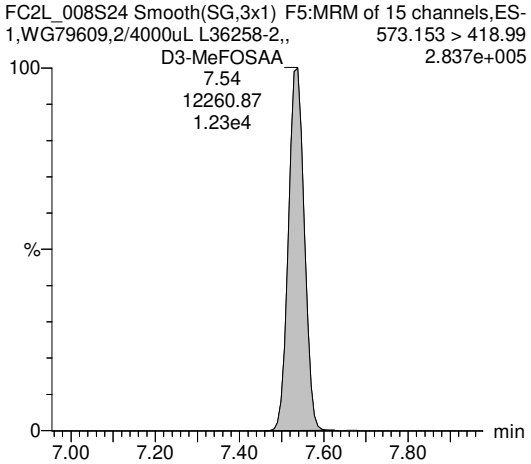

D5-EtFOSAA

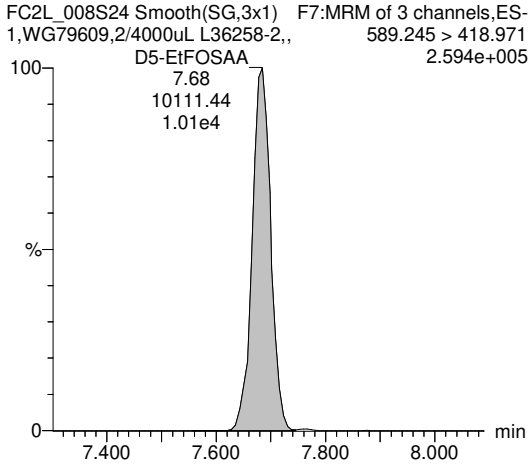

D7-N-MeFOSE

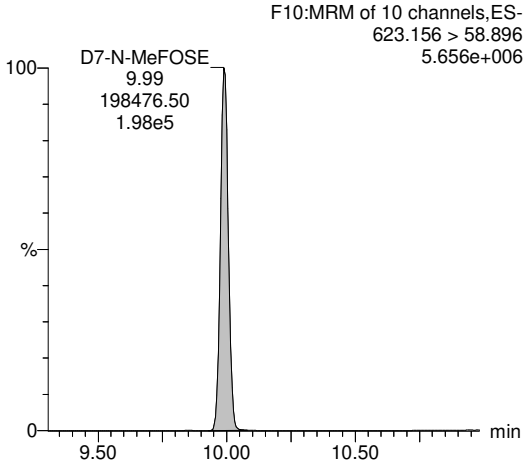

D9-N-EtFOSE

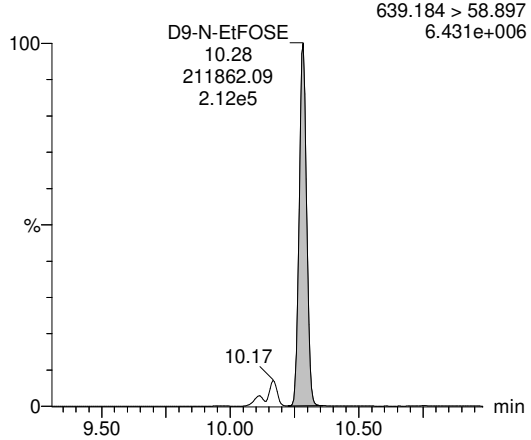

13C3-HFPO-DA

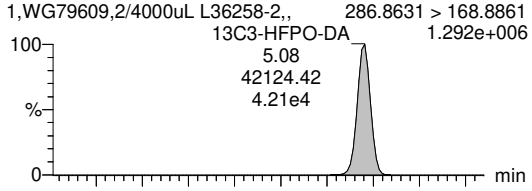

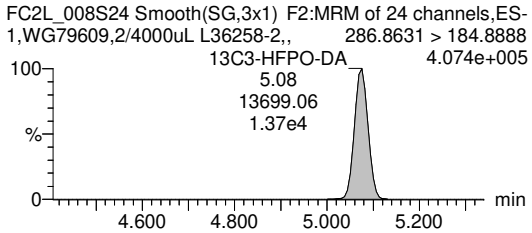

13C3-PFBA

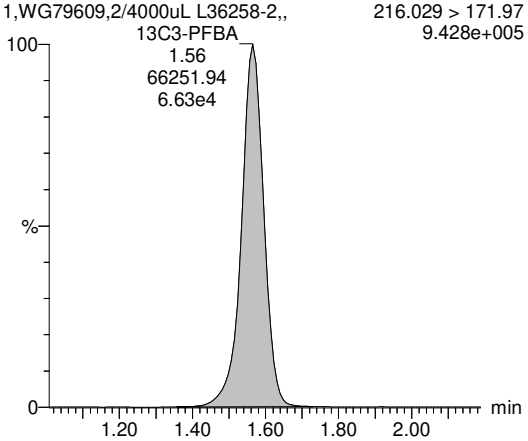

PV by TCH, SV by BRA 13-Jan-22, Conc. & LOD unit = ng for Inst QC, ng/mL for SPM, ng/L for samples

Quantify Sample Report **MassLynx MassLynx V4.1 SCN909**
SGS Axys Analytical Services, Ltd.

Dataset: G:\Masslynx\Inst_L\PFAS\quanfile\FC2L_008-b.qld

Last Altered: Tuesday, January 11, 2022 20:21:00 Pacific Standard Time
Printed: Thursday, January 13, 2022 13:33:04 Pacific Standard Time

ID: L36258-2,,, Name: FC2L_008S24, Description: 1,WG79609,2/4000uL, Date: 11-Jan-2022, Time: 02:15:20

13C2-PFHxA

FC2L_008S24 Smooth(SG,3x1) F2:MRM of 24 channels,ES-
1,WG79609,2/4000uL L36258-2,, 315.083 > 269.984
9.263e+005

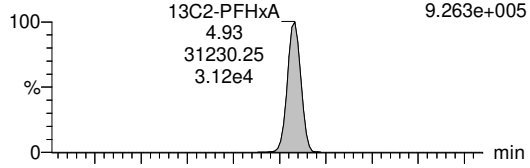

FC2L_008S24 Smooth(SG,3x1) F2:MRM of 24 channels,ES-
1,WG79609,2/4000uL L36258-2,, 315.083 > 119.359
3.312e+004

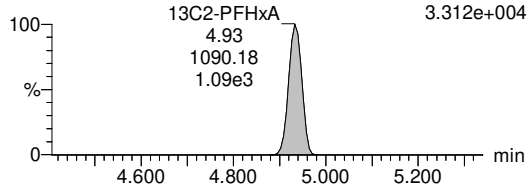

13C4-PFOA

FC2L_008S24 Smooth(SG,3x1) F3:MRM of 12 channels,ES-
1,WG79609,2/4000uL L36258-2,, 417.083 > 171.95
1.797e+005

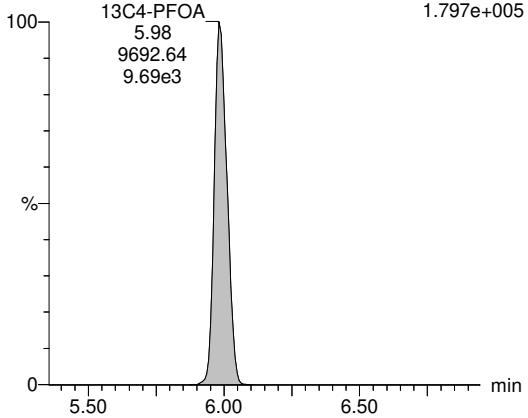

13C5-PFNA

FC2L_008S24 Smooth(SG,3x1) F4:MRM of 7 channels,ES-
1,WG79609,2/4000uL L36258-2,, 468.019 > 423.008
2.694e+005

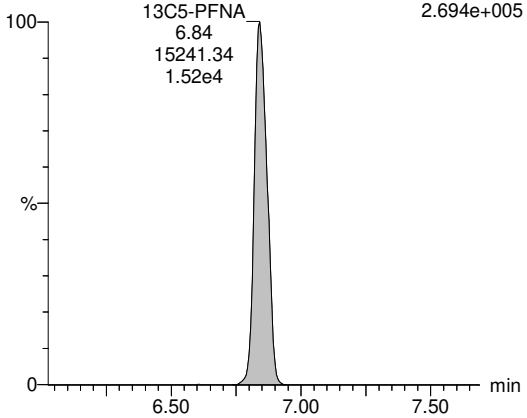

13C2-PFDA

FC2L_008S24 Smooth(SG,3x1) F5:MRM of 15 channels,ES-
1,WG79609,2/4000uL L36258-2,, 515.134 > 470.05
3.496e+005

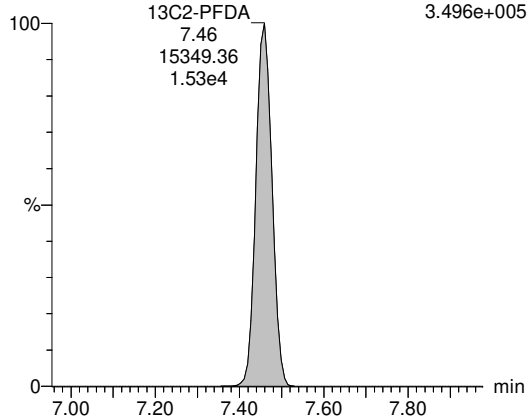

18O2-PFHxS

FC2L_008S24 Smooth(SG,3x1) F3:MRM of 12 channels,ES-
1,WG79609,2/4000uL L36258-2,, 402.984 > 83.895
3.111e+005

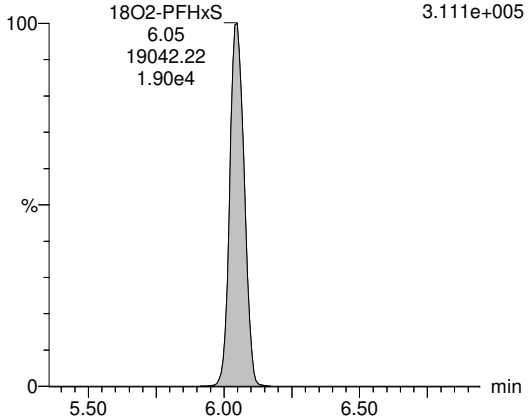

13C4-PFOS

FC2L_008S24 Smooth(SG,3x1) F5:MRM of 15 channels,ES-
1,WG79609,2/4000uL L36258-2,, 502.791 > 79.856
4.552e+005

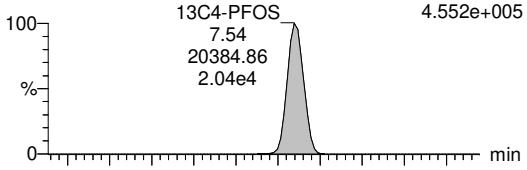

FC2L_008S24 Smooth(SG,3x1) F5:MRM of 15 channels,ES-
1,WG79609,2/4000uL L36258-2,, 502.791 > 98.864
2.032e+005

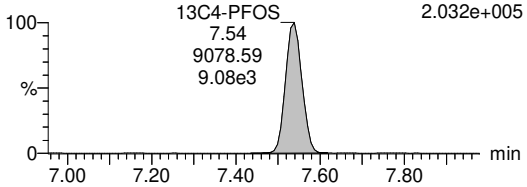

PV by TCH, SV by BRA 13-Jan-22, Conc. & LOD unit = ng for Inst QC, ng/mL for SPM, ng/L for samples

Quantify Sample Report **MassLynx MassLynx V4.1 SCN909**
SGS Axys Analytical Services, Ltd.

Dataset: G:\Masslynx\Inst_L\PFAS\quanfile\FC2L_008-b.qld

Last Altered: Tuesday, January 11, 2022 20:21:00 Pacific Standard Time
Printed: Thursday, January 13, 2022 13:33:04 Pacific Standard Time

ID: L36258-2,,, Name: FC2L_008S24, Description: 1,WG79609,2/4000uL, Date: 11-Jan-2022, Time: 02:15:20

13C2-D4-6:2 FTS

FC2L_008S24 Smooth(SG,3x1) F12:MRM of 6 channels,ES-
1,WG79609,2/4000uL L36258-2,, 432.904 > 81.901
4.520e+005

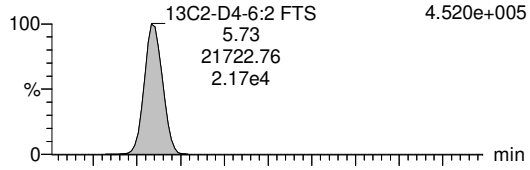

FC2L_008S24 Smooth(SG,3x1) F12:MRM of 6 channels,ES-
1,WG79609,2/4000uL L36258-2,, 432.904 > 411.943
1.660e+005

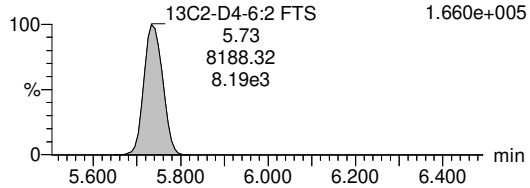

PV by TCH, SV by BRA 13-Jan-22, Conc. & LOD unit = ng for Inst QC, ng/mL for SPM, ng/L for samples

Quantify Sample Report **MassLynx MassLynx V4.1 SCN909**
SGS Axys Analytical Services, Ltd.

Dataset: G:\Masslynx\Inst_L\PFAS\quanfile\FC2L_008-b.qld

Last Altered: Tuesday, January 11, 2022 20:21:00 Pacific Standard Time
Printed: Thursday, January 13, 2022 13:33:04 Pacific Standard Time

ID: L36258-2,,, Name: FC2L_008S24, Description: 1,WG79609,2/4000uL, Date: 11-Jan-2022, Time: 02:15:20

#	IS#	Name	RT	Area	Confirm. Ion Area	IS Area	Std. Conc	Conc.	LOD	%Rec	Ratio (Pr...	Ratio	Ratio Fail(Y...	S/N	Noi...	IS Height	Samp. size	F2	Fla...
1	84	PFBA	1.53	219		145063		0.118	0.0668					5	589	2073457	0.509	1.0	MM
2	85	PFPeA				52291			0.1144						1422	1213996	0.509	1.0	
3	86	PFHxA	4.93	97	19	25009		0.072	0.1242		4.85	5.04	NO	2	1596	713723	0.509	1.0	MM
4	87	PFHpA	5.37	175	48	31441		0.100	0.0382		2.16	3.65	YES	6	585	823560	0.509	1.0	MM
5	88	PFOA-I				29507			0.1359		1.96				1787	530090	0.509	1.0	
6	88	PFOA-II				29507			0.1359		0.00				1787	530090	0.509	1.0	
7	88	PFOA-III				29507			0.1359		0.00				1787	530090	0.509	1.0	
8	88	PFOA-IV				29507			0.1359		0.00				1787	530090	0.509	1.0	
9		PFOA-SUM		0		29507									1787	530090	0.509	1.0	
10	88	PFOA				29507			0.1359		1.96				1787	530090	0.509	1.0	
11	89	PFNA-I				15704			0.0808		2.85				752	267991	0.509	1.0	
12	89	PFNA-II				15704			0.0808		0.00				752	267991	0.509	1.0	
13	89	PFNA-III				15704			0.0808		0.00				752	267991	0.509	1.0	
14		PFNA-SUM		0		15704									752	267991	0.509	1.0	
15	89	PFNA				15704			0.0808		2.85				752	267991	0.509	1.0	
16	90	PFDA	7.45	67	1	16382		0.048	0.0909		3.07	63.74	YES	2	958	371010	0.509	1.0	MM
17	91	PFUnA	7.81	68	2	17189		0.051	0.0756		4.31	44.46	YES	3	922	471648	0.509	1.0	MM
18	92	PFDoA	8.09	60	2	13650		0.040	0.0440		7.42	24.92	YES	2	603	376580	0.509	1.0	MM
19	M...	PFTrDA				11189			0.1319		3.08				981	276286	0.509	1.0	
20	93	PFTeDA	8.68	25	11	8728		0.038	0.1819		2.82	2.21	NO	1	810	175991	0.509	1.0	MM
21	94	PFBS	4.87	10	11	21759		0.008	0.0098		2.59	0.96	YES	3	116	608020	0.509	1.0	MM
22	95	PFPeS				20012			0.0040		2.24				22	334344	0.509	1.0	
23	95	PFHxS-I	6.06	86	41	20012		0.072	0.0027		2.37	2.10	NO	71	18	334344	0.509	1.0	MM
24	95	PFHxS-II				20012			0.0027		3.26				18	334344	0.509	1.0	
25	95	PFHxS-III				20012			0.0027		2.72				18	334344	0.509	1.0	
26		PFHxS-SUM		86		20012		0.072	0.0027						18	334344	0.509	1.0	
27	95	PFHxS	6.06	87	41	20012		0.073	0.0027		2.40	2.10	NO	71	18	334344	0.509	1.0	bb
28	96	PFHpS				17857			0.0022		2.12				16	396420	0.509	1.0	
29	96	PFOS-I	7.53	9	27	17857		0.008	0.0052		2.42	0.34	YES	4	44	396420	0.509	1.0	MM
30	96	PFOS-II				17857			0.0052		2.75				44	396420	0.509	1.0	
31	96	PFOS-III	7.36	1	11	17857		0.001	0.0052		8.19	0.08	YES	1	44	396420	0.509	1.0	MM
32	96	PFOS-IV				17857			0.0052		2.14				44	396420	0.509	1.0	
33		PFOS-SUM		10		17857		0.009	0.0104						44	396420	0.509	1.0	
34	96	PFOS				17857			0.0052		2.54				44	396420	0.509	1.0	
35	96	PFNS	7.89	7	15	17857		0.006	0.0069		2.36	0.45	YES	4	54	396420	0.509	1.0	MM

PV by TCH, SV by BRA 13-Jan-22, Conc. & LOD unit = ng for Inst QC, ng/mL for SPM, ng/L for samples

Quantify Sample Report **MassLynx MassLynx V4.1 SCN909**
SGS Axys Analytical Services, Ltd.

Dataset: G:\Masslynx\Inst_L\PFAS\quanfile\FC2L_008-b.qld

Last Altered: Tuesday, January 11, 2022 20:21:00 Pacific Standard Time
Printed: Thursday, January 13, 2022 13:33:04 Pacific Standard Time

ID: L36258-2,,, Name: FC2L_008S24, Description: 1,WG79609,2/4000uL, Date: 11-Jan-2022, Time: 02:15:20

#	IS#	Name	RT	Area	Confirm. Ion Area	IS Area	Std. Conc	Conc.	LOD	%Rec	Ratio (Pr...	Ratio	Ratio Fail(Y...	S/N	Noi...	IS Height	Samp. size	F2	Fla...
36	96	PFDS				17857			0.0026		2.36				20	396420	0.509	1.0	
37	96	PFDoS				17857			0.0020		2.24				12	396420	0.509	1.0	
38	97	4:2 FTS	4.84	2	13	28347		0.005	0.0037		0.43	0.14	YES	4	13	901027	0.509	1.0	dd
39	98	6:2 FTS	5.73	43	38	19019		0.172	0.0845		0.44	1.12	YES	8	143	385706	0.509	1.0	MM
40	99	8:2 FTS	7.27	1	7	26743		0.006	0.0108		0.57	0.16	YES	2	14	563746	0.509	1.0	bd
41	100	PFOSA-I	8.72	222		33840		0.130	0.0027					138	30	648326	0.509	1.0	MM
42	100	PFOSA-II	8.59	24		33840		0.014	0.0027					16	30	648326	0.509	1.0	MM
43		PFOSA-SUM		246		33840		0.144	0.0055						30	648326	0.509	1.0	
44	100	PFOSA	8.72	212		33840		0.124	0.0027					135	30	648326	0.509	1.0	bb
45	101	N-MeFOSA-I				2810			0.0096		0.55				15	82376	0.509	1.0	
46	101	N-MeFOSA-II	9.99	6	11	2810		0.040	0.0096		1.14	0.58	NO	8	15	82376	0.509	1.0	MM
47		N-MeFOSA-SUM		6		2810		0.040	0.0096						15	82376	0.509	1.0	
48	101	N-MeFOSA	9.84	2	10	2810		0.014	0.0096		0.53	0.23	YES	7	15	82376	0.509	1.0	bb
49	102	N-EtFOSA-I	10.42	5	6	2703		0.028	0.0149		0.55	0.77	NO	4	25	83564	0.509	1.0	MM
50	102	N-EtFOSA-II	10.25	8	12	2703		0.046	0.0149		1.28	0.63	YES	4	25	83564	0.509	1.0	MM
51		N-EtFOSA-SUM		12		2703		0.074	0.0297						25	83564	0.509	1.0	
52	102	N-EtFOSA	10.42	5	6	2703		0.028	0.0149		0.53	0.78	NO	4	25	83564	0.509	1.0	bd
53	103	MeFOSAA-I				12261			0.0085		2.01				17	283546	0.509	1.0	
54	103	MeFOSAA-II				12261			0.0085		1.84				17	283546	0.509	1.0	
55	103	MeFOSAA-III				12261			0.0085		0.29				17	283546	0.509	1.0	
56		MeFOSAA-SUM		0		12261									17	283546	0.509	1.0	
57	103	MeFOSAA	7.69	1	23	12261		0.005	0.0085		1.87	0.06	YES	2	17	283546	0.509	1.0	bb
58	104	EtFOSAA-I				10111			0.0106		1.24				18	259379	0.509	1.0	
59	104	EtFOSAA-II	7.60	1	1	10111		0.004	0.0106		0.34	1.43	YES	1	18	259379	0.509	1.0	MM
60	104	EtFOSAA-III				10111			0.0106		0.63				18	259379	0.509	1.0	
61		EtFOSAA-SUM		1		10111		0.004	0.0106						18	259379	0.509	1.0	
62	104	EtFOSAA				10111			0.0106		1.09				18	259379	0.509	1.0	
63	105	N-MeFOSE-I	10.00	147		198477		0.132	0.0239					13	253	5651712	0.509	1.0	MM
64	105	N-MeFOSE-II				198477			0.0239						253	5651712	0.509	1.0	
65	105	N-MeFOSE-III				198477			0.0239						253	5651712	0.509	1.0	
66		N-MeFOSE-SUM		147		198477		0.132	0.0239						253	5651712	0.509	1.0	
67	105	N-MeFOSE				198477			0.0239						253	5651712	0.509	1.0	
68	106	N-EtFOSE-I	10.30	182		211862		0.142	0.0243					15	315	6424744	0.509	1.0	MM
69	106	N-EtFOSE-II				211862			0.0243						315	6424744	0.509	1.0	
70	106	N-EtFOSE-III	10.12	81		211862		0.063	0.0243					6	315	6424744	0.509	1.0	MM

PV by TCH, SV by BRA 13-Jan-22, Conc. & LOD unit = ng for Inst QC, ng/mL for SPM, ng/L for samples

Quantify Sample Report **MassLynx MassLynx V4.1 SCN909**
SGS Axys Analytical Services, Ltd.

Dataset: G:\Masslynx\Inst_L\PFAS\quanfile\FC2L_008-b.qld

Last Altered: Tuesday, January 11, 2022 20:21:00 Pacific Standard Time
Printed: Thursday, January 13, 2022 13:33:04 Pacific Standard Time

ID: L36258-2,,, Name: FC2L_008S24, Description: 1,WG79609,2/4000uL, Date: 11-Jan-2022, Time: 02:15:20

#	IS#	Name	RT	Area	Confirm. Ion Area	IS Area	Std. Conc	Conc.	LOD	%Rec	Ratio (Pr...	Ratio	Ratio Fail(Y...	S/N	Noi...	IS Height	Samp. size	F2	Fla...
71		N-EtFOSE-SUM		263		211862		0.205	0.0486						315	6424744	0.509	1.0	
72	106	N-EtFOSE	10.30	179		211862		0.140	0.0243					15	315	6424744	0.509	1.0	bb
73	107	HFPO-DA				42124			0.0032		2.87				19	1291484	0.509	1.0	
74	107	ADONA				42124			0.0009		1.08				34	1291484	0.509	1.0	
75	107	9Cl-PF3ONS				42124			0.0092		3.20				100	1291484	0.509	1.0	
76	107	11Cl-PF3OUdS				42124			0.0090		3.13				53	1291484	0.509	1.0	
77	85	3:3 FTCA	3.59	2	13	52291		0.016	0.0382		1.75	0.13	YES	3	33	1213996	0.509	1.0	MM
78	86	5:3 FTCA				25009			0.0932		1.20				194	713723	0.509	1.0	
79	86	7:3 FTCA				25009			0.0875		0.71				106	713723	0.509	1.0	
80	86	PFEESA				25009			0.0008		9.28				29	713723	0.509	1.0	
81	85	PFMPA	2.62	16		52291		0.006	0.0174					2	328	1213996	0.509	1.0	MM
82	85	PFMBA	4.54	10		52291		0.003	0.0028					4	71	1213996	0.509	1.0	MM
83	86	NFDHA				25009			0.0199		0.94				10	713723	0.509	1.0	
84	108	13C4-PFBA	1.56	145063		66252	40.000	75.403	0.0074	95.9				309...	67	941800	0.509	1.0	MM
85	109	13C5-PFPeA	4.26	52291		31230	20.000	40.054	0.1016	101.8				926	1312	926024	0.509	1.0	bb
86	109	13C5-PFHxA	4.93	25009	1135	31230	10.000	22.517	0.0017	114.5	23.32	22.04	NO	386...	18	926024	0.509	1.0	bb
87	110	13C4-PFHpA	5.37	31441		9693	10.000	19.235	0.0021	97.8				380...	22	179652	0.509	1.0	bb
88	110	13C8-PFOA	5.99	29507		9693	10.000	16.060	0.8743	81.7				53	9924	179652	0.509	1.0	bb
89	111	13C9-PFNA	6.84	15704		15241	5.000	8.831	0.0054	89.8				4715	57	269317	0.509	1.0	bb
90	112	13C6-PFDA	7.46	16382		15349	5.000	10.427	0.0238	106.1				1309	283	349499	0.509	1.0	bb
91	112	13C7-PFUnA	7.81	17189		15349	5.000	10.083	0.0066	102.6				5483	86	349499	0.509	1.0	bb
92	112	13C2-PFDoA	8.07	13650		15349	5.000	9.301	0.0022	94.6				151...	25	349499	0.509	1.0	bb
93	112	13C2-PFTeDA	8.65	8728		15349	5.000	6.781	0.0064	69.0				2810	63	349499	0.509	1.0	db
94	113	13C3-PFBS	4.86	21759	7703	19042	10.030	18.071	0.0229	91.6	2.73	2.82	NO	4049	150	311069	0.509	1.0	bb
95	113	13C3-PFHxS	6.04	20012	8927	19042	10.015	18.218	0.0040	92.5	2.38	2.24	NO	140...	24	311069	0.509	1.0	bb
96	114	13C8-PFOS	7.54	17857	8146	20385	10.062	18.968	0.0018	95.9	2.33	2.19	NO	313...	13	455044	0.509	1.0	bb
97	115	13C2-4:2 FTS	4.82	28347	13933	21723	20.168	46.878	0.0176	118.2	1.62	2.03	NO	121...	74	451883	0.509	1.0	bb
98	115	13C2-6:2 FTS	5.74	19019	8909	21723	19.998	37.904	0.0103	96.4	1.88	2.13	NO	108...	36	451883	0.509	1.0	bb
99	115	13C2-8:2 FTS	7.27	26743	8576	21723	20.040	33.686	0.0070	85.5	3.76	3.12	NO	147...	38	451883	0.509	1.0	bb
1...	114	13C8-PFOSA	8.72	33840		20385	10.000	17.964	0.0104	91.4				4462	145	455044	0.509	1.0	bd
1...	114	D3-N-MeFOSA	10.12	2810		20385	10.000	9.740	0.0444	49.5				864	95	455044	0.509	1.0	dd
1...	114	D5-N-EtFOSA	10.40	2703		20385	10.000	9.350	0.0363	47.5				1069	78	455044	0.509	1.0	bb
1...	115	D3-MeFOSAA	7.54	12261		21723	20.000	23.242	0.0575	59.1				1347	211	451883	0.509	1.0	bb
1...	115	D5-EtFOSAA	7.68	10111		21723	20.000	23.350	0.0044	59.4				196...	13	451883	0.509	1.0	dd
1...	114	D7-N-MeFOSE	9.99	198477		20385	100.000	103.433	0.0501	52.6				7900	715	455044	0.509	1.0	bb

PV by TCH, SV by BRA 13-Jan-22, Conc. & LOD unit = ng for Inst QC, ng/mL for SPM, ng/L for samples

Quantify Sample Report **MassLynx MassLynx V4.1 SCN909**
SGS Axys Analytical Services, Ltd.

Dataset: G:\Masslynx\Inst_L\PFAS\quanfile\FC2L_008-b.qld

Last Altered: Tuesday, January 11, 2022 20:21:00 Pacific Standard Time
Printed: Thursday, January 13, 2022 13:33:04 Pacific Standard Time

ID: L36258-2,,, Name: FC2L_008S24, Description: 1,WG79609,2/4000uL, Date: 11-Jan-2022, Time: 02:15:20

#	IS#	Name	RT	Area	Confirm. Ion Area	IS Area	Std. Conc	Conc.	LOD	%Rec	Ratio (Pr...	Ratio	Ratio Fail(Y...	S/N	Noi...	IS Height	Samp. size	F2	Fla...
1...	114	D9-N-EtFOSE	10.28	211862		20385	100.000	85.356	0.0223	43.4				155...	412	455044	0.509	1.0	bb
1...	109	13C3-HFPO-DA	5.08	42124	13699	31230	40.000	81.290	0.0062	103.3	2.64	3.08	NO	407...	32	926024	0.509	1.0	bb
1...		13C3-PFBA	1.56	66252			20.000	26.463	0.0069	67.3				114...	82		0.509	1.0	bb
1...		13C2-PFHxA	4.93	31230	1090		10.000	11.238	0.0018	57.2	35.50	28.65	NO	188...	49		0.509	1.0	bb
110		13C4-PFOA	5.98	9693			10.000	14.516	0.0153	73.8				2841	63		0.509	1.0	bb
111		13C5-PFNA	6.84	15241			5.000	6.478	0.0014	65.9				135...	20		0.509	1.0	bb
112		13C2-PFDA	7.46	15349			5.000	5.847	0.0022	59.5				8048	43		0.509	1.0	bb
113		18O2-PFHxS	6.05	19042			10.050	13.169	0.0018	66.6				219...	14		0.509	1.0	bb
114		13C4-PFOS	7.54	20385	9079		10.150	12.983	0.0011	65.1	2.17	2.25	NO	363...	13		0.509	1.0	bb
115		13C2-D4-6:2 F...	5.73	21723	8188		20.000	66.613	0.0071	169.4	2.50	2.65	NO	280...	16		0.509	1.0	bb

PV by TCH, SV by BRA 13-Jan-22, Conc. & LOD unit = ng for Inst QC, ng/mL for SPM, ng/L for samples

Quantify Sample Report **MassLynx MassLynx V4.1 SCN909**
SGS Axys Analytical Services, Ltd.

Dataset: G:\Masslynx\Inst_L\PFAS\quanfile\FC2L_009-b.qld

Last Altered: Wednesday, January 12, 2022 10:02:34 Pacific Standard Time
Printed: Friday, January 14, 2022 10:10:28 Pacific Standard Time

ID: L36258-2,i,, Name: FC2L_009S23, Description: 1,WG79609,2/4000uL, Date: 11-Jan-2022, Time: 17:09:21

PFBA

FC2L_009S23 Smooth(SG,3x1) F1:MRM of 3 channels,ES-
1,WG79609,2/4000uL L36258-2,i, 212.763 > 168.903
2.882e+004

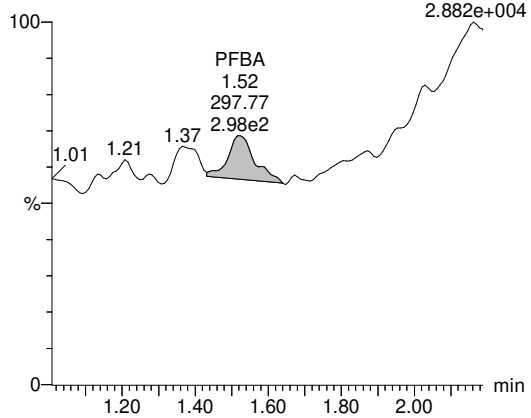

PFPeA

FC2L_009S23 Smooth(SG,3x1) F14:MRM of 8 channels,ES-
1,WG79609,2/4000uL L36258-2,i, 262.951 > 218.996
1.788e+005

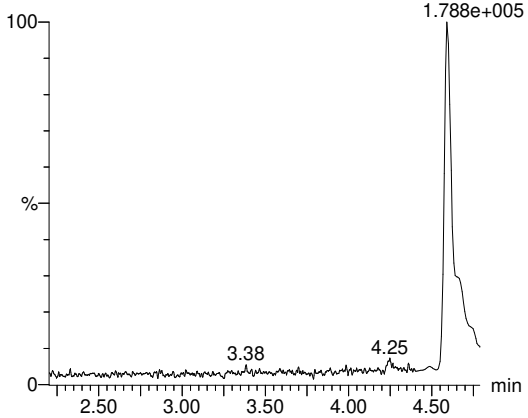

PFHxA

FC2L_009S23 Smooth(SG,3x1) F2:MRM of 24 channels,ES-
1,WG79609,2/4000uL L36258-2,i, 313.012 > 269.017
5.564e+003

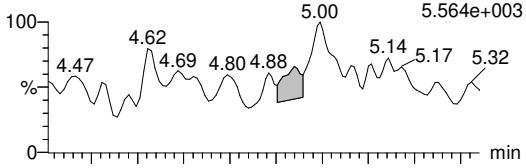

FC2L_009S23 Smooth(SG,3x1) F2:MRM of 24 channels,ES-
1,WG79609,2/4000uL L36258-2,i, 313.012 > 118.918
PFHxA;4.94;23.23;2.32e1 8.149e+002

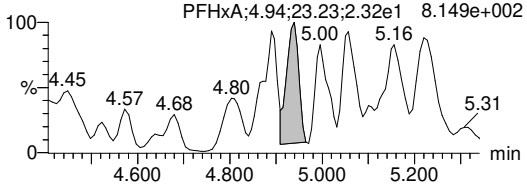

PFHpA

FC2L_009S23 Smooth(SG,3x1) F13:MRM of 7 channels,ES-
1,WG79609,2/4000uL L36258-2,i, 363.073 > 319.025
4.033e+003

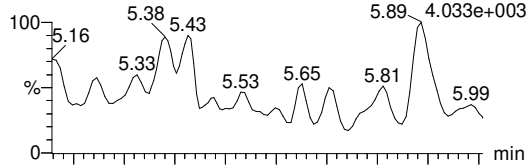

PFOA-I

FC2L_009S23 Smooth(SG,3x1) F3:MRM of 12 channels,ES-
1,WG79609,2/4000uL L36258-2,i, 413.006 > 369.03
2.034e+004

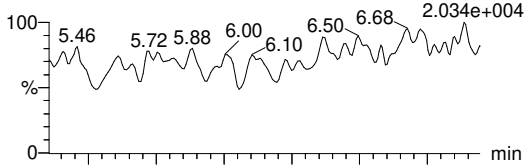

PFOA-II

FC2L_009S23 Smooth(SG,3x1) F3:MRM of 12 channels,ES-
1,WG79609,2/4000uL L36258-2,i, 413.006 > 369.03
2.034e+004

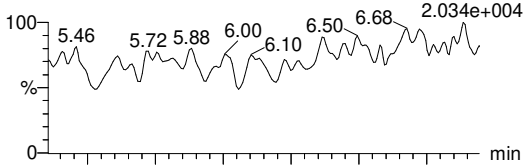

FC2L_009S23 Smooth(SG,3x1) F13:MRM of 7 channels,ES-
1,WG79609,2/4000uL L36258-2,i, 363.073 > 168.962
1.017e+003

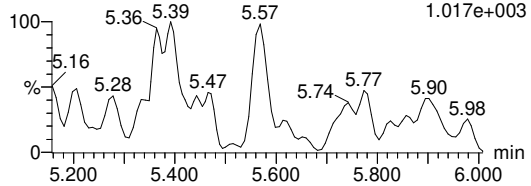

FC2L_009S23 Smooth(SG,3x1) F3:MRM of 12 channels,ES-
1,WG79609,2/4000uL L36258-2,i, 413.006 > 168.963
1.790e+003

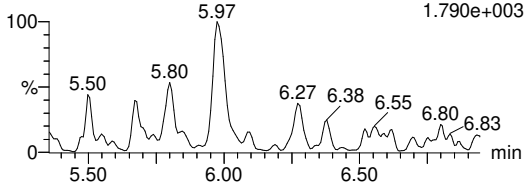

FC2L_009S23 Smooth(SG,3x1) F3:MRM of 12 channels,ES-
1,WG79609,2/4000uL L36258-2,i, 413.006 > 168.963
1.790e+003

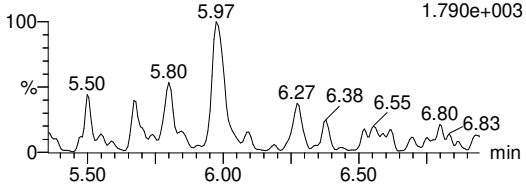

PV by TCH, SV by BRA 14-Jan-22, Conc. & LOD unit = ng for Inst QC, ng/mL for SPM, ng/L for samples

Quantify Sample Report **MassLynx MassLynx V4.1 SCN909**
SGS Axys Analytical Services, Ltd.

Dataset: G:\Masslynx\Inst_L\PFAS\quanfile\FC2L_009-b.qld

Last Altered: Wednesday, January 12, 2022 10:02:34 Pacific Standard Time
Printed: Friday, January 14, 2022 10:10:28 Pacific Standard Time

ID: L36258-2,i,, Name: FC2L_009S23, Description: 1,WG79609,2/4000uL, Date: 11-Jan-2022, Time: 17:09:21

PFOA-III

FC2L_009S23 Smooth(SG,3x1) F3:MRM of 12 channels,ES-
1,WG79609,2/4000uL L36258-2,i, 413.006 > 369.03
2.034e+004

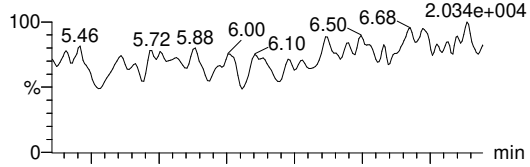

FC2L_009S23 Smooth(SG,3x1) F3:MRM of 12 channels,ES-
1,WG79609,2/4000uL L36258-2,i, 413.006 > 168.963
1.790e+003

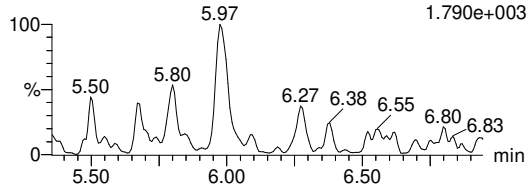

PFOA-IV

FC2L_009S23 Smooth(SG,3x1) F3:MRM of 12 channels,ES-
1,WG79609,2/4000uL L36258-2,i, 413.006 > 369.03
2.034e+004

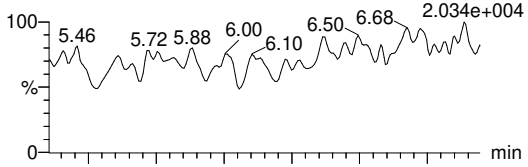

FC2L_009S23 Smooth(SG,3x1) F3:MRM of 12 channels,ES-
1,WG79609,2/4000uL L36258-2,i, 413.006 > 168.963
1.790e+003

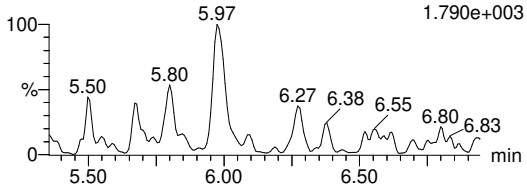

PFOA-SUM

FC2L_009S23 Smooth(SG,3x1) F3:MRM of 12 channels,ES-
1,WG79609,2/4000uL L36258-2,i, 413.006 > 369.03
2.034e+004

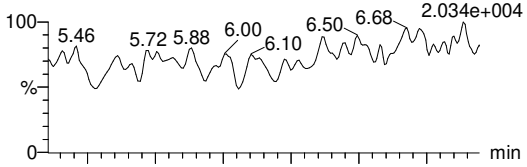

FC2L_009S23 Smooth(SG,3x1) F3:MRM of 12 channels,ES-
1,WG79609,2/4000uL L36258-2,i, 413.006 > 168.963
1.790e+003

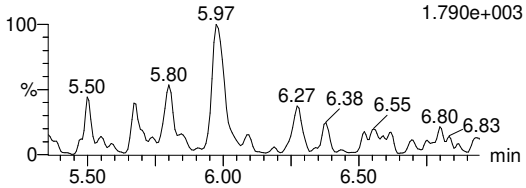

PFOA

FC2L_009S23 Smooth(SG,3x1) F3:MRM of 12 channels,ES-
1,WG79609,2/4000uL L36258-2,i, 413.006 > 369.03
2.034e+004

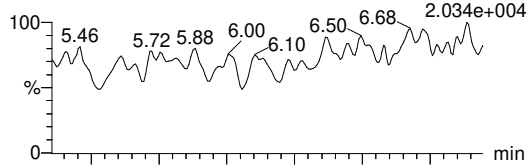

FC2L_009S23 Smooth(SG,3x1) F3:MRM of 12 channels,ES-
1,WG79609,2/4000uL L36258-2,i, 413.006 > 168.963
1.790e+003

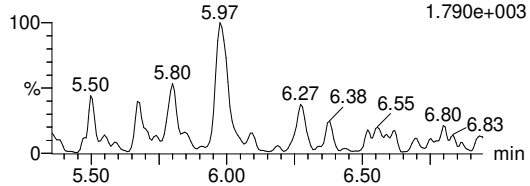

PFNA-I

FC2L_009S23 Smooth(SG,3x1) F4:MRM of 7 channels,ES-
1,WG79609,2/4000uL L36258-2,i, 463.002 > 418.97
4.639e+003

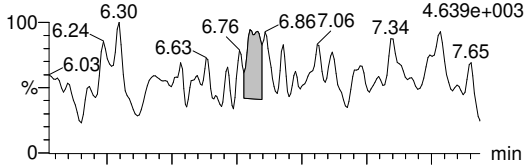

FC2L_009S23 Smooth(SG,3x1) F4:MRM of 7 channels,ES-
1,WG79609,2/4000uL L36258-2,i, 463.002 > 218.968
1.037e+003

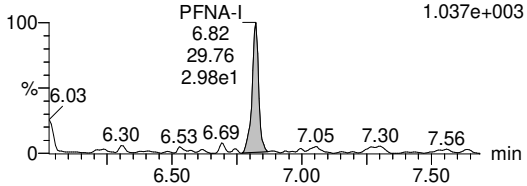

PFNA-II

FC2L_009S23 Smooth(SG,3x1) F4:MRM of 7 channels,ES-
1,WG79609,2/4000uL L36258-2,i, 463.002 > 418.97
4.639e+003

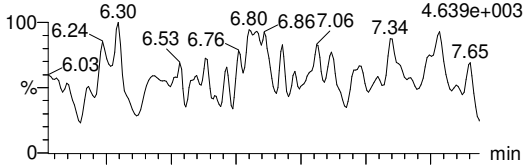

FC2L_009S23 Smooth(SG,3x1) F4:MRM of 7 channels,ES-
1,WG79609,2/4000uL L36258-2,i, 463.002 > 218.968
1.037e+003

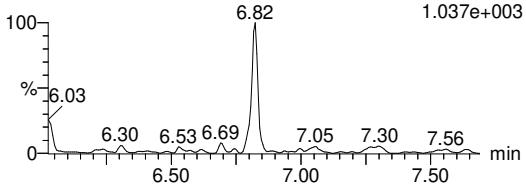

PV by TCH, SV by BRA 14-Jan-22, Conc. & LOD unit = ng for Inst QC, ng/mL for SPM, ng/L for samples

Quantify Sample Report **MassLynx MassLynx V4.1 SCN909**
SGS Axys Analytical Services, Ltd.

Dataset: G:\Masslynx\Inst_L\PFAS\quanfile\FC2L_009-b.qld

Last Altered: Wednesday, January 12, 2022 10:02:34 Pacific Standard Time
Printed: Friday, January 14, 2022 10:10:28 Pacific Standard Time

ID: L36258-2,i,, Name: FC2L_009S23, Description: 1,WG79609,2/4000uL, Date: 11-Jan-2022, Time: 17:09:21

PFNA-III

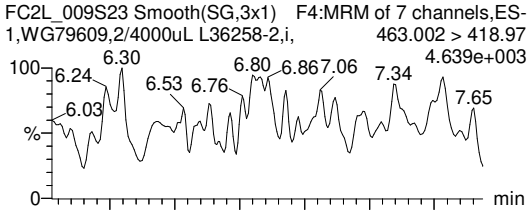

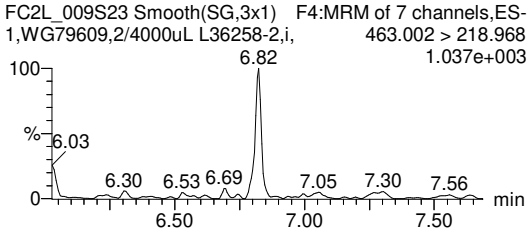

PFNA-SUM

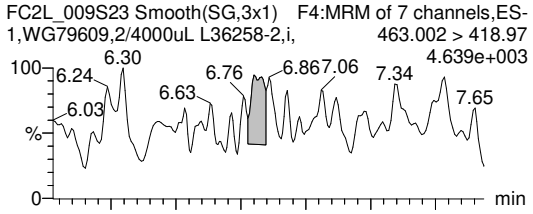

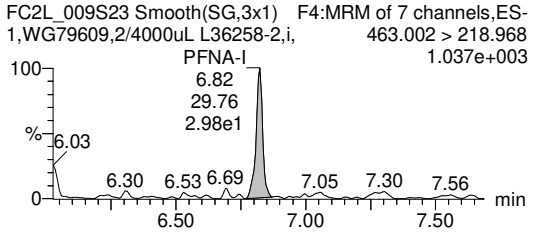

PFNA

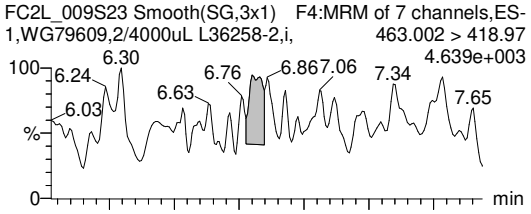

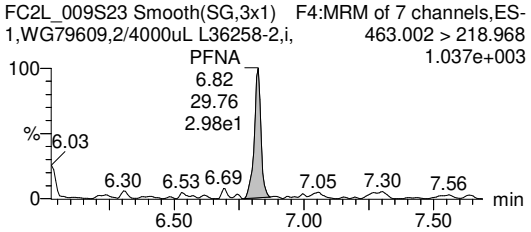

PFDA

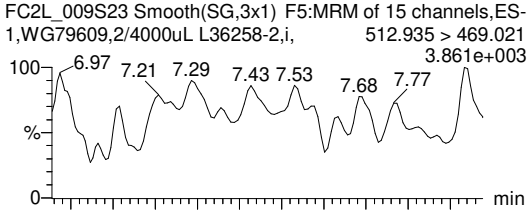

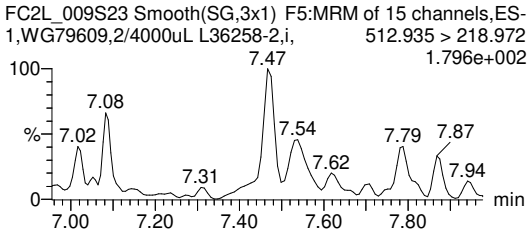

PFUnA

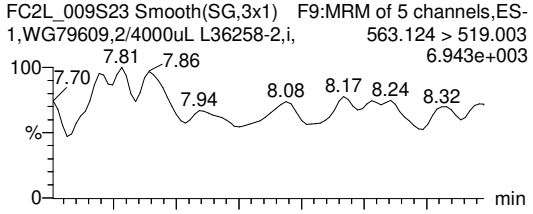

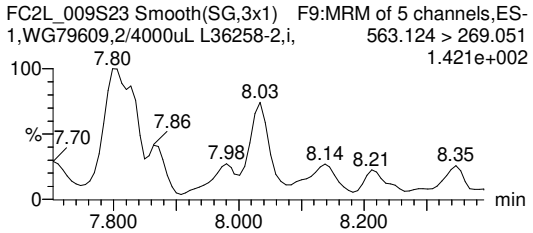

PFDoA

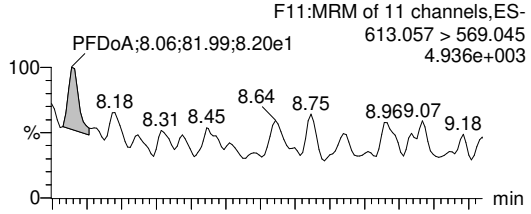

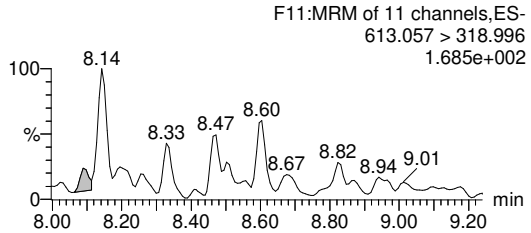

PV by TCH, SV by BRA 14-Jan-22, Conc. & LOD unit = ng for Inst QC, ng/mL for SPM, ng/L for samples

Quantify Sample Report **MassLynx MassLynx V4.1 SCN909**
SGS Axys Analytical Services, Ltd.

Dataset: G:\Masslynx\Inst_L\PFAS\quanfile\FC2L_009-b.qld

Last Altered: Wednesday, January 12, 2022 10:02:34 Pacific Standard Time
Printed: Friday, January 14, 2022 10:10:28 Pacific Standard Time

ID: L36258-2,i,, Name: FC2L_009S23, Description: 1,WG79609,2/4000uL, Date: 11-Jan-2022, Time: 17:09:21

PFTrDA

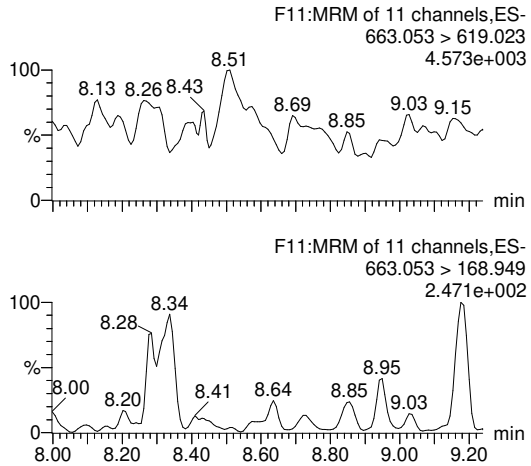

PFTeDA

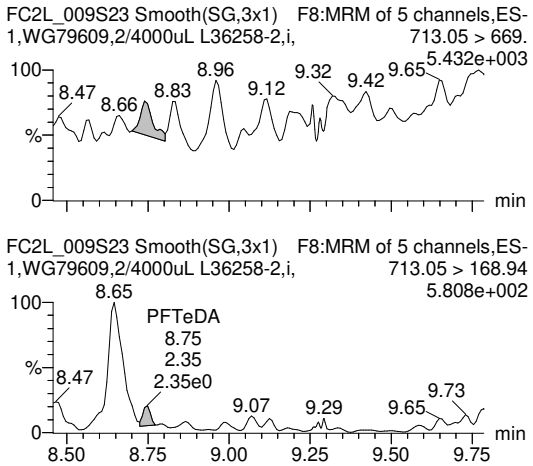

PFBS

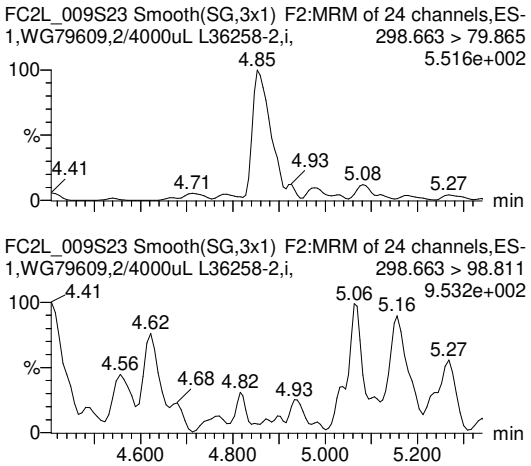

PFPeS

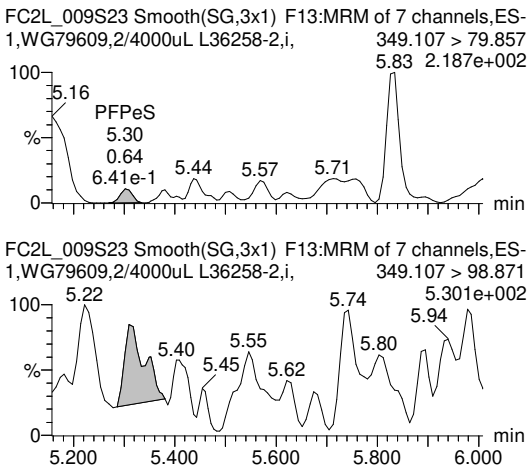

PFHxS-I

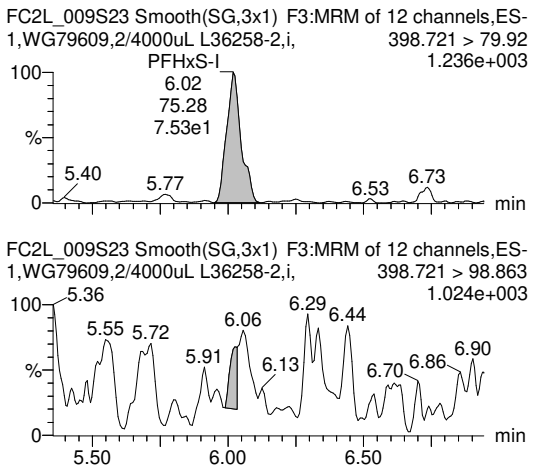

PFHxS-II

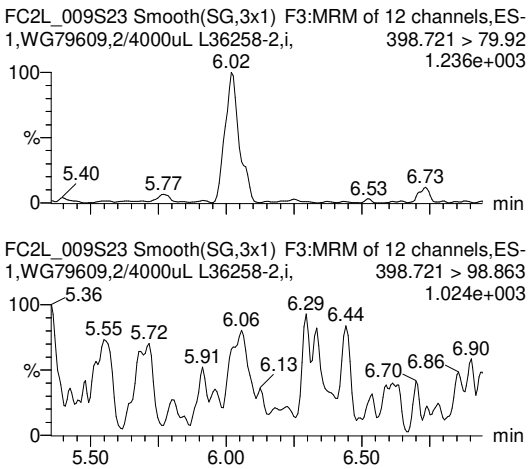

PV by TCH, SV by BRA 14-Jan-22, Conc. & LOD unit = ng for Inst QC, ng/mL for SPM, ng/L for samples

Quantify Sample Report **MassLynx MassLynx V4.1 SCN909**
SGS Axys Analytical Services, Ltd.

Dataset: G:\Masslynx\Inst_L\PFAS\quanfile\FC2L_009-b.qld

Last Altered: Wednesday, January 12, 2022 10:02:34 Pacific Standard Time
Printed: Friday, January 14, 2022 10:10:28 Pacific Standard Time

ID: L36258-2,i,, Name: FC2L_009S23, Description: 1,WG79609,2/4000uL, Date: 11-Jan-2022, Time: 17:09:21

PFHxS-III

FC2L_009S23 Smooth(SG,3x1) F3:MRM of 12 channels,ES-
1,WG79609,2/4000uL L36258-2,i, 398.721 > 79.92
1.236e+003

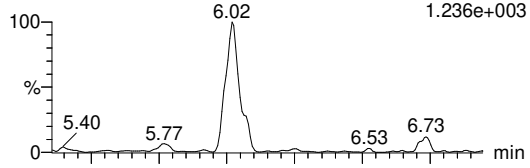

FC2L_009S23 Smooth(SG,3x1) F3:MRM of 12 channels,ES-
1,WG79609,2/4000uL L36258-2,i, 398.721 > 98.863
1.024e+003

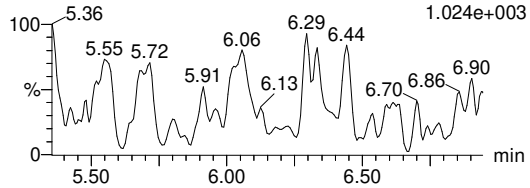

PFHxS-SUM

FC2L_009S23 Smooth(SG,3x1) F3:MRM of 12 channels,ES-
1,WG79609,2/4000uL L36258-2,i, 398.721 > 79.92
1.236e+003

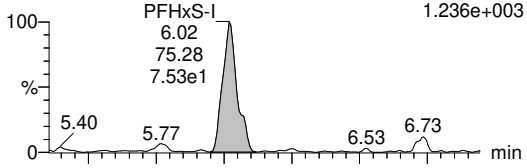

FC2L_009S23 Smooth(SG,3x1) F3:MRM of 12 channels,ES-
1,WG79609,2/4000uL L36258-2,i, 398.721 > 98.863
1.024e+003

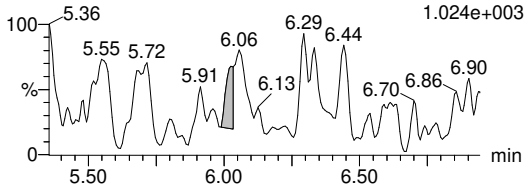

PFHxS

FC2L_009S23 Smooth(SG,3x1) F3:MRM of 12 channels,ES-
1,WG79609,2/4000uL L36258-2,i, 398.721 > 79.92
1.236e+003

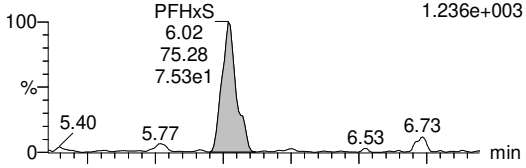

FC2L_009S23 Smooth(SG,3x1) F3:MRM of 12 channels,ES-
1,WG79609,2/4000uL L36258-2,i, 398.721 > 98.863
1.024e+003

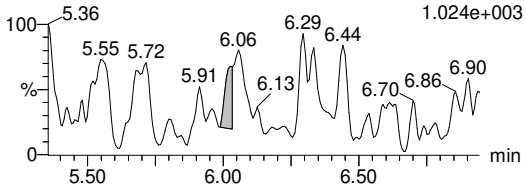

PFHpS

FC2L_009S23 Smooth(SG,3x1) F4:MRM of 7 channels,ES-
1,WG79609,2/4000uL L36258-2,i, 449.036 > 79.857
6.310e+001

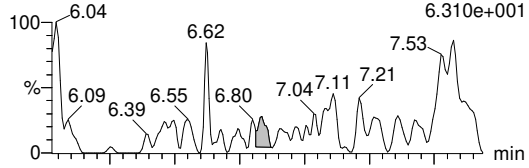

FC2L_009S23 Smooth(SG,3x1) F4:MRM of 7 channels,ES-
1,WG79609,2/4000uL L36258-2,i, 449.036 > 98.8
9.541e+002

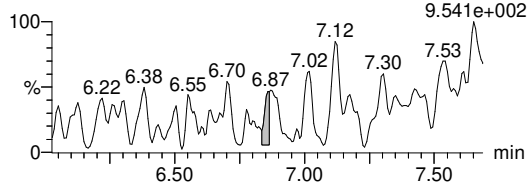

PFOS-I

FC2L_009S23 Smooth(SG,3x1) F5:MRM of 15 channels,ES-
1,WG79609,2/4000uL L36258-2,i, 498.906 > 79.856
7.119e+002

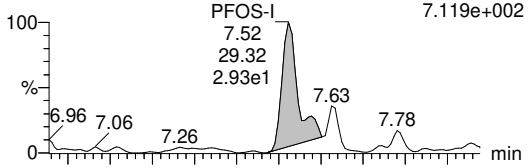

FC2L_009S23 Smooth(SG,3x1) F5:MRM of 15 channels,ES-
1,WG79609,2/4000uL L36258-2,i, 498.906 > 98.801
8.551e+002

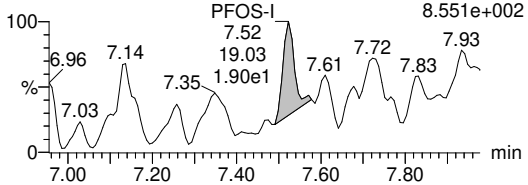

PFOS-II

FC2L_009S23 Smooth(SG,3x1) F5:MRM of 15 channels,ES-
1,WG79609,2/4000uL L36258-2,i, 498.906 > 79.856
7.119e+002

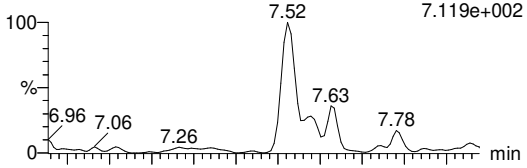

FC2L_009S23 Smooth(SG,3x1) F5:MRM of 15 channels,ES-
1,WG79609,2/4000uL L36258-2,i, 498.906 > 98.801
8.551e+002

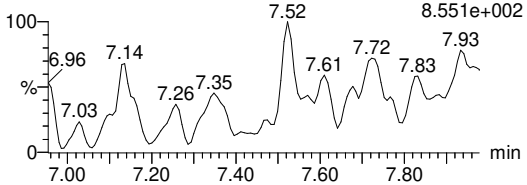

PV by TCH, SV by BRA 14-Jan-22, Conc. & LOD unit = ng for Inst QC, ng/mL for SPM, ng/L for samples

Quantify Sample Report **MassLynx MassLynx V4.1 SCN909**
SGS Axys Analytical Services, Ltd.

Dataset: G:\Masslynx\Inst_L\PFAS\quanfile\FC2L_009-b.qld

Last Altered: Wednesday, January 12, 2022 10:02:34 Pacific Standard Time
Printed: Friday, January 14, 2022 10:10:28 Pacific Standard Time

ID: L36258-2,i,, Name: FC2L_009S23, Description: 1,WG79609,2/4000uL, Date: 11-Jan-2022, Time: 17:09:21

PFOS-III

FC2L_009S23 Smooth(SG,3x1) F5:MRM of 15 channels,ES-
1,WG79609,2/4000uL L36258-2,i, 498.906 > 79.856
7.119e+002

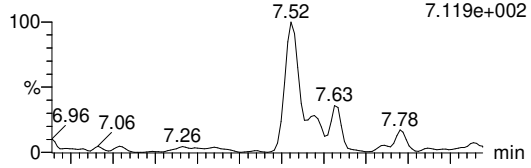

FC2L_009S23 Smooth(SG,3x1) F5:MRM of 15 channels,ES-
1,WG79609,2/4000uL L36258-2,i, 498.906 > 98.801
8.551e+002

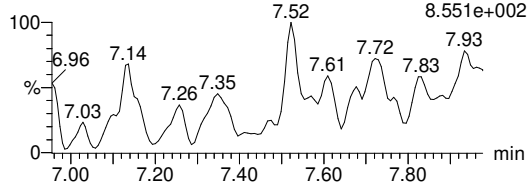

PFOS-IV

FC2L_009S23 Smooth(SG,3x1) F5:MRM of 15 channels,ES-
1,WG79609,2/4000uL L36258-2,i, 498.906 > 79.856
7.119e+002

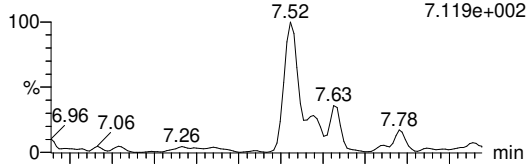

FC2L_009S23 Smooth(SG,3x1) F5:MRM of 15 channels,ES-
1,WG79609,2/4000uL L36258-2,i, 498.906 > 98.801
8.551e+002

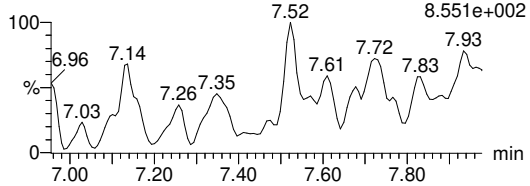

PFOS-SUM

FC2L_009S23 Smooth(SG,3x1) F5:MRM of 15 channels,ES-
1,WG79609,2/4000uL L36258-2,i, 498.906 > 79.856
7.119e+002

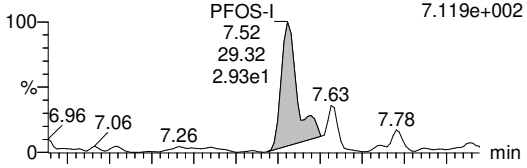

FC2L_009S23 Smooth(SG,3x1) F5:MRM of 15 channels,ES-
1,WG79609,2/4000uL L36258-2,i, 498.906 > 98.801
8.551e+002

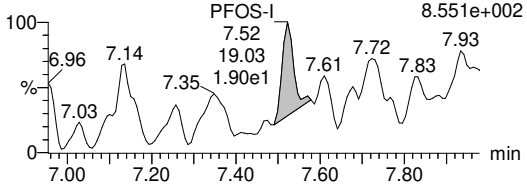

PFOS

FC2L_009S23 Smooth(SG,3x1) F5:MRM of 15 channels,ES-
1,WG79609,2/4000uL L36258-2,i, 498.906 > 79.856
7.119e+002

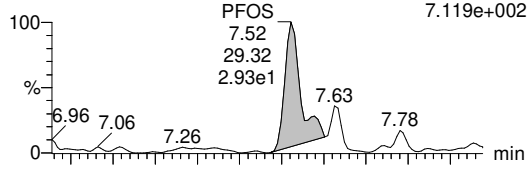

FC2L_009S23 Smooth(SG,3x1) F5:MRM of 15 channels,ES-
1,WG79609,2/4000uL L36258-2,i, 498.906 > 98.801
8.551e+002

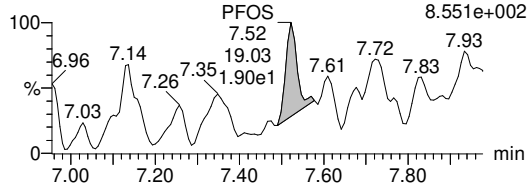

PFNS

FC2L_009S23 Smooth(SG,3x1) F9:MRM of 5 channels,ES-
1,WG79609,2/4000uL L36258-2,i, 548.775 > 79.858
1.929e+002

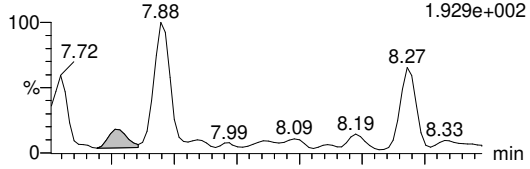

FC2L_009S23 Smooth(SG,3x1) F9:MRM of 5 channels,ES-
1,WG79609,2/4000uL L36258-2,i, 548.775 > 98.801
6.050e+002

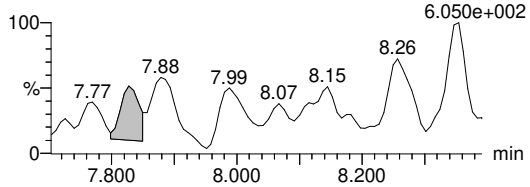

PFDS

F11:MRM of 11 channels,ES-
599.027 > 79.92
2.585e+002

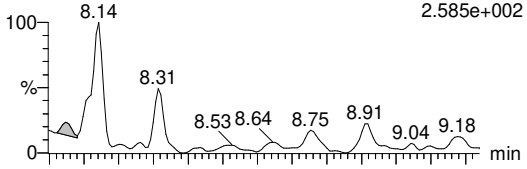

F11:MRM of 11 channels,ES-
599.027 > 98.8
5.836e+002

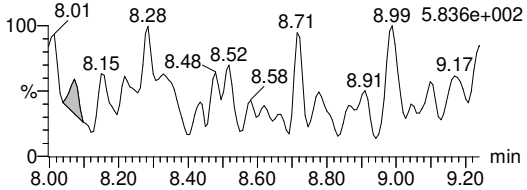

PV by TCH, SV by BRA 14-Jan-22, Conc. & LOD unit = ng for Inst QC, ng/mL for SPM, ng/L for samples

Quantify Sample Report **MassLynx MassLynx V4.1 SCN909**
SGS Axys Analytical Services, Ltd.

Dataset: G:\Masslynx\Inst_L\PFAS\quanfile\FC2L_009-b.qld

Last Altered: Wednesday, January 12, 2022 10:02:34 Pacific Standard Time
Printed: Friday, January 14, 2022 10:10:28 Pacific Standard Time

ID: L36258-2,i,, Name: FC2L_009S23, Description: 1,WG79609,2/4000uL, Date: 11-Jan-2022, Time: 17:09:21

PFDoS

FC2L_009S23 Smooth(SG,3x1) F8:MRM of 5 channels,ES-
1,WG79609,2/4000uL L36258-2,i, 699.084 > 79.856

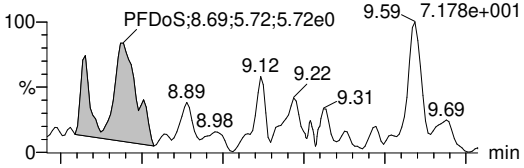

FC2L_009S23 Smooth(SG,3x1) F8:MRM of 5 channels,ES-
1,WG79609,2/4000uL L36258-2,i, 699.084 > 98.8

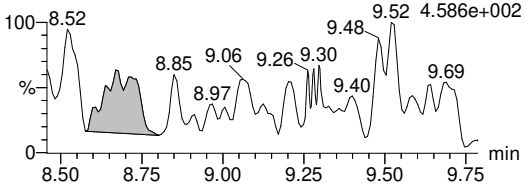

4:2 FTS

FC2L_009S23 Smooth(SG,3x1) F2:MRM of 24 channels,ES-
1,WG79609,2/4000uL L36258-2,i, 327.077 > 307.017

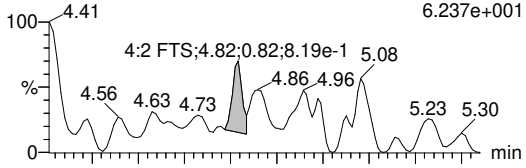

FC2L_009S23 Smooth(SG,3x1) F2:MRM of 24 channels,ES-
1,WG79609,2/4000uL L36258-2,i, 327.077 > 80.85

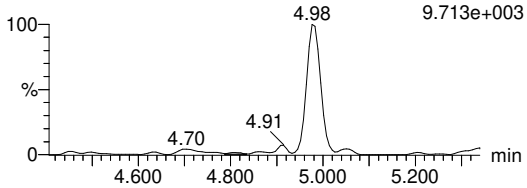

6:2 FTS

FC2L_009S23 Smooth(SG,3x1) F12:MRM of 6 channels,ES-
1,WG79609,2/4000uL L36258-2,i, 427.071 > 407.024

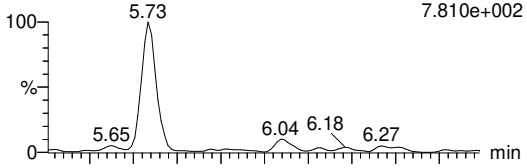

FC2L_009S23 Smooth(SG,3x1) F12:MRM of 6 channels,ES-
1,WG79609,2/4000uL L36258-2,i, 427.071 > 80.9

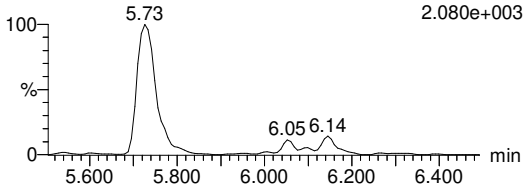

8:2 FTS

FC2L_009S23 Smooth(SG,3x1) F6:MRM of 4 channels,ES-
1,WG79609,2/4000uL L36258-2,i, 527.065 > 506.997

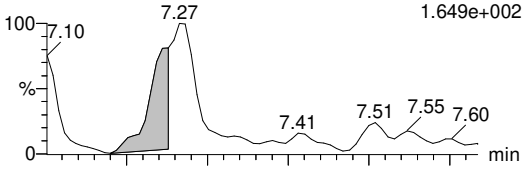

FC2L_009S23 Smooth(SG,3x1) F6:MRM of 4 channels,ES-
1,WG79609,2/4000uL L36258-2,i, 527.065 > 80.75

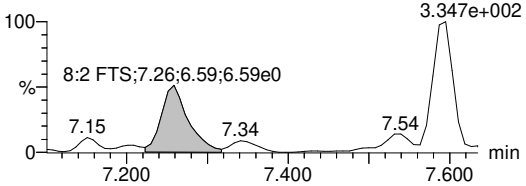

PFOSA-I

F11:MRM of 11 channels,ES-
498.113 > 77.902

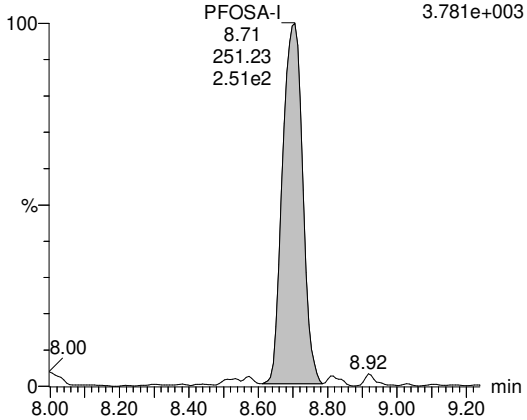

PFOSA-II

F11:MRM of 11 channels,ES-
498.113 > 77.902

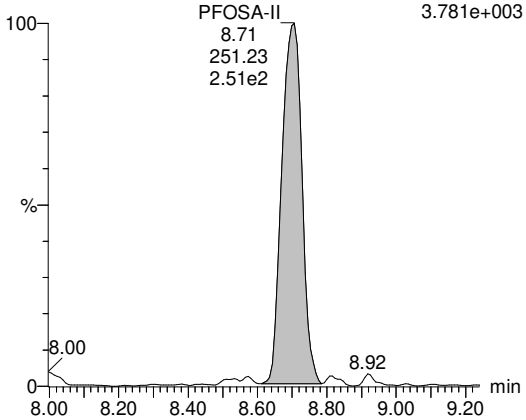

PV by TCH, SV by BRA 14-Jan-22, Conc. & LOD unit = ng for Inst QC, ng/mL for SPM, ng/L for samples

Quantify Sample Report **MassLynx MassLynx V4.1 SCN909**
SGS Axys Analytical Services, Ltd.

Dataset: G:\Masslynx\Inst_L\PFAS\quanfile\FC2L_009-b.qld

Last Altered: Wednesday, January 12, 2022 10:02:34 Pacific Standard Time
Printed: Friday, January 14, 2022 10:10:28 Pacific Standard Time

ID: L36258-2,i,, Name: FC2L_009S23, Description: 1,WG79609,2/4000uL, Date: 11-Jan-2022, Time: 17:09:21

PFOSA-SUM

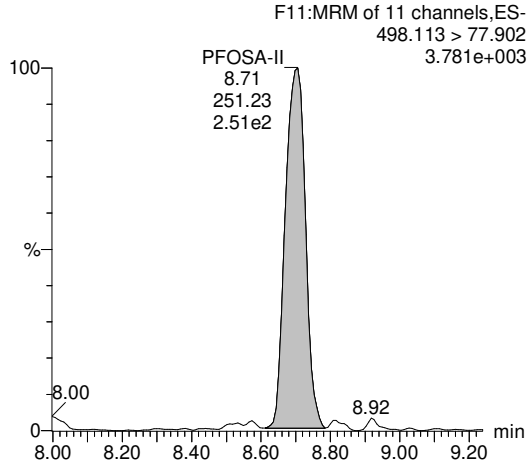

PFOSA

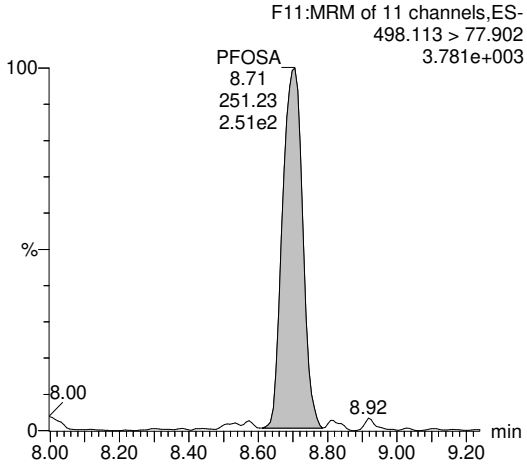

N-MeFOSA-I

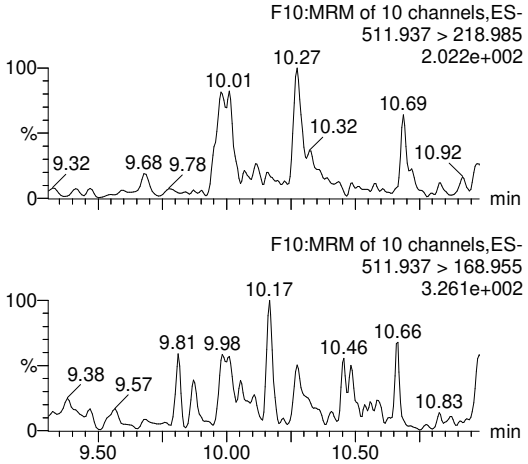

N-MeFOSA-II

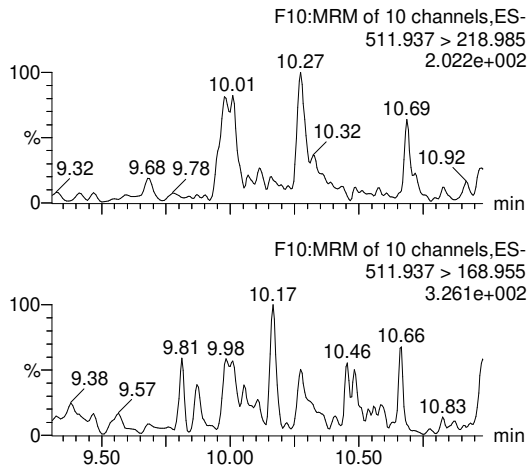

N-MeFOSA-SUM

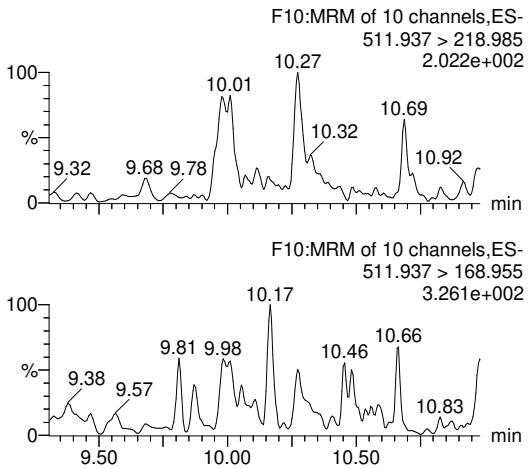

N-MeFOSA

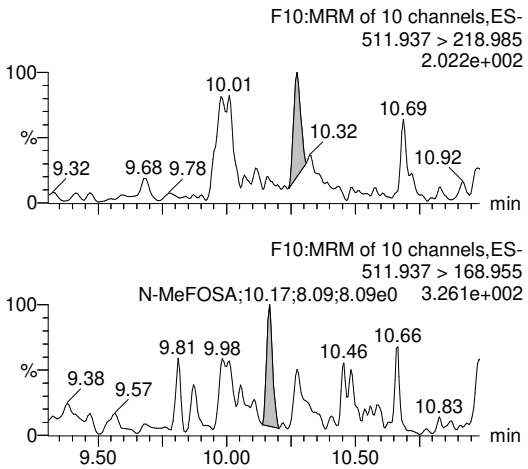

PV by TCH, SV by BRA 14-Jan-22, Conc. & LOD unit = ng for Inst QC, ng/mL for SPM, ng/L for samples

Quantify Sample Report **MassLynx MassLynx V4.1 SCN909**
SGS Axys Analytical Services, Ltd.

Dataset: G:\Masslynx\Inst_L\PFAS\quanfile\FC2L_009-b.qld

Last Altered: Wednesday, January 12, 2022 10:02:34 Pacific Standard Time
Printed: Friday, January 14, 2022 10:10:28 Pacific Standard Time

ID: L36258-2,i,, Name: FC2L_009S23, Description: 1,WG79609,2/4000uL, Date: 11-Jan-2022, Time: 17:09:21

N-EtFOSA-I

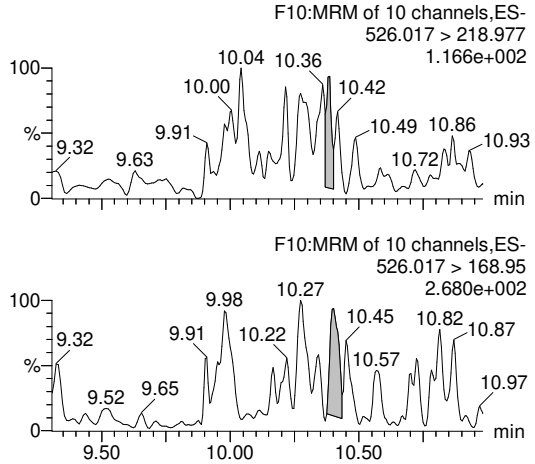

N-EtFOSA-II

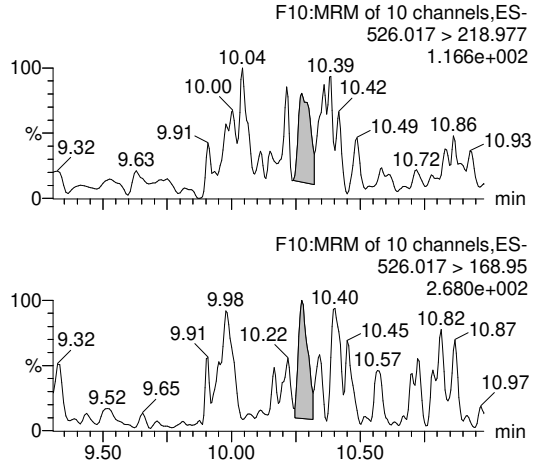

N-EtFOSA-SUM

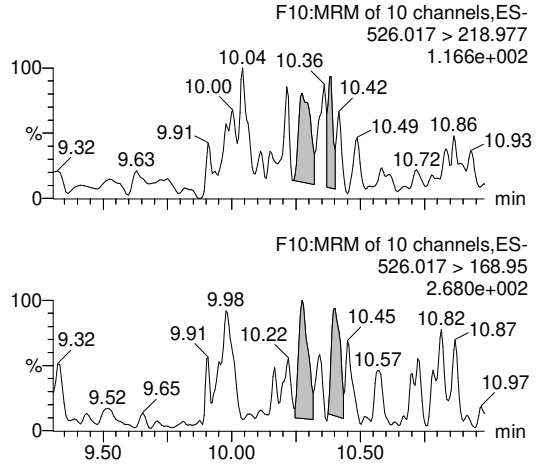

N-EtFOSA

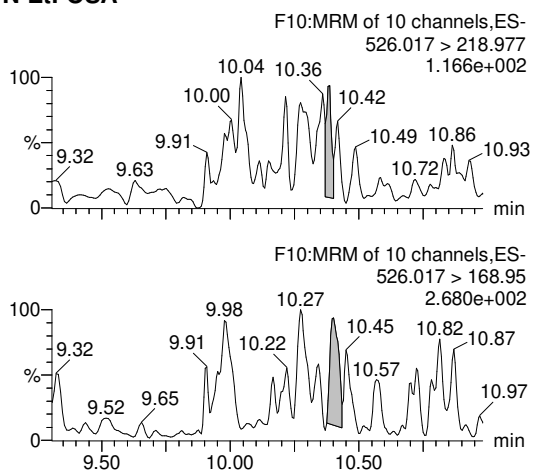

MeFOSAA-I

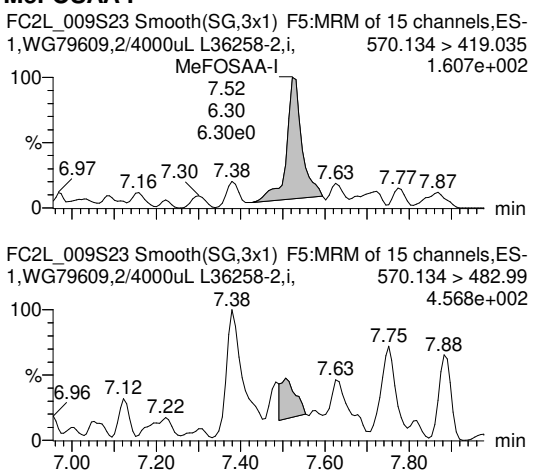

MeFOSAA-II

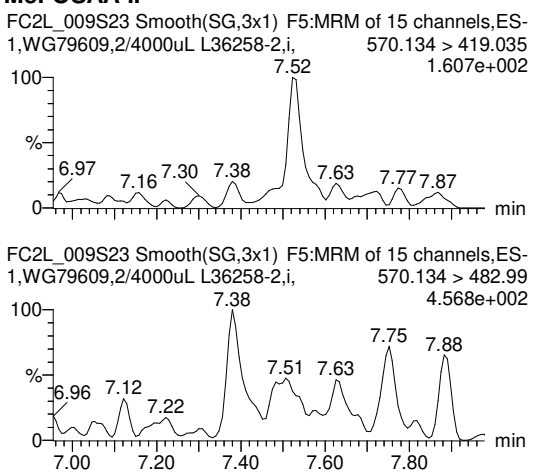

PV by TCH, SV by BRA 14-Jan-22, Conc. & LOD unit = ng for Inst QC, ng/mL for SPM, ng/L for samples

Quantify Sample Report **MassLynx MassLynx V4.1 SCN909**
SGS Axys Analytical Services, Ltd.

Dataset: G:\Masslynx\Inst_L\PFAS\quanfile\FC2L_009-b.qld

Last Altered: Wednesday, January 12, 2022 10:02:34 Pacific Standard Time
Printed: Friday, January 14, 2022 10:10:28 Pacific Standard Time

ID: L36258-2,i,, Name: FC2L_009S23, Description: 1,WG79609,2/4000uL, Date: 11-Jan-2022, Time: 17:09:21

MeFOSAA-III

FC2L_009S23 Smooth(SG,3x1) F5:MRM of 15 channels,ES-
1,WG79609,2/4000uL L36258-2,i, 570.134 > 419.035
1.607e+002

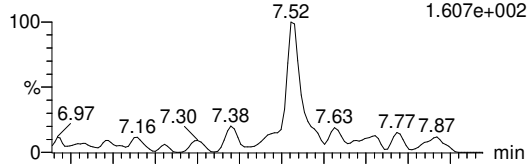

FC2L_009S23 Smooth(SG,3x1) F5:MRM of 15 channels,ES-
1,WG79609,2/4000uL L36258-2,i, 570.134 > 482.99
4.568e+002

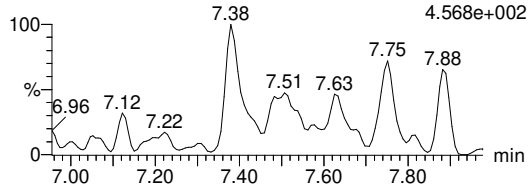

MeFOSAA-SUM

FC2L_009S23 Smooth(SG,3x1) F5:MRM of 15 channels,ES-
1,WG79609,2/4000uL L36258-2,i, 570.134 > 419.035
1.607e+002

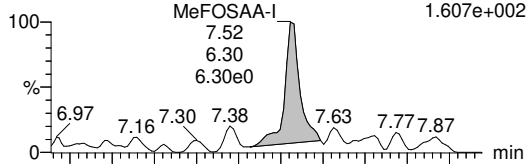

FC2L_009S23 Smooth(SG,3x1) F5:MRM of 15 channels,ES-
1,WG79609,2/4000uL L36258-2,i, 570.134 > 482.99
4.568e+002

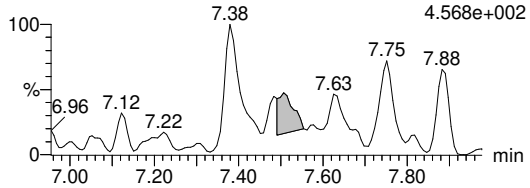

MeFOSAA

FC2L_009S23 Smooth(SG,3x1) F5:MRM of 15 channels,ES-
1,WG79609,2/4000uL L36258-2,i, 570.134 > 419.035
1.607e+002

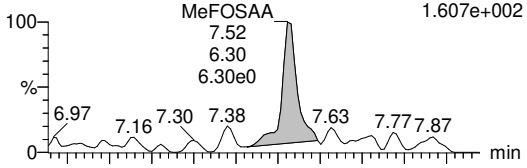

FC2L_009S23 Smooth(SG,3x1) F5:MRM of 15 channels,ES-
1,WG79609,2/4000uL L36258-2,i, 570.134 > 482.99
4.568e+002

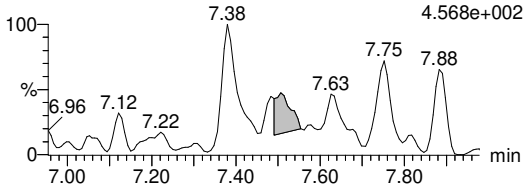

EtFOSAA-I

FC2L_009S23 Smooth(SG,3x1) F7:MRM of 3 channels,ES-
1,WG79609,2/4000uL L36258-2,i, 584.15 > 419.062
4.950e+001

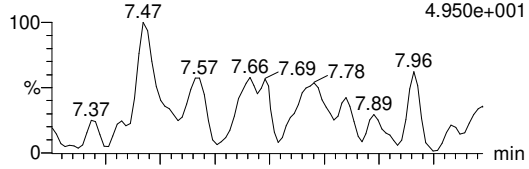

FC2L_009S23 Smooth(SG,3x1) F7:MRM of 3 channels,ES-
1,WG79609,2/4000uL L36258-2,i, 584.15 > 526.045
3.923e+002

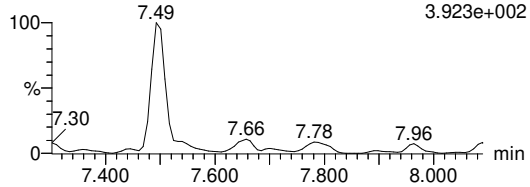

EtFOSAA-II

FC2L_009S23 Smooth(SG,3x1) F7:MRM of 3 channels,ES-
1,WG79609,2/4000uL L36258-2,i, 584.15 > 419.062
4.950e+001

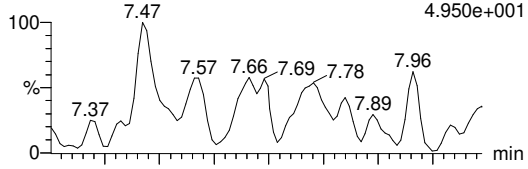

FC2L_009S23 Smooth(SG,3x1) F7:MRM of 3 channels,ES-
1,WG79609,2/4000uL L36258-2,i, 584.15 > 526.045
3.923e+002

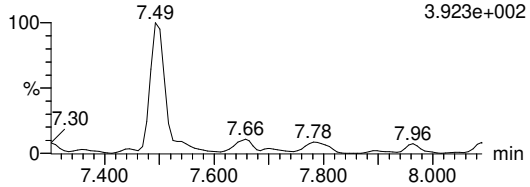

EtFOSAA-III

FC2L_009S23 Smooth(SG,3x1) F7:MRM of 3 channels,ES-
1,WG79609,2/4000uL L36258-2,i, 584.15 > 419.062
4.950e+001

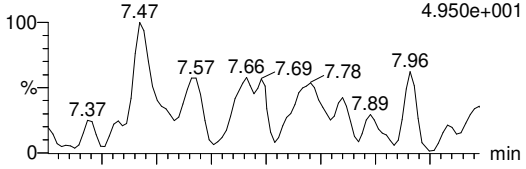

FC2L_009S23 Smooth(SG,3x1) F7:MRM of 3 channels,ES-
1,WG79609,2/4000uL L36258-2,i, 584.15 > 526.045
3.923e+002

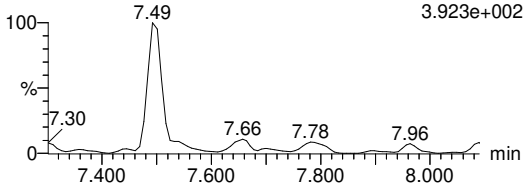

PV by TCH, SV by BRA 14-Jan-22, Conc. & LOD unit = ng for Inst QC, ng/mL for SPM, ng/L for samples

Quantify Sample Report **MassLynx MassLynx V4.1 SCN909**
SGS Axys Analytical Services, Ltd.

Dataset: G:\Masslynx\Inst_L\PFAS\quanfile\FC2L_009-b.qld

Last Altered: Wednesday, January 12, 2022 10:02:34 Pacific Standard Time
Printed: Friday, January 14, 2022 10:10:28 Pacific Standard Time

ID: L36258-2,i,, Name: FC2L_009S23, Description: 1,WG79609,2/4000uL, Date: 11-Jan-2022, Time: 17:09:21

EtFOSAA-SUM

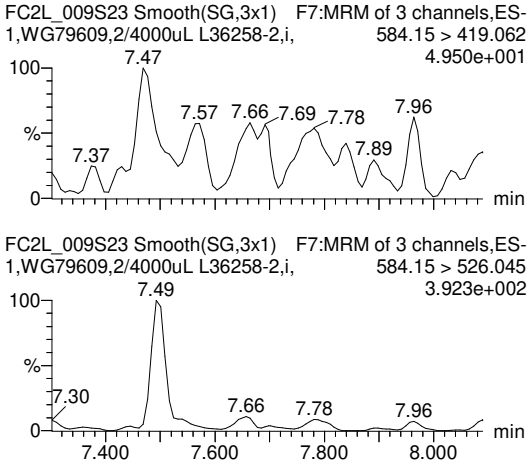

EtFOSAA

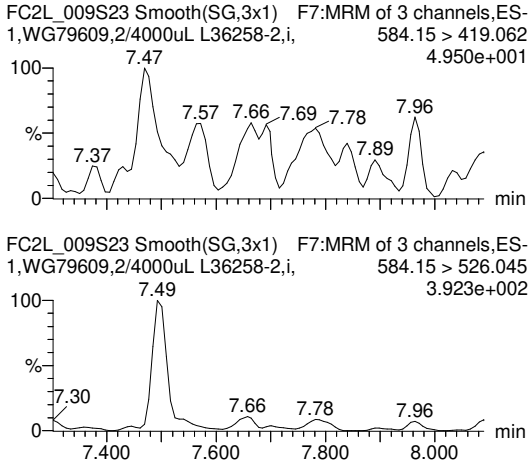

N-MeFOSE-I

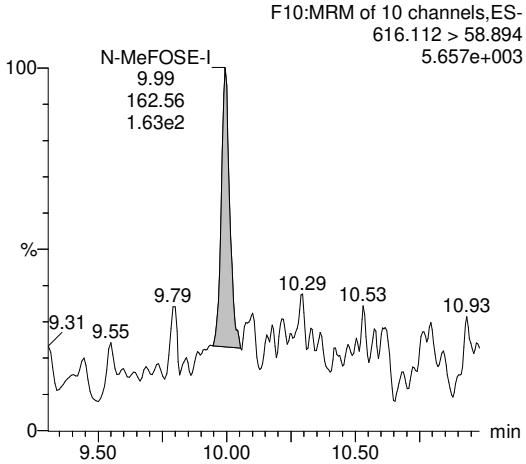

N-MeFOSE-II

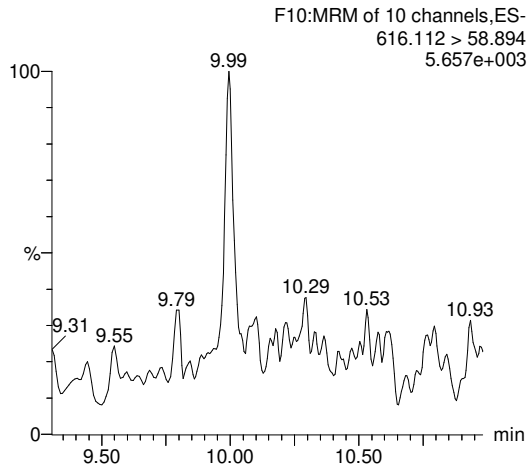

N-MeFOSE-III

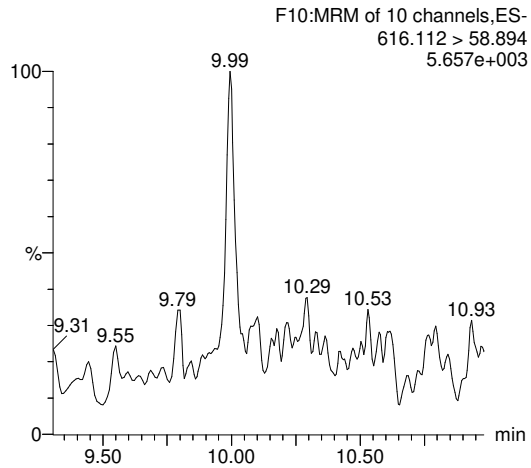

N-MeFOSE-SUM

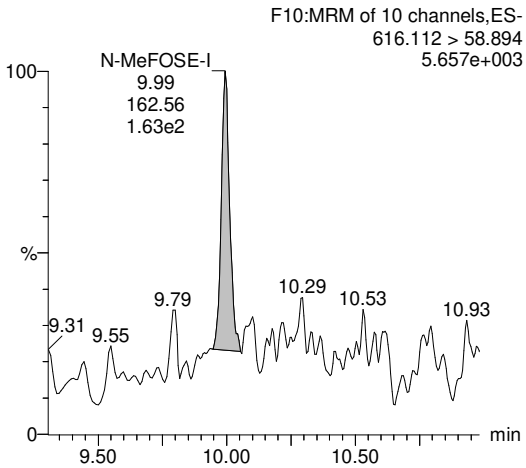

PV by TCH, SV by BRA 14-Jan-22, Conc. & LOD unit = ng for Inst QC, ng/mL for SPM, ng/L for samples

Quantify Sample Report **MassLynx MassLynx V4.1 SCN909**
SGS Axys Analytical Services, Ltd.

Dataset: G:\Masslynx\Inst_L\PFAS\quanfile\FC2L_009-b.qld

Last Altered: Wednesday, January 12, 2022 10:02:34 Pacific Standard Time
Printed: Friday, January 14, 2022 10:10:28 Pacific Standard Time

ID: L36258-2,i,, Name: FC2L_009S23, Description: 1,WG79609,2/4000uL, Date: 11-Jan-2022, Time: 17:09:21

N-MeFOSE

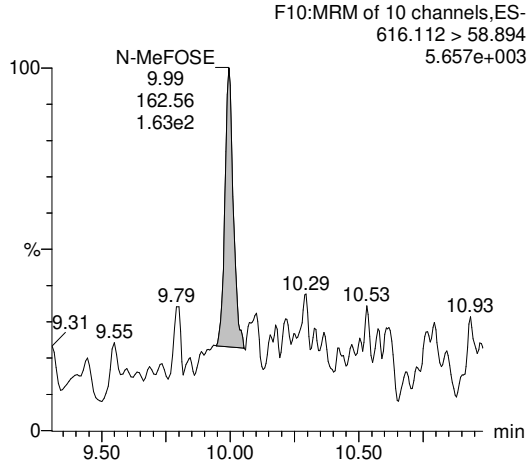

N-EtFOSE-I

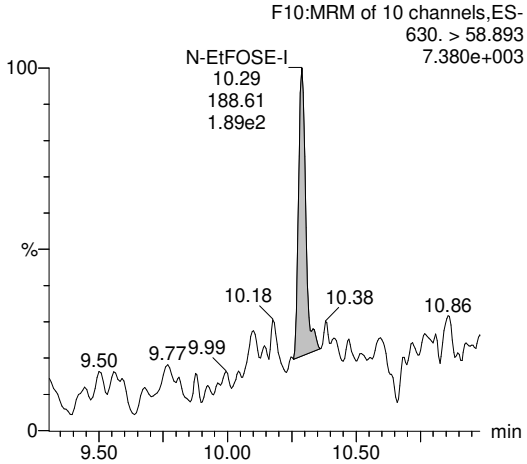

N-EtFOSE-II

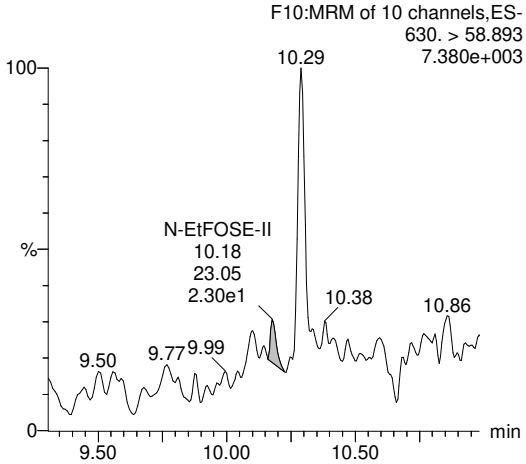

N-EtFOSE-III

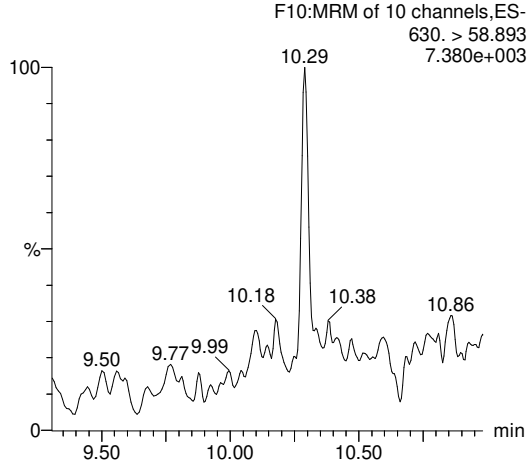

N-EtFOSE-SUM

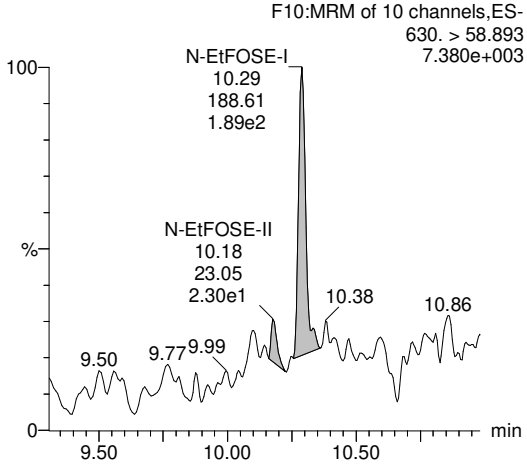

N-EtFOSE

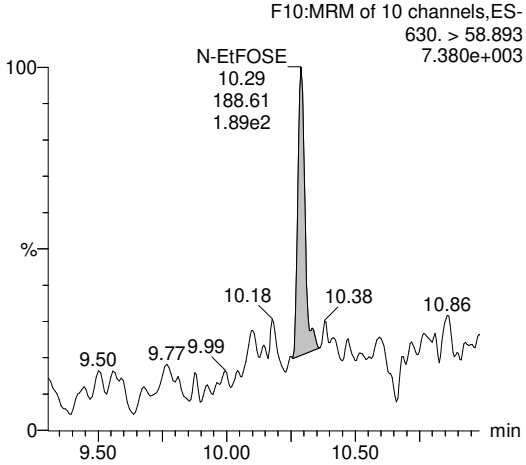

PV by TCH, SV by BRA 14-Jan-22, Conc. & LOD unit = ng for Inst QC, ng/mL for SPM, ng/L for samples

Quantify Sample Report **MassLynx MassLynx V4.1 SCN909**
SGS Axys Analytical Services, Ltd.

Dataset: G:\Masslynx\Inst_L\PFAS\quanfile\FC2L_009-b.qld

Last Altered: Wednesday, January 12, 2022 10:02:34 Pacific Standard Time
Printed: Friday, January 14, 2022 10:10:28 Pacific Standard Time

ID: L36258-2,i,, Name: FC2L_009S23, Description: 1,WG79609,2/4000uL, Date: 11-Jan-2022, Time: 17:09:21

HFPO-DA

FC2L_009S23 Smooth(SG,3x1) F2:MRM of 24 channels,ES-
1,WG79609,2/4000uL L36258-2,i, 284.8894 > 168.9079
3.300e+002

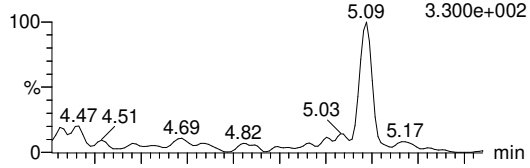

FC2L_009S23 Smooth(SG,3x1) F2:MRM of 24 channels,ES-
1,WG79609,2/4000uL L36258-2,i, 284.8894 > 184.9131
8.763e+002

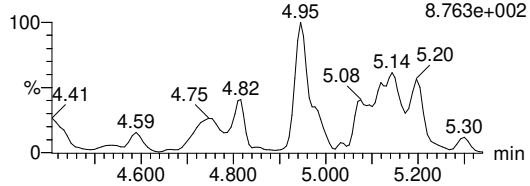

ADONA

FC2L_009S23 Smooth(SG,3x1) F13:MRM of 7 channels,ES-
1,WG79609,2/4000uL L36258-2,i, 376.88 > 250.937
2.424e+002

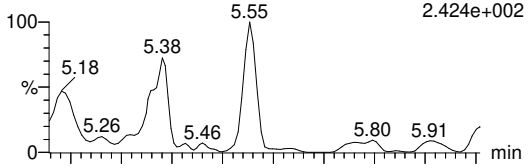

FC2L_009S23 Smooth(SG,3x1) F13:MRM of 7 channels,ES-
1,WG79609,2/4000uL L36258-2,i, 376.88 > 84.832
3.746e+002

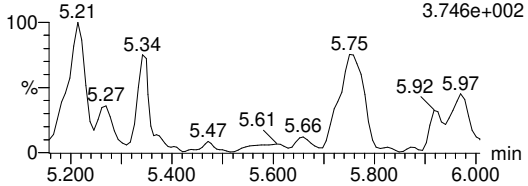

9Cl-PF3ONS

FC2L_009S23 Smooth(SG,3x1) F5:MRM of 15 channels,ES-
1,WG79609,2/4000uL L36258-2,i, 530.807 > 350.967
2.244e+002

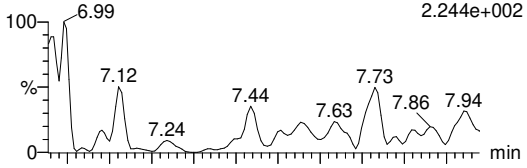

FC2L_009S23 Smooth(SG,3x1) F5:MRM of 15 channels,ES-
1,WG79609,2/4000uL L36258-2,i, 532.804 > 352.947
6.719e+002

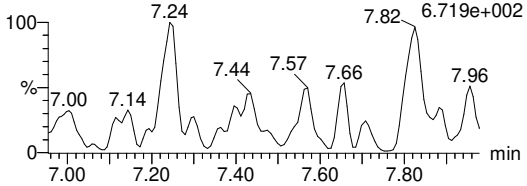

11Cl-PF3OUdS

F11:MRM of 11 channels,ES-
630.865 > 450.902
2.768e+002

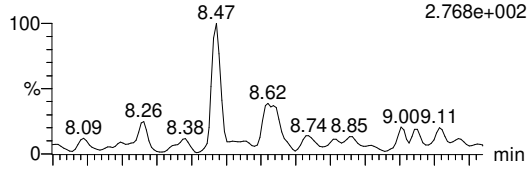

F11:MRM of 11 channels,ES-
632.868 > 452.91
3.919e+002

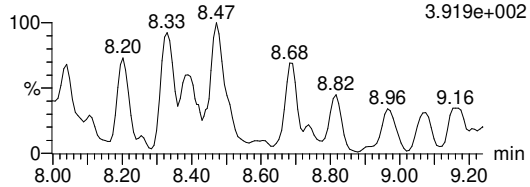

3:3 FTCA

FC2L_009S23 Smooth(SG,3x1) F14:MRM of 8 channels,ES-
1,WG79609,2/4000uL L36258-2,i, 241 > 177
5.152e+002

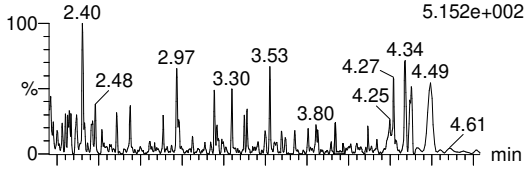

FC2L_009S23 Smooth(SG,3x1) F14:MRM of 8 channels,ES-
1,WG79609,2/4000uL L36258-2,i, 241 > 117
2.072e+003

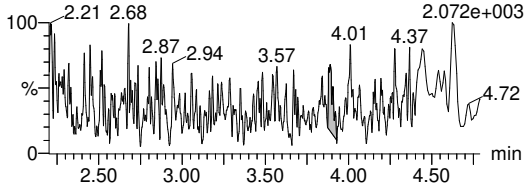

5:3 FTCA

FC2L_009S23 Smooth(SG,3x1) F2:MRM of 24 channels,ES-
1,WG79609,2/4000uL L36258-2,i, 341 > 237.1
1.594e+003

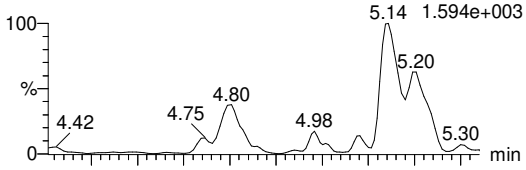

FC2L_009S23 Smooth(SG,3x1) F2:MRM of 24 channels,ES-
1,WG79609,2/4000uL L36258-2,i, 341 > 217
5.823e+003

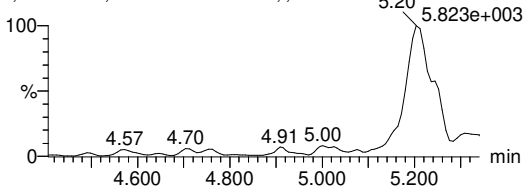

PV by TCH, SV by BRA 14-Jan-22, Conc. & LOD unit = ng for Inst QC, ng/mL for SPM, ng/L for samples

Quantify Sample Report **MassLynx MassLynx V4.1 SCN909**
SGS Axys Analytical Services, Ltd.

Dataset: G:\Masslynx\Inst_L\PFAS\quanfile\FC2L_009-b.qld

Last Altered: Wednesday, January 12, 2022 10:02:34 Pacific Standard Time
Printed: Friday, January 14, 2022 10:10:28 Pacific Standard Time

ID: L36258-2,i,, Name: FC2L_009S23, Description: 1,WG79609,2/4000uL, Date: 11-Jan-2022, Time: 17:09:21

7:3 FTCA

FC2L_009S23 Smooth(SG,3x1) F3:MRM of 12 channels,ES-
1,WG79609,2/4000uL L36258-2,i, 441 > 316.9
2.736e+003

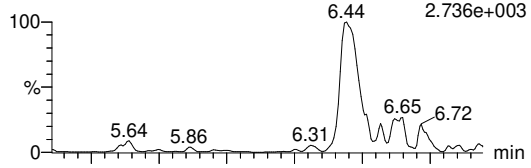

FC2L_009S23 Smooth(SG,3x1) F3:MRM of 12 channels,ES-
1,WG79609,2/4000uL L36258-2,i, 441 > 336.9
5.617e+003

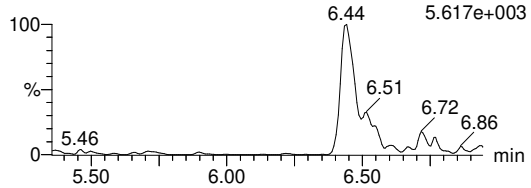

PFEESA

FC2L_009S23 Smooth(SG,3x1) F2:MRM of 24 channels,ES-
1,WG79609,2/4000uL L36258-2,i, 314.8 > 134.9
1.386e+002

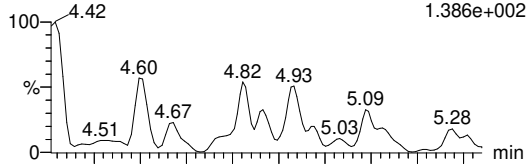

FC2L_009S23 Smooth(SG,3x1) F2:MRM of 24 channels,ES-
1,WG79609,2/4000uL L36258-2,i, 314.8 > 82.9
2.709e+003

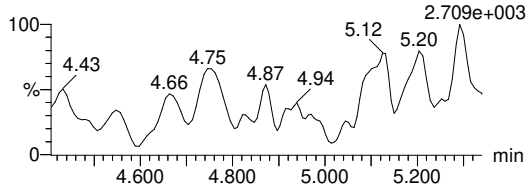

PFMPA

FC2L_009S23 Smooth(SG,5x1) F14:MRM of 8 channels,ES-
1,WG79609,2/4000uL L36258-2,i, 229.013 > 84.9
1.867e+003

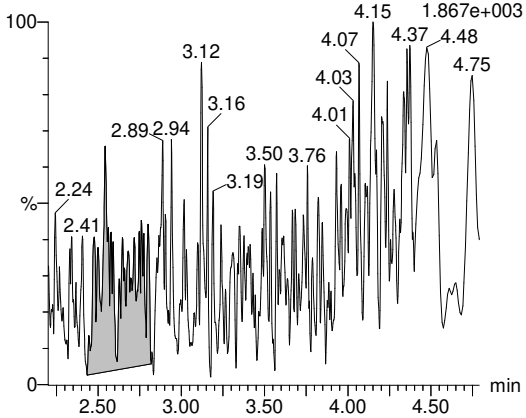

PFMBA

FC2L_009S23 Smooth(SG,3x1) F14:MRM of 8 channels,ES-
1,WG79609,2/4000uL L36258-2,i, 279 > 85.1
7.946e+002

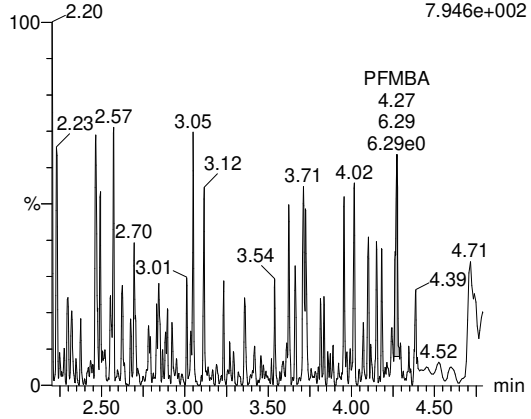

NFDHA

FC2L_009S23 Smooth(SG,3x1) F2:MRM of 24 channels,ES-
1,WG79609,2/4000uL L36258-2,i, 295 > 201
3.572e+001

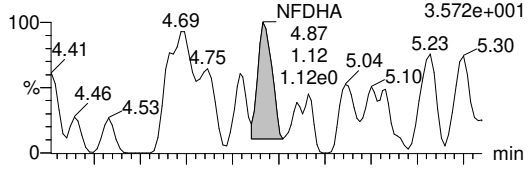

FC2L_009S23 Smooth(SG,3x1) F2:MRM of 24 channels,ES-
1,WG79609,2/4000uL L36258-2,i, 295 > 84.9
6.072e+002

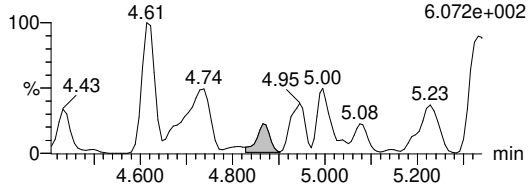

13C4-PFBA

FC2L_009S23 Smooth(SG,3x1) F1:MRM of 3 channels,ES-
1,WG79609,2/4000uL L36258-2,i, 216.776 > 171.928
2.277e+006

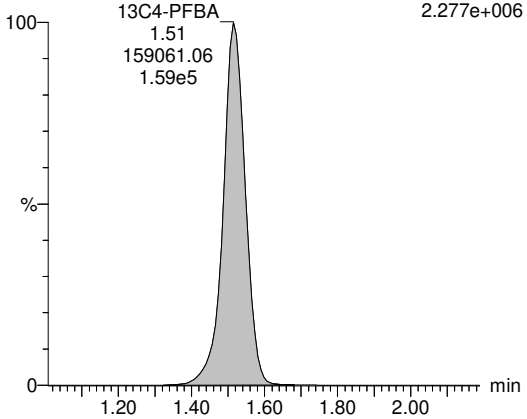

PV by TCH, SV by BRA 14-Jan-22, Conc. & LOD unit = ng for Inst QC, ng/mL for SPM, ng/L for samples

Quantify Sample Report **MassLynx MassLynx V4.1 SCN909**
SGS Axys Analytical Services, Ltd.

Dataset: G:\Masslynx\Inst_L\PFAS\quanfile\FC2L_009-b.qld

Last Altered: Wednesday, January 12, 2022 10:02:34 Pacific Standard Time
Printed: Friday, January 14, 2022 10:10:28 Pacific Standard Time

ID: L36258-2,i,, Name: FC2L_009S23, Description: 1,WG79609,2/4000uL, Date: 11-Jan-2022, Time: 17:09:21

13C5-PFPeA

FC2L_009S23 Smooth(SG,3x1) F14:MRM of 8 channels,ES-
1,WG79609,2/4000uL L36258-2,i, 268.16 > 223.035
1.216e+006

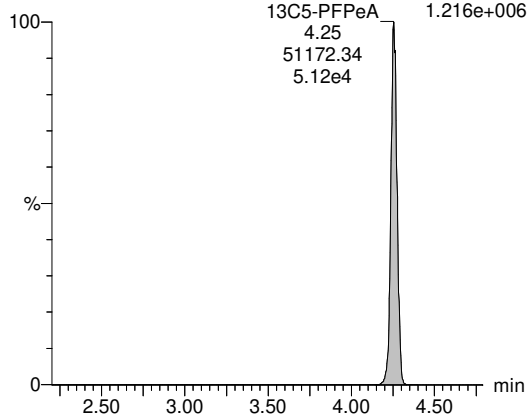

13C5-PFHxA

FC2L_009S23 Smooth(SG,3x1) F2:MRM of 24 channels,ES-
1,WG79609,2/4000uL L36258-2,i, 318.029 > 272.993
8.937e+005

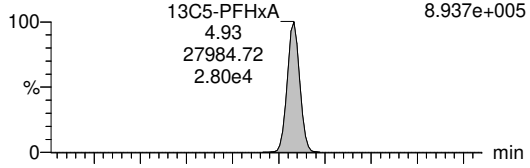

FC2L_009S23 Smooth(SG,3x1) F2:MRM of 24 channels,ES-
1,WG79609,2/4000uL L36258-2,i, 318.029 > 120.341
3.599e+004

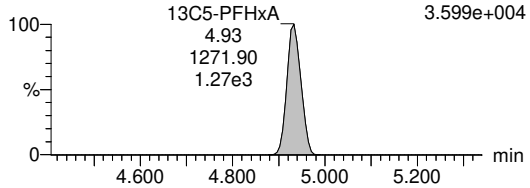

13C4-PFHpA

FC2L_009S23 Smooth(SG,3x1) F13:MRM of 7 channels,ES-
1,WG79609,2/4000uL L36258-2,i, 367.086 > 322.004
8.780e+005

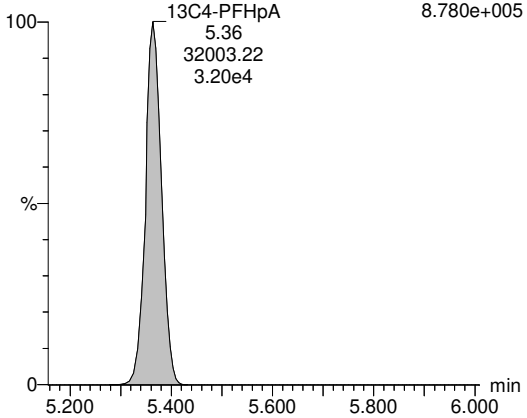

13C8-PFOA

FC2L_009S23 Smooth(SG,3x1) F3:MRM of 12 channels,ES-
1,WG79609,2/4000uL L36258-2,i, 421.096 > 376.022
6.264e+005

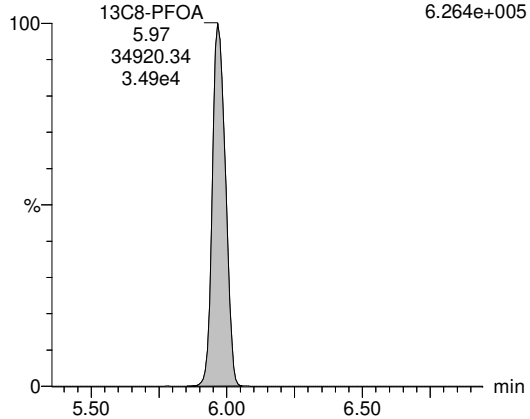

13C9-PFNA

FC2L_009S23 Smooth(SG,3x1) F4:MRM of 7 channels,ES-
1,WG79609,2/4000uL L36258-2,i, 472.096 > 427.014
2.912e+005

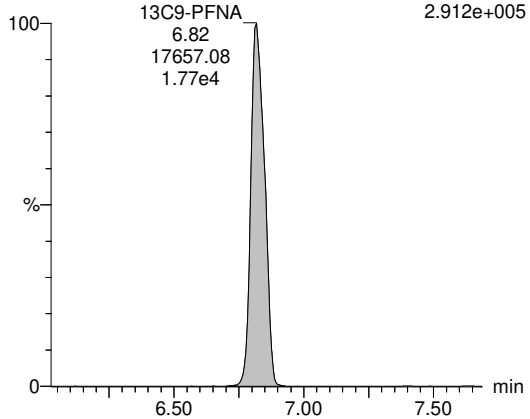

13C6-PFDA

FC2L_009S23 Smooth(SG,3x1) F5:MRM of 15 channels,ES-
1,WG79609,2/4000uL L36258-2,i, 519.147 > 474.058
3.625e+005

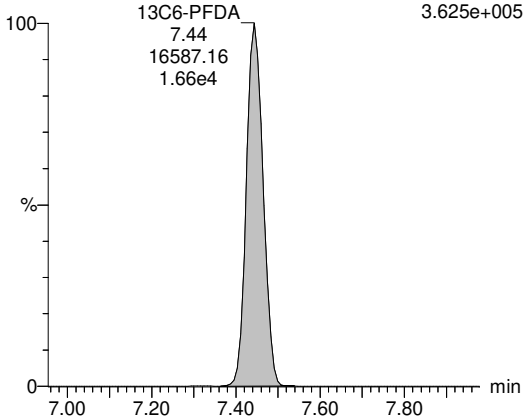

PV by TCH, SV by BRA 14-Jan-22, Conc. & LOD unit = ng for Inst QC, ng/mL for SPM, ng/L for samples

Quantify Sample Report **MassLynx MassLynx V4.1 SCN909**
SGS Axys Analytical Services, Ltd.

Dataset: G:\Masslynx\Inst_L\PFAS\quanfile\FC2L_009-b.qld

Last Altered: Wednesday, January 12, 2022 10:02:34 Pacific Standard Time
Printed: Friday, January 14, 2022 10:10:28 Pacific Standard Time

ID: L36258-2,i,, Name: FC2L_009S23, Description: 1,WG79609,2/4000uL, Date: 11-Jan-2022, Time: 17:09:21

13C7-PFUnA

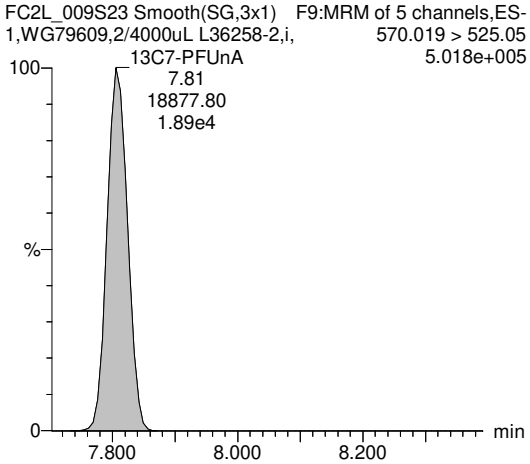

13C2-PFDoA

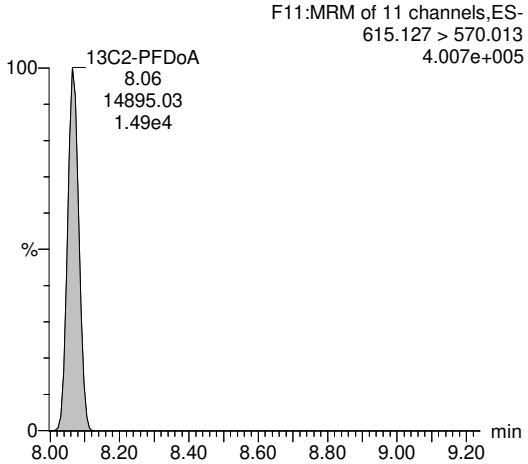

13C2-PFTeDA

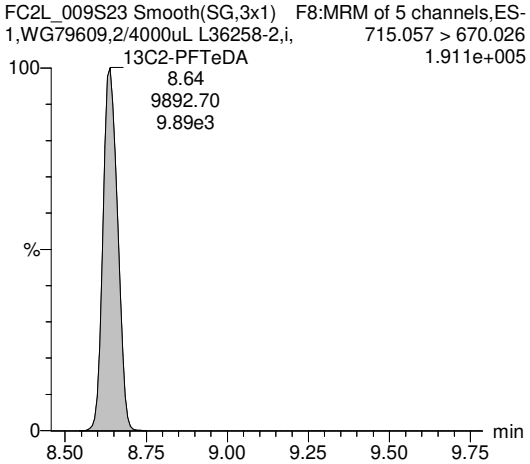

13C3-PFBS

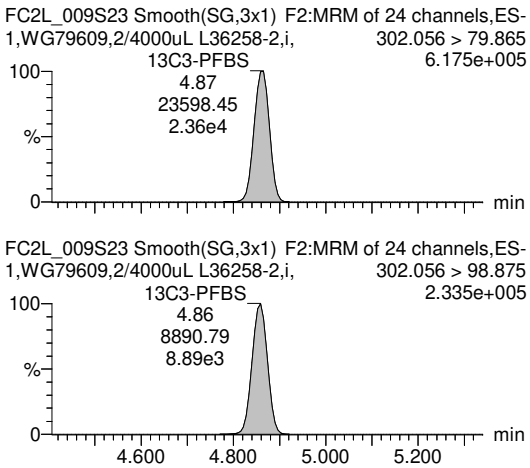

13C3-PFHxS

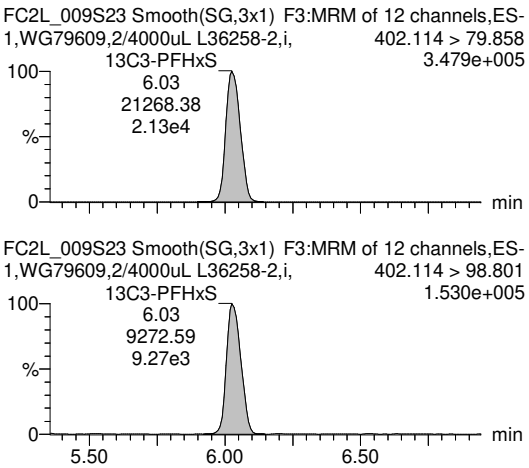

13C8-PFOS

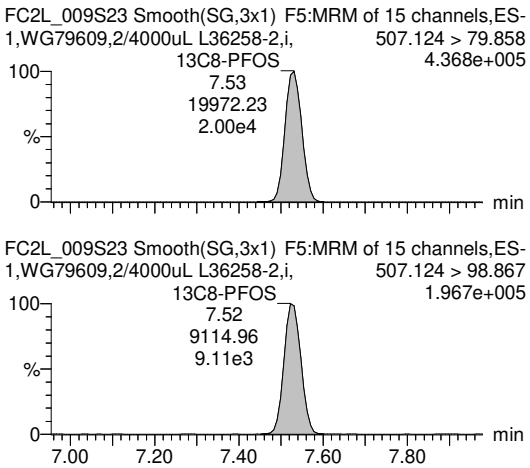

PV by TCH, SV by BRA 14-Jan-22, Conc. & LOD unit = ng for Inst QC, ng/mL for SPM, ng/L for samples

Quantify Sample Report **MassLynx MassLynx V4.1 SCN909**
SGS Axys Analytical Services, Ltd.

Dataset: G:\Masslynx\Inst_L\PFAS\quanfile\FC2L_009-b.qld

Last Altered: Wednesday, January 12, 2022 10:02:34 Pacific Standard Time
Printed: Friday, January 14, 2022 10:10:28 Pacific Standard Time

ID: L36258-2,i,, Name: FC2L_009S23, Description: 1,WG79609,2/4000uL, Date: 11-Jan-2022, Time: 17:09:21

13C2-4:2 FTS

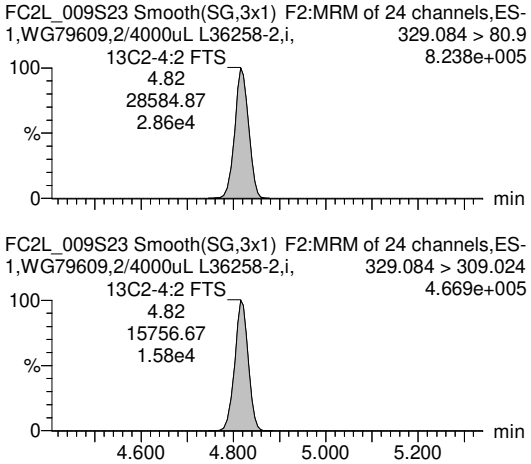

13C2-6:2 FTS

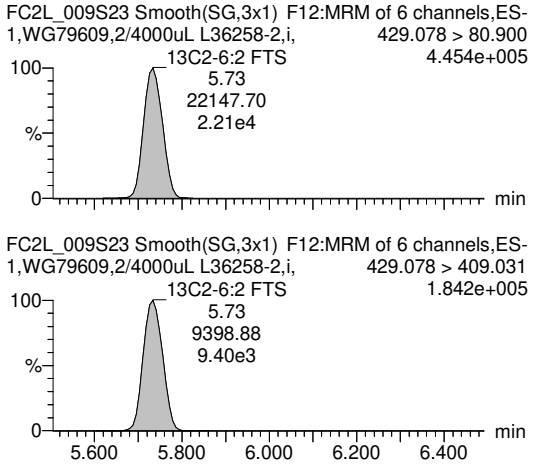

13C2-8:2 FTS

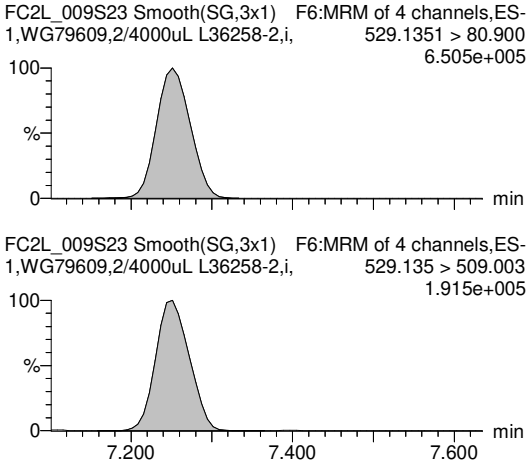

13C8-PFOSA

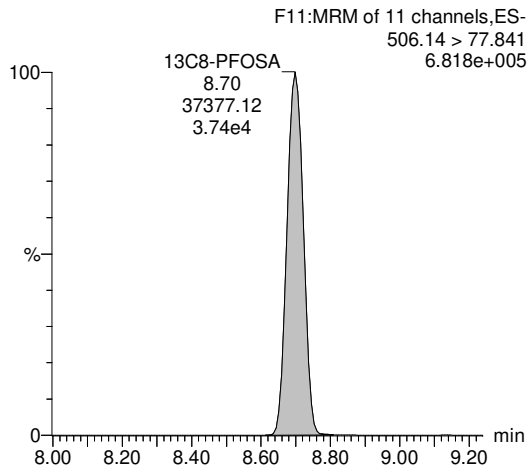

D3-N-MeFOSA

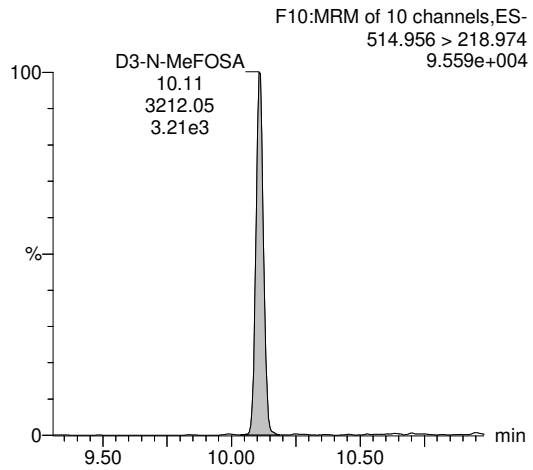

D5-N-EtFOSA

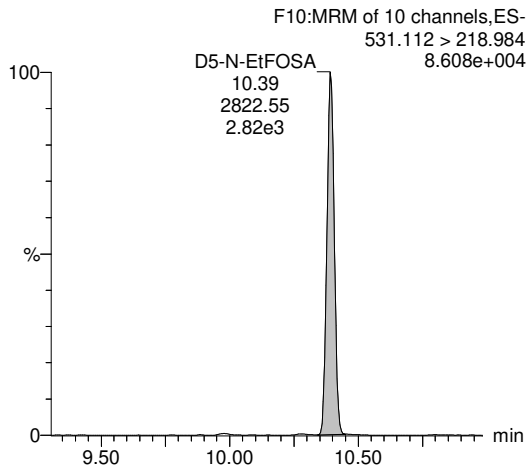

PV by TCH, SV by BRA 14-Jan-22, Conc. & LOD unit = ng for Inst QC, ng/mL for SPM, ng/L for samples

Quantify Sample Report **MassLynx MassLynx V4.1 SCN909**
SGS Axys Analytical Services, Ltd.

Dataset: G:\Masslynx\Inst_L\PFAS\quanfile\FC2L_009-b.qld

Last Altered: Wednesday, January 12, 2022 10:02:34 Pacific Standard Time
Printed: Friday, January 14, 2022 10:10:28 Pacific Standard Time

ID: L36258-2,i,, Name: FC2L_009S23, Description: 1,WG79609,2/4000uL, Date: 11-Jan-2022, Time: 17:09:21

D3-MeFOSAA

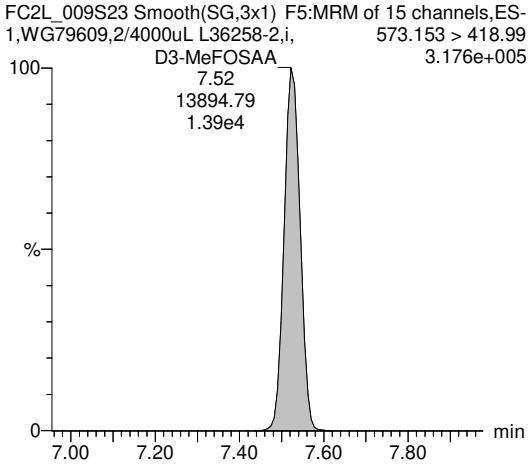

D5-EtFOSAA

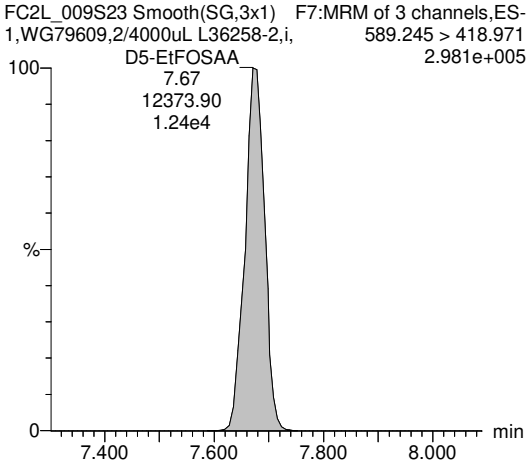

D7-N-MeFOSE

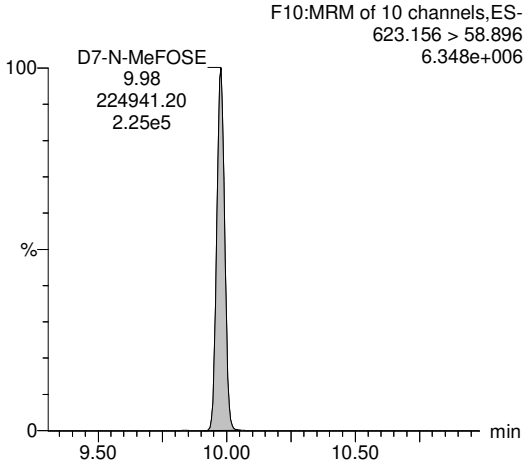

D9-N-EtFOSE

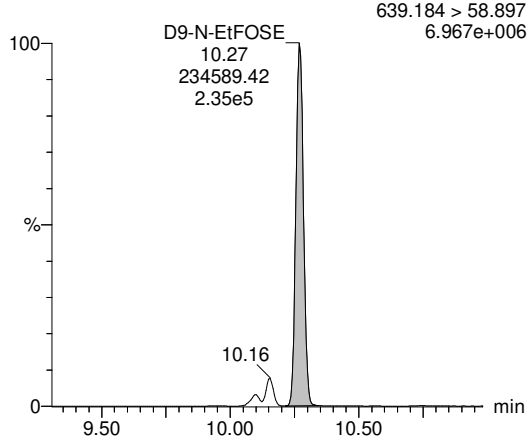

13C3-HFPO-DA

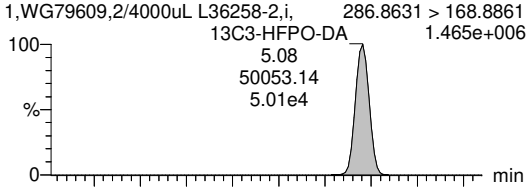

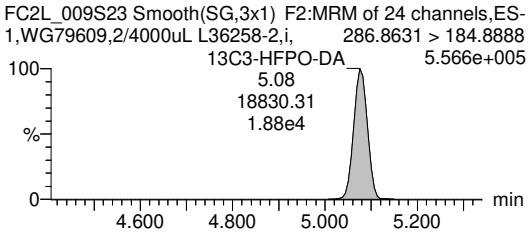

13C3-PFBA

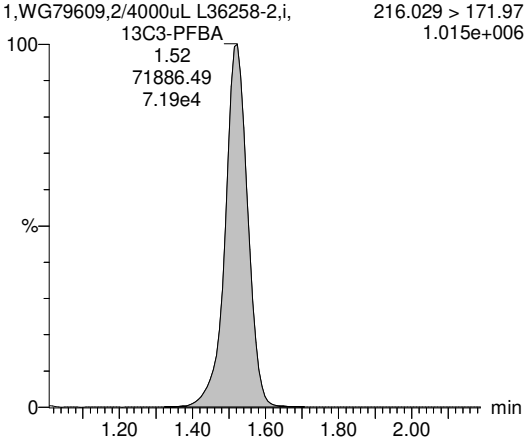

PV by TCH, SV by BRA 14-Jan-22, Conc. & LOD unit = ng for Inst QC, ng/mL for SPM, ng/L for samples

Quantify Sample Report **MassLynx MassLynx V4.1 SCN909**
SGS Axys Analytical Services, Ltd.

Dataset: G:\Masslynx\Inst_L\PFAS\quanfile\FC2L_009-b.qld

Last Altered: Wednesday, January 12, 2022 10:02:34 Pacific Standard Time
Printed: Friday, January 14, 2022 10:10:28 Pacific Standard Time

ID: L36258-2,i,, Name: FC2L_009S23, Description: 1,WG79609,2/4000uL, Date: 11-Jan-2022, Time: 17:09:21

13C2-PFHxA

FC2L_009S23 Smooth(SG,3x1) F2:MRM of 24 channels,ES-
1,WG79609,2/4000uL L36258-2,i, 315.083 > 269.984
1.038e+006

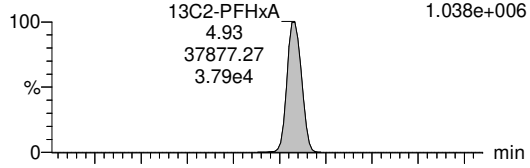

FC2L_009S23 Smooth(SG,3x1) F2:MRM of 24 channels,ES-
1,WG79609,2/4000uL L36258-2,i, 315.083 > 119.359
3.832e+004

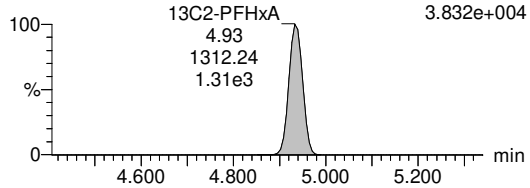

13C4-PFOA

FC2L_009S23 Smooth(SG,3x1) F3:MRM of 12 channels,ES-
1,WG79609,2/4000uL L36258-2,i, 417.083 > 171.95
1.943e+005

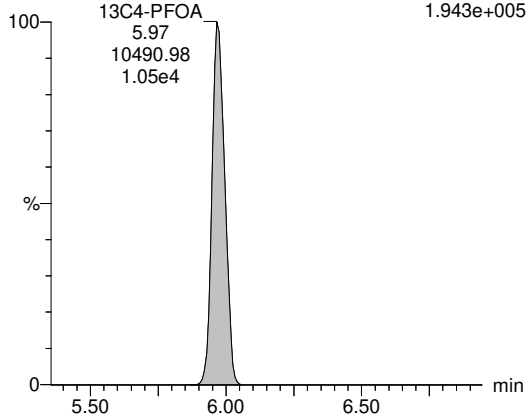

13C5-PFNA

FC2L_009S23 Smooth(SG,3x1) F4:MRM of 7 channels,ES-
1,WG79609,2/4000uL L36258-2,i, 468.019 > 423.008
2.982e+005

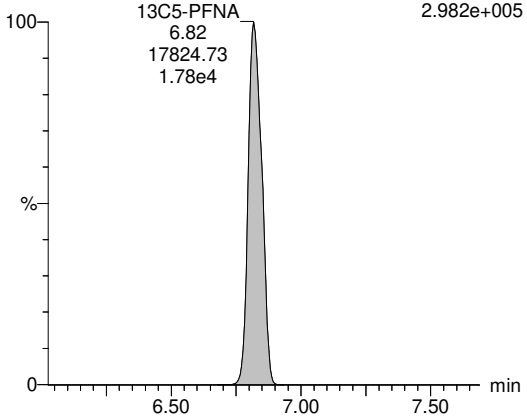

13C2-PFDA

FC2L_009S23 Smooth(SG,3x1) F5:MRM of 15 channels,ES-
1,WG79609,2/4000uL L36258-2,i, 515.134 > 470.05
3.834e+005

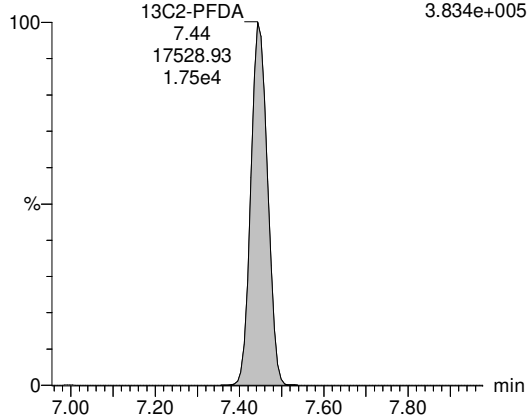

18O2-PFHxS

FC2L_009S23 Smooth(SG,3x1) F3:MRM of 12 channels,ES-
1,WG79609,2/4000uL L36258-2,i, 402.984 > 83.895
3.543e+005

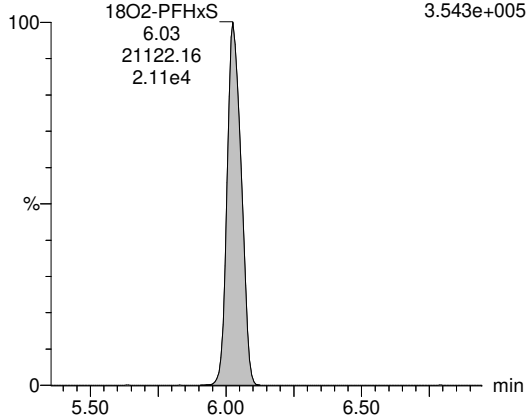

13C4-PFOS

FC2L_009S23 Smooth(SG,3x1) F5:MRM of 15 channels,ES-
1,WG79609,2/4000uL L36258-2,i, 502.791 > 79.856
4.773e+005

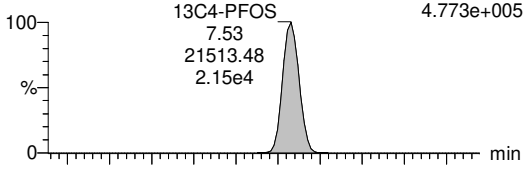

FC2L_009S23 Smooth(SG,3x1) F5:MRM of 15 channels,ES-
1,WG79609,2/4000uL L36258-2,i, 502.791 > 98.864
2.157e+005

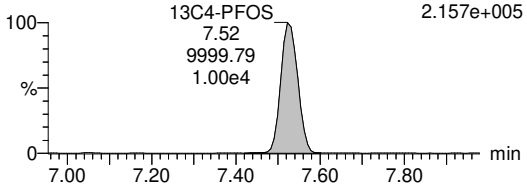

PV by TCH, SV by BRA 14-Jan-22, Conc. & LOD unit = ng for Inst QC, ng/mL for SPM, ng/L for samples

Quantify Sample Report **MassLynx MassLynx V4.1 SCN909**
SGS Axys Analytical Services, Ltd.

Dataset: G:\Masslynx\Inst_L\PFAS\quanfile\FC2L_009-b.qld

Last Altered: Wednesday, January 12, 2022 10:02:34 Pacific Standard Time
Printed: Friday, January 14, 2022 10:10:28 Pacific Standard Time

ID: L36258-2,i,, Name: FC2L_009S23, Description: 1,WG79609,2/4000uL, Date: 11-Jan-2022, Time: 17:09:21

13C2-D4-6:2 FTS

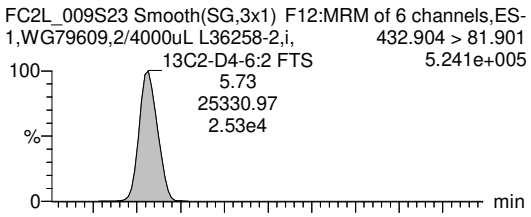

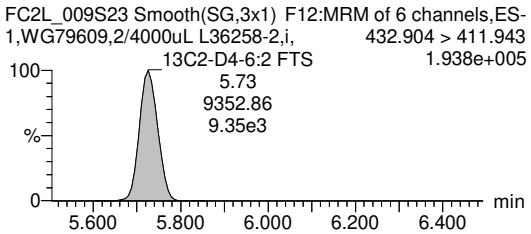

Quantify Sample Report **MassLynx MassLynx V4.1 SCN909**
SGS Axys Analytical Services, Ltd.

Dataset: G:\Masslynx\Inst_L\PFAS\quanfile\FC2L_009-b.qld

Last Altered: Wednesday, January 12, 2022 10:02:34 Pacific Standard Time
Printed: Friday, January 14, 2022 10:10:28 Pacific Standard Time

ID: L36258-2,i,, Name: FC2L_009S23, Description: 1,WG79609,2/4000uL, Date: 11-Jan-2022, Time: 17:09:21

#	IS#	Name	RT	Area	Confirm. Ion Area	IS Area	Std. Conc	Conc.	LOD	%Rec	Ratio (Pr...	Ratio	Ratio Fail(Y...	S/N	Noi...	IS Height	Samp. size	F2	Fla...
1	84	PFBA	1.52	298		159061		0.147	0.0749					5	724	2275557	0.509	1.0	db
2	85	PFPeA				51172			0.1281						1594	1215467	0.509	1.0	
3	86	PFHxA	4.94	61	23	27985		0.040	0.0603		4.85	2.63	NO	1	970	893392	0.509	1.0	dd
4	87	PFHpA				32003			0.0432		2.16				704	877668	0.509	1.0	
5	88	PFOA-I				34920			0.1479		1.96				2297	626137	0.509	1.0	
6	88	PFOA-II				34920			0.1479		0.00				2297	626137	0.509	1.0	
7	88	PFOA-III				34920			0.1479		0.00				2297	626137	0.509	1.0	
8	88	PFOA-IV				34920			0.1479		0.00				2297	626137	0.509	1.0	
9		PFOA-SUM		0		34920									2297	626137	0.509	1.0	
10	88	PFOA				34920			0.1479		1.96				2297	626137	0.509	1.0	
11	89	PFNA-I	6.80	145	30	17657		0.079	0.0897		2.85	4.87	YES	3	907	291157	0.509	1.0	dd
12	89	PFNA-II				17657			0.0897		0.00				907	291157	0.509	1.0	
13	89	PFNA-III				17657			0.0897		0.00				907	291157	0.509	1.0	
14		PFNA-SUM		145		17657		0.079	0.0897						907	291157	0.509	1.0	
15	89	PFNA	6.80	145	30	17657		0.079	0.0897		2.85	4.87	YES	3	907	291157	0.509	1.0	dd
16	90	PFDA				16587			0.0667		3.07				686	362392	0.509	1.0	
17	91	PFUnA				18878			0.0851		4.31				1104	501705	0.509	1.0	
18	92	PFDoA	8.06	82	1	14895		0.050	0.0593		7.42	97.03	YES	3	865	400462	0.509	1.0	bd
19	M...	PFTrDA				12394			0.0703		3.08				559	295734	0.509	1.0	
20	93	PFTeDA	8.74	64	2	9893		0.085	0.1794		2.82	27.25	YES	2	867	191005	0.509	1.0	bd
21	94	PFBS				23598			0.0028		2.59				34	617350	0.509	1.0	
22	95	PFPeS	5.30	1	15	21268		0.001	0.0037		2.24	0.04	YES	1	21	347779	0.509	1.0	bb
23	95	PFHxS-I	6.02	75	14	21268		0.059	0.0020		2.37	5.34	YES	91	14	347779	0.509	1.0	bb
24	95	PFHxS-II				21268			0.0020		3.26				14	347779	0.509	1.0	
25	95	PFHxS-III				21268			0.0020		2.72				14	347779	0.509	1.0	
26		PFHxS-SUM		75		21268		0.059	0.0020						14	347779	0.509	1.0	
27	95	PFHxS	6.02	75	14	21268		0.059	0.0020		2.40	5.34	YES	91	14	347779	0.509	1.0	bb
28	96	PFHpS	6.84	1	8	19972		0.001	0.0015		2.12	0.07	YES	1	12	436621	0.509	1.0	db
29	96	PFOS-I	7.52	29	19	19972		0.023	0.0081		2.42	1.54	NO	9	74	436621	0.509	1.0	bb
30	96	PFOS-II				19972			0.0081		2.75				74	436621	0.509	1.0	
31	96	PFOS-III				19972			0.0081		8.19				74	436621	0.509	1.0	
32	96	PFOS-IV				19972			0.0081		2.14				74	436621	0.509	1.0	
33		PFOS-SUM		29		19972		0.023	0.0081						74	436621	0.509	1.0	
34	96	PFOS	7.52	29	19	19972		0.023	0.0081		2.54	1.54	NO	9	74	436621	0.509	1.0	bb
35	96	PFNS	7.81	1	8	19972		0.001	0.0011		2.36	0.11	YES	3	10	436621	0.509	1.0	bd

PV by TCH, SV by BRA 14-Jan-22, Conc. & LOD unit = ng for Inst QC, ng/mL for SPM, ng/L for samples

Quantify Sample Report **MassLynx MassLynx V4.1 SCN909**
SGS Axys Analytical Services, Ltd.

Dataset: G:\Masslynx\Inst_L\PFAS\quanfile\FC2L_009-b.qld

Last Altered: Wednesday, January 12, 2022 10:02:34 Pacific Standard Time
Printed: Friday, January 14, 2022 10:10:28 Pacific Standard Time

ID: L36258-2,i,, Name: FC2L_009S23, Description: 1,WG79609,2/4000uL, Date: 11-Jan-2022, Time: 17:09:21

#	IS#	Name	RT	Area	Confirm. Ion Area	IS Area	Std. Conc	Conc.	LOD	%Rec	Ratio (Pr...	Ratio	Ratio Fail(Y...	S/N	Noi...	IS Height	Samp. size	F2	Fla...
36	96	PFDS	8.05	1	4	19972		0.001	0.0073		2.36	0.19	YES	0	61	436621	0.509	1.0	bd
37	96	PFDoS	8.69	6	26	19972		0.006	0.0024		2.24	0.22	YES	3	16	436621	0.509	1.0	bb
38	97	4:2 FTS	4.82	1	5	28585		0.002	0.0028		0.43	0.16	YES	4	9	823637	0.509	1.0	bd
39	98	6:2 FTS				22148			0.0096		0.44				19	445245	0.509	1.0	
40	99	8:2 FTS	7.25	3	7	31311		0.016	0.0544		0.57	0.53	NO	2	80	650303	0.509	1.0	bd
41	100	PFOSA-I	8.71	251		37377		0.133	0.0026					125	30	681464	0.509	1.0	bb
42	100	PFOSA-II	8.71	251		37377		0.133	0.0026					125	30	681464	0.509	1.0	bb
43		PFOSA-SUM		502		37377		0.266	0.0052						30	681464	0.509	1.0	
44	100	PFOSA	8.71	251		37377		0.133	0.0026					125	30	681464	0.509	1.0	bb
45	101	N-MeFOSA-I				3212			0.0055		0.55				10	95523	0.509	1.0	
46	101	N-MeFOSA-II				3212			0.0055		1.14				10	95523	0.509	1.0	
47		N-MeFOSA-SUM		0		3212									10	95523	0.509	1.0	
48	101	N-MeFOSA	10.27	5	8	3212		0.028	0.0055		0.53	0.62	NO	16	10	95523	0.509	1.0	bb
49	102	N-EtFOSA-I	10.39	2	9	2823		0.014	0.0192		0.55	0.27	YES	3	34	85937	0.509	1.0	dd
50	102	N-EtFOSA-II	10.27	4	10	2823		0.024	0.0192		1.28	0.42	YES	2	34	85937	0.509	1.0	bd
51		N-EtFOSA-SUM		6		2823		0.038	0.0384						34	85937	0.509	1.0	
52	102	N-EtFOSA	10.39	2	9	2823		0.014	0.0192		0.53	0.27	NO	3	34	85937	0.509	1.0	dd
53	103	MeFOSAA-I	7.52	6	6	13895		0.021	0.0054		2.01	1.08	NO	12	12	317466	0.509	1.0	bb
54	103	MeFOSAA-II				13895			0.0054		1.84				12	317466	0.509	1.0	
55	103	MeFOSAA-III				13895			0.0054		0.29				12	317466	0.509	1.0	
56		MeFOSAA-SUM		6		13895		0.021	0.0054						12	317466	0.509	1.0	
57	103	MeFOSAA	7.52	6	6	13895		0.021	0.0054		1.87	1.08	NO	12	12	317466	0.509	1.0	bb
58	104	EtFOSAA-I				12374			0.0082		1.24				16	297986	0.509	1.0	
59	104	EtFOSAA-II				12374			0.0082		0.34				16	297986	0.509	1.0	
60	104	EtFOSAA-III				12374			0.0082		0.63				16	297986	0.509	1.0	
61		EtFOSAA-SUM		0		12374									16	297986	0.509	1.0	
62	104	EtFOSAA				12374			0.0082		1.09				16	297986	0.509	1.0	
63	105	N-MeFOSE-I	9.99	163		224941		0.129	0.0341					11	404	6342332	0.509	1.0	bb
64	105	N-MeFOSE-II				224941			0.0341						404	6342332	0.509	1.0	
65	105	N-MeFOSE-III				224941			0.0341						404	6342332	0.509	1.0	
66		N-MeFOSE-SUM		163		224941		0.129	0.0341						404	6342332	0.509	1.0	
67	105	N-MeFOSE	9.99	163		224941		0.129	0.0341					11	404	6342332	0.509	1.0	bb
68	106	N-EtFOSE-I	10.29	189		234589		0.133	0.0233					18	327	6960272	0.509	1.0	bb
69	106	N-EtFOSE-II	10.18	23		234589		0.016	0.0233					3	327	6960272	0.509	1.0	bb
70	106	N-EtFOSE-III				234589			0.0233						327	6960272	0.509	1.0	

PV by TCH, SV by BRA 14-Jan-22, Conc. & LOD unit = ng for Inst QC, ng/mL for SPM, ng/L for samples

Quantify Sample Report **MassLynx MassLynx V4.1 SCN909**
SGS Axys Analytical Services, Ltd.

Dataset: G:\Masslynx\Inst_L\PFAS\quanfile\FC2L_009-b.qld

Last Altered: Wednesday, January 12, 2022 10:02:34 Pacific Standard Time
Printed: Friday, January 14, 2022 10:10:28 Pacific Standard Time

ID: L36258-2,i,, Name: FC2L_009S23, Description: 1,WG79609,2/4000uL, Date: 11-Jan-2022, Time: 17:09:21

#	IS#	Name	RT	Area	Confirm. Ion Area	IS Area	Std. Conc	Conc.	LOD	%Rec	Ratio (Pr...	Ratio	Ratio Fail(Y...	S/N	Noi...	IS Height	Samp. size	F2	Fla...
71		N-EtFOSE-SUM		212		234589		0.149	0.0467						327	6960272	0.509	1.0	
72	106	N-EtFOSE	10.29	189		234589		0.133	0.0233					18	327	6960272	0.509	1.0	bb
73	107	HFPO-DA				50053			0.0033		2.87				22	1464920	0.509	1.0	
74	107	ADONA				50053			0.0008		1.08				34	1464920	0.509	1.0	
75	107	9Cl-PF3ONS				50053			0.0014		3.20				17	1464920	0.509	1.0	
76	107	11Cl-PF3OUdS				50053			0.0015		3.13				10	1464920	0.509	1.0	
77	85	3:3 FTCA	3.92	2	32	51172		0.014	0.0527		1.75	0.05	YES	3	45	1215467	0.509	1.0	bb
78	86	5:3 FTCA				27985			0.0816		1.20				213	893392	0.509	1.0	
79	86	7:3 FTCA				27985			0.0740		0.71				113	893392	0.509	1.0	
80	86	PFEESA				27985			0.0003		9.28				16	893392	0.509	1.0	
81	85	PFMPA	2.54	176		51172		0.074	0.0180					3	338	1215467	0.509	1.0	bb
82	85	PFMBA	4.27	6		51172		0.002	0.0025					7	62	1215467	0.509	1.0	bb
83	86	NFDHA	4.87	1	4	27985		0.018	0.0259		0.94	0.26	YES	2	17	893392	0.509	1.0	MM
84	108	13C4-PFBA	1.51	159061		71886	40.000	76.198	0.0075	96.9				308...	74	1014557	0.509	1.0	bb
85	109	13C5-PFPeA	4.25	51172		37877	20.000	32.318	0.2452	82.2				343	3546	1037983	0.509	1.0	dd
86	109	13C5-PFHxA	4.93	27985	1272	37877	10.000	20.774	0.0059	105.6	23.32	22.00	NO	122...	73	1037983	0.509	1.0	bb
87	110	13C4-PFHpA	5.36	32003		10491	10.000	18.089	0.0030	92.0				271...	32	194248	0.509	1.0	bb
88	110	13C8-PFOA	5.97	34920		10491	10.000	17.561	0.0020	89.3				259...	24	194248	0.509	1.0	bb
89	111	13C9-PFNA	6.82	17657		17825	5.000	8.490	0.0030	86.3				8286	35	298178	0.509	1.0	bb
90	112	13C6-PFDA	7.44	16587		17529	5.000	9.245	0.0051	94.0				5409	67	383369	0.509	1.0	bb
91	112	13C7-PFUnA	7.81	18878		17529	5.000	9.696	0.0087	98.6				4056	124	383369	0.509	1.0	bb
92	112	13C2-PFDoA	8.06	14895		17529	5.000	8.887	0.0018	90.4				179...	22	383369	0.509	1.0	bb
93	112	13C2-PFTeDA	8.64	9893		17529	5.000	6.730	0.0071	68.4				2497	77	383369	0.509	1.0	bb
94	113	13C3-PFBS	4.87	23598	8891	21122	10.030	17.668	0.0050	89.6	2.73	2.65	NO	164...	38	354267	0.509	1.0	bb
95	113	13C3-PFHxS	6.03	21268	9273	21122	10.015	17.455	0.0023	88.6	2.38	2.29	NO	224...	16	354267	0.509	1.0	bb
96	114	13C8-PFOS	7.53	19972	9115	21513	10.062	20.102	0.0025	101.6	2.33	2.19	NO	241...	18	477210	0.509	1.0	bb
97	115	13C2-4:2 FTS	4.82	28585	15757	25331	20.168	40.537	0.0069	102.2	1.62	1.81	NO	245...	34	524062	0.509	1.0	bb
98	115	13C2-6:2 FTS	5.73	22148	9399	25331	19.998	37.852	0.0049	96.3	1.88	2.36	NO	226...	20	524062	0.509	1.0	bb
99	115	13C2-8:2 FTS	7.25	31311	9217	25331	20.040	33.823	0.0292	85.8	3.76	3.40	NO	3489	186	524062	0.509	1.0	bb
1...	114	13C8-PFOSA	8.70	37377		21513	10.000	18.801	0.0065	95.6				7092	96	477210	0.509	1.0	bb
1...	114	D3-N-MeFOSA	10.11	3212		21513	10.000	10.548	0.0194	53.6				2186	44	477210	0.509	1.0	bb
1...	114	D5-N-EtFOSA	10.39	2823		21513	10.000	9.249	0.0378	47.0				1007	85	477210	0.509	1.0	bb
1...	115	D3-MeFOSAA	7.52	13895		25331	20.000	22.587	0.0055	57.4				136...	23	524062	0.509	1.0	bb
1...	115	D5-EtFOSAA	7.67	12374		25331	20.000	24.505	0.0188	62.3				4541	66	524062	0.509	1.0	bb
1...	114	D7-N-MeFOSE	9.98	224941		21513	100.000	111.075	0.0470	56.5				9017	703	477210	0.509	1.0	bb

PV by TCH, SV by BRA 14-Jan-22, Conc. & LOD unit = ng for Inst QC, ng/mL for SPM, ng/L for samples

Quantify Sample Report **MassLynx MassLynx V4.1 SCN909**
SGS Axys Analytical Services, Ltd.

Dataset: G:\Masslynx\Inst_L\PFAS\quanfile\FC2L_009-b.qld

Last Altered: Wednesday, January 12, 2022 10:02:34 Pacific Standard Time
Printed: Friday, January 14, 2022 10:10:28 Pacific Standard Time

ID: L36258-2,i,, Name: FC2L_009S23, Description: 1,WG79609,2/4000uL, Date: 11-Jan-2022, Time: 17:09:21

#	IS#	Name	RT	Area	Confirm. Ion Area	IS Area	Std. Conc	Conc.	LOD	%Rec	Ratio (Pr...	Ratio	Ratio Fail(Y...	S/N	Noi...	IS Height	Samp. size	F2	Fla...
1...	114	D9-N-EtFOSE	10.27	234589		21513	100.000	89.554	0.0275	45.5				130...	533	477210	0.509	1.0	bb
1...	109	13C3-HFPO-DA	5.08	50053	18830	37877	40.000	79.640	0.0091	101.3	2.64	2.66	NO	279...	52	1037983	0.509	1.0	bb
1...		13C3-PFBA	1.52	71886			20.000	28.714	0.0155	73.0				5554	183		0.509	1.0	bb
1...		13C2-PFHxA	4.93	37877	1312		10.000	13.630	0.0008	69.3	35.50	28.86	NO	509...	20		0.509	1.0	bd
110		13C4-PFOA	5.97	10491			10.000	15.712	0.0031	79.9				150...	13		0.509	1.0	bb
111		13C5-PFNA	6.82	17825			5.000	7.576	0.0028	77.1				8021	37		0.509	1.0	bb
112		13C2-PFDA	7.44	17529			5.000	6.677	0.0011	67.9				178...	21		0.509	1.0	bb
113		18O2-PFHxS	6.03	21122			10.050	14.607	0.0042	73.9				104...	34		0.509	1.0	bb
114		13C4-PFOS	7.53	21513	10000		10.150	13.702	0.0019	68.7	2.17	2.15	NO	211...	23		0.509	1.0	bb
115		13C2-D4-6:2 F...	5.73	25331	9353		20.000	77.677	0.0056	197.5	2.50	2.71	NO	415...	13		0.509	1.0	bb

PV by TCH, SV by BRA 14-Jan-22, Conc. & LOD unit = ng for Inst QC, ng/mL for SPM, ng/L for samples

Quantify Sample Report **MassLynx MassLynx V4.1 SCN909**
SGS Axys Analytical Services, Ltd.

Dataset: G:\Masslynx\Inst_L\PFAS\quanfile\FC2L_008-b.qld

Last Altered: Tuesday, January 11, 2022 20:21:00 Pacific Standard Time
Printed: Thursday, January 13, 2022 13:33:04 Pacific Standard Time

ID: L36258-3,,, Name: FC2L_008S25, Description: 1,WG79609,2/4000uL, Date: 11-Jan-2022, Time: 02:28:25

PFBA

FC2L_008S25 Smooth(SG,3x1) F1:MRM of 3 channels,ES-
1,WG79609,2/4000uL L36258-3,, 212.763 > 168.903
1.754e+005

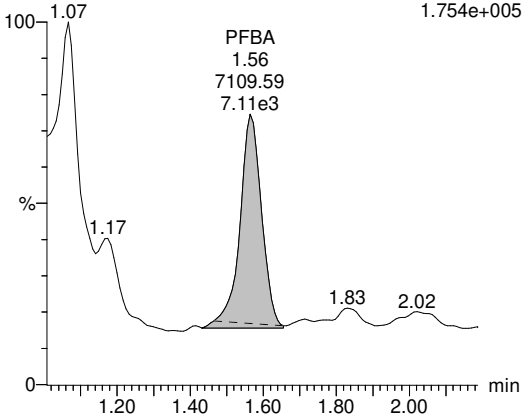

PFPeA

FC2L_008S25 Smooth(SG,3x1) F14:MRM of 8 channels,ES-
1,WG79609,2/4000uL L36258-3,, 262.951 > 218.996
4.947e+005

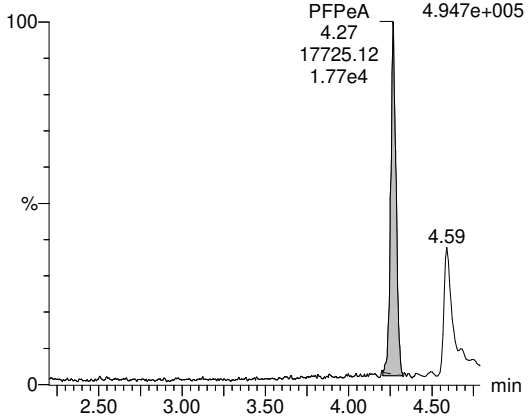

PFHxA

FC2L_008S25 Smooth(SG,3x1) F2:MRM of 24 channels,ES-
1,WG79609,2/4000uL L36258-3,, 313.012 > 269.017
2.290e+005

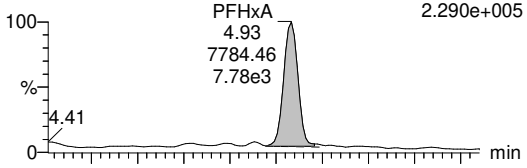

FC2L_008S25 Smooth(SG,3x1) F2:MRM of 24 channels,ES-
1,WG79609,2/4000uL L36258-3,, 313.012 > 118.918
5.301e+004

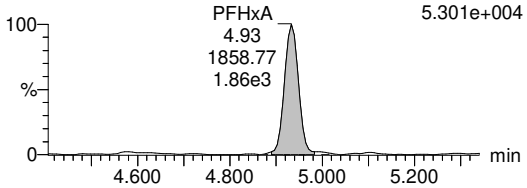

PFHpA

FC2L_008S25 Smooth(SG,3x1) F13:MRM of 7 channels,ES-
1,WG79609,2/4000uL L36258-3,, 363.073 > 319.025
2.271e+005

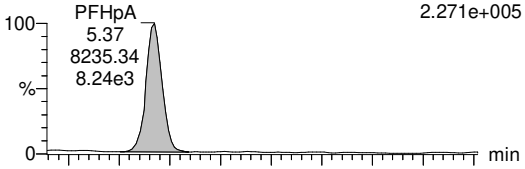

FC2L_008S25 Smooth(SG,3x1) F13:MRM of 7 channels,ES-
1,WG79609,2/4000uL L36258-3,, 363.073 > 168.962
9.888e+004

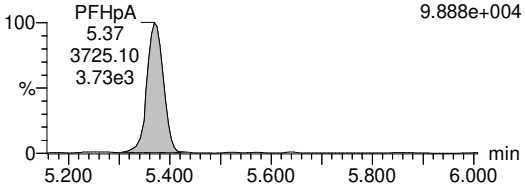

PFOA-I

FC2L_008S25 Smooth(SG,3x1) F3:MRM of 12 channels,ES-
1,WG79609,2/4000uL L36258-3,, 413.006 > 369.03
1.182e+005

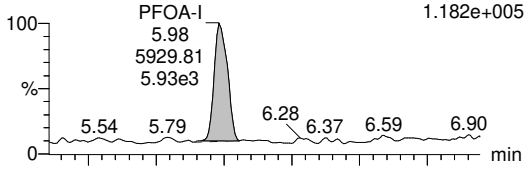

FC2L_008S25 Smooth(SG,3x1) F3:MRM of 12 channels,ES-
1,WG79609,2/4000uL L36258-3,, 413.006 > 168.963
6.469e+004

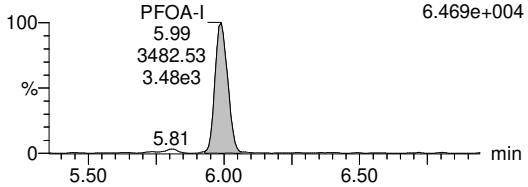

PFOA-II

FC2L_008S25 Smooth(SG,3x1) F3:MRM of 12 channels,ES-
1,WG79609,2/4000uL L36258-3,, 413.006 > 369.03
1.182e+005

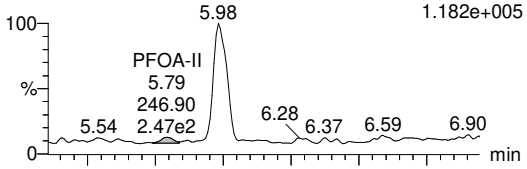

FC2L_008S25 Smooth(SG,3x1) F3:MRM of 12 channels,ES-
1,WG79609,2/4000uL L36258-3,, 413.006 > 168.963
6.469e+004

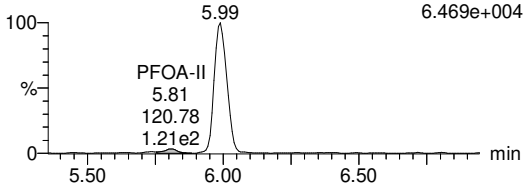

PV by TCH, SV by BRA 13-Jan-22, Conc. & LOD unit = ng for Inst QC, ng/mL for SPM, ng/L for samples

Quantify Sample Report **MassLynx MassLynx V4.1 SCN909**
SGS Axys Analytical Services, Ltd.

Dataset: G:\Masslynx\Inst_L\PFAS\quanfile\FC2L_008-b.qld

Last Altered: Tuesday, January 11, 2022 20:21:00 Pacific Standard Time
Printed: Thursday, January 13, 2022 13:33:04 Pacific Standard Time

ID: L36258-3,,, Name: FC2L_008S25, Description: 1,WG79609,2/4000uL, Date: 11-Jan-2022, Time: 02:28:25

PFOA-III

FC2L_008S25 Smooth(SG,3x1) F3:MRM of 12 channels,ES-
1,WG79609,2/4000uL L36258-3,, 413.006 > 369.03
1.182e+005

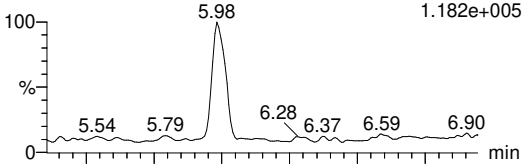

FC2L_008S25 Smooth(SG,3x1) F3:MRM of 12 channels,ES-
1,WG79609,2/4000uL L36258-3,, 413.006 > 168.963
6.469e+004

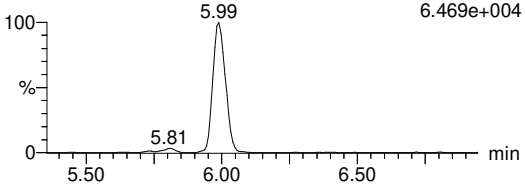

PFOA-IV

FC2L_008S25 Smooth(SG,3x1) F3:MRM of 12 channels,ES-
1,WG79609,2/4000uL L36258-3,, 413.006 > 369.03
1.182e+005

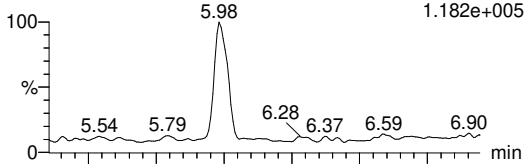

FC2L_008S25 Smooth(SG,3x1) F3:MRM of 12 channels,ES-
1,WG79609,2/4000uL L36258-3,, 413.006 > 168.963
6.469e+004

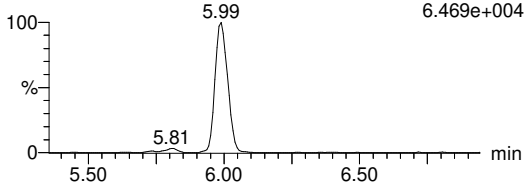

PFOA-SUM

FC2L_008S25 Smooth(SG,3x1) F3:MRM of 12 channels,ES-
1,WG79609,2/4000uL L36258-3,, 413.006 > 369.03
1.182e+005

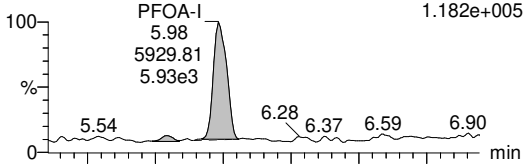

FC2L_008S25 Smooth(SG,3x1) F3:MRM of 12 channels,ES-
1,WG79609,2/4000uL L36258-3,, 413.006 > 168.963
6.469e+004

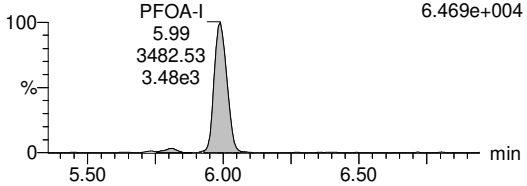

PFOA

FC2L_008S25 Smooth(SG,3x1) F3:MRM of 12 channels,ES-
1,WG79609,2/4000uL L36258-3,, 413.006 > 369.03
1.182e+005

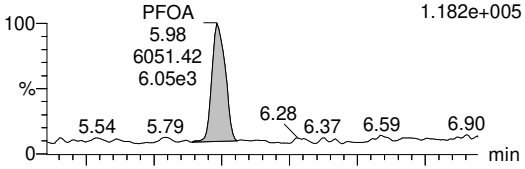

FC2L_008S25 Smooth(SG,3x1) F3:MRM of 12 channels,ES-
1,WG79609,2/4000uL L36258-3,, 413.006 > 168.963
6.469e+004

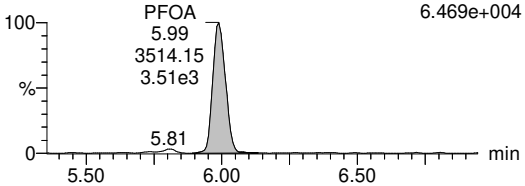

PFNA-I

FC2L_008S25 Smooth(SG,3x1) F4:MRM of 7 channels,ES-
1,WG79609,2/4000uL L36258-3,, 463.002 > 418.97
2.646e+004

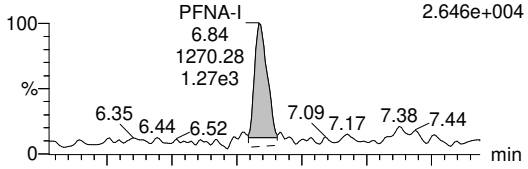

FC2L_008S25 Smooth(SG,3x1) F4:MRM of 7 channels,ES-
1,WG79609,2/4000uL L36258-3,, 463.002 > 218.968
8.552e+003

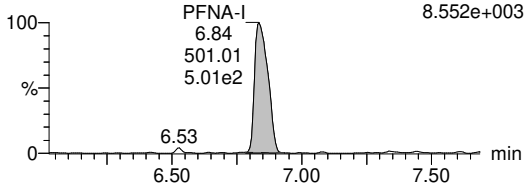

PFNA-II

FC2L_008S25 Smooth(SG,3x1) F4:MRM of 7 channels,ES-
1,WG79609,2/4000uL L36258-3,, 463.002 > 418.97
2.646e+004

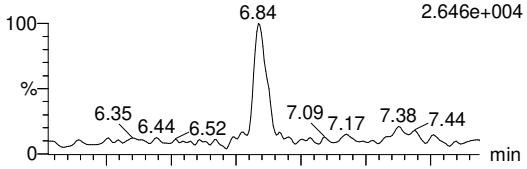

FC2L_008S25 Smooth(SG,3x1) F4:MRM of 7 channels,ES-
1,WG79609,2/4000uL L36258-3,, 463.002 > 218.968
8.552e+003

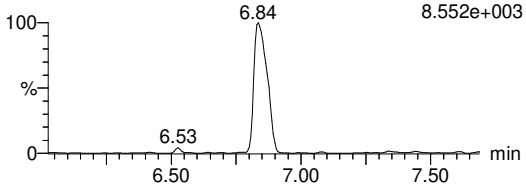

PV by TCH, SV by BRA 13-Jan-22, Conc. & LOD unit = ng for Inst QC, ng/mL for SPM, ng/L for samples

Quantify Sample Report **MassLynx MassLynx V4.1 SCN909**
SGS Axys Analytical Services, Ltd.

Dataset: G:\Masslynx\Inst_L\PFAS\quanfile\FC2L_008-b.qld

Last Altered: Tuesday, January 11, 2022 20:21:00 Pacific Standard Time
Printed: Thursday, January 13, 2022 13:33:04 Pacific Standard Time

ID: L36258-3,,, Name: FC2L_008S25, Description: 1,WG79609,2/4000uL, Date: 11-Jan-2022, Time: 02:28:25

PFNA-III

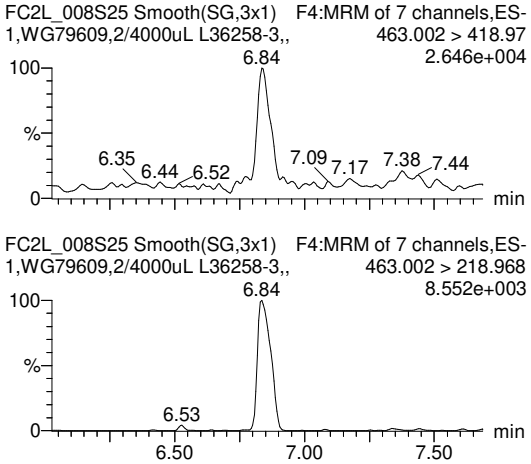

PFNA-SUM

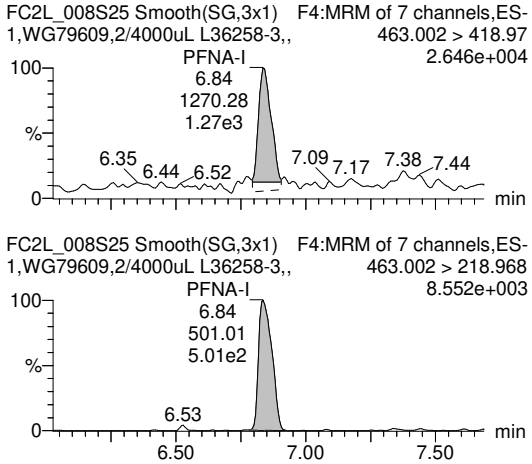

PFNA

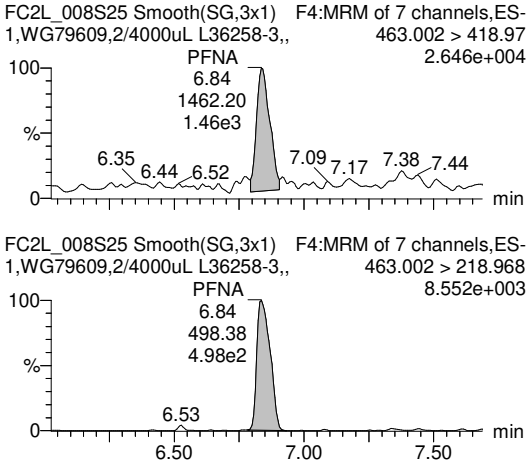

PFDA

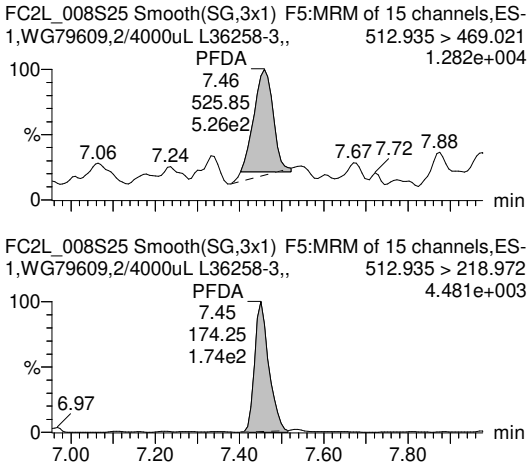

PFUnA

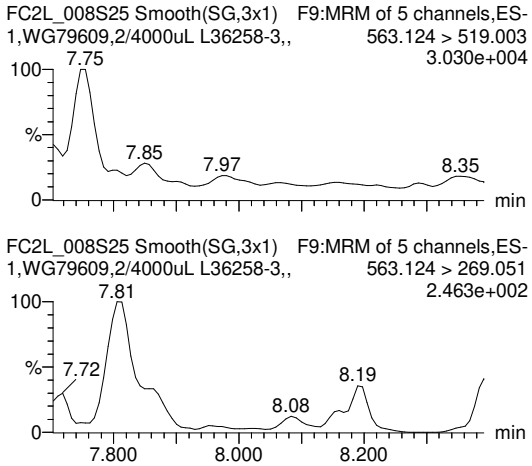

PFDoA

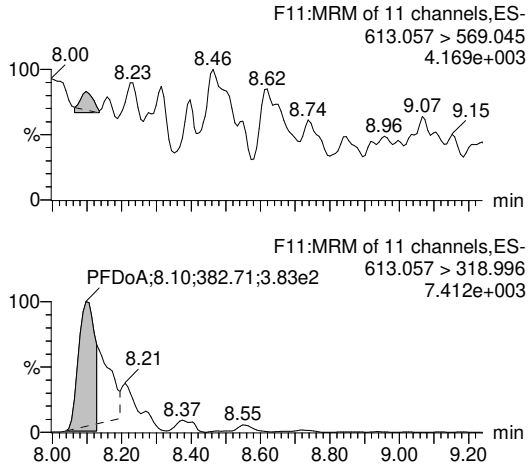

PV by TCH, SV by BRA 13-Jan-22, Conc. & LOD unit = ng for Inst QC, ng/mL for SPM, ng/L for samples

Quantify Sample Report **MassLynx MassLynx V4.1 SCN909**
SGS Axys Analytical Services, Ltd.

Dataset: G:\Masslynx\Inst_L\PFAS\quanfile\FC2L_008-b.qld

Last Altered: Tuesday, January 11, 2022 20:21:00 Pacific Standard Time
Printed: Thursday, January 13, 2022 13:33:04 Pacific Standard Time

ID: L36258-3,,, Name: FC2L_008S25, Description: 1,WG79609,2/4000uL, Date: 11-Jan-2022, Time: 02:28:25

PFTrDA

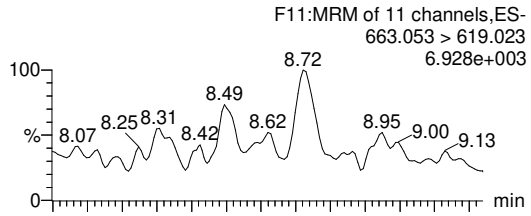

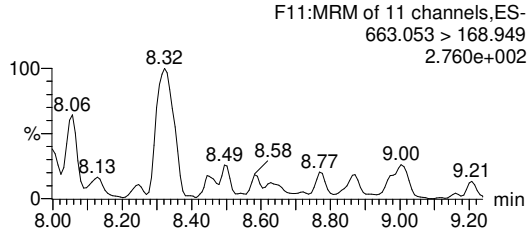

PFTeDA

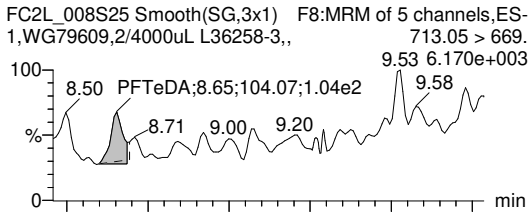

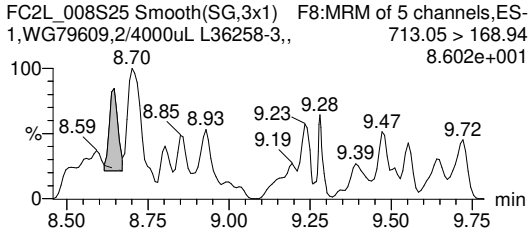

PFBS

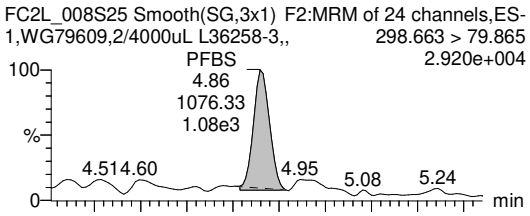

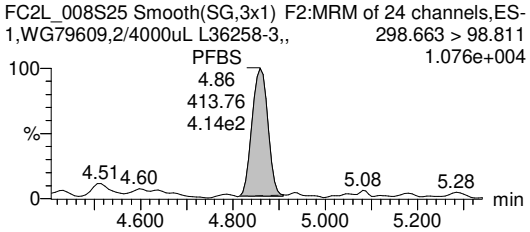

PFPeS

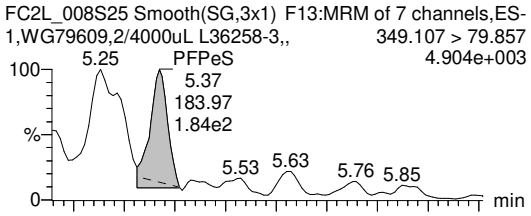

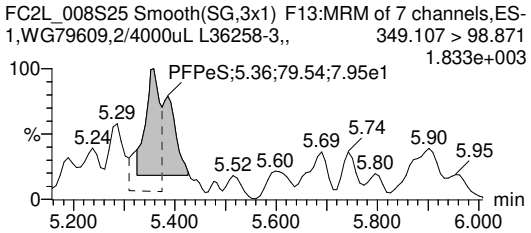

PFHxS-I

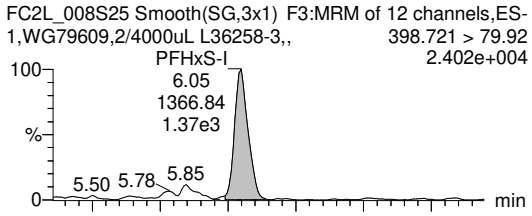

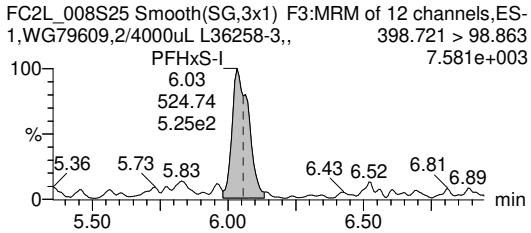

PFHxS-II

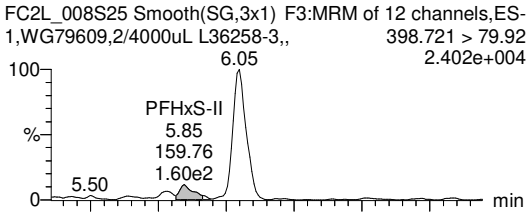

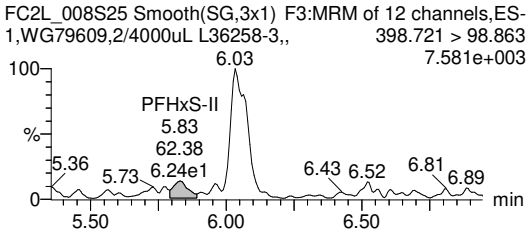

PV by TCH, SV by BRA 13-Jan-22, Conc. & LOD unit = ng for Inst QC, ng/mL for SPM, ng/L for samples

Quantify Sample Report **MassLynx MassLynx V4.1 SCN909**
SGS Axys Analytical Services, Ltd.

Dataset: G:\Masslynx\Inst_L\PFAS\quanfile\FC2L_008-b.qld

Last Altered: Tuesday, January 11, 2022 20:21:00 Pacific Standard Time
Printed: Thursday, January 13, 2022 13:33:04 Pacific Standard Time

ID: L36258-3,,, Name: FC2L_008S25, Description: 1,WG79609,2/4000uL, Date: 11-Jan-2022, Time: 02:28:25

PFHxS-III

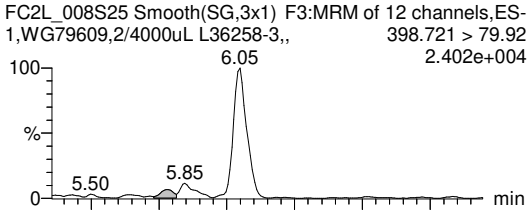

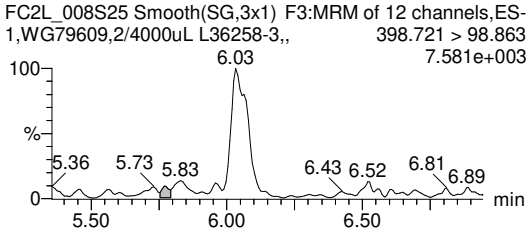

PFHxS-SUM

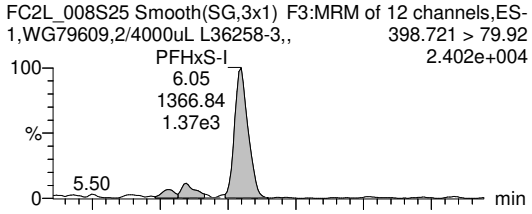

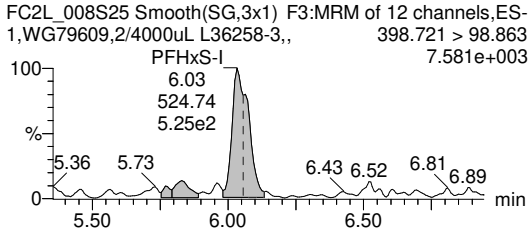

PFHxS

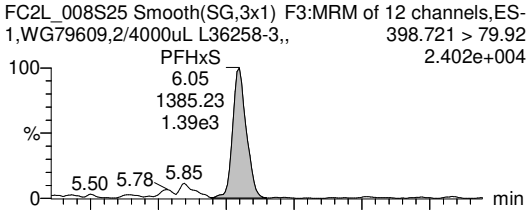

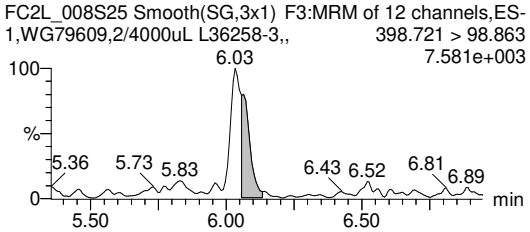

PFHpS

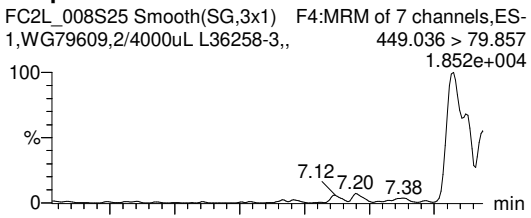

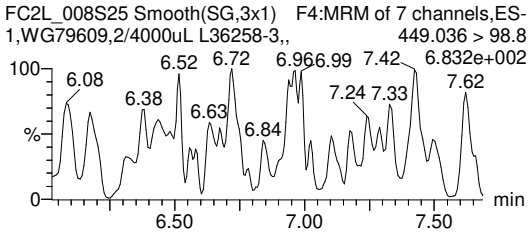

PFOS-I

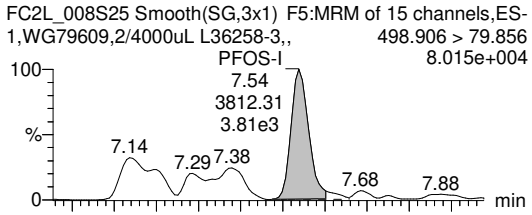

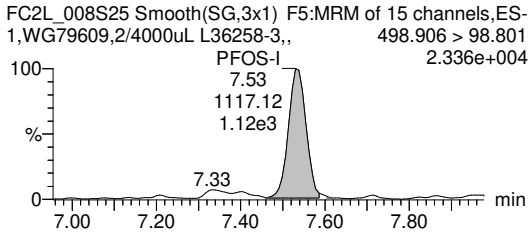

PFOS-II

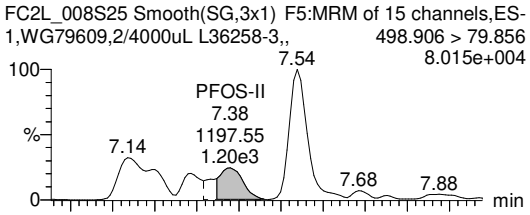

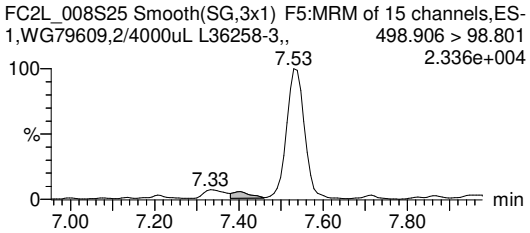

PV by TCH, SV by BRA 13-Jan-22, Conc. & LOD unit = ng for Inst QC, ng/mL for SPM, ng/L for samples

Quantify Sample Report **MassLynx MassLynx V4.1 SCN909**
SGS Axys Analytical Services, Ltd.

Dataset: G:\Masslynx\Inst_L\PFAS\quanfile\FC2L_008-b.qld

Last Altered: Tuesday, January 11, 2022 20:21:00 Pacific Standard Time
Printed: Thursday, January 13, 2022 13:33:04 Pacific Standard Time

ID: L36258-3,,, Name: FC2L_008S25, Description: 1,WG79609,2/4000uL, Date: 11-Jan-2022, Time: 02:28:25

PFOS-III

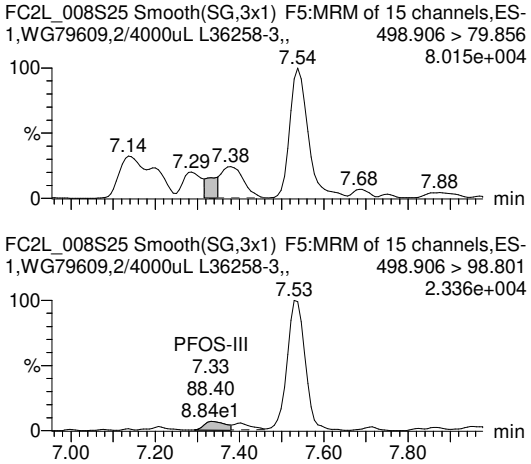

PFOS-IV

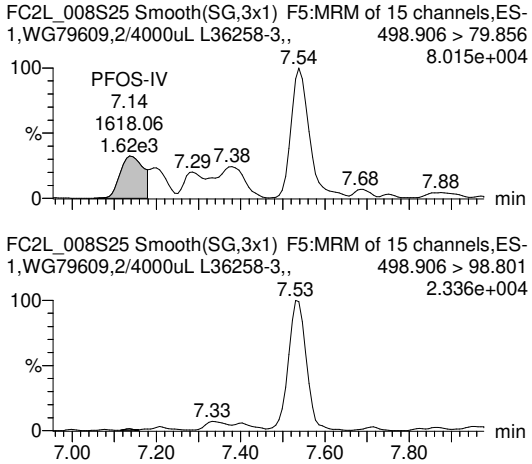

PFOS-SUM

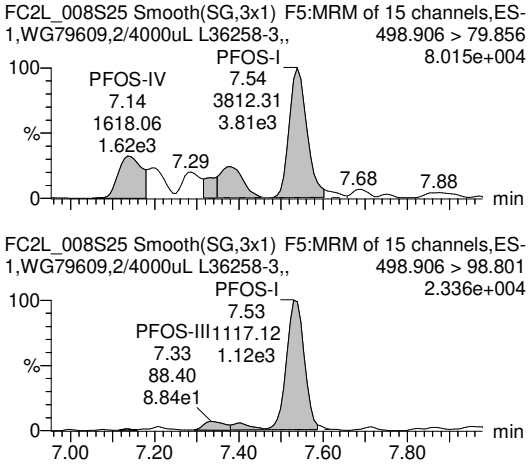

PFOS

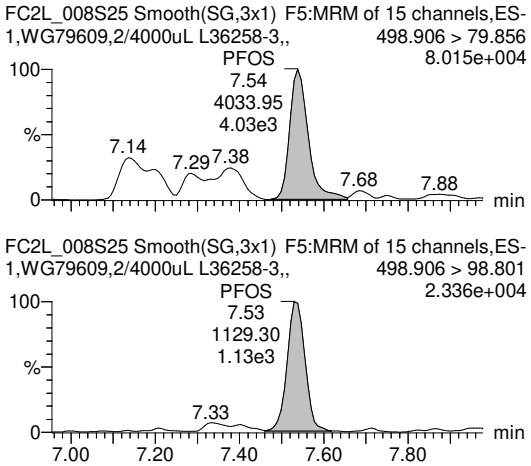

PFNS

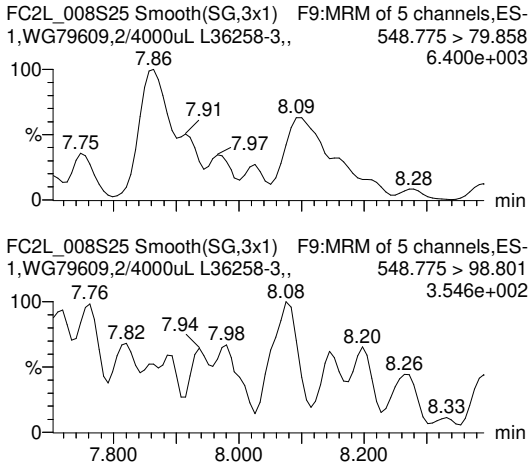

PFDS

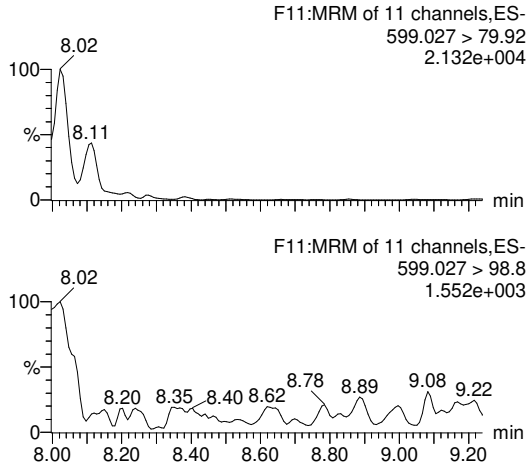

PV by TCH, SV by BRA 13-Jan-22, Conc. & LOD unit = ng for Inst QC, ng/mL for SPM, ng/L for samples

Quantify Sample Report **MassLynx MassLynx V4.1 SCN909**
SGS Axys Analytical Services, Ltd.

Dataset: G:\Masslynx\Inst_L\PFAS\quanfile\FC2L_008-b.qld

Last Altered: Tuesday, January 11, 2022 20:21:00 Pacific Standard Time
Printed: Thursday, January 13, 2022 13:33:04 Pacific Standard Time

ID: L36258-3,,, Name: FC2L_008S25, Description: 1,WG79609,2/4000uL, Date: 11-Jan-2022, Time: 02:28:25

PFDoS

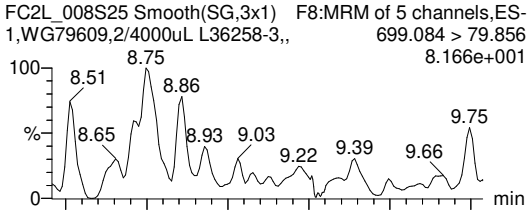

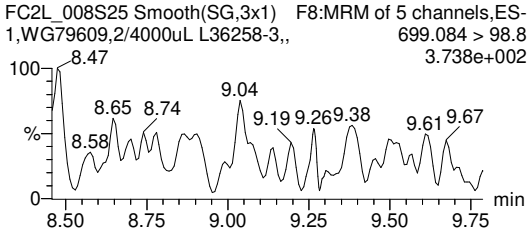

4:2 FTS

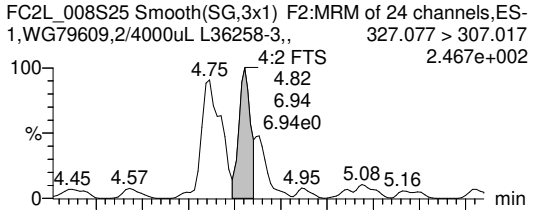

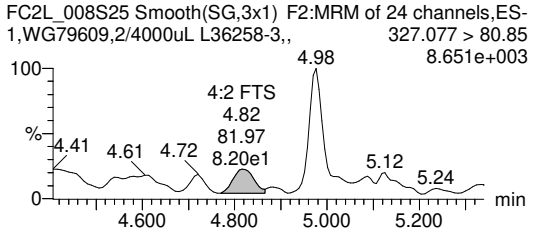

6:2 FTS

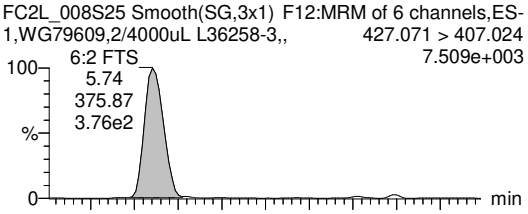

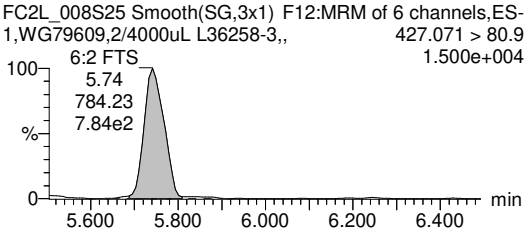

8:2 FTS

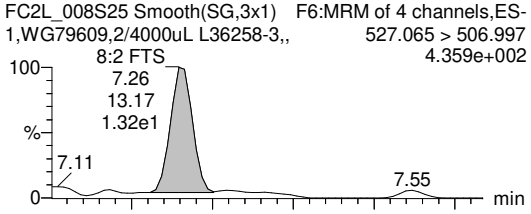

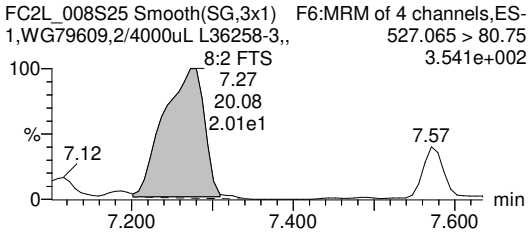

PFOSA-I

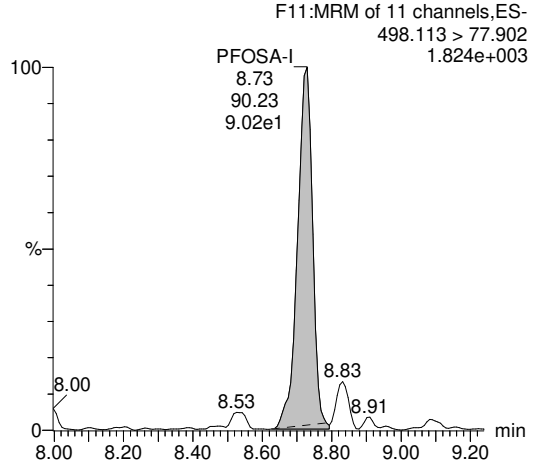

PFOSA-II

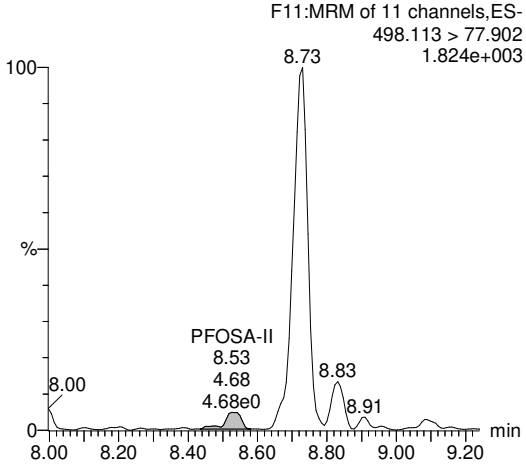

PV by TCH, SV by BRA 13-Jan-22, Conc. & LOD unit = ng for Inst QC, ng/mL for SPM, ng/L for samples

Quantify Sample Report **MassLynx MassLynx V4.1 SCN909**
SGS Axys Analytical Services, Ltd.

Dataset: G:\Masslynx\Inst_L\PFAS\quanfile\FC2L_008-b.qld

Last Altered: Tuesday, January 11, 2022 20:21:00 Pacific Standard Time
Printed: Thursday, January 13, 2022 13:33:04 Pacific Standard Time

ID: L36258-3,,, Name: FC2L_008S25, Description: 1,WG79609,2/4000uL, Date: 11-Jan-2022, Time: 02:28:25

PFOSA-SUM

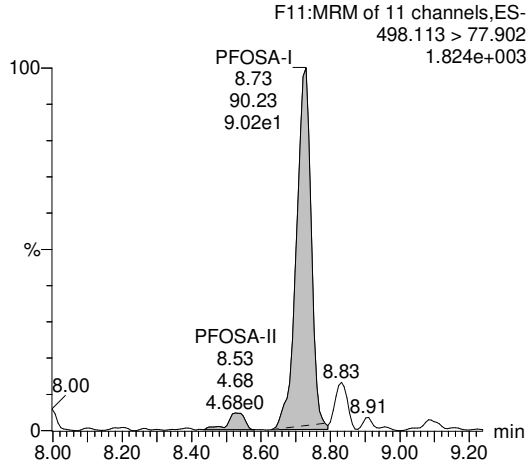

PFOSA

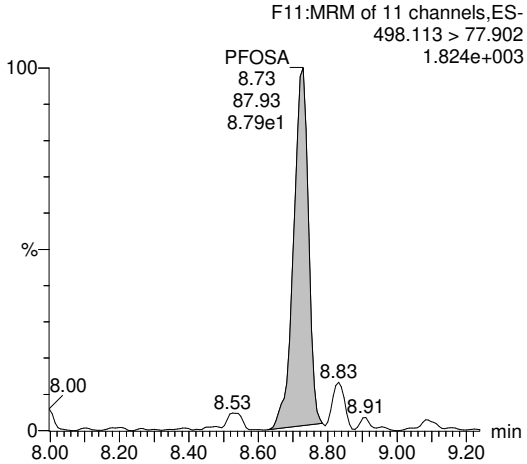

N-MeFOSA-I

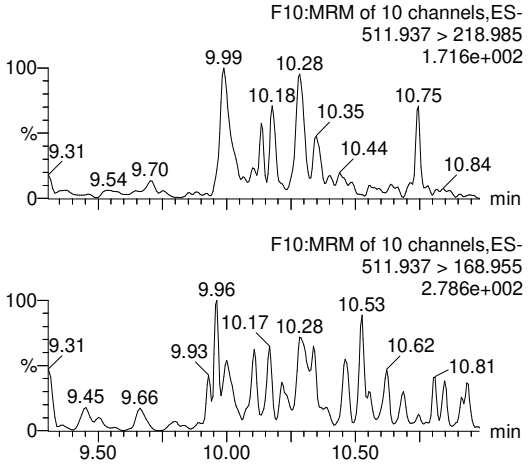

N-MeFOSA-II

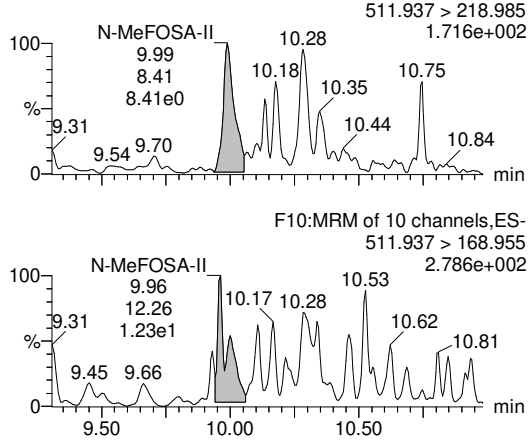

N-MeFOSA-SUM

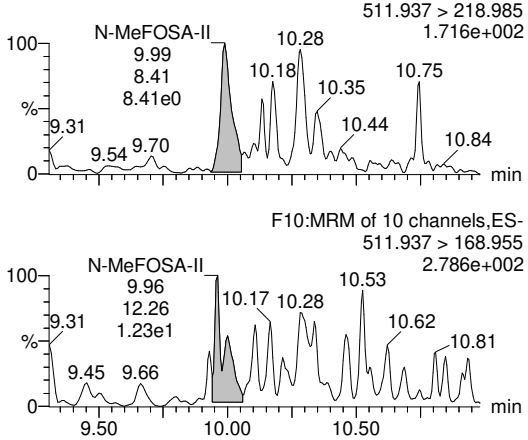

N-MeFOSA

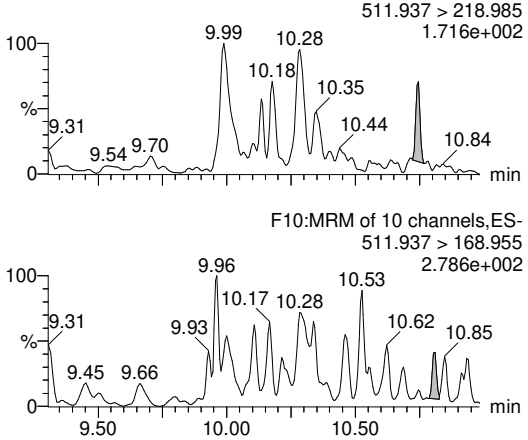

PV by TCH, SV by BRA 13-Jan-22, Conc. & LOD unit = ng for Inst QC, ng/mL for SPM, ng/L for samples

Quantify Sample Report **MassLynx MassLynx V4.1 SCN909**
SGS Axys Analytical Services, Ltd.

Dataset: G:\Masslynx\Inst_L\PFAS\quanfile\FC2L_008-b.qld

Last Altered: Tuesday, January 11, 2022 20:21:00 Pacific Standard Time
Printed: Thursday, January 13, 2022 13:33:04 Pacific Standard Time

ID: L36258-3,,, Name: FC2L_008S25, Description: 1,WG79609,2/4000uL, Date: 11-Jan-2022, Time: 02:28:25

N-EtFOSA-I

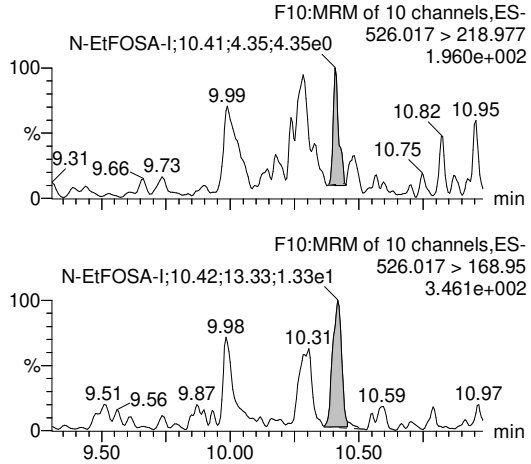

N-EtFOSA-II

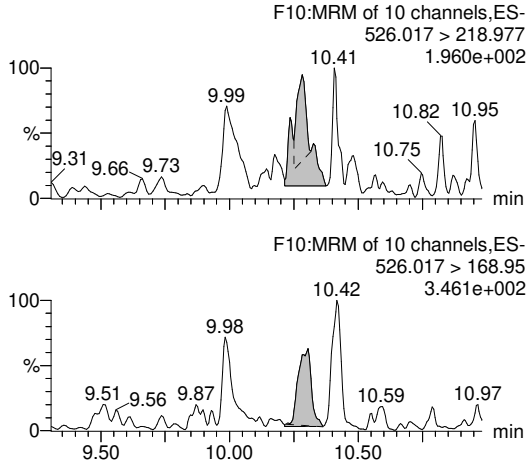

N-EtFOSA-SUM

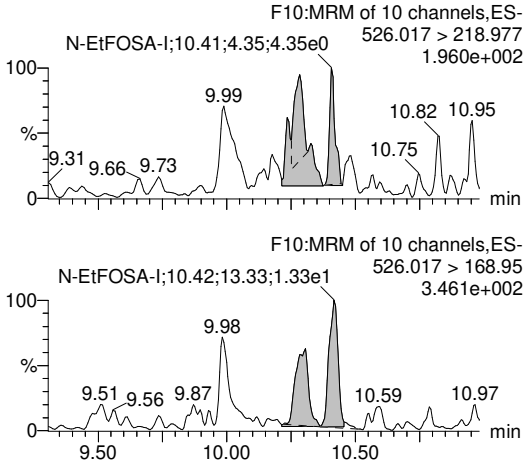

N-EtFOSA

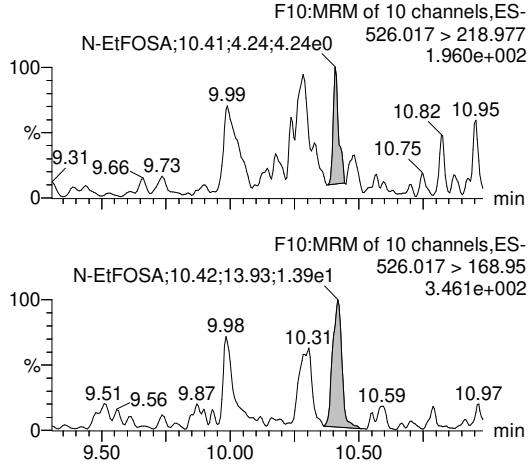

MeFOSAA-I

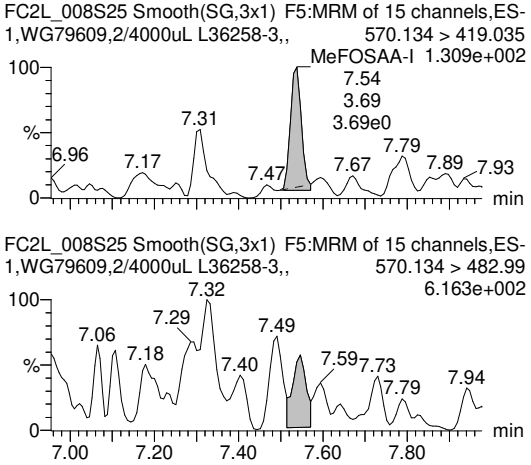

MeFOSAA-II

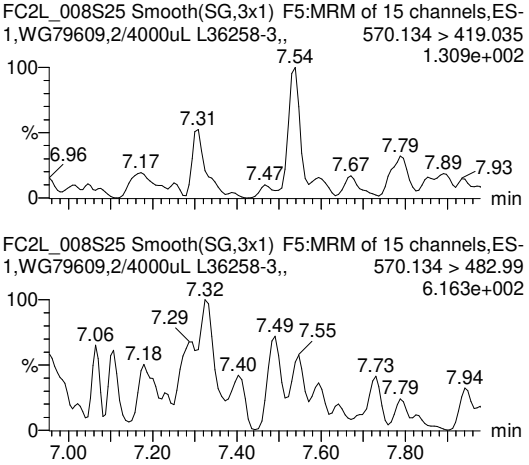

PV by TCH, SV by BRA 13-Jan-22, Conc. & LOD unit = ng for Inst QC, ng/mL for SPM, ng/L for samples

Quantify Sample Report **MassLynx MassLynx V4.1 SCN909**
SGS Axys Analytical Services, Ltd.

Dataset: G:\Masslynx\Inst_L\PFAS\quanfile\FC2L_008-b.qld

Last Altered: Tuesday, January 11, 2022 20:21:00 Pacific Standard Time
Printed: Thursday, January 13, 2022 13:33:04 Pacific Standard Time

ID: L36258-3,,, Name: FC2L_008S25, Description: 1,WG79609,2/4000uL, Date: 11-Jan-2022, Time: 02:28:25

MeFOSAA-III

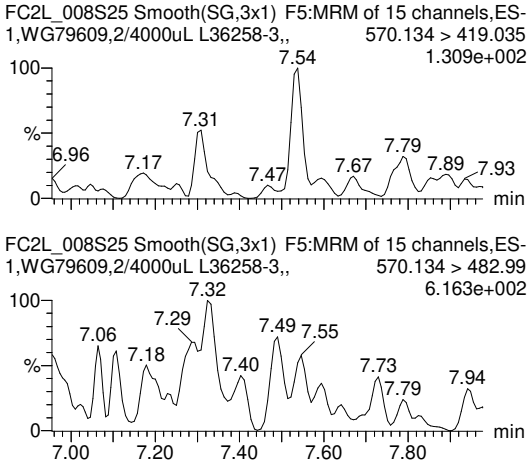

MeFOSAA-SUM

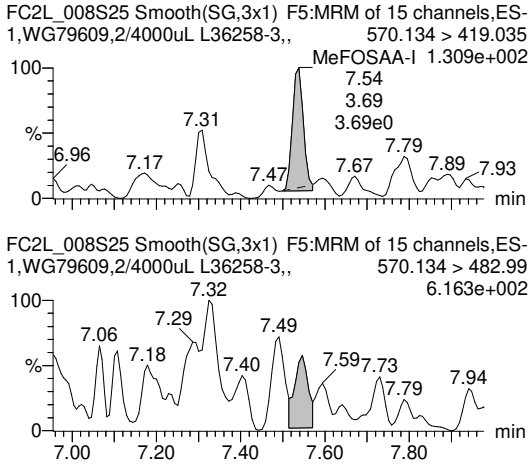

MeFOSAA

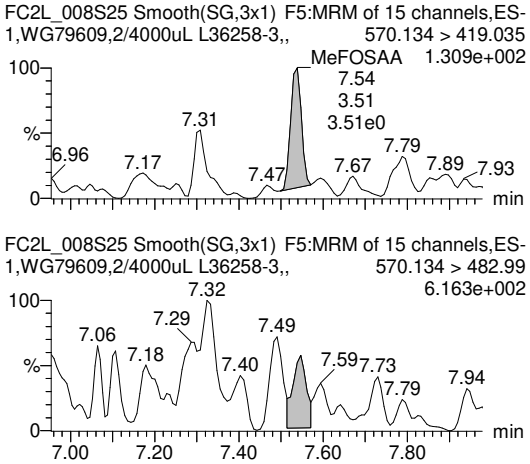

EtFOSAA-I

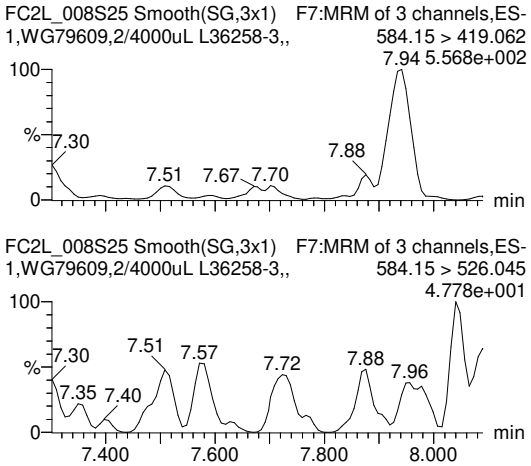

EtFOSAA-II

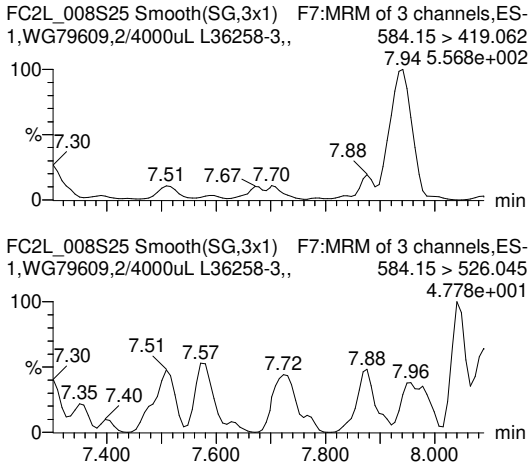

EtFOSAA-III

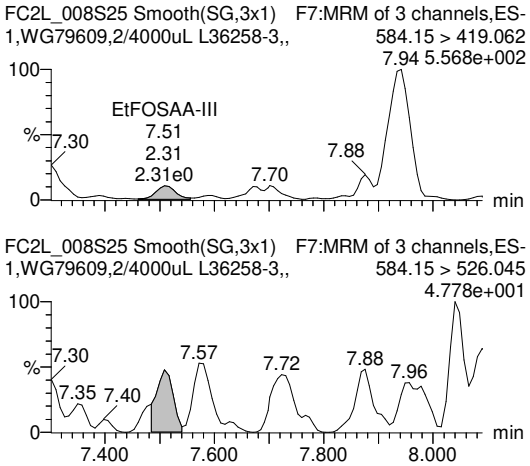

PV by TCH, SV by BRA 13-Jan-22, Conc. & LOD unit = ng for Inst QC, ng/mL for SPM, ng/L for samples

Quantify Sample Report **MassLynx MassLynx V4.1 SCN909**
SGS Axys Analytical Services, Ltd.

Dataset: G:\Masslynx\Inst_L\PFAS\quanfile\FC2L_008-b.qld

Last Altered: Tuesday, January 11, 2022 20:21:00 Pacific Standard Time
Printed: Thursday, January 13, 2022 13:33:04 Pacific Standard Time

ID: L36258-3,,, Name: FC2L_008S25, Description: 1,WG79609,2/4000uL, Date: 11-Jan-2022, Time: 02:28:25

EtFOSAA-SUM

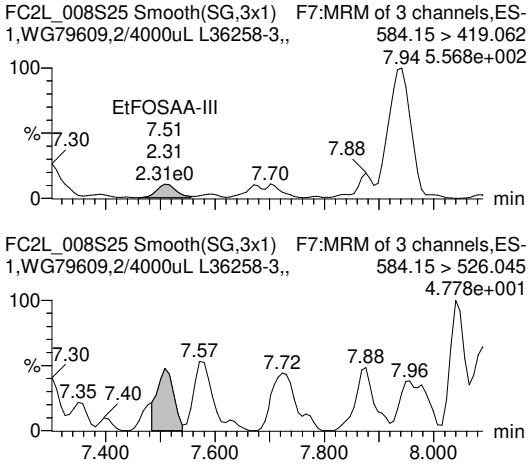

EtFOSAA

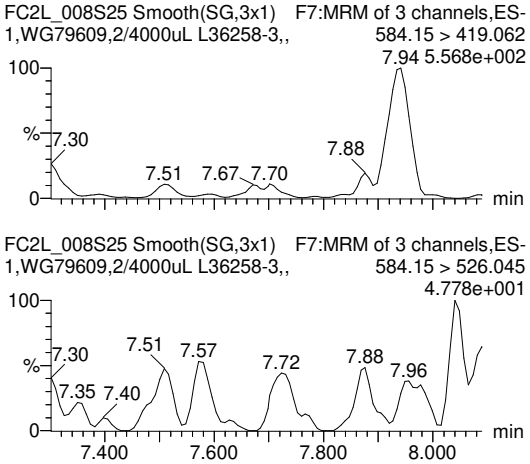

N-MeFOSE-I

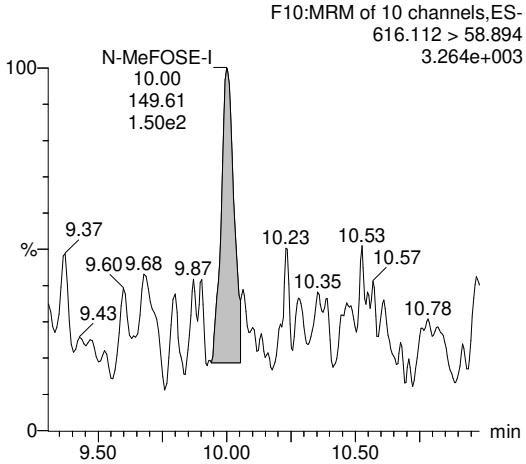

N-MeFOSE-II

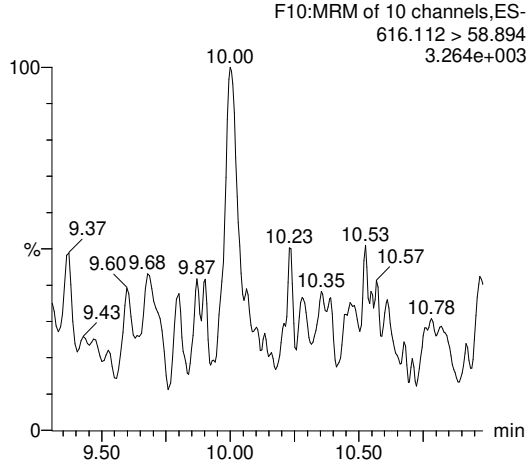

N-MeFOSE-III

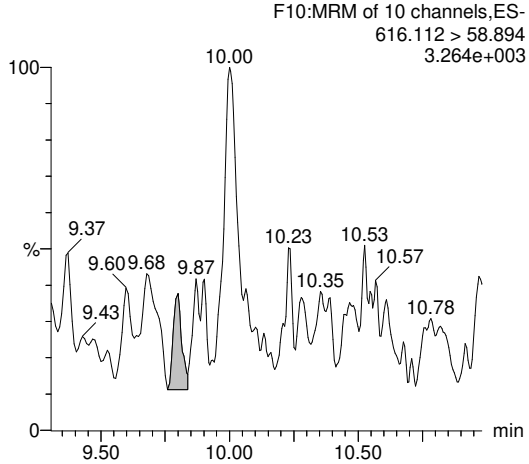

N-MeFOSE-SUM

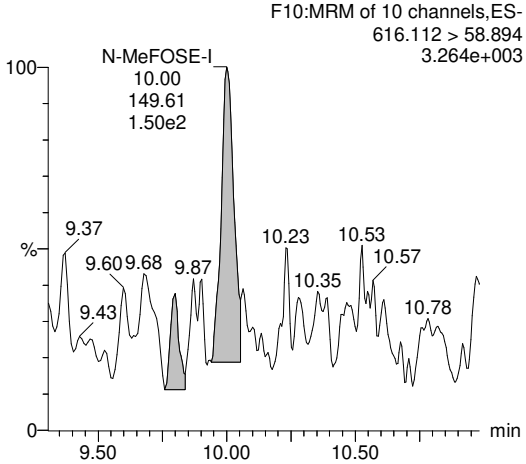

PV by TCH, SV by BRA 13-Jan-22, Conc. & LOD unit = ng for Inst QC, ng/mL for SPM, ng/L for samples

Quantify Sample Report **MassLynx MassLynx V4.1 SCN909**
SGS Axys Analytical Services, Ltd.

Dataset: G:\Masslynx\Inst_L\PFAS\quanfile\FC2L_008-b.qld

Last Altered: Tuesday, January 11, 2022 20:21:00 Pacific Standard Time
Printed: Thursday, January 13, 2022 13:33:04 Pacific Standard Time

ID: L36258-3,,, Name: FC2L_008S25, Description: 1,WG79609,2/4000uL, Date: 11-Jan-2022, Time: 02:28:25

N-MeFOSE

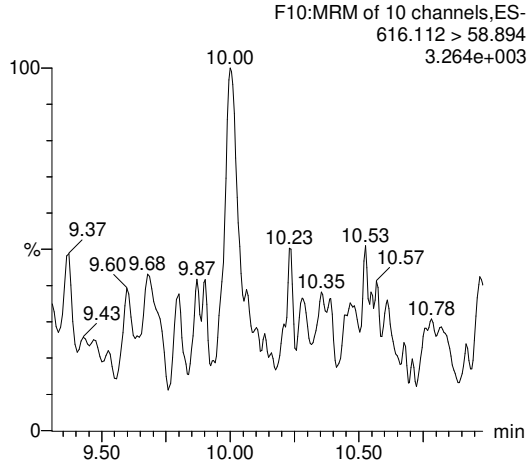

N-EtFOSE-I

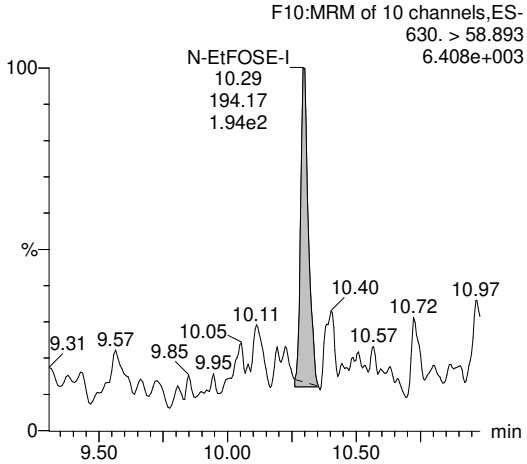

N-EtFOSE-II

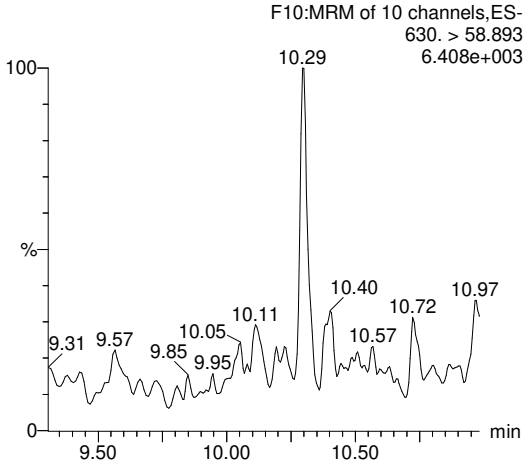

N-EtFOSE-III

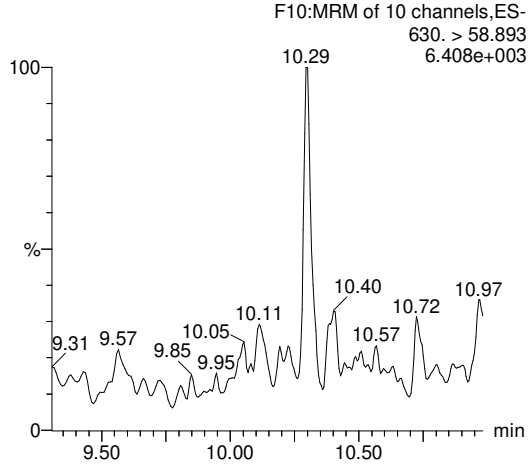

N-EtFOSE-SUM

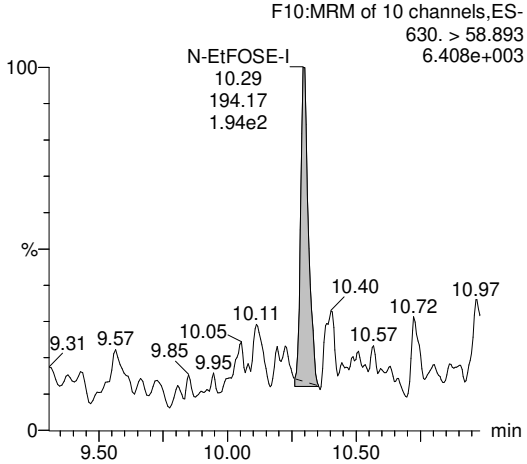

N-EtFOSE

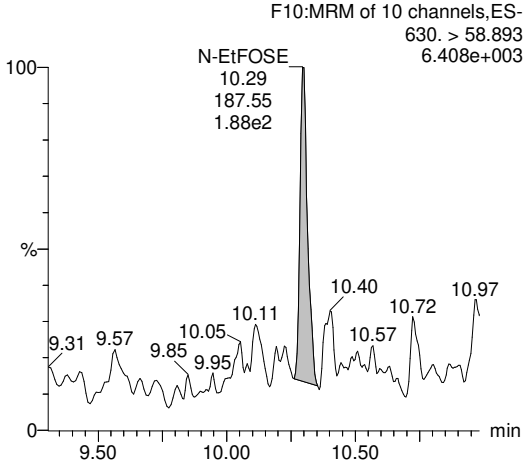

PV by TCH, SV by BRA 13-Jan-22, Conc. & LOD unit = ng for Inst QC, ng/mL for SPM, ng/L for samples

Quantify Sample Report **MassLynx MassLynx V4.1 SCN909**
SGS Axys Analytical Services, Ltd.

Dataset: G:\Masslynx\Inst_L\PFAS\quanfile\FC2L_008-b.qld

Last Altered: Tuesday, January 11, 2022 20:21:00 Pacific Standard Time
Printed: Thursday, January 13, 2022 13:33:04 Pacific Standard Time

ID: L36258-3,,, Name: FC2L_008S25, Description: 1,WG79609,2/4000uL, Date: 11-Jan-2022, Time: 02:28:25

HFPO-DA

FC2L_008S25 Smooth(SG,3x1) F2:MRM of 24 channels,ES-
1,WG79609,2/4000uL L36258-3,, 284.8894 > 168.9079
3.329e+002

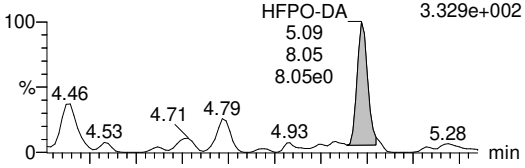

FC2L_008S25 Smooth(SG,3x1) F2:MRM of 24 channels,ES-
1,WG79609,2/4000uL L36258-3,, 284.8894 > 184.9131
1.379e+003

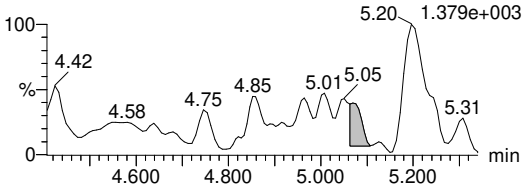

ADONA

FC2L_008S25 Smooth(SG,3x1) F13:MRM of 7 channels,ES-
1,WG79609,2/4000uL L36258-3,, 376.88 > 250.937
5.122e+002

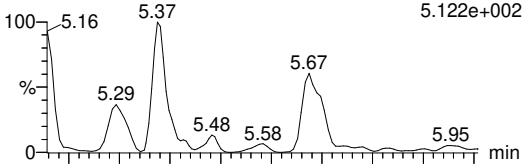

FC2L_008S25 Smooth(SG,3x1) F13:MRM of 7 channels,ES-
1,WG79609,2/4000uL L36258-3,, 376.88 > 84.832
3.309e+002

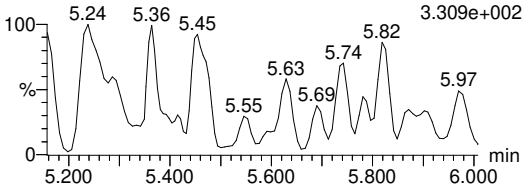

9Cl-PF3ONS

FC2L_008S25 Smooth(SG,3x1) F5:MRM of 15 channels,ES-
1,WG79609,2/4000uL L36258-3,, 530.807 > 350.967
2.493e+002

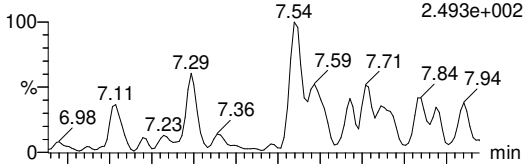

FC2L_008S25 Smooth(SG,3x1) F5:MRM of 15 channels,ES-
1,WG79609,2/4000uL L36258-3,, 532.804 > 352.947
5.044e+002

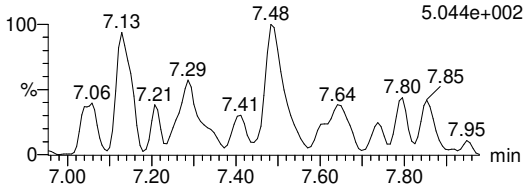

11Cl-PF3OUdS

F11:MRM of 11 channels,ES-
630.865 > 450.902
2.249e+002

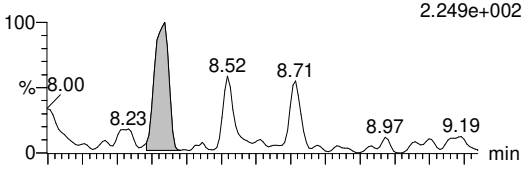

F11:MRM of 11 channels,ES-
632.868 > 452.91
3.346e+002

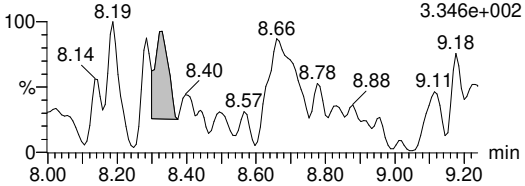

3:3 FTCA

FC2L_008S25 Smooth(SG,3x1) F14:MRM of 8 channels,ES-
1,WG79609,2/4000uL L36258-3,, 241 > 177
7.812e+002

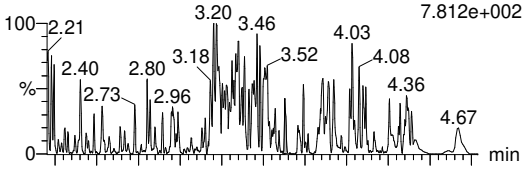

FC2L_008S25 Smooth(SG,3x1) F14:MRM of 8 channels,ES-
1,WG79609,2/4000uL L36258-3,, 241 > 117
1.862e+003

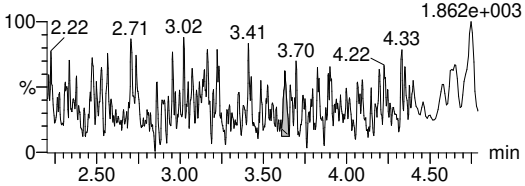

5:3 FTCA

FC2L_008S25 Smooth(SG,3x1) F2:MRM of 24 channels,ES-
1,WG79609,2/4000uL L36258-3,, 341 > 237.1
1.184e+003

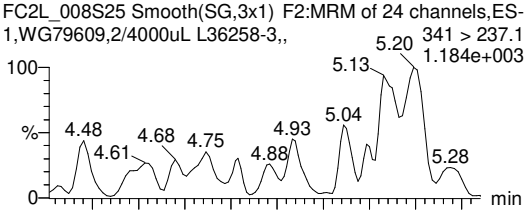

FC2L_008S25 Smooth(SG,3x1) F2:MRM of 24 channels,ES-
1,WG79609,2/4000uL L36258-3,, 341 > 217
7.737e+003

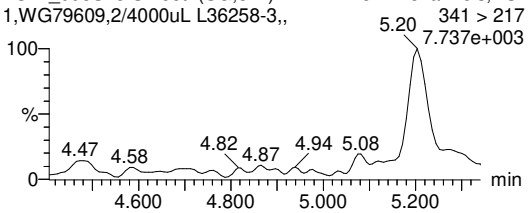

PV by TCH, SV by BRA 13-Jan-22, Conc. & LOD unit = ng for Inst QC, ng/mL for SPM, ng/L for samples

Quantify Sample Report **MassLynx MassLynx V4.1 SCN909**
SGS Axys Analytical Services, Ltd.

Dataset: G:\Masslynx\Inst_L\PFAS\quanfile\FC2L_008-b.qld

Last Altered: Tuesday, January 11, 2022 20:21:00 Pacific Standard Time
Printed: Thursday, January 13, 2022 13:33:04 Pacific Standard Time

ID: L36258-3,,, Name: FC2L_008S25, Description: 1,WG79609,2/4000uL, Date: 11-Jan-2022, Time: 02:28:25

7:3 FTCA

FC2L_008S25 Smooth(SG,3x1) F3:MRM of 12 channels,ES-
1,WG79609,2/4000uL L36258-3,, 441 > 316.9
2.972e+003

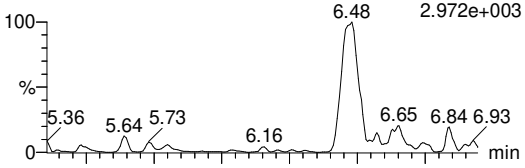

FC2L_008S25 Smooth(SG,3x1) F3:MRM of 12 channels,ES-
1,WG79609,2/4000uL L36258-3,, 441 > 336.9
3.946e+003

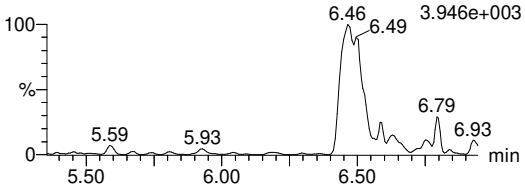

PFEESA

FC2L_008S25 Smooth(SG,3x1) F2:MRM of 24 channels,ES-
1,WG79609,2/4000uL L36258-3,, 314.8 > 134.9
1.187e+003

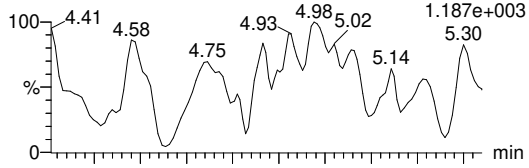

FC2L_008S25 Smooth(SG,3x1) F2:MRM of 24 channels,ES-
1,WG79609,2/4000uL L36258-3,, 314.8 > 82.9
1.964e+003

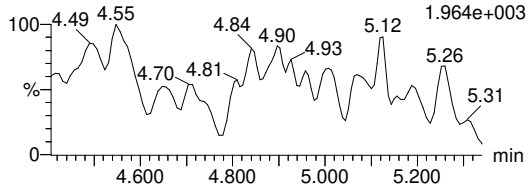

PFMPA

FC2L_008S25 Smooth(SG,5x1) F14:MRM of 8 channels,ES-
1,WG79609,2/4000uL L36258-3,, 229.013 > 84.9
2.710e+003

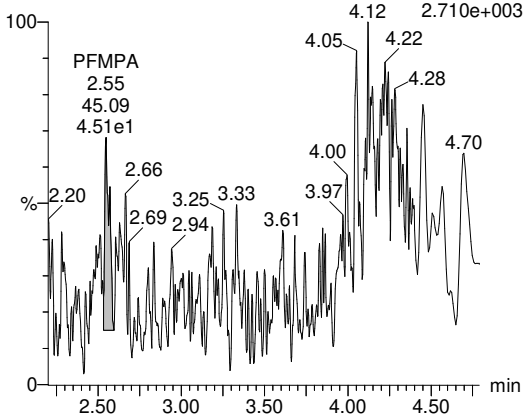

PFMBA

FC2L_008S25 Smooth(SG,3x1) F14:MRM of 8 channels,ES-
1,WG79609,2/4000uL L36258-3,, 279 > 85.1
1.095e+003

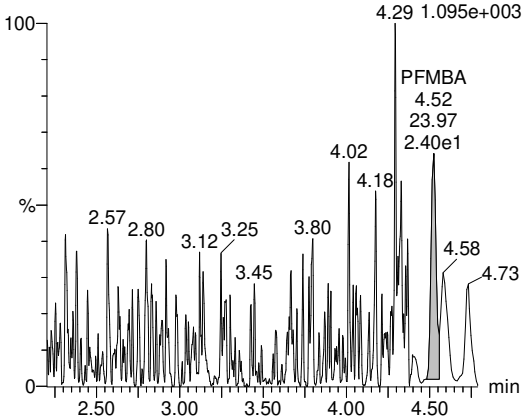

NFDHA

FC2L_008S25 Smooth(SG,3x1) F2:MRM of 24 channels,ES-
1,WG79609,2/4000uL L36258-3,, 295 > 201
3.005e+002

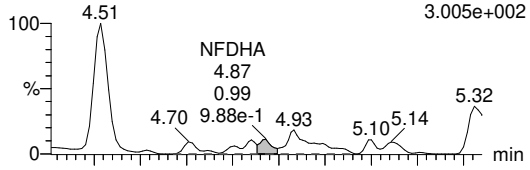

FC2L_008S25 Smooth(SG,3x1) F2:MRM of 24 channels,ES-
1,WG79609,2/4000uL L36258-3,, 295 > 84.9
1.072e+003

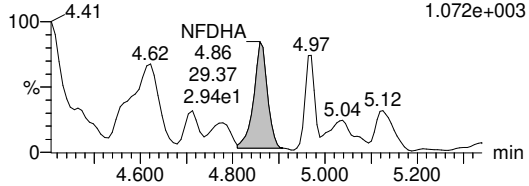

13C4-PFBA

FC2L_008S25 Smooth(SG,3x1) F1:MRM of 3 channels,ES-
1,WG79609,2/4000uL L36258-3,, 216.776 > 171.928
1.983e+006

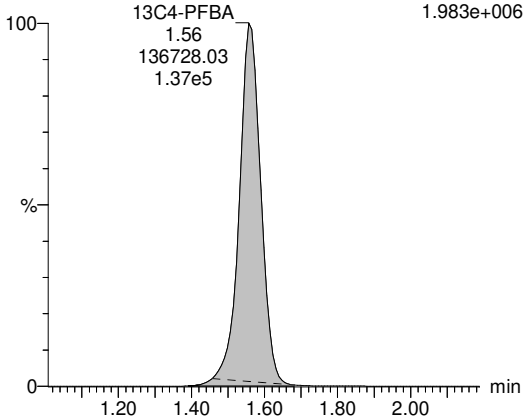

PV by TCH, SV by BRA 13-Jan-22, Conc. & LOD unit = ng for Inst QC, ng/mL for SPM, ng/L for samples

Quantify Sample Report **MassLynx MassLynx V4.1 SCN909**
SGS Axys Analytical Services, Ltd.

Dataset: G:\Masslynx\Inst_L\PFAS\quanfile\FC2L_008-b.qld

Last Altered: Tuesday, January 11, 2022 20:21:00 Pacific Standard Time
Printed: Thursday, January 13, 2022 13:33:04 Pacific Standard Time

ID: L36258-3,,, Name: FC2L_008S25, Description: 1,WG79609,2/4000uL, Date: 11-Jan-2022, Time: 02:28:25

13C5-PFPeA

FC2L_008S25 Smooth(SG,3x1) F14:MRM of 8 channels,ES-
1,WG79609,2/4000uL L36258-3,, 268.16 > 223.035
1.209e+006

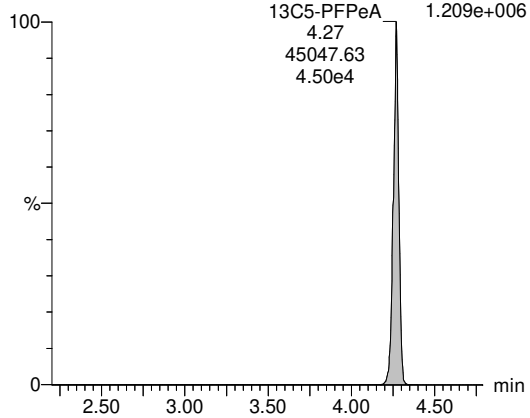

13C5-PFHxA

FC2L_008S25 Smooth(SG,3x1) F2:MRM of 24 channels,ES-
1,WG79609,2/4000uL L36258-3,, 318.029 > 272.993
7.322e+005

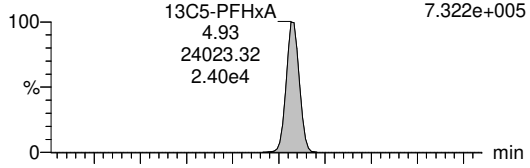

FC2L_008S25 Smooth(SG,3x1) F2:MRM of 24 channels,ES-
1,WG79609,2/4000uL L36258-3,, 318.029 > 120.341
2.908e+004

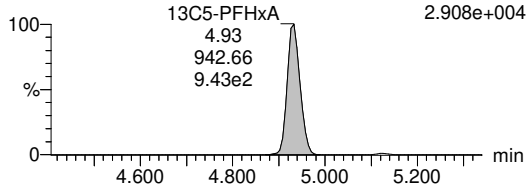

13C4-PFHpA

FC2L_008S25 Smooth(SG,3x1) F13:MRM of 7 channels,ES-
1,WG79609,2/4000uL L36258-3,, 367.086 > 322.004
7.555e+005

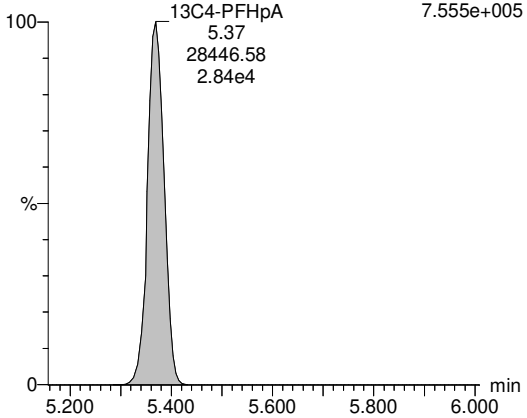

13C8-PFOA

FC2L_008S25 Smooth(SG,3x1) F3:MRM of 12 channels,ES-
1,WG79609,2/4000uL L36258-3,, 421.096 > 376.022
5.548e+005

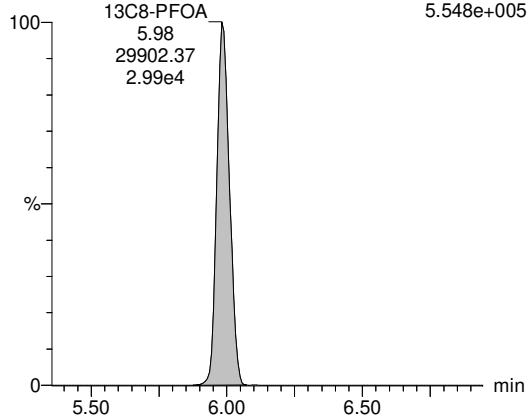

13C9-PFNA

FC2L_008S25 Smooth(SG,3x1) F4:MRM of 7 channels,ES-
1,WG79609,2/4000uL L36258-3,, 472.096 > 427.014
2.502e+005

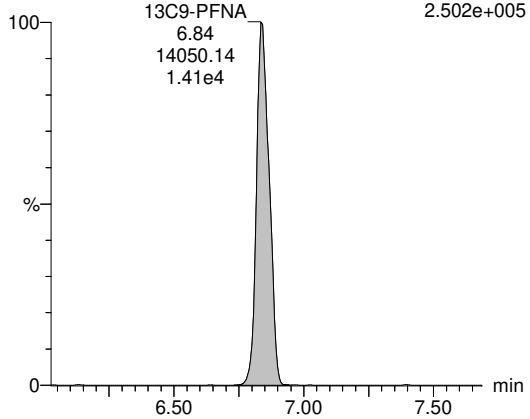

13C6-PFDA

FC2L_008S25 Smooth(SG,3x1) F5:MRM of 15 channels,ES-
1,WG79609,2/4000uL L36258-3,, 519.147 > 474.058
3.361e+005

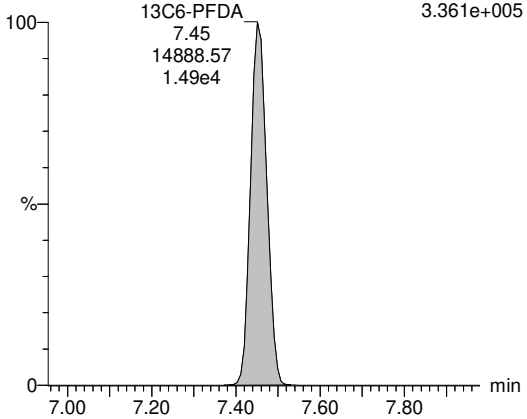

PV by TCH, SV by BRA 13-Jan-22, Conc. & LOD unit = ng for Inst QC, ng/mL for SPM, ng/L for samples

Quantify Sample Report **MassLynx MassLynx V4.1 SCN909**
SGS Axys Analytical Services, Ltd.

Dataset: G:\Masslynx\Inst_L\PFAS\quanfile\FC2L_008-b.qld

Last Altered: Tuesday, January 11, 2022 20:21:00 Pacific Standard Time
Printed: Thursday, January 13, 2022 13:33:04 Pacific Standard Time

ID: L36258-3,,, Name: FC2L_008S25, Description: 1,WG79609,2/4000uL, Date: 11-Jan-2022, Time: 02:28:25

13C7-PFUnA

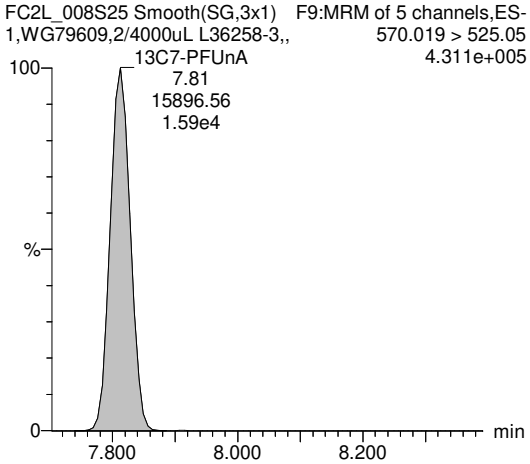

13C2-PFDoA

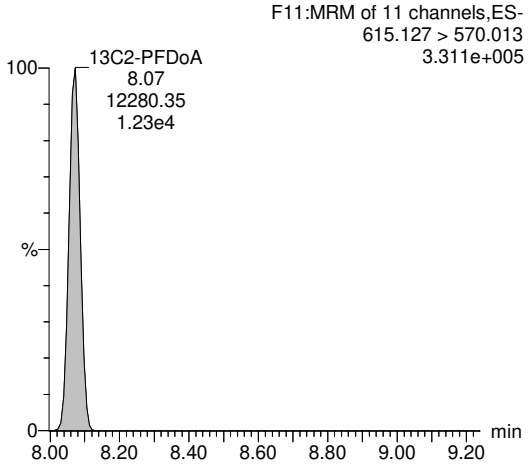

13C2-PFTeDA

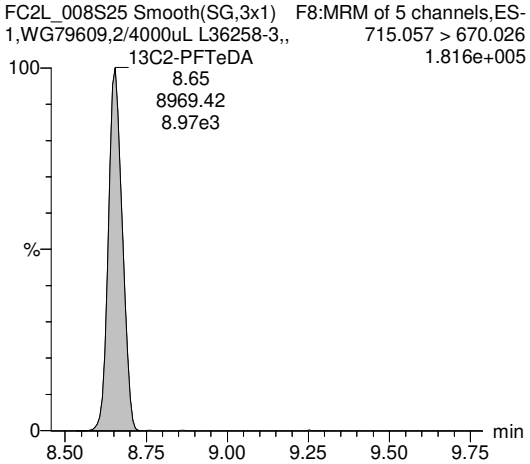

13C3-PFBS

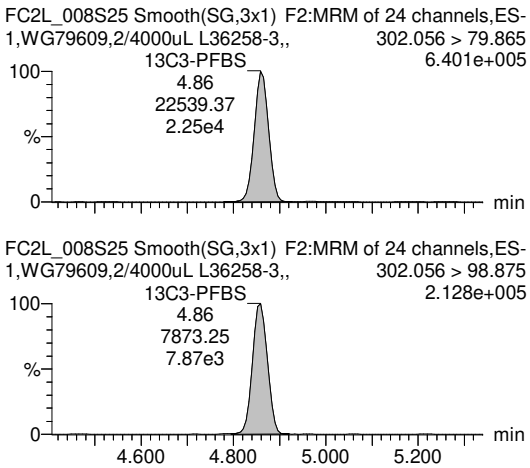

13C3-PFHxS

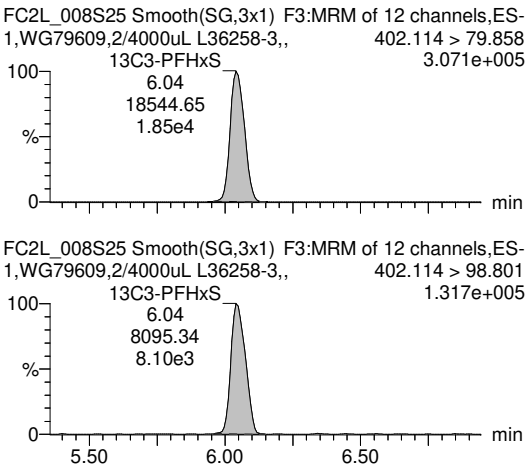

13C8-PFOS

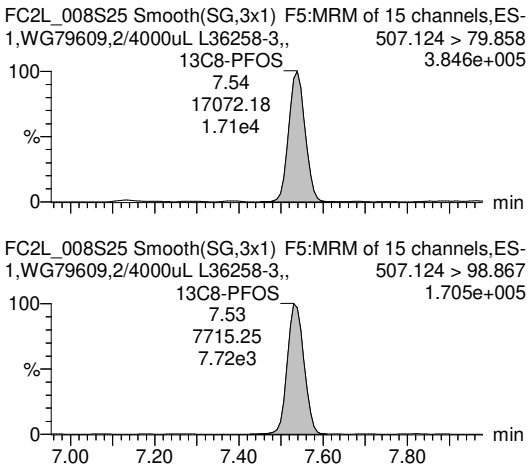

PV by TCH, SV by BRA 13-Jan-22, Conc. & LOD unit = ng for Inst QC, ng/mL for SPM, ng/L for samples

Quantify Sample Report **MassLynx MassLynx V4.1 SCN909**
SGS Axys Analytical Services, Ltd.

Dataset: G:\Masslynx\Inst_L\PFAS\quanfile\FC2L_008-b.qld

Last Altered: Tuesday, January 11, 2022 20:21:00 Pacific Standard Time
Printed: Thursday, January 13, 2022 13:33:04 Pacific Standard Time

ID: L36258-3,,, Name: FC2L_008S25, Description: 1,WG79609,2/4000uL, Date: 11-Jan-2022, Time: 02:28:25

13C2-4:2 FTS

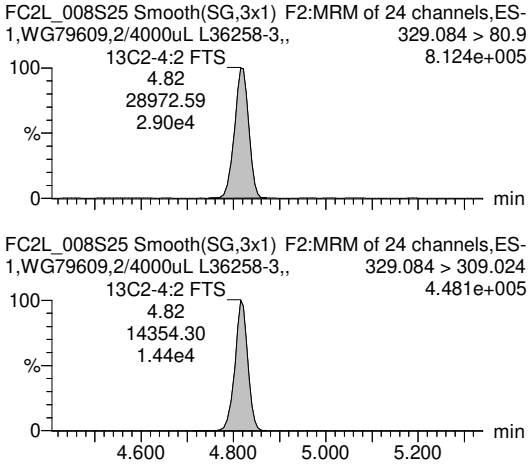

13C2-6:2 FTS

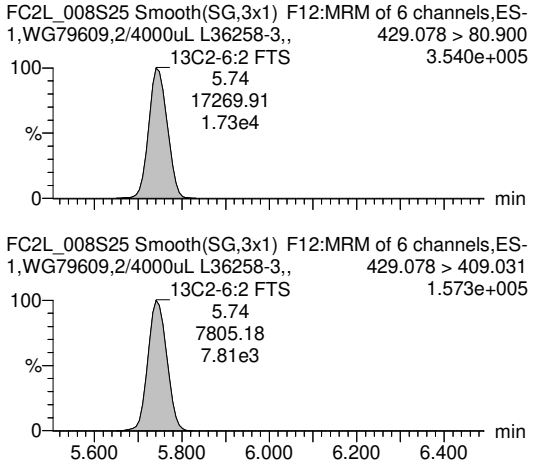

13C2-8:2 FTS

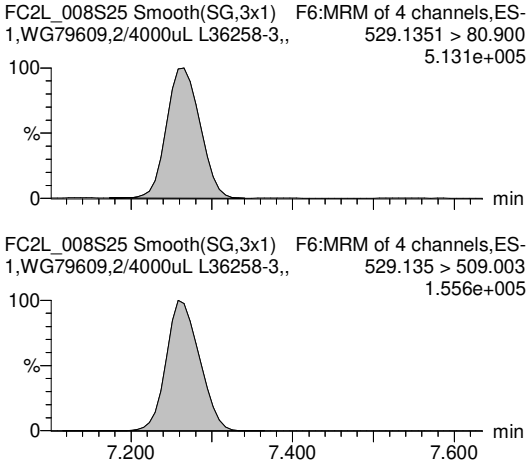

13C8-PFOSA

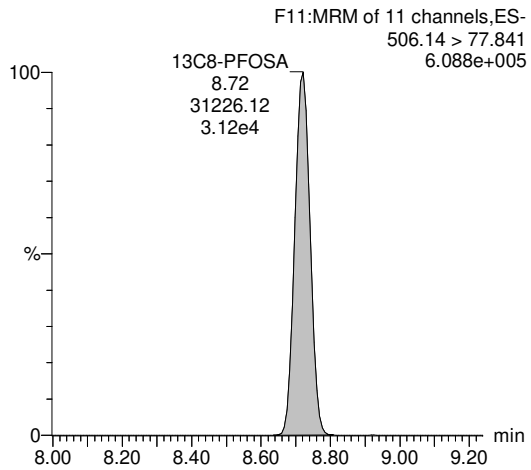

D3-N-MeFOSA

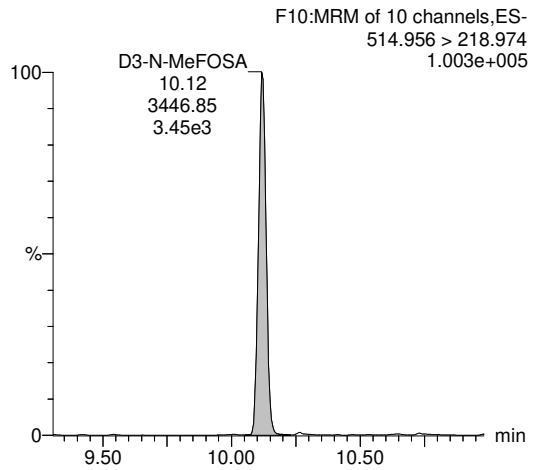

D5-N-EtFOSA

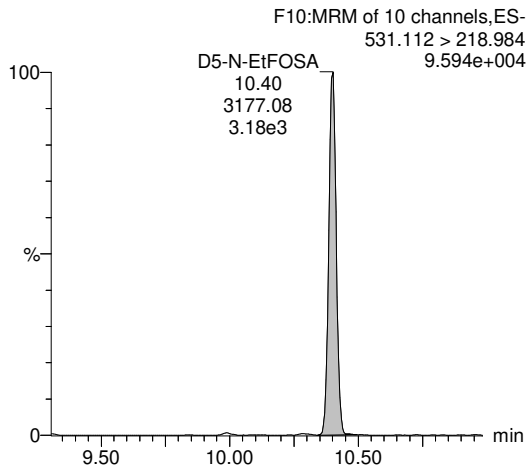

PV by TCH, SV by BRA 13-Jan-22, Conc. & LOD unit = ng for Inst QC, ng/mL for SPM, ng/L for samples

Quantify Sample Report **MassLynx MassLynx V4.1 SCN909**
SGS Axys Analytical Services, Ltd.

Dataset: G:\Masslynx\Inst_L\PFAS\quanfile\FC2L_008-b.qld

Last Altered: Tuesday, January 11, 2022 20:21:00 Pacific Standard Time
Printed: Thursday, January 13, 2022 13:33:04 Pacific Standard Time

ID: L36258-3,,, Name: FC2L_008S25, Description: 1,WG79609,2/4000uL, Date: 11-Jan-2022, Time: 02:28:25

D3-MeFOSAA

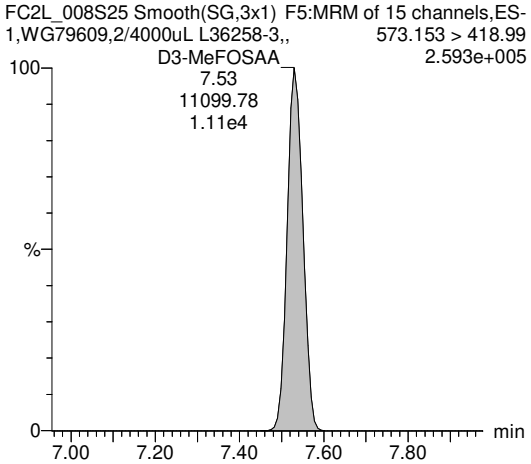

D5-EtFOSAA

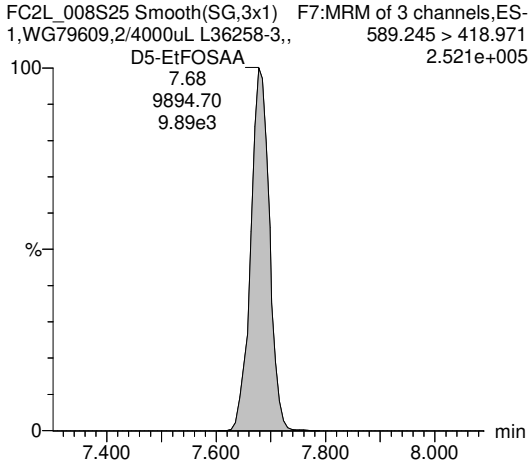

D7-N-MeFOSE

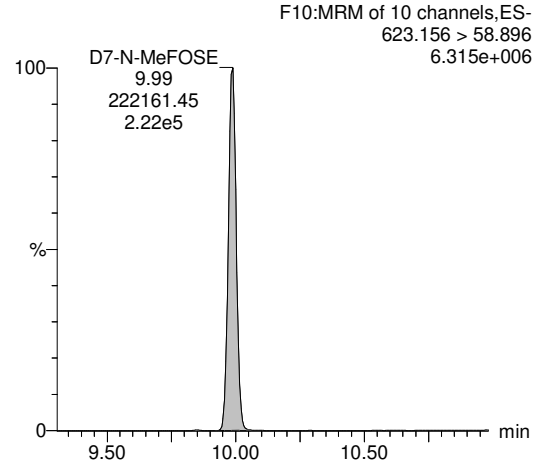

D9-N-EtFOSE

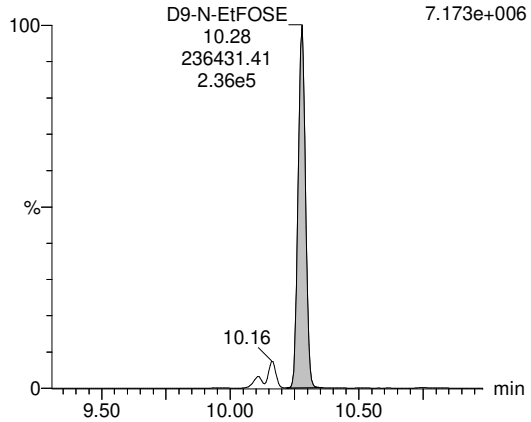

13C3-HFPO-DA

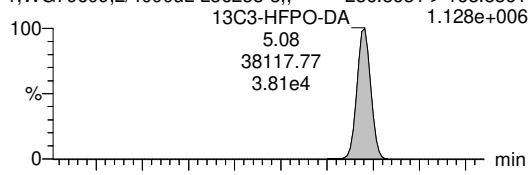

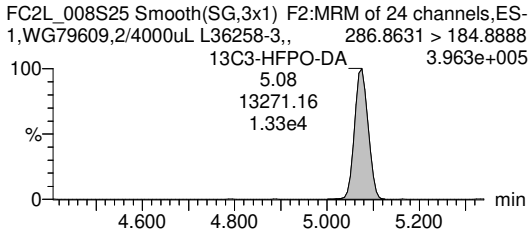

13C3-PFBA

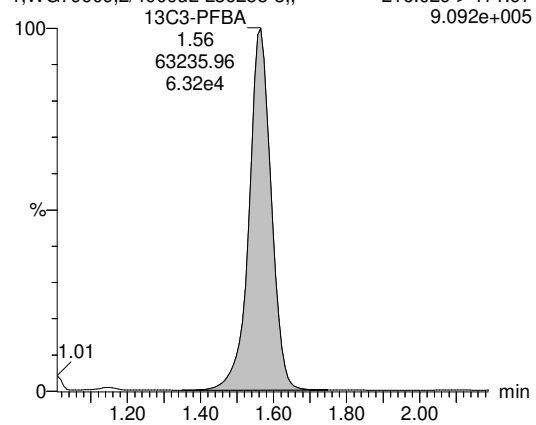

PV by TCH, SV by BRA 13-Jan-22, Conc. & LOD unit = ng for Inst QC, ng/mL for SPM, ng/L for samples

Quantify Sample Report **MassLynx MassLynx V4.1 SCN909**
SGS Axys Analytical Services, Ltd.

Dataset: G:\Masslynx\Inst_L\PFAS\quanfile\FC2L_008-b.qld

Last Altered: Tuesday, January 11, 2022 20:21:00 Pacific Standard Time
Printed: Thursday, January 13, 2022 13:33:04 Pacific Standard Time

ID: L36258-3,,, Name: FC2L_008S25, Description: 1,WG79609,2/4000uL, Date: 11-Jan-2022, Time: 02:28:25

13C2-PFHxA

FC2L_008S25 Smooth(SG,3x1) F2:MRM of 24 channels,ES-
1,WG79609,2/4000uL L36258-3,, 315.083 > 269.984
1.006e+006

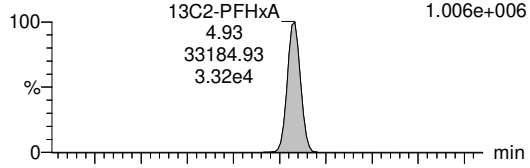

FC2L_008S25 Smooth(SG,3x1) F2:MRM of 24 channels,ES-
1,WG79609,2/4000uL L36258-3,, 315.083 > 119.359
2.974e+004

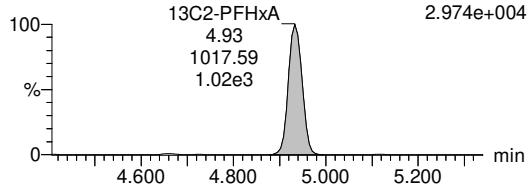

13C4-PFOA

FC2L_008S25 Smooth(SG,3x1) F3:MRM of 12 channels,ES-
1,WG79609,2/4000uL L36258-3,, 417.083 > 171.95
1.676e+005

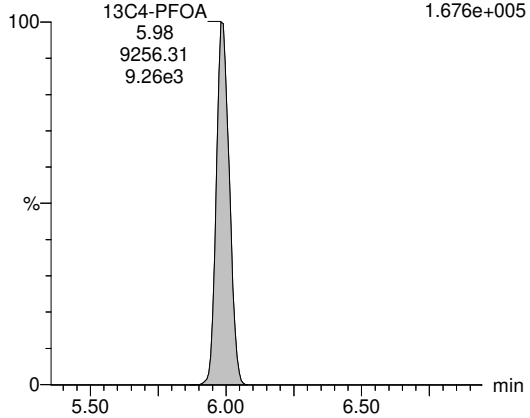

13C5-PFNA

FC2L_008S25 Smooth(SG,3x1) F4:MRM of 7 channels,ES-
1,WG79609,2/4000uL L36258-3,, 468.019 > 423.008
2.544e+005

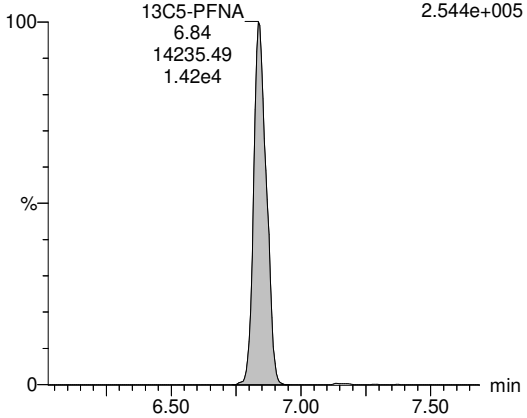

13C2-PFDA

FC2L_008S25 Smooth(SG,3x1) F5:MRM of 15 channels,ES-
1,WG79609,2/4000uL L36258-3,, 515.134 > 470.05
3.301e+005

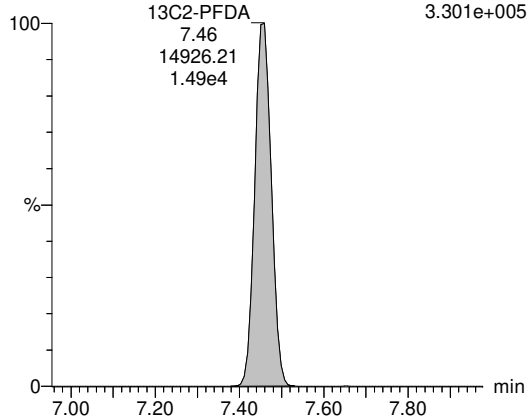

18O2-PFHxS

FC2L_008S25 Smooth(SG,3x1) F3:MRM of 12 channels,ES-
1,WG79609,2/4000uL L36258-3,, 402.984 > 83.895
2.957e+005

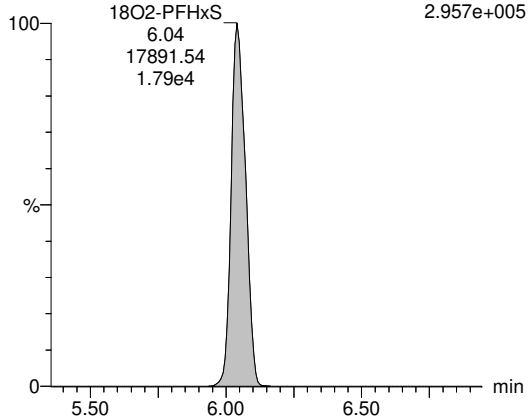

13C4-PFOS

FC2L_008S25 Smooth(SG,3x1) F5:MRM of 15 channels,ES-
1,WG79609,2/4000uL L36258-3,, 502.791 > 79.856
4.262e+005

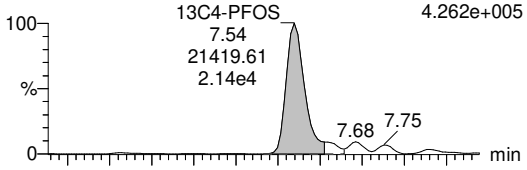

FC2L_008S25 Smooth(SG,3x1) F5:MRM of 15 channels,ES-
1,WG79609,2/4000uL L36258-3,, 502.791 > 98.864
1.917e+005

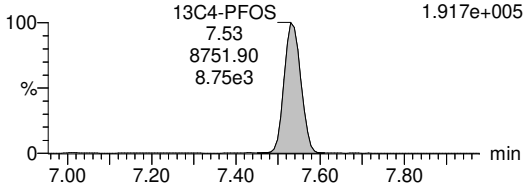

PV by TCH, SV by BRA 13-Jan-22, Conc. & LOD unit = ng for Inst QC, ng/mL for SPM, ng/L for samples

Quantify Sample Report **MassLynx MassLynx V4.1 SCN909**
SGS Axys Analytical Services, Ltd.

Dataset: G:\Masslynx\Inst_L\PFAS\quanfile\FC2L_008-b.qld

Last Altered: Tuesday, January 11, 2022 20:21:00 Pacific Standard Time
Printed: Thursday, January 13, 2022 13:33:04 Pacific Standard Time

ID: L36258-3,,, Name: FC2L_008S25, Description: 1,WG79609,2/4000uL, Date: 11-Jan-2022, Time: 02:28:25

13C2-D4-6:2 FTS

FC2L_008S25 Smooth(SG,3x1) F12:MRM of 6 channels,ES-
1,WG79609,2/4000uL L36258-3,, 432.904 > 81.901
4.262e+005



FC2L_008S25 Smooth(SG,3x1) F12:MRM of 6 channels,ES-
1,WG79609,2/4000uL L36258-3,, 432.904 > 411.943
1.628e+005

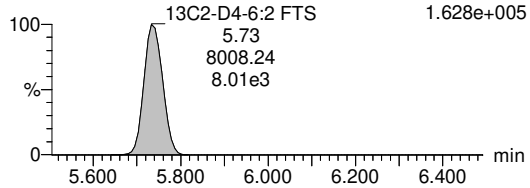

PV by TCH, SV by BRA 13-Jan-22, Conc. & LOD unit = ng for Inst QC, ng/mL for SPM, ng/L for samples

Quantify Sample Report **MassLynx MassLynx V4.1 SCN909**
SGS Axys Analytical Services, Ltd.

Dataset: G:\Masslynx\Inst_L\PFAS\quanfile\FC2L_008-b.qld

Last Altered: Tuesday, January 11, 2022 20:21:00 Pacific Standard Time
Printed: Thursday, January 13, 2022 13:33:04 Pacific Standard Time

ID: L36258-3,,, Name: FC2L_008S25, Description: 1,WG79609,2/4000uL, Date: 11-Jan-2022, Time: 02:28:25

#	IS#	Name	RT	Area	Confirm. Ion Area	IS Area	Std. Conc	Conc.	LOD	%Rec	Ratio (Pr...	Ratio	Ratio Fail(Y...	S/N	Noi...	IS Height	Samp. size	F2	Fla...
1	84	PFBA	1.56	7110		136728		4.218	0.1191					107	970	1982187	0.491	1.0	MM
2	85	PFPeA	4.27	17725		45048		13.250	0.4672					86	5589	1208431	0.491	1.0	MM
3	86	PFHxA	4.93	7784	1859	24023		6.210	0.2112		4.85	4.19	NO	81	2689	731911	0.491	1.0	MM
4	87	PFHpA	5.37	8235	3725	28447		5.371	0.0926		2.16	2.21	NO	178	1256	755365	0.491	1.0	bb
5	88	PFOA-I	5.98	5930	3483	29902		2.757	0.1833		1.96	1.70	NO	44	2438	554666	0.491	1.0	MM
6	88	PFOA-II	5.79	247	121	29902		0.115	0.1833		0.00	2.04	NO	2	2438	554666	0.491	1.0	MM
7	88	PFOA-III				29902			0.1833		0.00				2438	554666	0.491	1.0	
8	88	PFOA-IV				29902			0.1833		0.00				2438	554666	0.491	1.0	
9		PFOA-SUM		6177		29902		2.872	0.3666						2438	554666	0.491	1.0	
10	88	PFOA	5.98	6051	3514	29902		2.813	0.1833		1.96	1.72	NO	44	2438	554666	0.491	1.0	bb
11	89	PFNA-I	6.84	1270	501	14050		0.898	0.0842		2.85	2.54	NO	33	707	250169	0.491	1.0	MM
12	89	PFNA-II				14050			0.0842		0.00				707	250169	0.491	1.0	
13	89	PFNA-III				14050			0.0842		0.00				707	250169	0.491	1.0	
14		PFNA-SUM		1270		14050		0.898	0.0842						707	250169	0.491	1.0	
15	89	PFNA	6.84	1462	498	14050		1.034	0.0842		2.85	2.93	NO	35	707	250169	0.491	1.0	dd
16	90	PFDA	7.46	526	174	14889		0.429	0.1393		3.07	3.02	NO	8	1284	335935	0.491	1.0	MM
17	91	PFUnA				15897			0.0445		4.31				480	430966	0.491	1.0	
18	92	PFDoA	8.10	29	383	12280		0.022	0.0370		7.42	0.08	YES	2	431	330967	0.491	1.0	MM
19	M...	PFTrDA				10625			0.0903		3.08				612	256243	0.491	1.0	
20	93	PFTeDA	8.65	104	2	8969		0.158	0.1969		2.82	63.11	YES	3	874	181519	0.491	1.0	MM
21	94	PFBS	4.86	1076	414	22539		0.843	0.0908		2.59	2.60	NO	25	1096	639336	0.491	1.0	MM
22	95	PFPeS	5.37	184	80	18545		0.205	0.0876		2.24	2.31	NO	10	435	307066	0.491	1.0	MM
23	95	PFHxS-I	6.05	1367	525	18545		1.276	0.0243		2.37	2.60	NO	167	143	307066	0.491	1.0	MM
24	95	PFHxS-II	5.85	160	62	18545		0.149	0.0243		3.26	2.56	NO	19	143	307066	0.491	1.0	MM
25	95	PFHxS-III	5.78	87	21	18545		0.081	0.0243		2.72	4.24	YES	11	143	307066	0.491	1.0	dd
26		PFHxS-SUM		1614		18545		1.506	0.0728						143	307066	0.491	1.0	
27	95	PFHxS	6.05	1385	212	18545		1.293	0.0243		2.40	6.52	YES	167	143	307066	0.491	1.0	db
28	96	PFHpS				17072			0.0484		2.12				331	384427	0.491	1.0	
29	96	PFOS-I	7.54	3812	1117	17072		3.657	0.1210		2.42	3.41	NO	84	947	384427	0.491	1.0	MM
30	96	PFOS-II	7.38	1198	58	17072		1.149	0.1210		2.75	20.79	YES	20	947	384427	0.491	1.0	MM
31	96	PFOS-III	7.35	392	88	17072		0.376	0.1210		8.19	4.43	NO	14	947	384427	0.491	1.0	MM
32	96	PFOS-IV	7.14	1618	5	17072		1.552	0.1210		2.14	346.92	YES	27	947	384427	0.491	1.0	bd
33		PFOS-SUM		7020		17072		6.734	0.4839						947	384427	0.491	1.0	
34	96	PFOS	7.54	4034	1129	17072		3.870	0.1210		2.54	3.57	NO	84	947	384427	0.491	1.0	bd
35	96	PFNS				17072			0.1014		2.36				753	384427	0.491	1.0	

PV by TCH, SV by BRA 13-Jan-22, Conc. & LOD unit = ng for Inst QC, ng/mL for SPM, ng/L for samples

Quantify Sample Report **MassLynx MassLynx V4.1 SCN909**
SGS Axys Analytical Services, Ltd.

Dataset: G:\Masslynx\Inst_L\PFAS\quanfile\FC2L_008-b.qld

Last Altered: Tuesday, January 11, 2022 20:21:00 Pacific Standard Time
Printed: Thursday, January 13, 2022 13:33:04 Pacific Standard Time

ID: L36258-3,,, Name: FC2L_008S25, Description: 1,WG79609,2/4000uL, Date: 11-Jan-2022, Time: 02:28:25

#	IS#	Name	RT	Area	Confirm. Ion Area	IS Area	Std. Conc	Conc.	LOD	%Rec	Ratio (Pr...	Ratio	Ratio Fail(Y...	S/N	Noi...	IS Height	Samp. size	F2	Fla...
36	96	PFDS				17072			0.0188		2.36				134	384427	0.491	1.0	
37	96	PFDoS				17072			0.0021		2.24				13	384427	0.491	1.0	
38	97	4:2 FTS	4.82	7	82	28973		0.021	0.0061		0.43	0.08	YES	13	19	811348	0.491	1.0	dd
39	98	6:2 FTS	5.74	376	784	17270		1.713	0.0065		0.44	0.48	NO	768	10	353966	0.491	1.0	MM
40	99	8:2 FTS	7.26	13	20	24456		0.082	0.0160		0.57	0.66	NO	23	18	512357	0.491	1.0	bd
41	100	PFOSA-I	8.73	90		31226		0.059	0.0039					47	39	608622	0.491	1.0	MM
42	100	PFOSA-II	8.53	5		31226		0.003	0.0039					2	39	608622	0.491	1.0	MM
43		PFOSA-SUM		95		31226		0.062	0.0079						39	608622	0.491	1.0	
44	100	PFOSA	8.73	88		31226		0.058	0.0039					46	39	608622	0.491	1.0	bb
45	101	N-MeFOSA-I				3447			0.0063		0.55				12	100327	0.491	1.0	
46	101	N-MeFOSA-II	9.99	8	12	3447		0.044	0.0063		1.14	0.69	NO	15	12	100327	0.491	1.0	MM
47		N-MeFOSA-SUM		8		3447		0.044	0.0063						12	100327	0.491	1.0	
48	101	N-MeFOSA	10.75	2	2	3447		0.010	0.0063		0.53	1.07	YES	9	12	100327	0.491	1.0	bb
49	102	N-EtFOSA-I	10.41	4	13	3177		0.023	0.0195		0.55	0.33	NO	5	37	95871	0.491	1.0	MM
50	102	N-EtFOSA-II	10.28	12	12	3177		0.063	0.0195		1.28	0.97	NO	5	37	95871	0.491	1.0	MM
51		N-EtFOSA-SUM		16		3177		0.087	0.0390						37	95871	0.491	1.0	
52	102	N-EtFOSA	10.41	4	14	3177		0.023	0.0195		0.53	0.30	NO	5	37	95871	0.491	1.0	bb
53	103	MeFOSAA-I	7.54	4	13	11100		0.016	0.0066		2.01	0.29	YES	10	12	259092	0.491	1.0	MM
54	103	MeFOSAA-II				11100			0.0066		1.84				12	259092	0.491	1.0	
55	103	MeFOSAA-III				11100			0.0066		0.29				12	259092	0.491	1.0	
56		MeFOSAA-SUM		4		11100		0.016	0.0066						12	259092	0.491	1.0	
57	103	MeFOSAA	7.54	4	13	11100		0.015	0.0066		1.87	0.28	YES	10	12	259092	0.491	1.0	bb
58	104	EtFOSAA-I				9895			0.0539		1.24				84	252130	0.491	1.0	
59	104	EtFOSAA-II				9895			0.0539		0.34				84	252130	0.491	1.0	
60	104	EtFOSAA-III	7.51	2	1	9895		0.012	0.0539		0.63	2.87	YES	1	84	252130	0.491	1.0	MM
61		EtFOSAA-SUM		2		9895		0.012	0.0539						84	252130	0.491	1.0	
62	104	EtFOSAA				9895			0.0539		1.09				84	252130	0.491	1.0	
63	105	N-MeFOSE-I	10.00	150		222161		0.124	0.0214					11	243	6311400	0.491	1.0	MM
64	105	N-MeFOSE-II				222161			0.0214						243	6311400	0.491	1.0	
65	105	N-MeFOSE-III	9.80	33		222161		0.028	0.0214					4	243	6311400	0.491	1.0	MM
66		N-MeFOSE-SUM		183		222161		0.152	0.0427						243	6311400	0.491	1.0	
67	105	N-MeFOSE				222161			0.0214						243	6311400	0.491	1.0	
68	106	N-EtFOSE-I	10.29	194		236431		0.140	0.0289					14	404	7166213	0.491	1.0	MM
69	106	N-EtFOSE-II				236431			0.0289						404	7166213	0.491	1.0	
70	106	N-EtFOSE-III				236431			0.0289						404	7166213	0.491	1.0	

PV by TCH, SV by BRA 13-Jan-22, Conc. & LOD unit = ng for Inst QC, ng/mL for SPM, ng/L for samples

Quantify Sample Report **MassLynx MassLynx V4.1 SCN909**
SGS Axys Analytical Services, Ltd.

Dataset: G:\Masslynx\Inst_L\PFAS\quanfile\FC2L_008-b.qld

Last Altered: Tuesday, January 11, 2022 20:21:00 Pacific Standard Time
Printed: Thursday, January 13, 2022 13:33:04 Pacific Standard Time

ID: L36258-3,,, Name: FC2L_008S25, Description: 1,WG79609,2/4000uL, Date: 11-Jan-2022, Time: 02:28:25

#	IS#	Name	RT	Area	Confirm. Ion Area	IS Area	Std. Conc	Conc.	LOD	%Rec	Ratio (Pr...	Ratio	Ratio Fail(Y...	S/N	Noi...	IS Height	Samp. size	F2	Fla...
71		N-EtFOSE-SUM		194		236431		0.140	0.0289						404	7166213	0.491	1.0	
72	106	N-EtFOSE	10.29	188		236431		0.136	0.0289					14	404	7166213	0.491	1.0	bb
73	107	HFPO-DA	5.09	8	12	38118		0.016	0.0027		2.87	0.66	YES	23	14	1127856	0.491	1.0	MM
74	107	ADONA				38118			0.0011		1.08				35	1127856	0.491	1.0	
75	107	9Cl-PF3ONS				38118			0.0035		3.20				32	1127856	0.491	1.0	
76	107	11Cl-PF3OUdS	8.34	10	10	38118		0.021	0.0026		3.13	1.05	YES	17	13	1127856	0.491	1.0	MM
77	85	3:3 FTCA	3.63	4	21	45048		0.040	0.1498		1.75	0.18	YES	3	123	1208431	0.491	1.0	MM
78	86	5:3 FTCA				24023			0.1314		1.20				271	731911	0.491	1.0	
79	86	7:3 FTCA				24023			0.1172		0.71				141	731911	0.491	1.0	
80	86	PFEESA				24023			0.0110		9.28				415	731911	0.491	1.0	
81	85	PFMPA	2.55	45		45048		0.022	0.0254					3	459	1208431	0.491	1.0	MM
82	85	PFMBA	4.52	24		45048		0.009	0.0057					5	138	1208431	0.491	1.0	MM
83	86	NFDHA	4.87	1	29	24023		0.019	0.0264		0.94	0.03	YES	2	14	731911	0.491	1.0	MM
84	108	13C4-PFBA	1.56	136728		63236	40.000	77.043	0.0078	94.7				298...	66	906597	0.491	1.0	MM
85	109	13C5-PFPeA	4.27	45048		33185	20.000	33.599	0.2091	82.6				427	2831	1005343	0.491	1.0	bb
86	109	13C5-PFHxA	4.93	24023	943	33185	10.000	21.061	0.0176	103.5	23.32	25.48	NO	3603	203	1005343	0.491	1.0	bb
87	110	13C4-PFHpA	5.37	28447		9256	10.000	18.855	0.0184	92.7				4507	168	167581	0.491	1.0	bb
88	110	13C8-PFOA	5.98	29902		9256	10.000	17.634	0.0056	86.7				9718	57	167581	0.491	1.0	bb
89	111	13C9-PFNA	6.84	14050		14235	5.000	8.752	0.0019	86.0				137...	18	254417	0.491	1.0	bd
90	112	13C6-PFDA	7.45	14889		14926	5.000	10.084	0.0016	99.1				191...	18	329985	0.491	1.0	bb
91	112	13C7-PFUnA	7.81	15897		14926	5.000	9.921	0.0054	97.5				6779	64	329985	0.491	1.0	bd
92	112	13C2-PFDoA	8.07	12280		14926	5.000	8.903	0.0018	87.5				185...	18	329985	0.491	1.0	bb
93	112	13C2-PFTeDA	8.65	8969		14926	5.000	7.414	0.0084	72.9				2414	75	329985	0.491	1.0	bd
94	113	13C3-PFBS	4.86	22539	7873	17892	10.030	20.614	0.1127	101.0	2.73	2.86	NO	942	679	295691	0.491	1.0	bb
95	113	13C3-PFHxS	6.04	18545	8095	17892	10.015	18.591	0.0093	91.2	2.38	2.29	NO	6014	51	295691	0.491	1.0	MM
96	114	13C8-PFOS	7.54	17072	7715	21420	10.062	17.857	0.1704	87.2	2.33	2.21	NO	356	1080	425991	0.491	1.0	bd
97	115	13C2-4:2 FTS	4.82	28973	14354	20639	20.168	52.178	0.1003	127.2	1.62	2.02	NO	2116	384	426164	0.491	1.0	db
98	115	13C2-6:2 FTS	5.74	17270	7805	20639	19.998	37.482	0.0249	92.1	1.88	2.21	NO	4475	79	426164	0.491	1.0	db
99	115	13C2-8:2 FTS	7.27	24456	7337	20639	20.040	33.549	0.1585	82.3	3.76	3.33	NO	644	795	426164	0.491	1.0	bb
1...	114	13C8-PFOSA	8.72	31226		21420	10.000	16.323	0.0029	80.2				165...	37	425991	0.491	1.0	bb
1...	114	D3-N-MeFOSA	10.12	3447		21420	10.000	11.763	0.0476	57.8				1085	93	425991	0.491	1.0	dd
1...	114	D5-N-EtFOSA	10.40	3177		21420	10.000	10.820	0.0228	53.2				2164	44	425991	0.491	1.0	bb
1...	115	D3-MeFOSAA	7.53	11100		20639	20.000	22.914	0.0051	56.3				153...	17	426164	0.491	1.0	bb
1...	115	D5-EtFOSAA	7.68	9895		20639	20.000	24.884	0.0093	61.2				9949	25	426164	0.491	1.0	dd
1...	114	D7-N-MeFOSE	9.99	222161		21420	100.000	114.006	0.1060	56.0				4609	1369	425991	0.491	1.0	MM

PV by TCH, SV by BRA 13-Jan-22, Conc. & LOD unit = ng for Inst QC, ng/mL for SPM, ng/L for samples

Quantify Sample Report **MassLynx MassLynx V4.1 SCN909**
SGS Axys Analytical Services, Ltd.

Dataset: G:\Masslynx\Inst_L\PFAS\quanfile\FC2L_008-b.qld

Last Altered: Tuesday, January 11, 2022 20:21:00 Pacific Standard Time
Printed: Thursday, January 13, 2022 13:33:04 Pacific Standard Time

ID: L36258-3,,, Name: FC2L_008S25, Description: 1,WG79609,2/4000uL, Date: 11-Jan-2022, Time: 02:28:25

#	IS#	Name	RT	Area	Confirm. Ion Area	IS Area	Std. Conc	Conc.	LOD	%Rec	Ratio (Pr...	Ratio	Ratio Fail(Y...	S/N	Noi...	IS Height	Samp. size	F2	Fla...
1...	114	D9-N-EtFOSE	10.28	236431		21420	100.000	93.797	0.0386	46.1				111...	645	425991	0.491	1.0	bb
1...	109	13C3-HFPO-DA	5.08	38118	13271	33185	40.000	71.627	0.0024	88.0	2.64	2.87	NO	859...	13	1005343	0.491	1.0	bb
1...		13C3-PFBA	1.56	63236			20.000	26.135	0.0347	64.2				2262	401		0.491	1.0	bb
1...		13C2-PFHxA	4.93	33185	1018		10.000	12.356	0.0005	60.7	35.50	32.61	NO	700...	14		0.491	1.0	bb
110		13C4-PFOA	5.98	9256			10.000	14.344	0.0031	70.5				138...	12		0.491	1.0	bb
111		13C5-PFNA	6.84	14235			5.000	6.261	0.0048	61.5				3947	64		0.491	1.0	db
112		13C2-PFDA	7.46	14926			5.000	5.883	0.0014	57.8				129...	25		0.491	1.0	bb
113		18O2-PFHxS	6.04	17892			10.050	12.802	0.0015	62.6				252...	12		0.491	1.0	bb
114		13C4-PFOS	7.54	21420	8752		10.150	14.116	0.0347	68.4	2.17	2.45	NO	1219	350		0.491	1.0	MM
115		13C2-D4-6:2 F...	5.73	20639	8008		20.000	65.484	0.0133	160.9	2.50	2.58	NO	148...	29		0.491	1.0	bb

PV by TCH, SV by BRA 13-Jan-22, Conc. & LOD unit = ng for Inst QC, ng/mL for SPM, ng/L for samples

Quantify Sample Report **MassLynx MassLynx V4.1 SCN909**
SGS Axys Analytical Services, Ltd.

Dataset: G:\Masslynx\Inst_L\PFAS\quanfile\FC2L_009-b.qld

Last Altered: Wednesday, January 12, 2022 10:02:34 Pacific Standard Time
Printed: Friday, January 14, 2022 10:10:28 Pacific Standard Time

ID: L36258-3,i,, Name: FC2L_009S24, Description: 1,WG79609,2/4000uL, Date: 11-Jan-2022, Time: 17:22:43

PFBA

FC2L_009S24 Smooth(SG,3x1) F1:MRM of 3 channels,ES-
1,WG79609,2/4000uL L36258-3,i, 212.763 > 168.903
1.252e+005

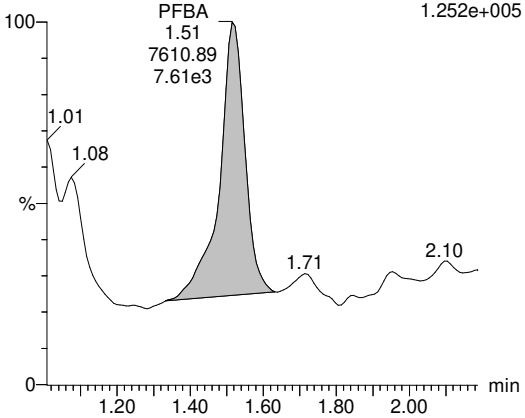

PFPeA

FC2L_009S24 Smooth(SG,3x1) F14:MRM of 8 channels,ES-
1,WG79609,2/4000uL L36258-3,i, 262.951 > 218.996
4.566e+005

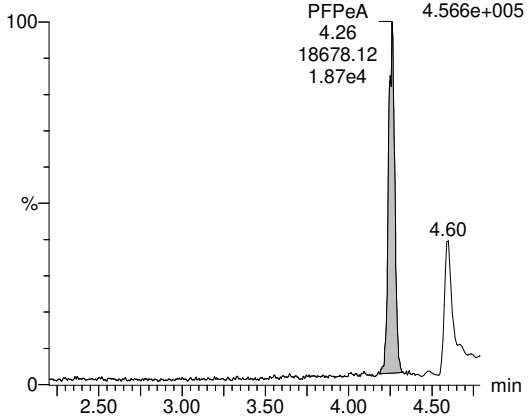

PFHxA

FC2L_009S24 Smooth(SG,3x1) F2:MRM of 24 channels,ES-
1,WG79609,2/4000uL L36258-3,i, 313.012 > 269.017
3.051e+005

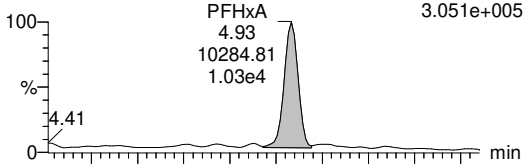

FC2L_009S24 Smooth(SG,3x1) F2:MRM of 24 channels,ES-
1,WG79609,2/4000uL L36258-3,i, 313.012 > 118.918
5.685e+004

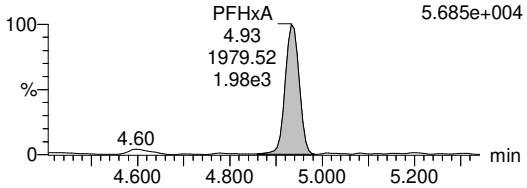

PFHpA

FC2L_009S24 Smooth(SG,3x1) F13:MRM of 7 channels,ES-
1,WG79609,2/4000uL L36258-3,i, 363.073 > 319.025
2.431e+005

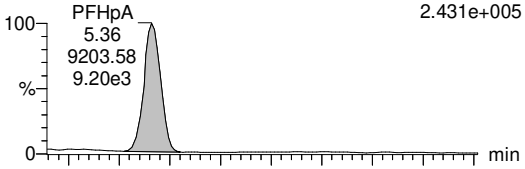

FC2L_009S24 Smooth(SG,3x1) F13:MRM of 7 channels,ES-
1,WG79609,2/4000uL L36258-3,i, 363.073 > 168.962
1.016e+005

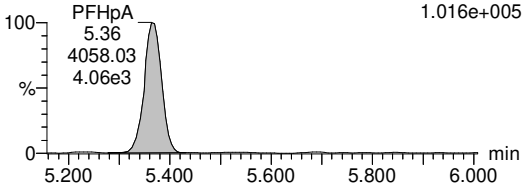

PFOA-I

FC2L_009S24 Smooth(SG,3x1) F3:MRM of 12 channels,ES-
1,WG79609,2/4000uL L36258-3,i, 413.006 > 369.03
1.443e+005

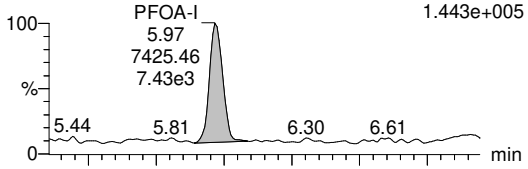

FC2L_009S24 Smooth(SG,3x1) F3:MRM of 12 channels,ES-
1,WG79609,2/4000uL L36258-3,i, 413.006 > 168.963
7.007e+004

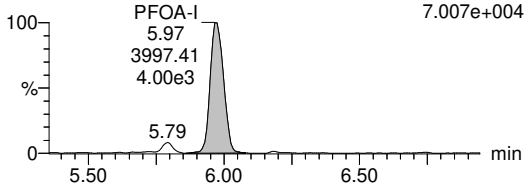

PFOA-II

FC2L_009S24 Smooth(SG,3x1) F3:MRM of 12 channels,ES-
1,WG79609,2/4000uL L36258-3,i, 413.006 > 369.03
1.443e+005

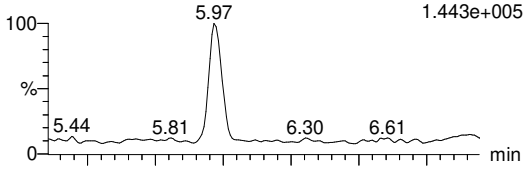

FC2L_009S24 Smooth(SG,3x1) F3:MRM of 12 channels,ES-
1,WG79609,2/4000uL L36258-3,i, 413.006 > 168.963
7.007e+004

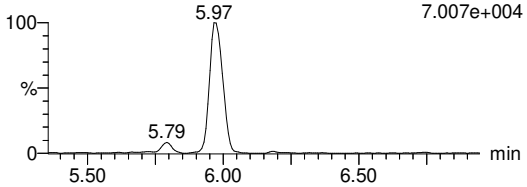

PV by TCH, SV by BRA 14-Jan-22, Conc. & LOD unit = ng for Inst QC, ng/mL for SPM, ng/L for samples

Quantify Sample Report **MassLynx MassLynx V4.1 SCN909**
SGS Axys Analytical Services, Ltd.

Dataset: G:\Masslynx\Inst_L\PFAS\quanfile\FC2L_009-b.qld

Last Altered: Wednesday, January 12, 2022 10:02:34 Pacific Standard Time
Printed: Friday, January 14, 2022 10:10:28 Pacific Standard Time

ID: L36258-3,i,, Name: FC2L_009S24, Description: 1,WG79609,2/4000uL, Date: 11-Jan-2022, Time: 17:22:43

PFOA-III

FC2L_009S24 Smooth(SG,3x1) F3:MRM of 12 channels,ES-
1,WG79609,2/4000uL L36258-3,i, 413.006 > 369.03
1.443e+005

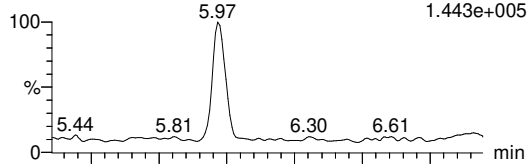

FC2L_009S24 Smooth(SG,3x1) F3:MRM of 12 channels,ES-
1,WG79609,2/4000uL L36258-3,i, 413.006 > 168.963
7.007e+004

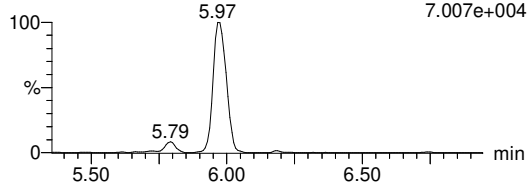

PFOA-IV

FC2L_009S24 Smooth(SG,3x1) F3:MRM of 12 channels,ES-
1,WG79609,2/4000uL L36258-3,i, 413.006 > 369.03
1.443e+005

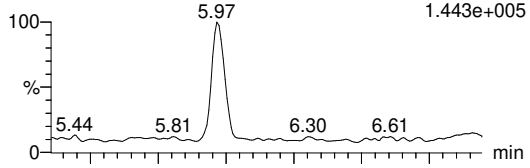

FC2L_009S24 Smooth(SG,3x1) F3:MRM of 12 channels,ES-
1,WG79609,2/4000uL L36258-3,i, 413.006 > 168.963
7.007e+004

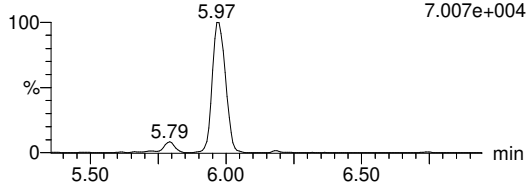

PFOA-SUM

FC2L_009S24 Smooth(SG,3x1) F3:MRM of 12 channels,ES-
1,WG79609,2/4000uL L36258-3,i, 413.006 > 369.03
1.443e+005

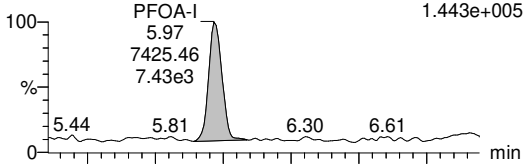

FC2L_009S24 Smooth(SG,3x1) F3:MRM of 12 channels,ES-
1,WG79609,2/4000uL L36258-3,i, 413.006 > 168.963
7.007e+004

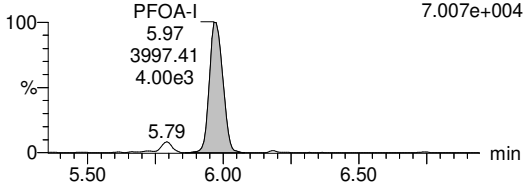

PFOA

FC2L_009S24 Smooth(SG,3x1) F3:MRM of 12 channels,ES-
1,WG79609,2/4000uL L36258-3,i, 413.006 > 369.03
1.443e+005

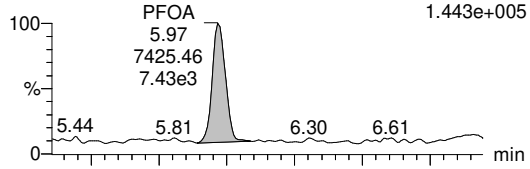

FC2L_009S24 Smooth(SG,3x1) F3:MRM of 12 channels,ES-
1,WG79609,2/4000uL L36258-3,i, 413.006 > 168.963
7.007e+004

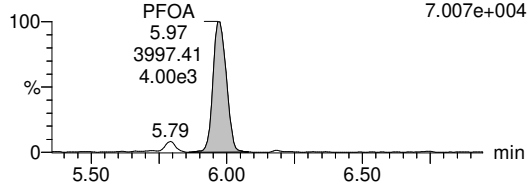

PFNA-I

FC2L_009S24 Smooth(SG,3x1) F4:MRM of 7 channels,ES-
1,WG79609,2/4000uL L36258-3,i, 463.002 > 418.97
2.929e+004

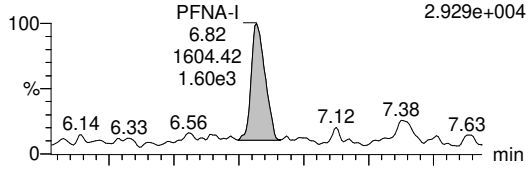

FC2L_009S24 Smooth(SG,3x1) F4:MRM of 7 channels,ES-
1,WG79609,2/4000uL L36258-3,i, 463.002 > 218.968
9.181e+003

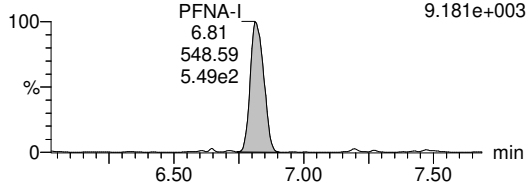

PFNA-II

FC2L_009S24 Smooth(SG,3x1) F4:MRM of 7 channels,ES-
1,WG79609,2/4000uL L36258-3,i, 463.002 > 418.97
2.929e+004

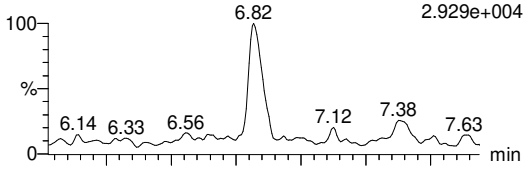

FC2L_009S24 Smooth(SG,3x1) F4:MRM of 7 channels,ES-
1,WG79609,2/4000uL L36258-3,i, 463.002 > 218.968
9.181e+003

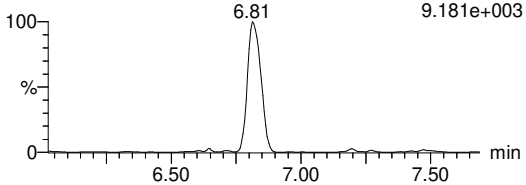

PV by TCH, SV by BRA 14-Jan-22, Conc. & LOD unit = ng for Inst QC, ng/mL for SPM, ng/L for samples

Quantify Sample Report **MassLynx MassLynx V4.1 SCN909**
SGS Axys Analytical Services, Ltd.

Dataset: G:\Masslynx\Inst_L\PFAS\quanfile\FC2L_009-b.qld

Last Altered: Wednesday, January 12, 2022 10:02:34 Pacific Standard Time
Printed: Friday, January 14, 2022 10:10:28 Pacific Standard Time

ID: L36258-3,i,, Name: FC2L_009S24, Description: 1,WG79609,2/4000uL, Date: 11-Jan-2022, Time: 17:22:43

PFNA-III

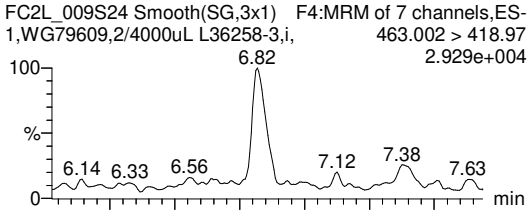

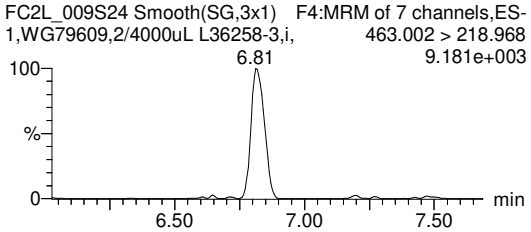

PFNA-SUM

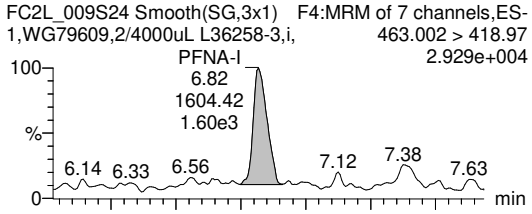

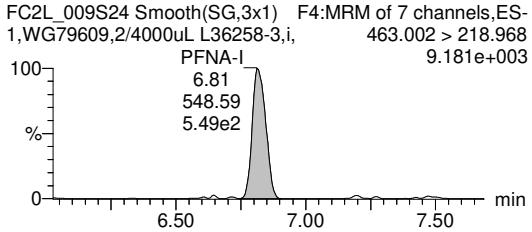

PFNA

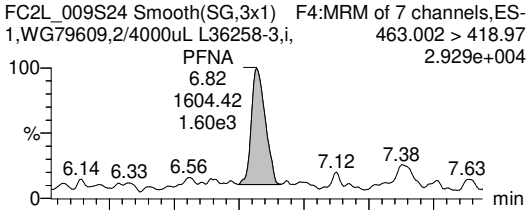

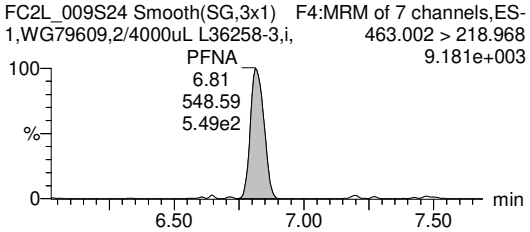

PFDA

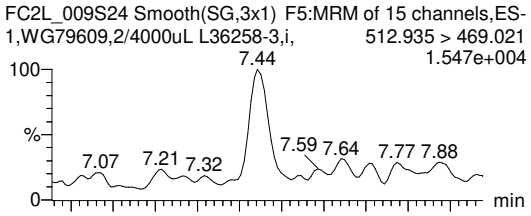

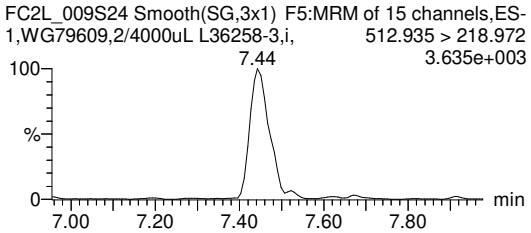

PFUnA

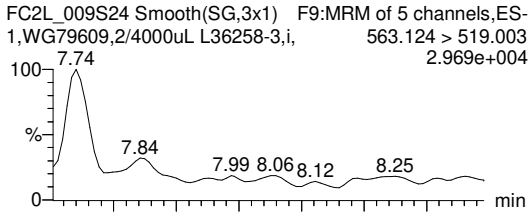

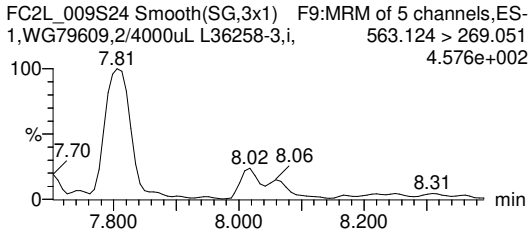

PFDoA

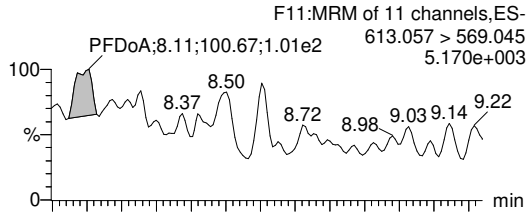

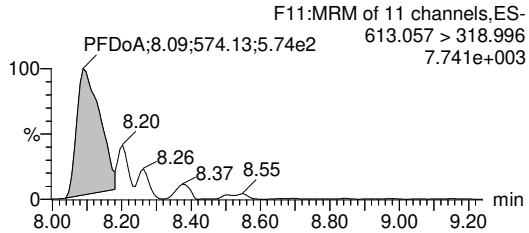

PV by TCH, SV by BRA 14-Jan-22, Conc. & LOD unit = ng for Inst QC, ng/mL for SPM, ng/L for samples

Quantify Sample Report **MassLynx MassLynx V4.1 SCN909**
SGS Axys Analytical Services, Ltd.

Dataset: G:\Masslynx\Inst_L\PFAS\quanfile\FC2L_009-b.qld

Last Altered: Wednesday, January 12, 2022 10:02:34 Pacific Standard Time
Printed: Friday, January 14, 2022 10:10:28 Pacific Standard Time

ID: L36258-3,i,, Name: FC2L_009S24, Description: 1,WG79609,2/4000uL, Date: 11-Jan-2022, Time: 17:22:43

PFTrDA

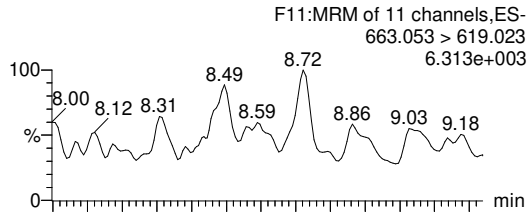

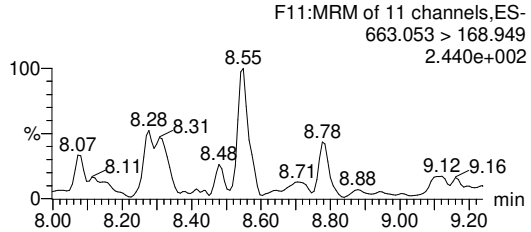

PFTeDA

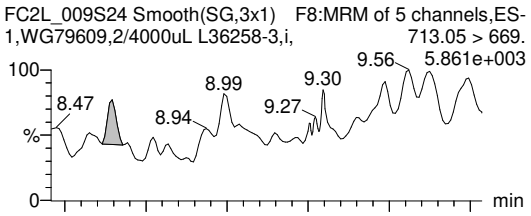

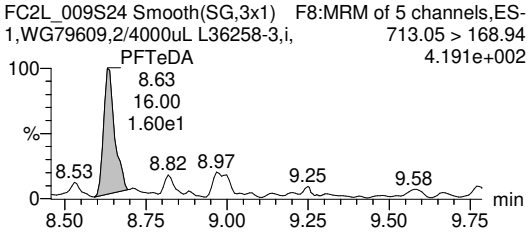

PFBS

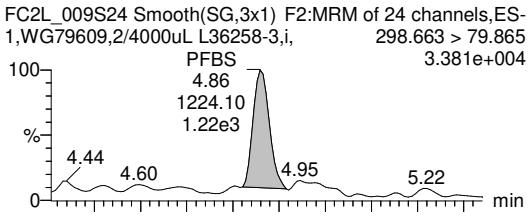

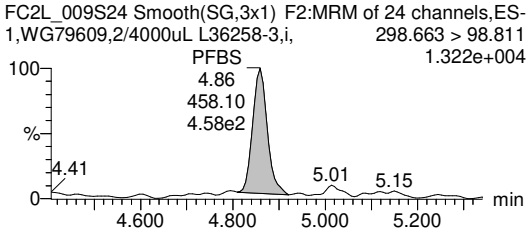

PFPeS

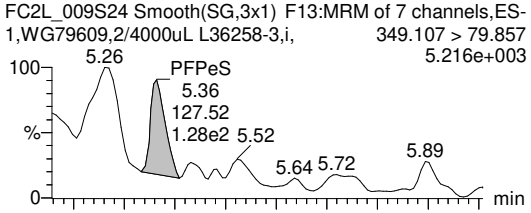

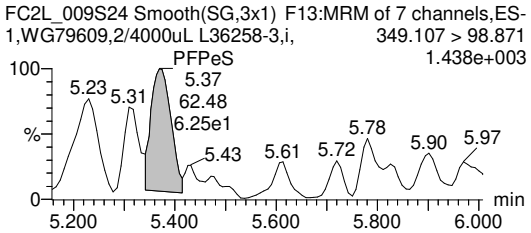

PFHxS-I

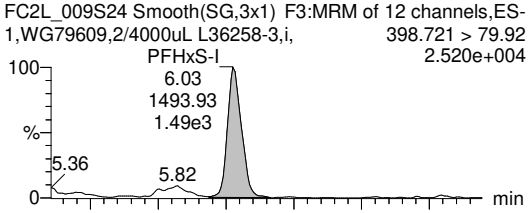

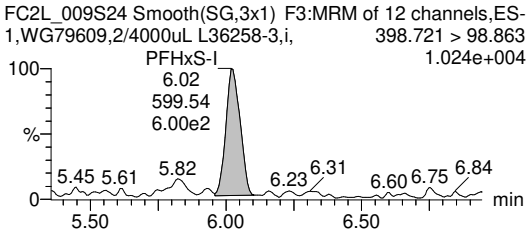

PFHxS-II

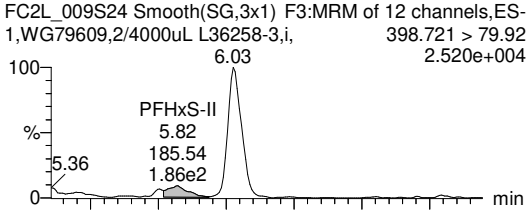

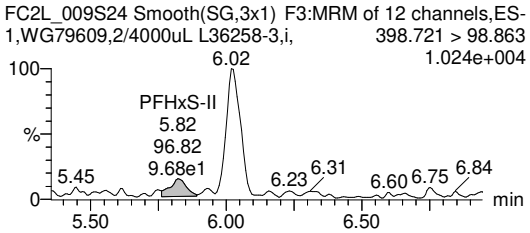

PV by TCH, SV by BRA 14-Jan-22, Conc. & LOD unit = ng for Inst QC, ng/mL for SPM, ng/L for samples

Quantify Sample Report **MassLynx MassLynx V4.1 SCN909**
SGS Axys Analytical Services, Ltd.

Dataset: G:\Masslynx\Inst_L\PFAS\quanfile\FC2L_009-b.qld

Last Altered: Wednesday, January 12, 2022 10:02:34 Pacific Standard Time
Printed: Friday, January 14, 2022 10:10:28 Pacific Standard Time

ID: L36258-3,i,, Name: FC2L_009S24, Description: 1,WG79609,2/4000uL, Date: 11-Jan-2022, Time: 17:22:43

PFHxS-III

FC2L_009S24 Smooth(SG,3x1) F3:MRM of 12 channels,ES-
1,WG79609,2/4000uL L36258-3,i, 398.721 > 79.92
2.520e+004

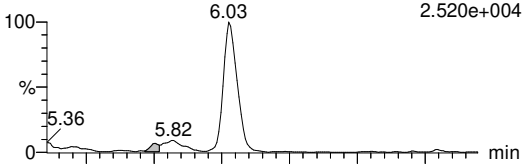

FC2L_009S24 Smooth(SG,3x1) F3:MRM of 12 channels,ES-
1,WG79609,2/4000uL L36258-3,i, 398.721 > 98.863
1.024e+004

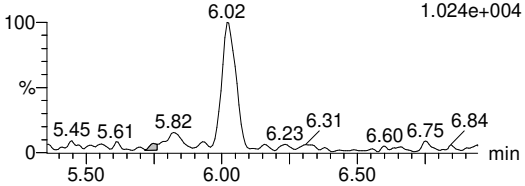

PFHxS-SUM

FC2L_009S24 Smooth(SG,3x1) F3:MRM of 12 channels,ES-
1,WG79609,2/4000uL L36258-3,i, 398.721 > 79.92
2.520e+004

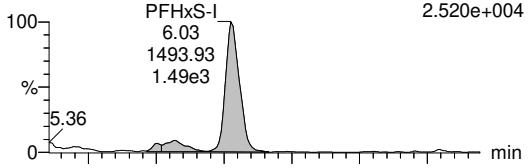

FC2L_009S24 Smooth(SG,3x1) F3:MRM of 12 channels,ES-
1,WG79609,2/4000uL L36258-3,i, 398.721 > 98.863
1.024e+004

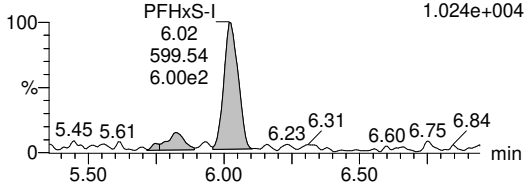

PFHxS

FC2L_009S24 Smooth(SG,3x1) F3:MRM of 12 channels,ES-
1,WG79609,2/4000uL L36258-3,i, 398.721 > 79.92
2.520e+004

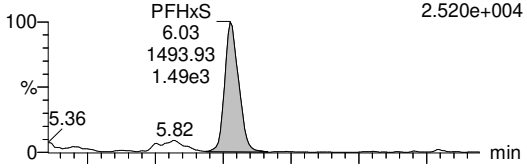

FC2L_009S24 Smooth(SG,3x1) F3:MRM of 12 channels,ES-
1,WG79609,2/4000uL L36258-3,i, 398.721 > 98.863
1.024e+004

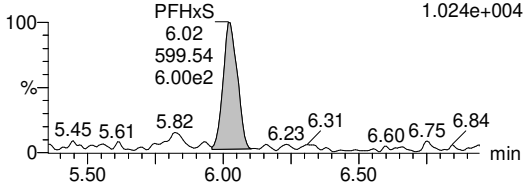

PFHpS

FC2L_009S24 Smooth(SG,3x1) F4:MRM of 7 channels,ES-
1,WG79609,2/4000uL L36258-3,i, 449.036 > 79.857
1.966e+004

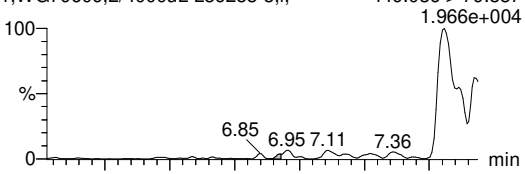

FC2L_009S24 Smooth(SG,3x1) F4:MRM of 7 channels,ES-
1,WG79609,2/4000uL L36258-3,i, 449.036 > 98.8
1.025e+003

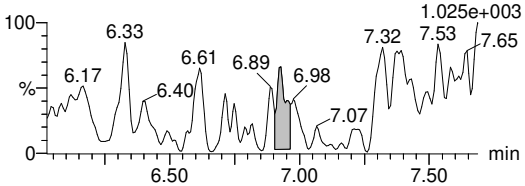

PFOS-I

FC2L_009S24 Smooth(SG,3x1) F5:MRM of 15 channels,ES-
1,WG79609,2/4000uL L36258-3,i, 498.906 > 79.856
8.666e+004

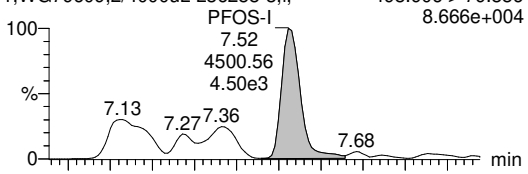

FC2L_009S24 Smooth(SG,3x1) F5:MRM of 15 channels,ES-
1,WG79609,2/4000uL L36258-3,i, 498.906 > 98.801
2.764e+004

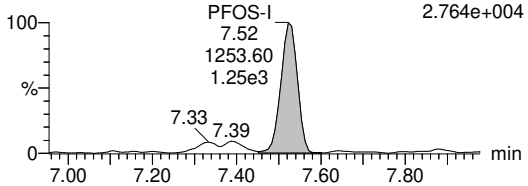

PFOS-II

FC2L_009S24 Smooth(SG,3x1) F5:MRM of 15 channels,ES-
1,WG79609,2/4000uL L36258-3,i, 498.906 > 79.856
8.666e+004

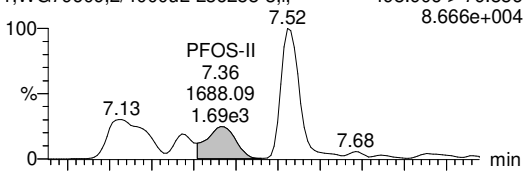

FC2L_009S24 Smooth(SG,3x1) F5:MRM of 15 channels,ES-
1,WG79609,2/4000uL L36258-3,i, 498.906 > 98.801
2.764e+004

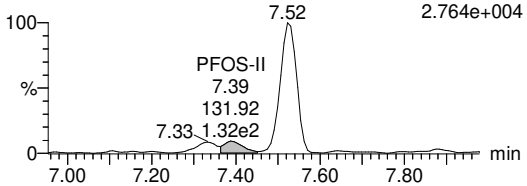

PV by TCH, SV by BRA 14-Jan-22, Conc. & LOD unit = ng for Inst QC, ng/mL for SPM, ng/L for samples

Quantify Sample Report **MassLynx MassLynx V4.1 SCN909**
SGS Axys Analytical Services, Ltd.

Dataset: G:\Masslynx\Inst_L\PFAS\quanfile\FC2L_009-b.qld

Last Altered: Wednesday, January 12, 2022 10:02:34 Pacific Standard Time
Printed: Friday, January 14, 2022 10:10:28 Pacific Standard Time

ID: L36258-3,i,, Name: FC2L_009S24, Description: 1,WG79609,2/4000uL, Date: 11-Jan-2022, Time: 17:22:43

PFOS-III

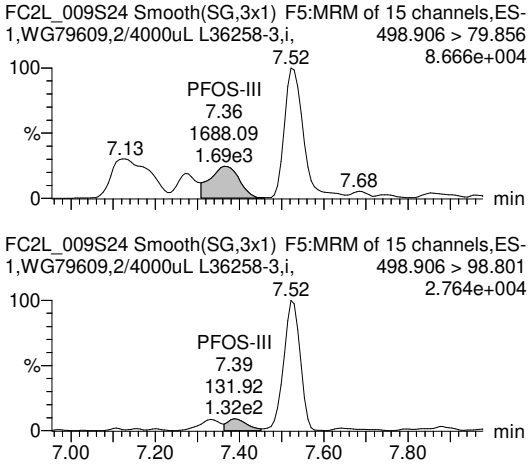

PFOS-IV

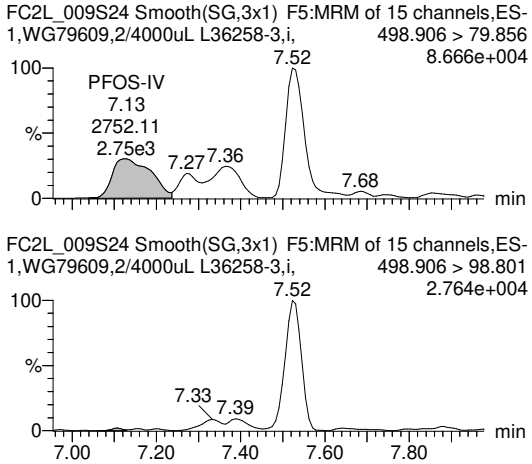

PFOS-SUM

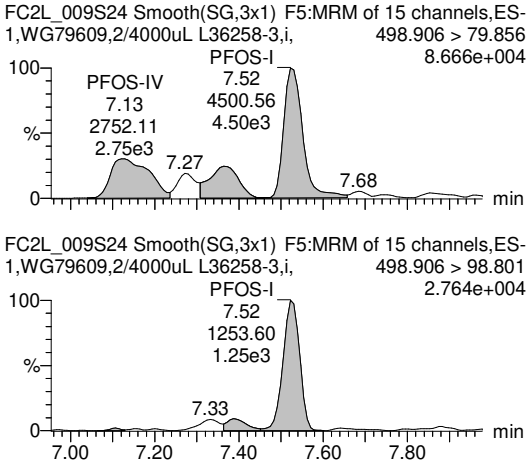

PFOS

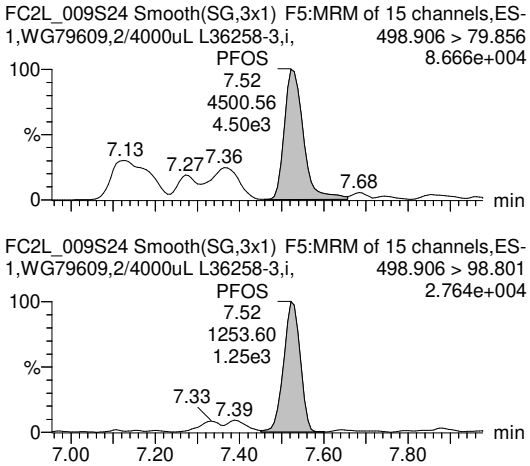

PFNS

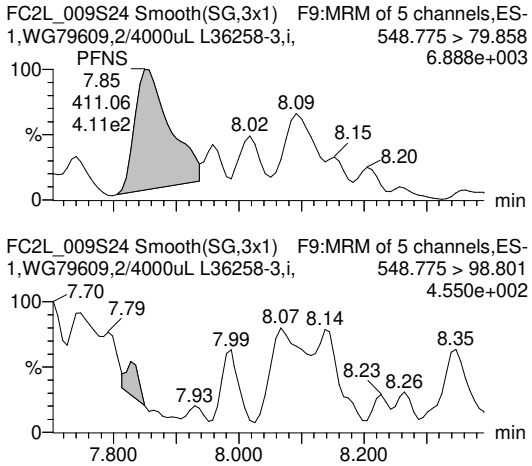

PFDS

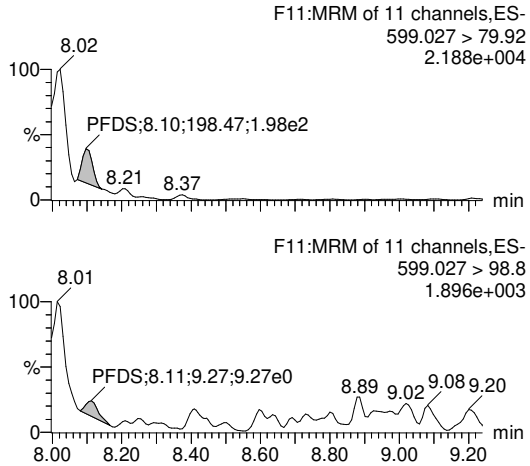

PV by TCH, SV by BRA 14-Jan-22, Conc. & LOD unit = ng for Inst QC, ng/mL for SPM, ng/L for samples

Quantify Sample Report **MassLynx MassLynx V4.1 SCN909**
SGS Axys Analytical Services, Ltd.

Dataset: G:\Masslynx\Inst_L\PFAS\quanfile\FC2L_009-b.qld

Last Altered: Wednesday, January 12, 2022 10:02:34 Pacific Standard Time
Printed: Friday, January 14, 2022 10:10:28 Pacific Standard Time

ID: L36258-3,i,, Name: FC2L_009S24, Description: 1,WG79609,2/4000uL, Date: 11-Jan-2022, Time: 17:22:43

PFDoS

FC2L_009S24 Smooth(SG,3x1) F8:MRM of 5 channels,ES-
1,WG79609,2/4000uL L36258-3,i, 699.084 > 79.856
1.305e+002

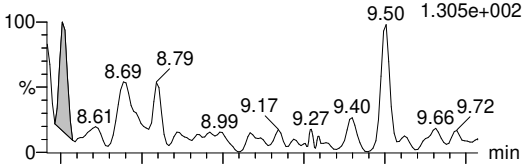

FC2L_009S24 Smooth(SG,3x1) F8:MRM of 5 channels,ES-
1,WG79609,2/4000uL L36258-3,i, 699.084 > 98.8
6.546e+002

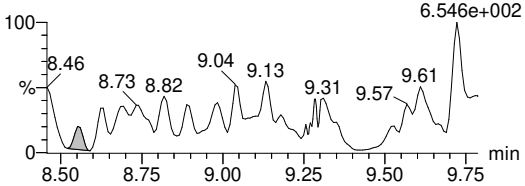

4:2 FTS

FC2L_009S24 Smooth(SG,3x1) F2:MRM of 24 channels,ES-
1,WG79609,2/4000uL L36258-3,i, 327.077 > 307.017
1.348e+002

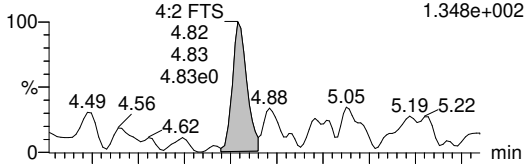

FC2L_009S24 Smooth(SG,3x1) F2:MRM of 24 channels,ES-
1,WG79609,2/4000uL L36258-3,i, 327.077 > 80.85
8.401e+003

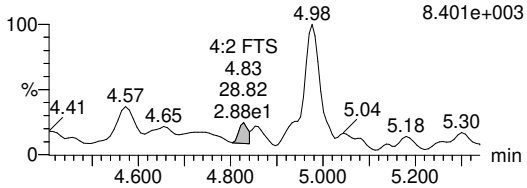

6:2 FTS

FC2L_009S24 Smooth(SG,3x1) F12:MRM of 6 channels,ES-
1,WG79609,2/4000uL L36258-3,i, 427.071 > 407.024
9.390e+003



FC2L_009S24 Smooth(SG,3x1) F12:MRM of 6 channels,ES-
1,WG79609,2/4000uL L36258-3,i, 427.071 > 80.9
1.852e+004

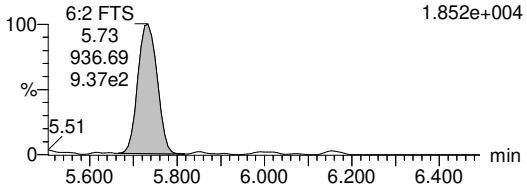

8:2 FTS

FC2L_009S24 Smooth(SG,3x1) F6:MRM of 4 channels,ES-
1,WG79609,2/4000uL L36258-3,i, 527.065 > 506.997
1.583e+002

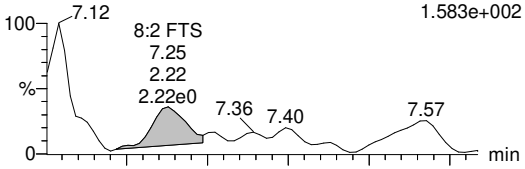

FC2L_009S24 Smooth(SG,3x1) F6:MRM of 4 channels,ES-
1,WG79609,2/4000uL L36258-3,i, 527.065 > 80.75
5.018e+002

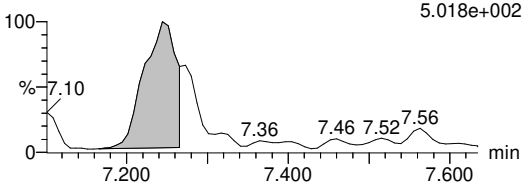

PFOSA-I

F11:MRM of 11 channels,ES-
498.113 > 77.902
1.171e+003

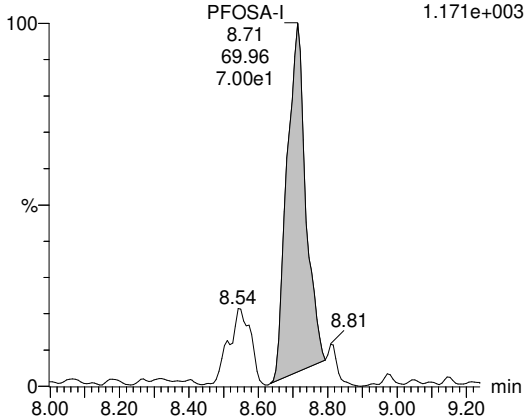

PFOSA-II

F11:MRM of 11 channels,ES-
498.113 > 77.902
1.171e+003

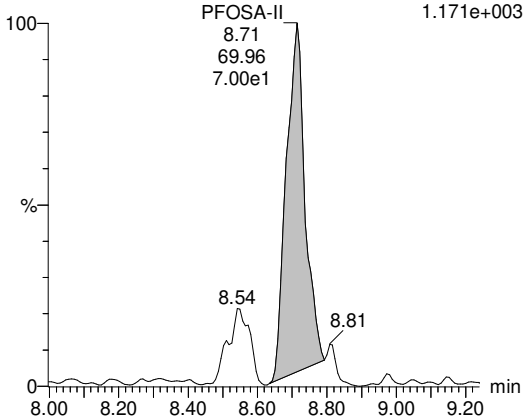

PV by TCH, SV by BRA 14-Jan-22, Conc. & LOD unit = ng for Inst QC, ng/mL for SPM, ng/L for samples

Quantify Sample Report **MassLynx MassLynx V4.1 SCN909**
SGS Axys Analytical Services, Ltd.

Dataset: G:\Masslynx\Inst_L\PFAS\quanfile\FC2L_009-b.qld

Last Altered: Wednesday, January 12, 2022 10:02:34 Pacific Standard Time
Printed: Friday, January 14, 2022 10:10:28 Pacific Standard Time

ID: L36258-3,i,, Name: FC2L_009S24, Description: 1,WG79609,2/4000uL, Date: 11-Jan-2022, Time: 17:22:43

PFOSA-SUM

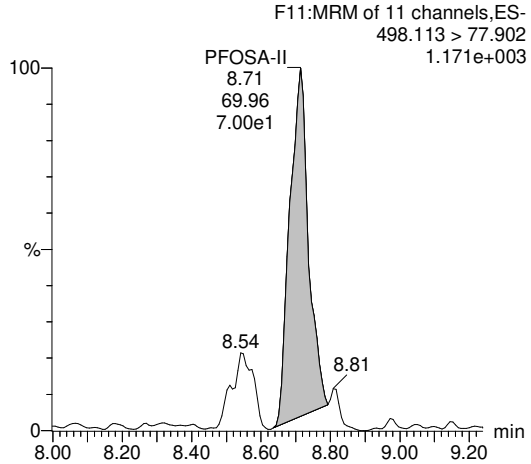

PFOSA

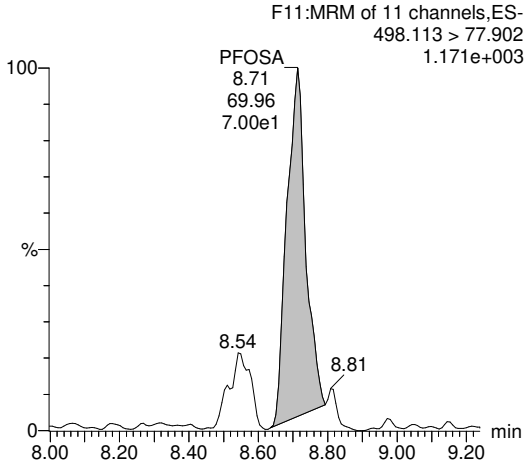

N-MeFOSA-I

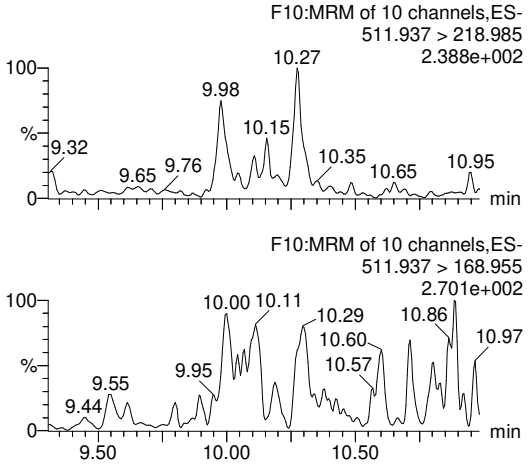

N-MeFOSA-II

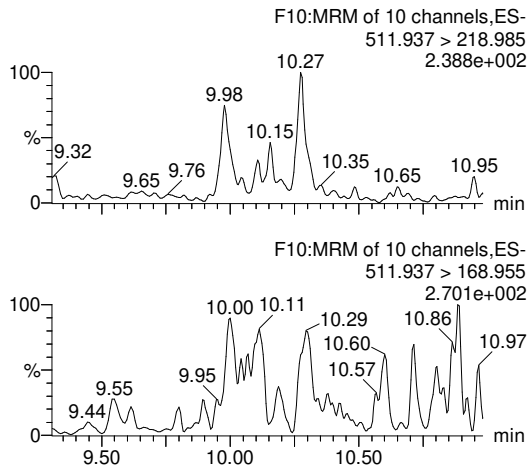

N-MeFOSA-SUM

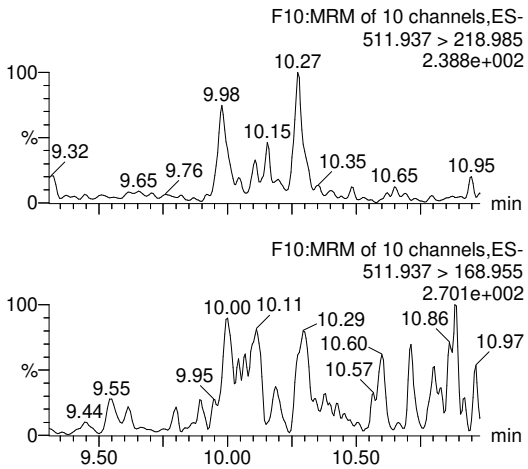

N-MeFOSA

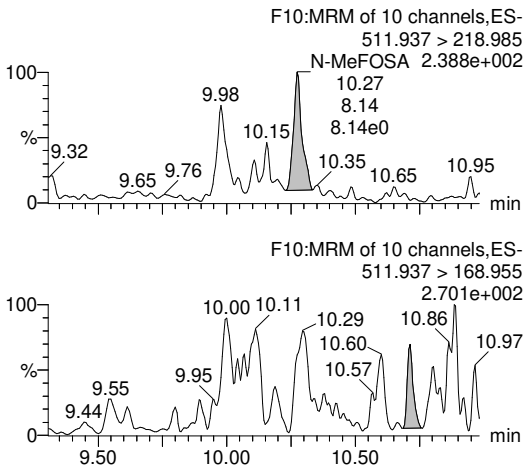

PV by TCH, SV by BRA 14-Jan-22, Conc. & LOD unit = ng for Inst QC, ng/mL for SPM, ng/L for samples

Quantify Sample Report **MassLynx MassLynx V4.1 SCN909**
SGS Axys Analytical Services, Ltd.

Dataset: G:\Masslynx\Inst_L\PFAS\quanfile\FC2L_009-b.qld

Last Altered: Wednesday, January 12, 2022 10:02:34 Pacific Standard Time
Printed: Friday, January 14, 2022 10:10:28 Pacific Standard Time

ID: L36258-3,i,, Name: FC2L_009S24, Description: 1,WG79609,2/4000uL, Date: 11-Jan-2022, Time: 17:22:43

N-EtFOSA-I

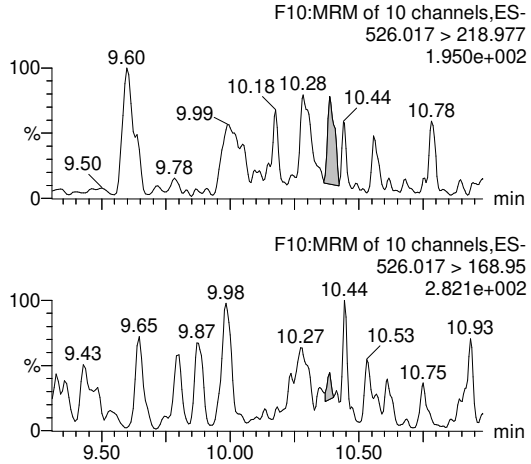

N-EtFOSA-II

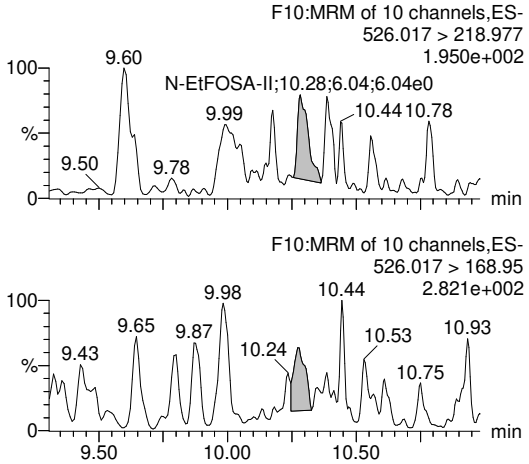

N-EtFOSA-SUM

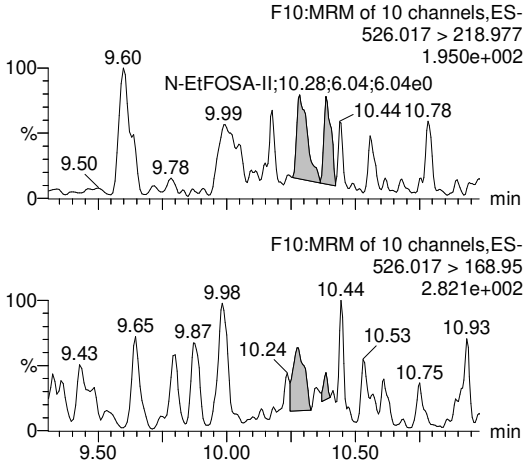

N-EtFOSA

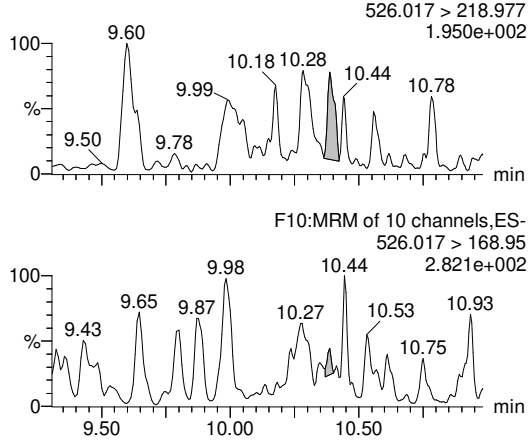

MeFOSAA-I

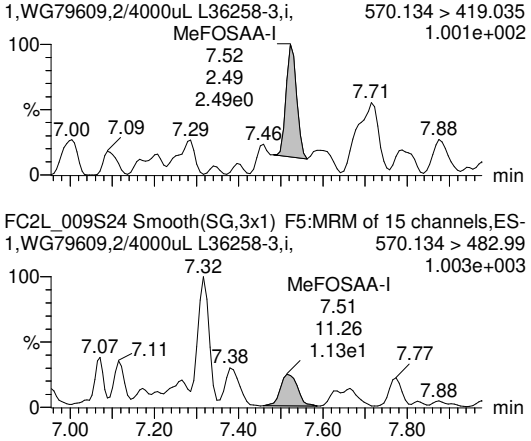

MeFOSAA-II

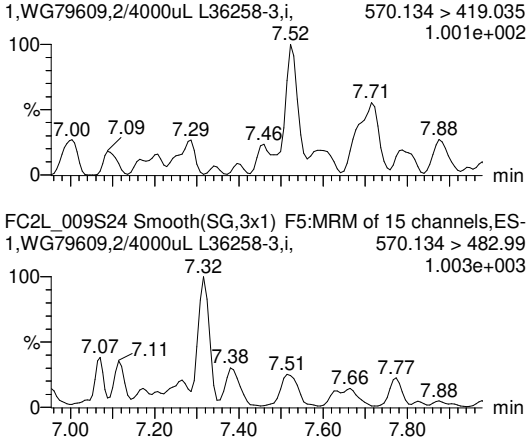

PV by TCH, SV by BRA 14-Jan-22, Conc. & LOD unit = ng for Inst QC, ng/mL for SPM, ng/L for samples

Quantify Sample Report **MassLynx MassLynx V4.1 SCN909**
SGS Axys Analytical Services, Ltd.

Dataset: G:\Masslynx\Inst_L\PFAS\quanfile\FC2L_009-b.qld

Last Altered: Wednesday, January 12, 2022 10:02:34 Pacific Standard Time
Printed: Friday, January 14, 2022 10:10:28 Pacific Standard Time

ID: L36258-3,i,, Name: FC2L_009S24, Description: 1,WG79609,2/4000uL, Date: 11-Jan-2022, Time: 17:22:43

MeFOSAA-III

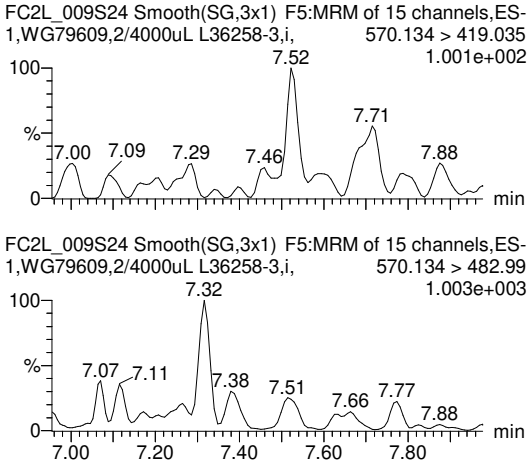

MeFOSAA-SUM

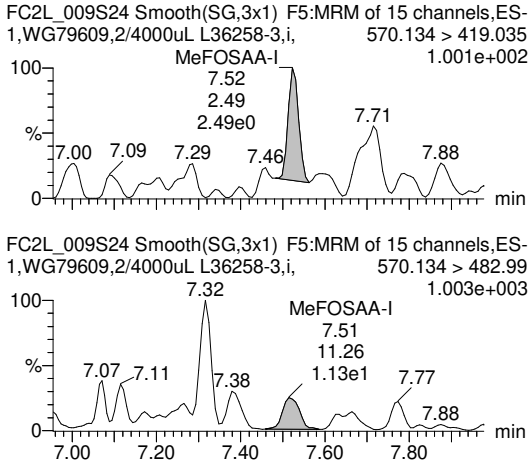

MeFOSAA

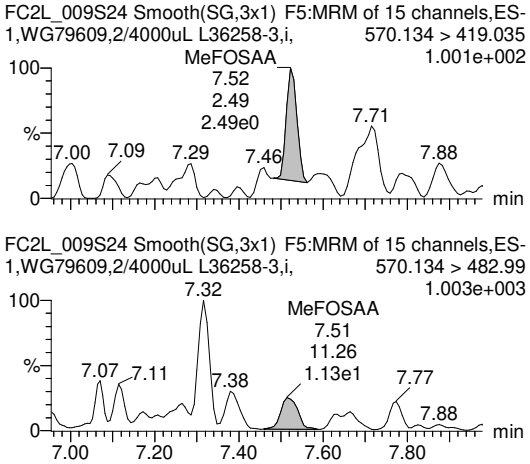

EtFOSAA-I

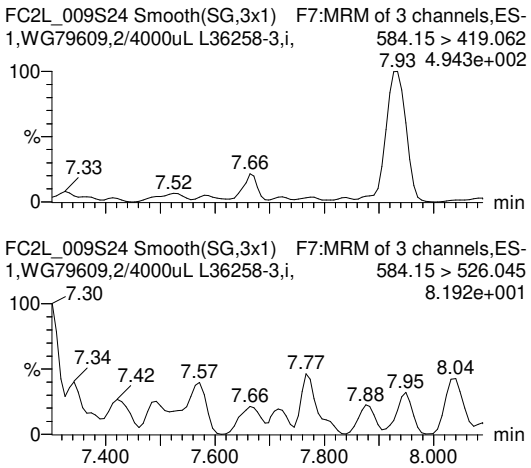

EtFOSAA-II

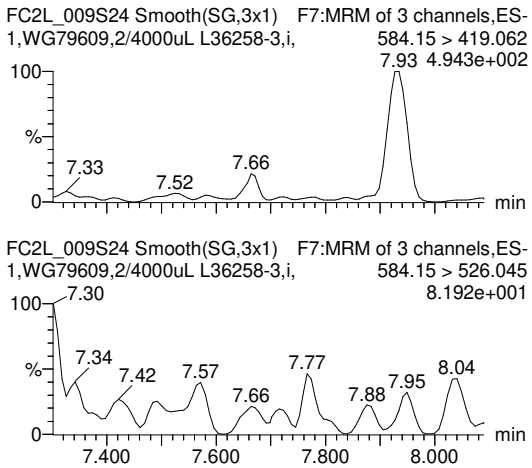

EtFOSAA-III

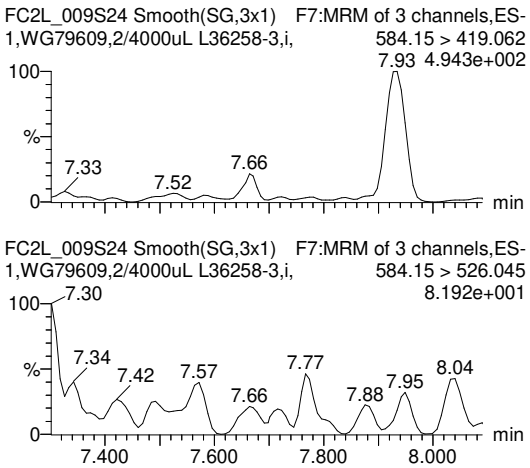

PV by TCH, SV by BRA 14-Jan-22, Conc. & LOD unit = ng for Inst QC, ng/mL for SPM, ng/L for samples

Quantify Sample Report **MassLynx MassLynx V4.1 SCN909**
SGS Axys Analytical Services, Ltd.

Dataset: G:\Masslynx\Inst_L\PFAS\quanfile\FC2L_009-b.qld

Last Altered: Wednesday, January 12, 2022 10:02:34 Pacific Standard Time
Printed: Friday, January 14, 2022 10:10:28 Pacific Standard Time

ID: L36258-3,i,, Name: FC2L_009S24, Description: 1,WG79609,2/4000uL, Date: 11-Jan-2022, Time: 17:22:43

EtFOSAA-SUM

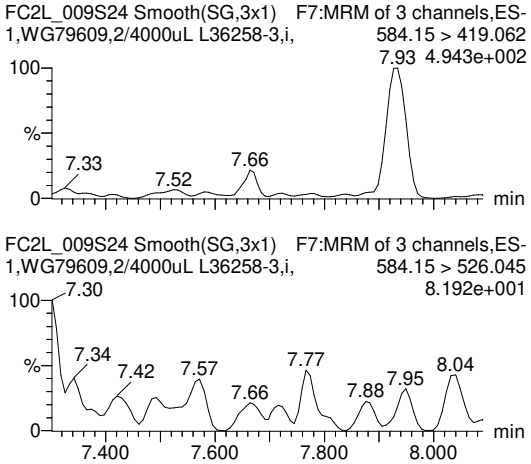

EtFOSAA

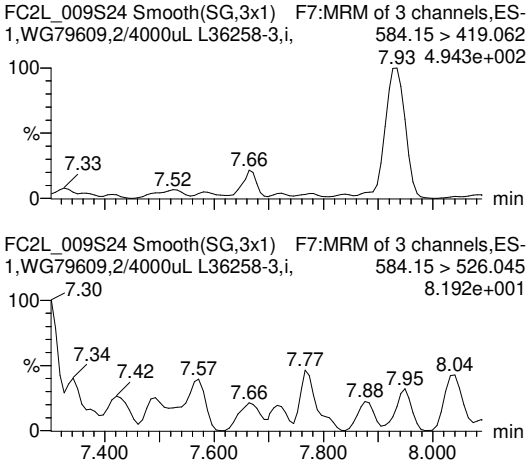

N-MeFOSE-I

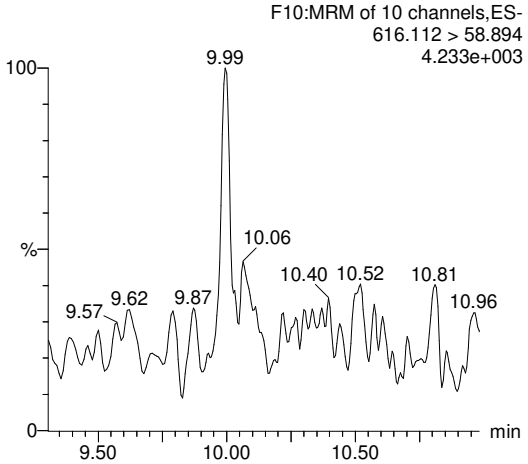

N-MeFOSE-II

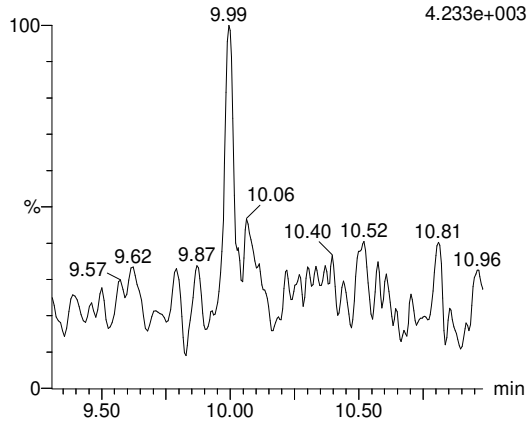

N-MeFOSE-III

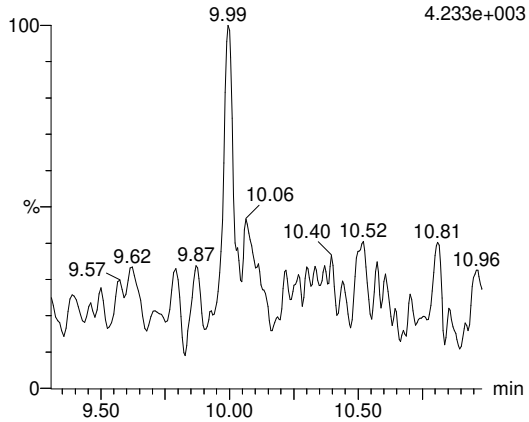

N-MeFOSE-SUM

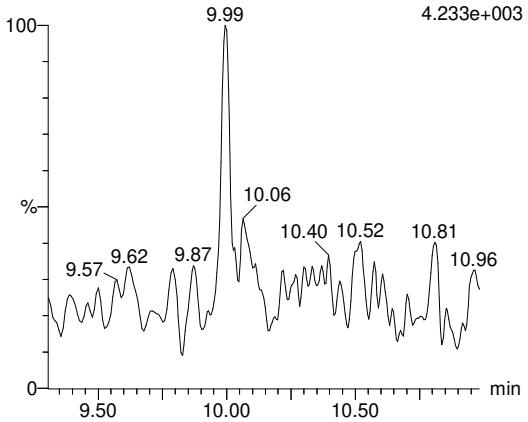

PV by TCH, SV by BRA 14-Jan-22, Conc. & LOD unit = ng for Inst QC, ng/mL for SPM, ng/L for samples

Quantify Sample Report **MassLynx MassLynx V4.1 SCN909**
SGS Axys Analytical Services, Ltd.

Dataset: G:\Masslynx\Inst_L\PFAS\quanfile\FC2L_009-b.qld

Last Altered: Wednesday, January 12, 2022 10:02:34 Pacific Standard Time
Printed: Friday, January 14, 2022 10:10:28 Pacific Standard Time

ID: L36258-3,i,, Name: FC2L_009S24, Description: 1,WG79609,2/4000uL, Date: 11-Jan-2022, Time: 17:22:43

N-MeFOSE

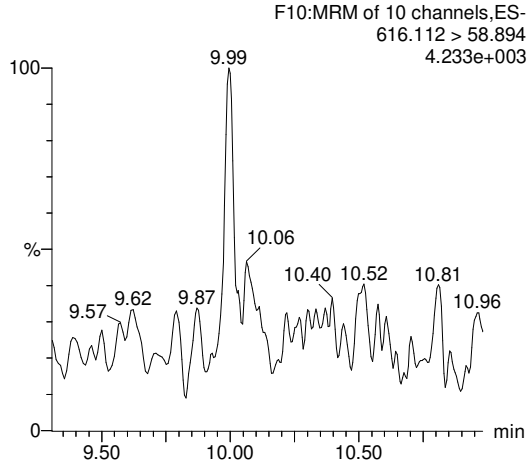

N-EtFOSE-I

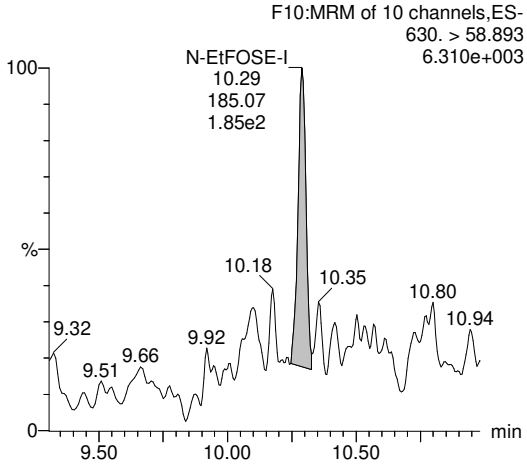

N-EtFOSE-II

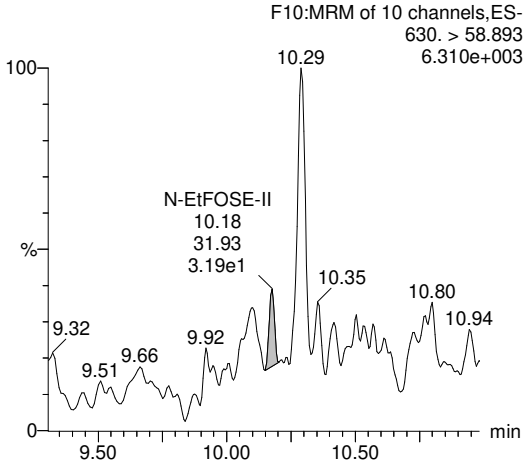

N-EtFOSE-III

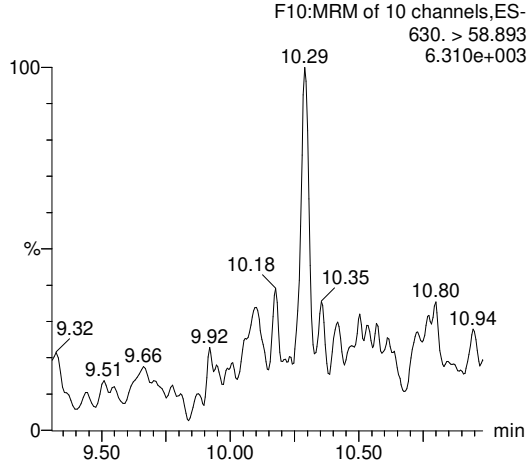

N-EtFOSE-SUM

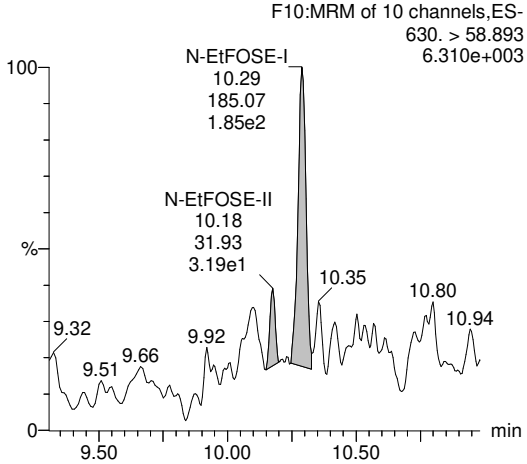

N-EtFOSE

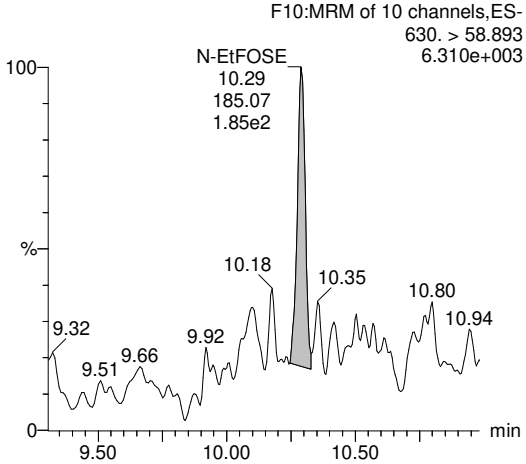

PV by TCH, SV by BRA 14-Jan-22, Conc. & LOD unit = ng for Inst QC, ng/mL for SPM, ng/L for samples

Quantify Sample Report **MassLynx MassLynx V4.1 SCN909**
SGS Axys Analytical Services, Ltd.

Dataset: G:\Masslynx\Inst_L\PFAS\quanfile\FC2L_009-b.qld

Last Altered: Wednesday, January 12, 2022 10:02:34 Pacific Standard Time
Printed: Friday, January 14, 2022 10:10:28 Pacific Standard Time

ID: L36258-3,i,, Name: FC2L_009S24, Description: 1,WG79609,2/4000uL, Date: 11-Jan-2022, Time: 17:22:43

HFPO-DA

FC2L_009S24 Smooth(SG,3x1) F2:MRM of 24 channels,ES-
1,WG79609,2/4000uL L36258-3,i, 284.8894 > 168.9079

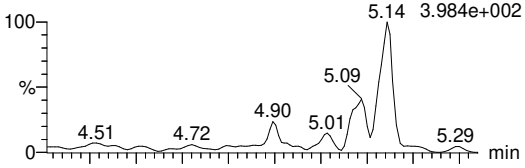

FC2L_009S24 Smooth(SG,3x1) F2:MRM of 24 channels,ES-
1,WG79609,2/4000uL L36258-3,i, 284.8894 > 184.9131
1.400e+003

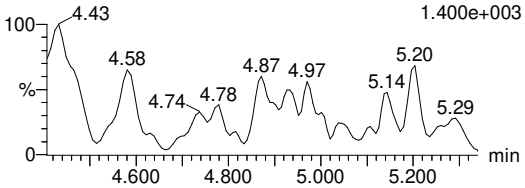

ADONA

FC2L_009S24 Smooth(SG,3x1) F13:MRM of 7 channels,ES-
1,WG79609,2/4000uL L36258-3,i, 376.88 > 250.937
6.497e+002

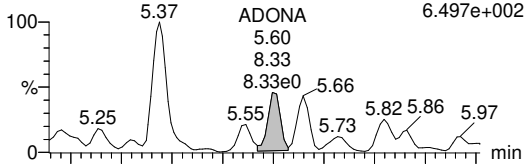

FC2L_009S24 Smooth(SG,3x1) F13:MRM of 7 channels,ES-
1,WG79609,2/4000uL L36258-3,i, 376.88 > 84.832
7.867e+002

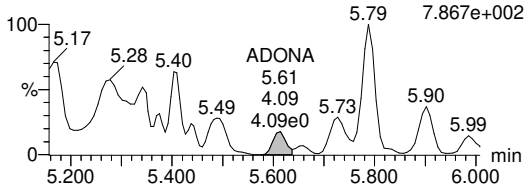

9Cl-PF3ONS

FC2L_009S24 Smooth(SG,3x1) F5:MRM of 15 channels,ES-
1,WG79609,2/4000uL L36258-3,i, 530.807 > 350.967
1.568e+002

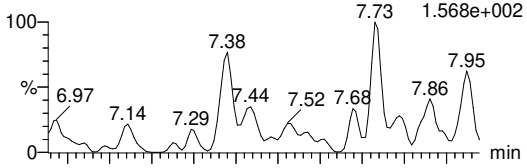

FC2L_009S24 Smooth(SG,3x1) F5:MRM of 15 channels,ES-
1,WG79609,2/4000uL L36258-3,i, 532.804 > 352.947
5.782e+002

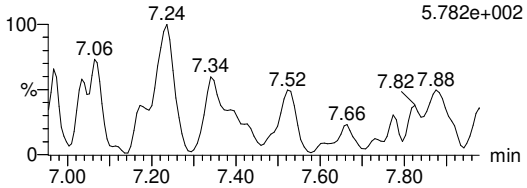

11Cl-PF3OUdS

F11:MRM of 11 channels,ES-
630.865 > 450.902
2.128e+002

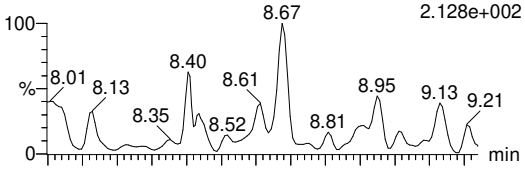

F11:MRM of 11 channels,ES-
632.868 > 452.91
4.025e+002

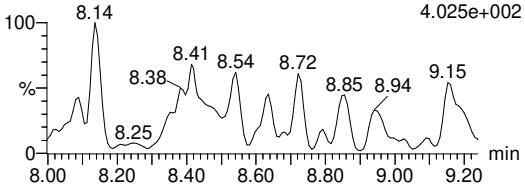

3:3 FTCA

FC2L_009S24 Smooth(SG,3x1) F14:MRM of 8 channels,ES-
1,WG79609,2/4000uL L36258-3,i, 241 > 177
3:3 FTCA;3.20;117.73;1.18e2 1.027e+003

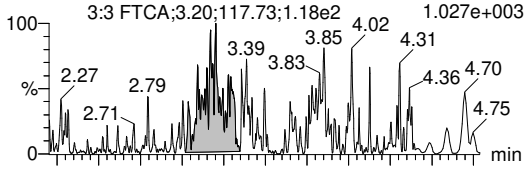

FC2L_009S24 Smooth(SG,3x1) F14:MRM of 8 channels,ES-
1,WG79609,2/4000uL L36258-3,i, 241 > 117
2.216e+003

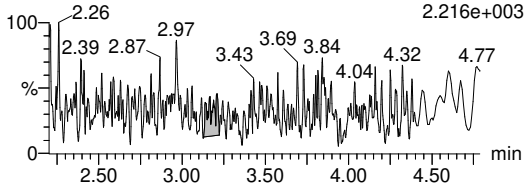

5:3 FTCA

FC2L_009S24 Smooth(SG,3x1) F2:MRM of 24 channels,ES-
1,WG79609,2/4000uL L36258-3,i, 341 > 237.1
2.297e+003

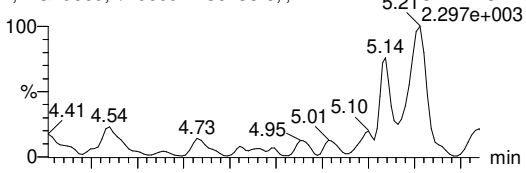

FC2L_009S24 Smooth(SG,3x1) F2:MRM of 24 channels,ES-
1,WG79609,2/4000uL L36258-3,i, 341 > 217
6.636e+003

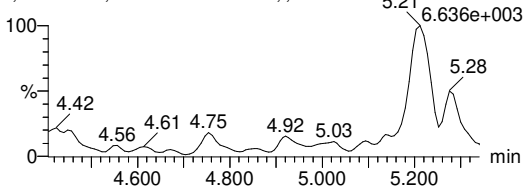

PV by TCH, SV by BRA 14-Jan-22, Conc. & LOD unit = ng for Inst QC, ng/mL for SPM, ng/L for samples

Quantify Sample Report **MassLynx MassLynx V4.1 SCN909**
SGS Axys Analytical Services, Ltd.

Dataset: G:\Masslynx\Inst_L\PFAS\quanfile\FC2L_009-b.qld

Last Altered: Wednesday, January 12, 2022 10:02:34 Pacific Standard Time
Printed: Friday, January 14, 2022 10:10:28 Pacific Standard Time

ID: L36258-3,i,, Name: FC2L_009S24, Description: 1,WG79609,2/4000uL, Date: 11-Jan-2022, Time: 17:22:43

7:3 FTCA

FC2L_009S24 Smooth(SG,3x1) F3:MRM of 12 channels,ES-
1,WG79609,2/4000uL L36258-3,i, 441 > 316.9
2.832e+003

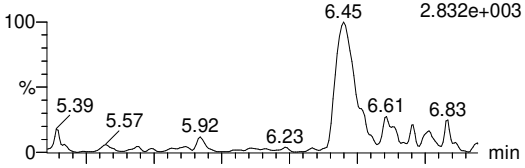

FC2L_009S24 Smooth(SG,3x1) F3:MRM of 12 channels,ES-
1,WG79609,2/4000uL L36258-3,i, 441 > 336.9
6.269e+003

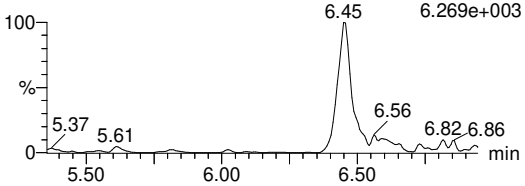

PFEESA

FC2L_009S24 Smooth(SG,3x1) F2:MRM of 24 channels,ES-
1,WG79609,2/4000uL L36258-3,i, 314.8 > 134.9
1.189e+003

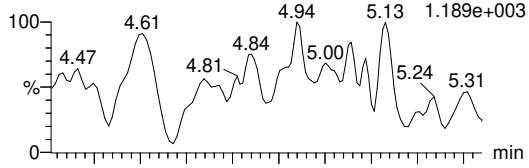

FC2L_009S24 Smooth(SG,3x1) F2:MRM of 24 channels,ES-
1,WG79609,2/4000uL L36258-3,i, 314.8 > 82.9
2.321e+003

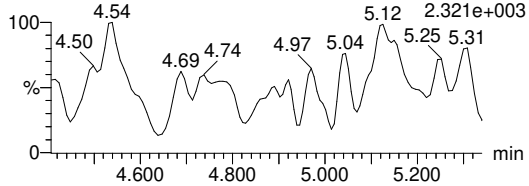

PFMPA

FC2L_009S24 Smooth(SG,5x1) F14:MRM of 8 channels,ES-
1,WG79609,2/4000uL L36258-3,i, 229.013 > 84.9
2.367e+003

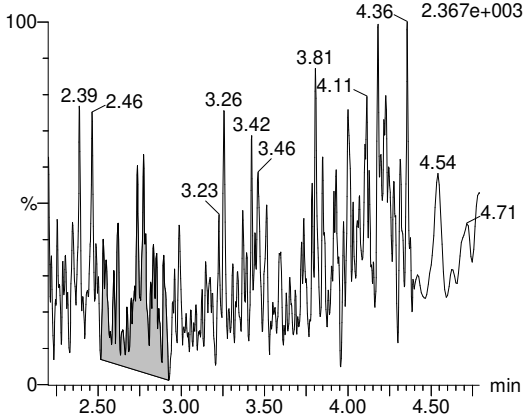

PFMBA

FC2L_009S24 Smooth(SG,3x1) F14:MRM of 8 channels,ES-
1,WG79609,2/4000uL L36258-3,i, 279 > 85.1
8.170e+002

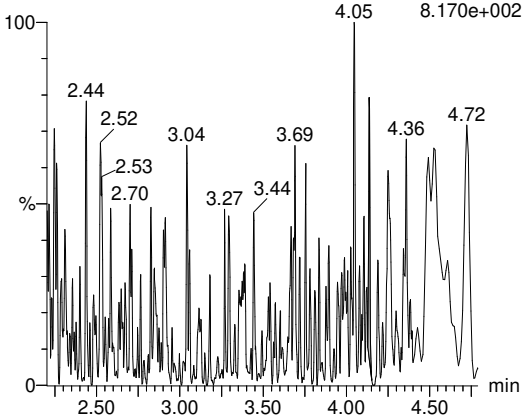

NFDHA

FC2L_009S24 Smooth(SG,3x1) F2:MRM of 24 channels,ES-
1,WG79609,2/4000uL L36258-3,i, 295 > 201
1.504e+002

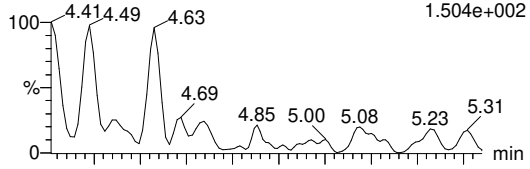

FC2L_009S24 Smooth(SG,3x1) F2:MRM of 24 channels,ES-
1,WG79609,2/4000uL L36258-3,i, 295 > 84.9
7.338e+002

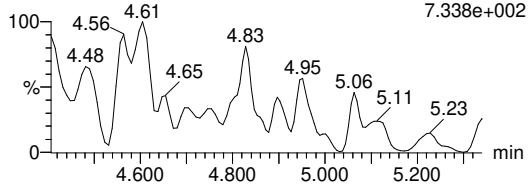

13C4-PFBA

FC2L_009S24 Smooth(SG,3x1) F1:MRM of 3 channels,ES-
1,WG79609,2/4000uL L36258-3,i, 216.776 > 171.928
2.094e+006

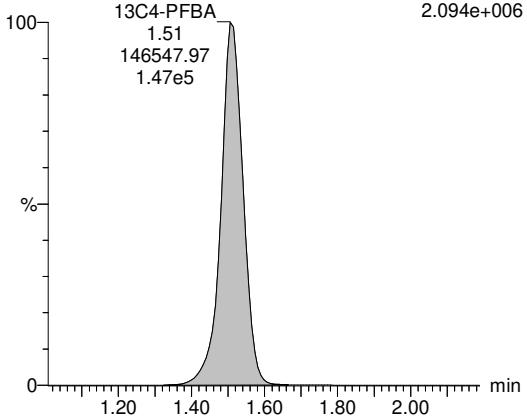

PV by TCH, SV by BRA 14-Jan-22, Conc. & LOD unit = ng for Inst QC, ng/mL for SPM, ng/L for samples

Quantify Sample Report **MassLynx MassLynx V4.1 SCN909**
SGS Axys Analytical Services, Ltd.

Dataset: G:\Masslynx\Inst_L\PFAS\quanfile\FC2L_009-b.qld

Last Altered: Wednesday, January 12, 2022 10:02:34 Pacific Standard Time
Printed: Friday, January 14, 2022 10:10:28 Pacific Standard Time

ID: L36258-3,i,, Name: FC2L_009S24, Description: 1,WG79609,2/4000uL, Date: 11-Jan-2022, Time: 17:22:43

13C5-PFPeA

FC2L_009S24 Smooth(SG,3x1) F14:MRM of 8 channels,ES-
1,WG79609,2/4000uL L36258-3,i, 268.16 > 223.035
1.079e+006

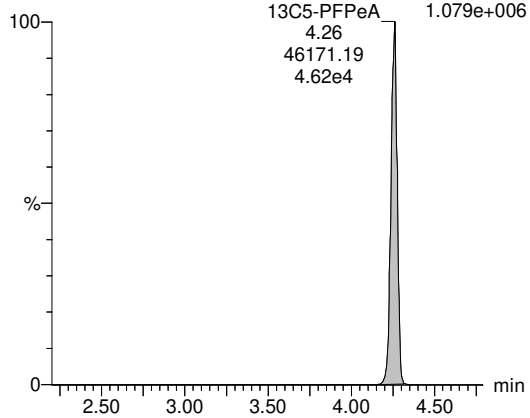

13C5-PFHxA

FC2L_009S24 Smooth(SG,3x1) F2:MRM of 24 channels,ES-
1,WG79609,2/4000uL L36258-3,i, 318.029 > 272.993
7.452e+005

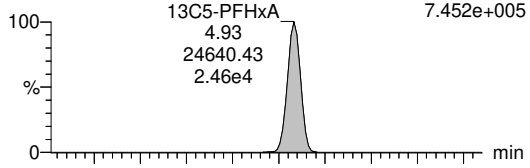

FC2L_009S24 Smooth(SG,3x1) F2:MRM of 24 channels,ES-
1,WG79609,2/4000uL L36258-3,i, 318.029 > 120.341
2.785e+004

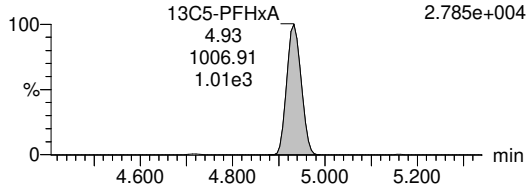

13C4-PFHpA

FC2L_009S24 Smooth(SG,3x1) F13:MRM of 7 channels,ES-
1,WG79609,2/4000uL L36258-3,i, 367.086 > 322.004
8.376e+005

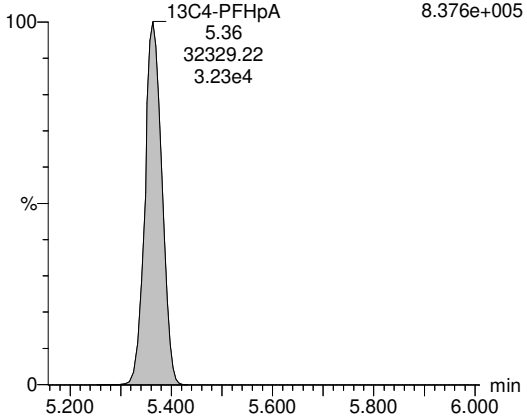

13C8-PFOA

FC2L_009S24 Smooth(SG,3x1) F3:MRM of 12 channels,ES-
1,WG79609,2/4000uL L36258-3,i, 421.096 > 376.022
5.529e+005

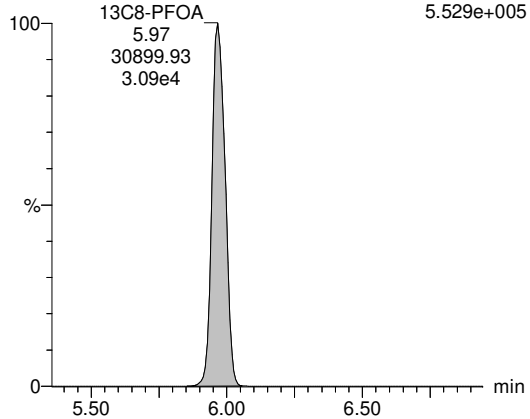

13C9-PFNA

FC2L_009S24 Smooth(SG,3x1) F4:MRM of 7 channels,ES-
1,WG79609,2/4000uL L36258-3,i, 472.096 > 427.014
2.667e+005

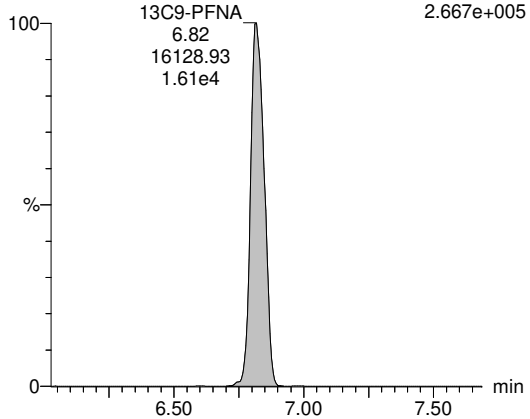

13C6-PFDA

FC2L_009S24 Smooth(SG,3x1) F5:MRM of 15 channels,ES-
1,WG79609,2/4000uL L36258-3,i, 519.147 > 474.058
3.466e+005

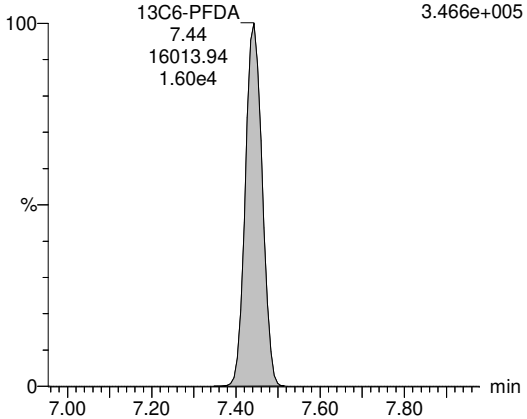

PV by TCH, SV by BRA 14-Jan-22, Conc. & LOD unit = ng for Inst QC, ng/mL for SPM, ng/L for samples

Quantify Sample Report **MassLynx MassLynx V4.1 SCN909**
SGS Axys Analytical Services, Ltd.

Dataset: G:\Masslynx\Inst_L\PFAS\quanfile\FC2L_009-b.qld

Last Altered: Wednesday, January 12, 2022 10:02:34 Pacific Standard Time
Printed: Friday, January 14, 2022 10:10:28 Pacific Standard Time

ID: L36258-3,i,, Name: FC2L_009S24, Description: 1,WG79609,2/4000uL, Date: 11-Jan-2022, Time: 17:22:43

13C7-PFUnA

FC2L_009S24 Smooth(SG,3x1) F9:MRM of 5 channels,ES-
1,WG79609,2/4000uL L36258-3,i, 570.019 > 525.05
4.530e+005

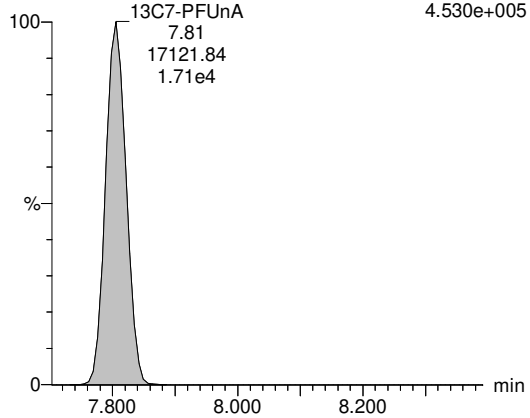

13C2-PFDoA

F11:MRM of 11 channels,ES-
615.127 > 570.013
3.469e+005

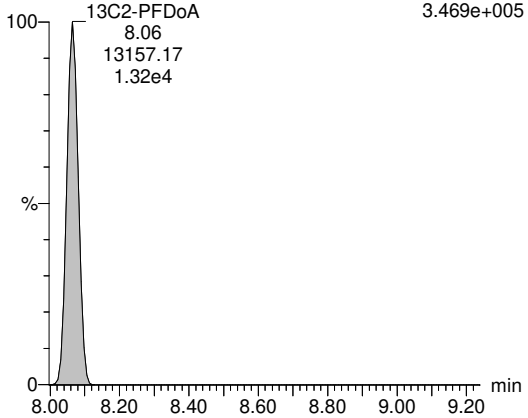

13C2-PFTeDA

FC2L_009S24 Smooth(SG,3x1) F8:MRM of 5 channels,ES-
1,WG79609,2/4000uL L36258-3,i, 715.057 > 670.026
1.931e+005

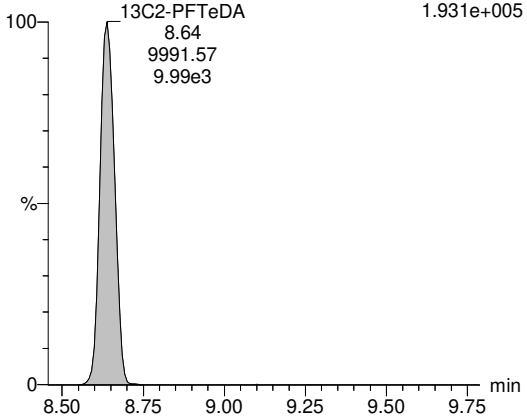

13C3-PFBS

FC2L_009S24 Smooth(SG,3x1) F2:MRM of 24 channels,ES-
1,WG79609,2/4000uL L36258-3,i, 302.056 > 79.865
6.589e+005

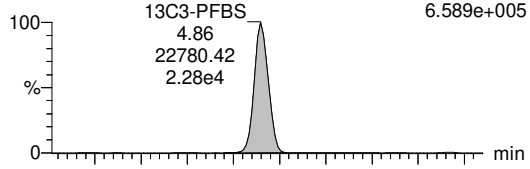

FC2L_009S24 Smooth(SG,3x1) F2:MRM of 24 channels,ES-
1,WG79609,2/4000uL L36258-3,i, 302.056 > 98.875
1.915e+005

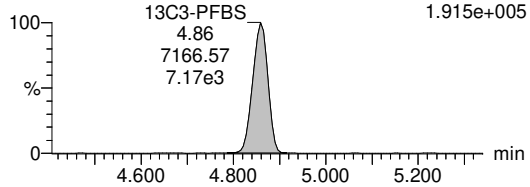

13C3-PFHxS

FC2L_009S24 Smooth(SG,3x1) F3:MRM of 12 channels,ES-
1,WG79609,2/4000uL L36258-3,i, 402.114 > 79.858
3.288e+005

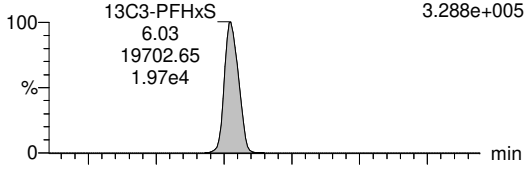

FC2L_009S24 Smooth(SG,3x1) F3:MRM of 12 channels,ES-
1,WG79609,2/4000uL L36258-3,i, 402.114 > 98.801
1.477e+005

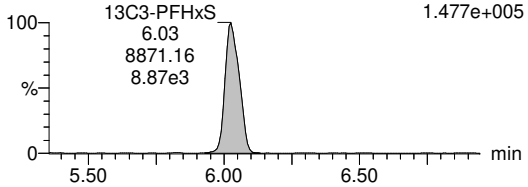

13C8-PFOS

FC2L_009S24 Smooth(SG,3x1) F5:MRM of 15 channels,ES-
1,WG79609,2/4000uL L36258-3,i, 507.124 > 79.858
3.780e+005

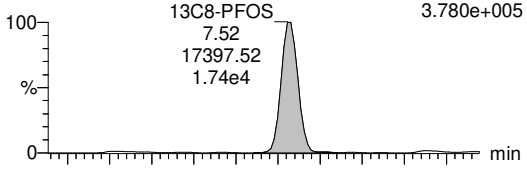

FC2L_009S24 Smooth(SG,3x1) F5:MRM of 15 channels,ES-
1,WG79609,2/4000uL L36258-3,i, 507.124 > 98.867
1.879e+005

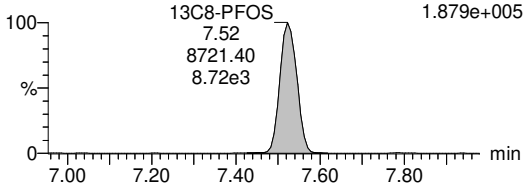

PV by TCH, SV by BRA 14-Jan-22, Conc. & LOD unit = ng for Inst QC, ng/mL for SPM, ng/L for samples

Quantify Sample Report **MassLynx MassLynx V4.1 SCN909**
SGS Axys Analytical Services, Ltd.

Dataset: G:\Masslynx\Inst_L\PFAS\quanfile\FC2L_009-b.qld

Last Altered: Wednesday, January 12, 2022 10:02:34 Pacific Standard Time
Printed: Friday, January 14, 2022 10:10:28 Pacific Standard Time

ID: L36258-3,i,, Name: FC2L_009S24, Description: 1,WG79609,2/4000uL, Date: 11-Jan-2022, Time: 17:22:43

13C2-4:2 FTS

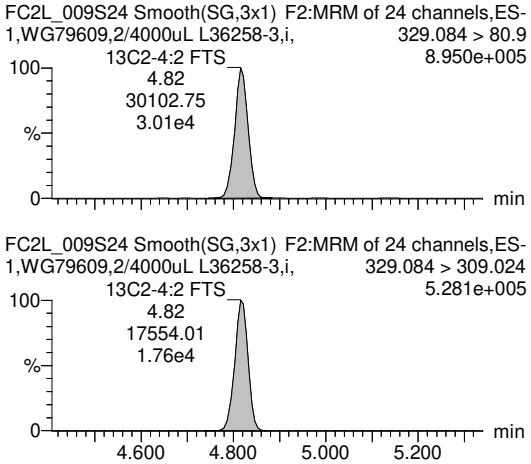

13C2-6:2 FTS

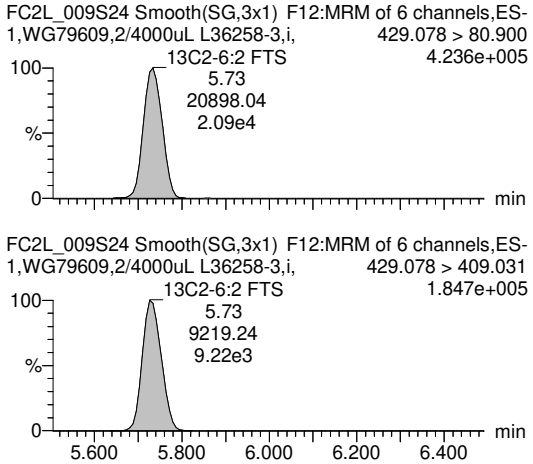

13C2-8:2 FTS

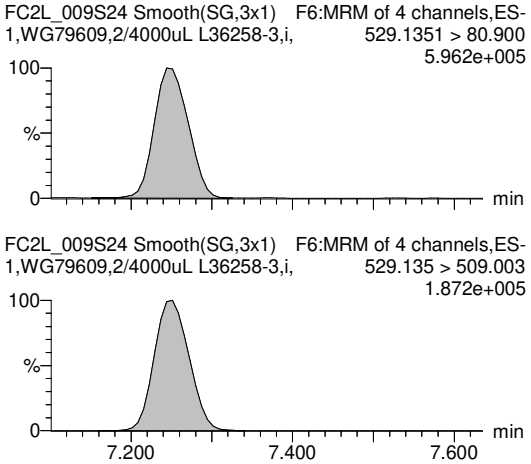

13C8-PFOSA

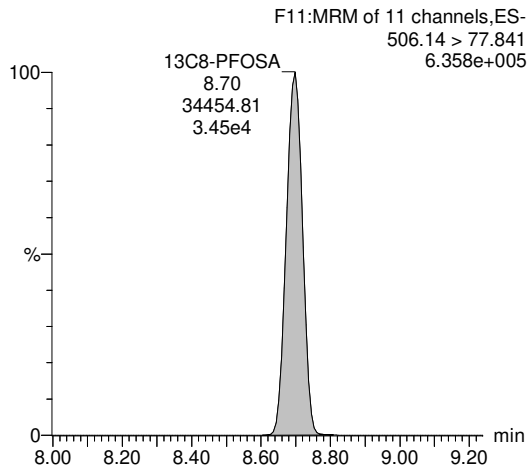

D3-N-MeFOSA

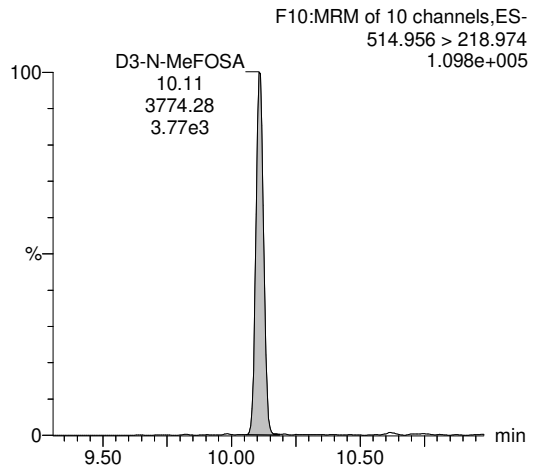

D5-N-EtFOSA

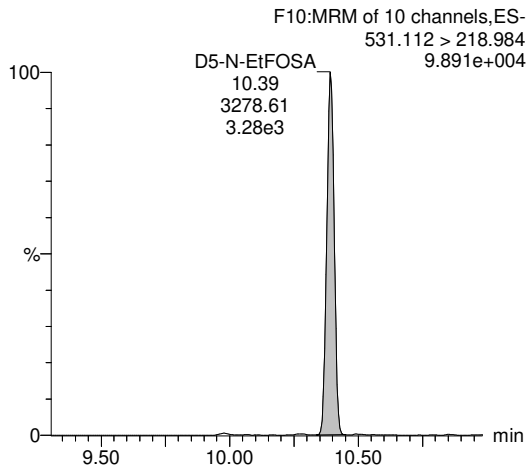

PV by TCH, SV by BRA 14-Jan-22, Conc. & LOD unit = ng for Inst QC, ng/mL for SPM, ng/L for samples

Quantify Sample Report **MassLynx MassLynx V4.1 SCN909**
SGS Axys Analytical Services, Ltd.

Dataset: G:\Masslynx\Inst_L\PFAS\quanfile\FC2L_009-b.qld

Last Altered: Wednesday, January 12, 2022 10:02:34 Pacific Standard Time
Printed: Friday, January 14, 2022 10:10:28 Pacific Standard Time

ID: L36258-3,i,, Name: FC2L_009S24, Description: 1,WG79609,2/4000uL, Date: 11-Jan-2022, Time: 17:22:43

D3-MeFOSAA

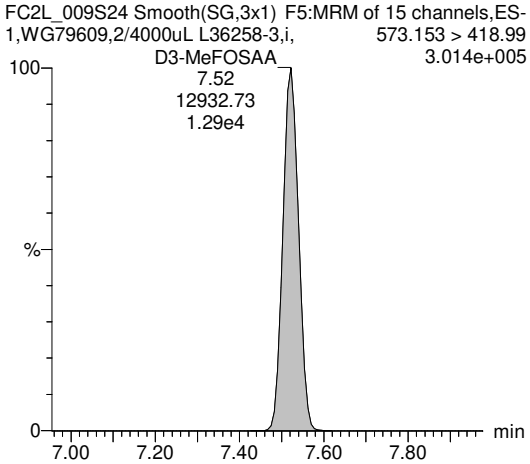

D5-EtFOSAA

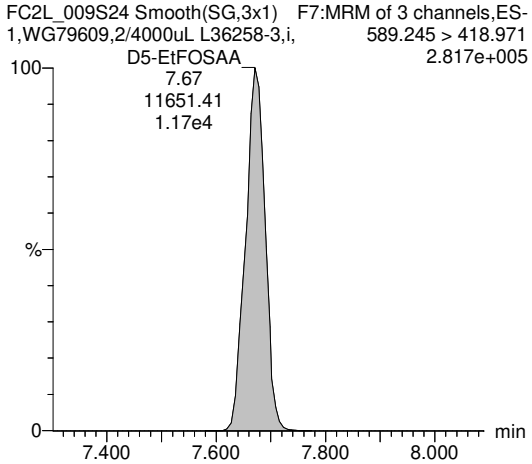

D7-N-MeFOSE

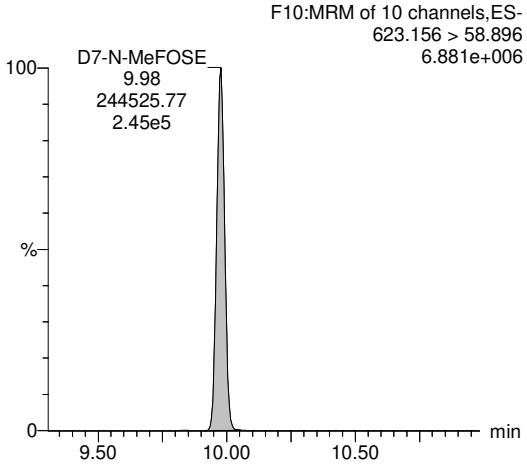

D9-N-EtFOSE

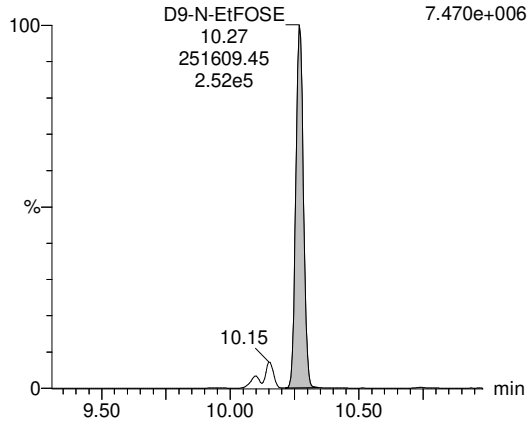

13C3-HFPO-DA

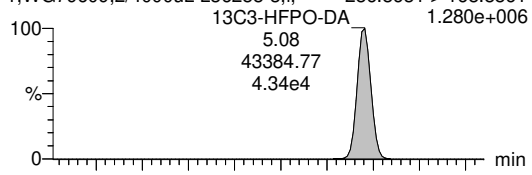

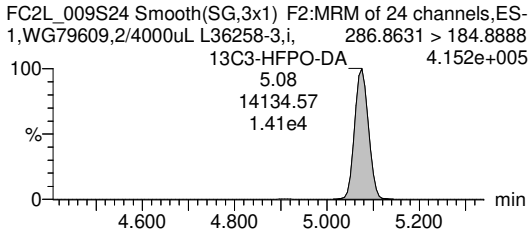

13C3-PFBA

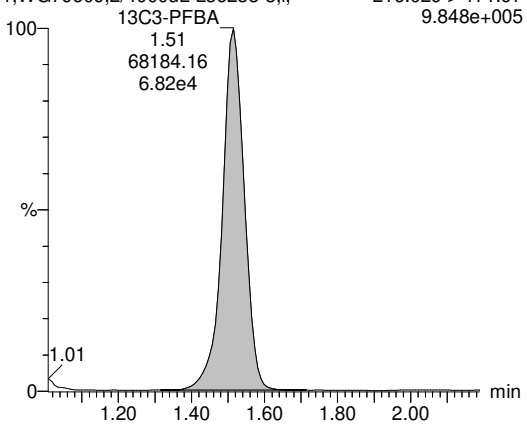

PV by TCH, SV by BRA 14-Jan-22, Conc. & LOD unit = ng for Inst QC, ng/mL for SPM, ng/L for samples

Quantify Sample Report **MassLynx MassLynx V4.1 SCN909**
SGS Axys Analytical Services, Ltd.

Dataset: G:\Masslynx\Inst_L\PFAS\quanfile\FC2L_009-b.qld

Last Altered: Wednesday, January 12, 2022 10:02:34 Pacific Standard Time
Printed: Friday, January 14, 2022 10:10:28 Pacific Standard Time

ID: L36258-3,i,, Name: FC2L_009S24, Description: 1,WG79609,2/4000uL, Date: 11-Jan-2022, Time: 17:22:43

13C2-PFHxA

FC2L_009S24 Smooth(SG,3x1) F2:MRM of 24 channels,ES-
1,WG79609,2/4000uL L36258-3,i, 315.083 > 269.984
1.126e+006

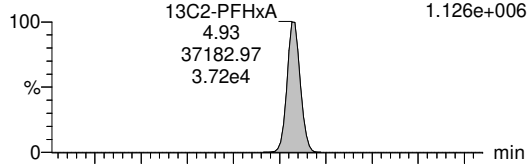

FC2L_009S24 Smooth(SG,3x1) F2:MRM of 24 channels,ES-
1,WG79609,2/4000uL L36258-3,i, 315.083 > 119.359
3.923e+004

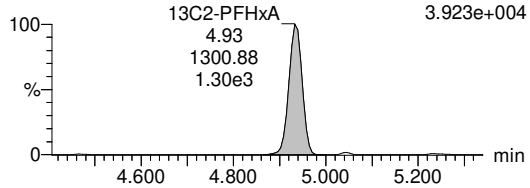

13C4-PFOA

FC2L_009S24 Smooth(SG,3x1) F3:MRM of 12 channels,ES-
1,WG79609,2/4000uL L36258-3,i, 417.083 > 171.95
1.705e+005

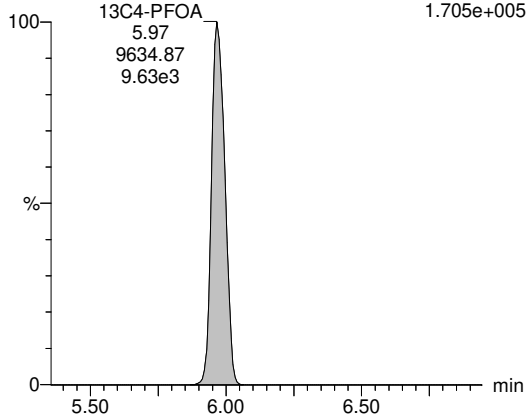

13C5-PFNA

FC2L_009S24 Smooth(SG,3x1) F4:MRM of 7 channels,ES-
1,WG79609,2/4000uL L36258-3,i, 468.019 > 423.008
2.697e+005

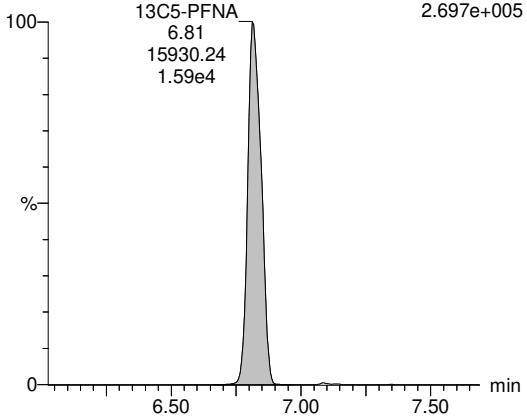

13C2-PFDA

FC2L_009S24 Smooth(SG,3x1) F5:MRM of 15 channels,ES-
1,WG79609,2/4000uL L36258-3,i, 515.134 > 470.05
3.703e+005

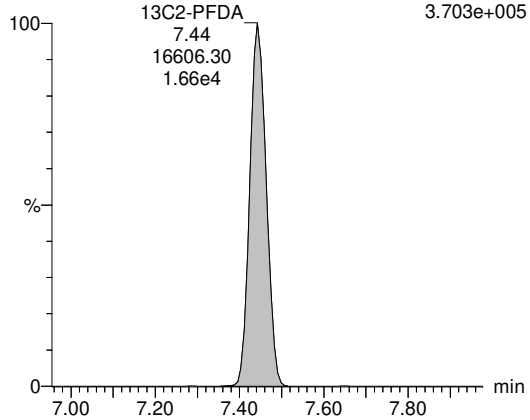

18O2-PFHxS

FC2L_009S24 Smooth(SG,3x1) F3:MRM of 12 channels,ES-
1,WG79609,2/4000uL L36258-3,i, 402.984 > 83.895
3.124e+005

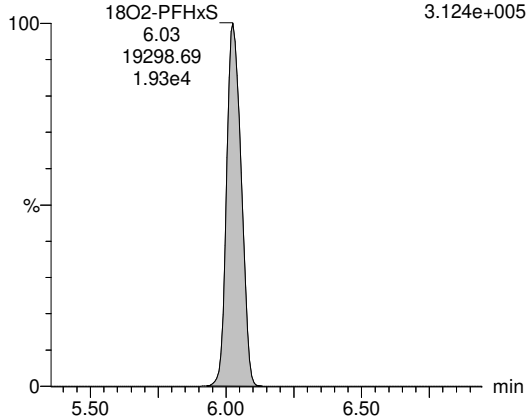

13C4-PFOS

FC2L_009S24 Smooth(SG,3x1) F5:MRM of 15 channels,ES-
1,WG79609,2/4000uL L36258-3,i, 502.791 > 79.856
4.195e+005

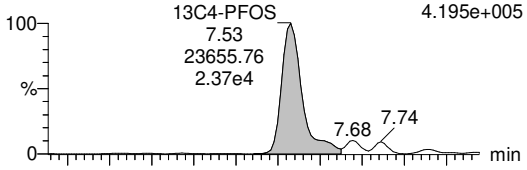

FC2L_009S24 Smooth(SG,3x1) F5:MRM of 15 channels,ES-
1,WG79609,2/4000uL L36258-3,i, 502.791 > 98.864
1.963e+005

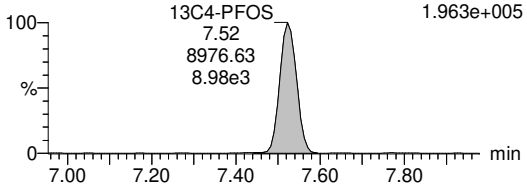

PV by TCH, SV by BRA 14-Jan-22, Conc. & LOD unit = ng for Inst QC, ng/mL for SPM, ng/L for samples

Quantify Sample Report **MassLynx MassLynx V4.1 SCN909**
SGS Axys Analytical Services, Ltd.

Dataset: G:\Masslynx\Inst_L\PFAS\quanfile\FC2L_009-b.qld

Last Altered: Wednesday, January 12, 2022 10:02:34 Pacific Standard Time
Printed: Friday, January 14, 2022 10:10:28 Pacific Standard Time

ID: L36258-3,i,, Name: FC2L_009S24, Description: 1,WG79609,2/4000uL, Date: 11-Jan-2022, Time: 17:22:43

13C2-D4-6:2 FTS

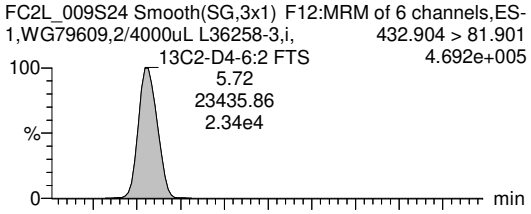

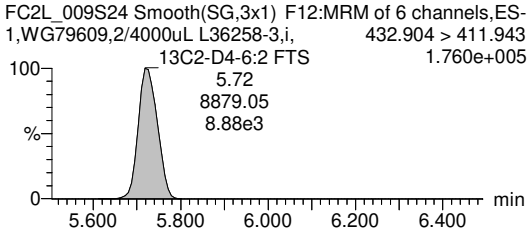

PV by TCH, SV by BRA 14-Jan-22, Conc. & LOD unit = ng for Inst QC, ng/mL for SPM, ng/L for samples

Quantify Sample Report **MassLynx MassLynx V4.1 SCN909**
SGS Axys Analytical Services, Ltd.

Dataset: G:\Masslynx\Inst_L\PFAS\quanfile\FC2L_009-b.qld

Last Altered: Wednesday, January 12, 2022 10:02:34 Pacific Standard Time
Printed: Friday, January 14, 2022 10:10:28 Pacific Standard Time

ID: L36258-3,i,, Name: FC2L_009S24, Description: 1,WG79609,2/4000uL, Date: 11-Jan-2022, Time: 17:22:43

#	IS#	Name	RT	Area	Confirm. Ion Area	IS Area	Std. Conc	Conc.	LOD	%Rec	Ratio (Pr...	Ratio	Ratio Fail(Y...	S/N	Noi...	IS Height	Samp. size	F2	Fla...
1	84	PFBA	1.51	7611		146548		4.213	0.1629					67	1400	2092200	0.491	1.0	bb
2	85	PFPeA	4.26	18678		46171		13.622	0.4613					90	4918	1076998	0.491	1.0	bb
3	86	PFHxA	4.93	10285	1980	24640		7.999	0.2142		4.85	5.20	NO	106	2775	744677	0.491	1.0	dd
4	87	PFHpA	5.36	9204	4058	32329		5.281	0.0433		2.16	2.27	NO	366	652	837429	0.491	1.0	bb
5	88	PFOA-I	5.97	7425	3997	30900		3.341	0.1815		1.96	1.86	NO	55	2404	552649	0.491	1.0	bb
6	88	PFOA-II				30900			0.1815		0.00				2404	552649	0.491	1.0	
7	88	PFOA-III				30900			0.1815		0.00				2404	552649	0.491	1.0	
8	88	PFOA-IV				30900			0.1815		0.00				2404	552649	0.491	1.0	
9		PFOA-SUM		7425		30900		3.341	0.1815						2404	552649	0.491	1.0	
10	88	PFOA	5.97	7425	3997	30900		3.341	0.1815		1.96	1.86	NO	55	2404	552649	0.491	1.0	bb
11	89	PFNA-I	6.82	1604	549	16129		0.988	0.0864		2.85	2.92	NO	34	773	266612	0.491	1.0	bd
12	89	PFNA-II				16129			0.0864		0.00				773	266612	0.491	1.0	
13	89	PFNA-III				16129			0.0864		0.00				773	266612	0.491	1.0	
14		PFNA-SUM		1604		16129		0.988	0.0864						773	266612	0.491	1.0	
15	89	PFNA	6.82	1604	549	16129		0.988	0.0864		2.85	2.92	NO	34	773	266612	0.491	1.0	bd
16	90	PFDA				16014			0.1081		3.07				1028	346483	0.491	1.0	
17	91	PFUnA				17122			0.0775		4.31				877	452905	0.491	1.0	
18	92	PFDoA	8.11	101	574	13157		0.072	0.0617		7.42	0.18	YES	2	753	346743	0.491	1.0	bb
19	M...	PFTrDA				11574			0.1492		3.08				1063	269893	0.491	1.0	
20	93	PFTeDA	8.65	63	16	9992		0.086	0.1912		2.82	3.93	NO	2	903	193042	0.491	1.0	bb
21	94	PFBS	4.86	1224	458	22780		0.948	0.1097		2.59	2.67	NO	22	1364	658116	0.491	1.0	bb
22	95	PFPeS	5.36	128	62	19703		0.133	0.0982		2.24	2.04	NO	7	522	328713	0.491	1.0	bb
23	95	PFHxS-I	6.03	1494	600	19703		1.313	0.0486		2.37	2.49	NO	82	307	328713	0.491	1.0	db
24	95	PFHxS-II	5.82	186	97	19703		0.163	0.0486		3.26	1.92	NO	7	307	328713	0.491	1.0	dd
25	95	PFHxS-III	5.75	54	16	19703		0.047	0.0486		2.72	3.36	NO	5	307	328713	0.491	1.0	dd
26		PFHxS-SUM		1733		19703		1.523	0.1457						307	328713	0.491	1.0	
27	95	PFHxS	6.03	1494	600	19703		1.313	0.0486		2.40	2.49	NO	82	307	328713	0.491	1.0	db
28	96	PFHpS	6.92	14	26	17398		0.015	0.0364		2.12	0.55	YES	3	244	377813	0.491	1.0	dd
29	96	PFOS-I	7.52	4501	1254	17398		4.237	0.1423		2.42	3.59	NO	79	1094	377813	0.491	1.0	dd
30	96	PFOS-II	7.36	1688	132	17398		1.589	0.1423		2.75	12.80	YES	19	1094	377813	0.491	1.0	dd
31	96	PFOS-III	7.36	1688	132	17398		1.589	0.1423		8.19	12.80	YES	19	1094	377813	0.491	1.0	dd
32	96	PFOS-IV	7.13	2752	15	17398		2.591	0.1423		2.14	182.17	YES	24	1094	377813	0.491	1.0	dd
33		PFOS-SUM		10629		17398		10.006	0.5691						1094	377813	0.491	1.0	
34	96	PFOS	7.52	4501	1254	17398		4.237	0.1423		2.54	3.59	NO	79	1094	377813	0.491	1.0	dd
35	96	PFNS	7.85	411	3	17398		0.407	0.1206		2.36	149.10	YES	7	881	377813	0.491	1.0	bd

PV by TCH, SV by BRA 14-Jan-22, Conc. & LOD unit = ng for Inst QC, ng/mL for SPM, ng/L for samples

Quantify Sample Report **MassLynx MassLynx V4.1 SCN909**
SGS Axys Analytical Services, Ltd.

Dataset: G:\Masslynx\Inst_L\PFAS\quanfile\FC2L_009-b.qld

Last Altered: Wednesday, January 12, 2022 10:02:34 Pacific Standard Time
Printed: Friday, January 14, 2022 10:10:28 Pacific Standard Time

ID: L36258-3,i,, Name: FC2L_009S24, Description: 1,WG79609,2/4000uL, Date: 11-Jan-2022, Time: 17:22:43

#	IS#	Name	RT	Area	Confirm. Ion Area	IS Area	Std. Conc	Conc.	LOD	%Rec	Ratio (Pr...	Ratio	Ratio Fail(Y...	S/N	Noi...	IS Height	Samp. size	F2	Fla...
36	96	PFDS	8.10	198	9	17398		0.206	0.0105		2.36	21.42	YES	78	73	377813	0.491	1.0	bd
37	96	PFDoS	8.51	3	4	17398		0.004	0.0022		2.24	0.82	YES	9	12	377813	0.491	1.0	bb
38	97	4:2 FTS	4.82	5	29	30103		0.014	0.0049		0.43	0.17	YES	8	17	893940	0.491	1.0	dd
39	98	6:2 FTS	5.73	427	937	20898		1.608	0.0090		0.44	0.46	NO	579	16	423268	0.491	1.0	bb
40	99	8:2 FTS	7.25	2	22	28798		0.012	0.0470		0.57	0.10	YES	1	61	595354	0.491	1.0	bd
41	100	PFOSA-I	8.71	70		34455		0.042	0.0010					108	10	635639	0.491	1.0	bb
42	100	PFOSA-II	8.71	70		34455		0.042	0.0010					108	10	635639	0.491	1.0	bb
43		PFOSA-SUM		140		34455		0.083	0.0020						10	635639	0.491	1.0	
44	100	PFOSA	8.71	70		34455		0.042	0.0010					108	10	635639	0.491	1.0	bb
45	101	N-MeFOSA-I				3774			0.0067		0.55				13	109722	0.491	1.0	
46	101	N-MeFOSA-II				3774			0.0067		1.14				13	109722	0.491	1.0	
47		N-MeFOSA-SUM		0		3774									13	109722	0.491	1.0	
48	101	N-MeFOSA	10.27	8	5	3774		0.039	0.0067		0.53	1.80	YES	16	13	109722	0.491	1.0	bb
49	102	N-EtFOSA-I	10.39	4	1	3279		0.021	0.0050		0.55	3.85	YES	13	10	98823	0.491	1.0	dd
50	102	N-EtFOSA-II	10.28	6	7	3279		0.031	0.0050		1.28	0.85	NO	13	10	98823	0.491	1.0	bd
51		N-EtFOSA-SUM		10		3279		0.052	0.0099						10	98823	0.491	1.0	
52	102	N-EtFOSA	10.39	4	1	3279		0.021	0.0050		0.53	3.85	YES	13	10	98823	0.491	1.0	dd
53	103	MeFOSAA-I	7.52	2	11	12933		0.009	0.0053		2.01	0.22	YES	8	11	301430	0.491	1.0	bb
54	103	MeFOSAA-II				12933			0.0053		1.84				11	301430	0.491	1.0	
55	103	MeFOSAA-III				12933			0.0053		0.29				11	301430	0.491	1.0	
56		MeFOSAA-SUM		2		12933		0.009	0.0053						11	301430	0.491	1.0	
57	103	MeFOSAA	7.52	2	11	12933		0.009	0.0053		1.87	0.22	YES	8	11	301430	0.491	1.0	bb
58	104	EtFOSAA-I				11651			0.0067		1.24				12	281656	0.491	1.0	
59	104	EtFOSAA-II				11651			0.0067		0.34				12	281656	0.491	1.0	
60	104	EtFOSAA-III				11651			0.0067		0.63				12	281656	0.491	1.0	
61		EtFOSAA-SUM		0		11651									12	281656	0.491	1.0	
62	104	EtFOSAA				11651			0.0067		1.09				12	281656	0.491	1.0	
63	105	N-MeFOSE-I				244526			0.0351						435	6874453	0.491	1.0	
64	105	N-MeFOSE-II				244526			0.0351						435	6874453	0.491	1.0	
65	105	N-MeFOSE-III				244526			0.0351						435	6874453	0.491	1.0	
66		N-MeFOSE-SUM		0		244526									435	6874453	0.491	1.0	
67	105	N-MeFOSE				244526			0.0351						435	6874453	0.491	1.0	
68	106	N-EtFOSE-I	10.29	185		251609		0.126	0.0167					21	243	7462486	0.491	1.0	bd
69	106	N-EtFOSE-II	10.18	32		251609		0.022	0.0167					6	243	7462486	0.491	1.0	bb
70	106	N-EtFOSE-III				251609			0.0167						243	7462486	0.491	1.0	

PV by TCH, SV by BRA 14-Jan-22, Conc. & LOD unit = ng for Inst QC, ng/mL for SPM, ng/L for samples

Quantify Sample Report **MassLynx MassLynx V4.1 SCN909**
SGS Axys Analytical Services, Ltd.

Dataset: G:\Masslynx\Inst_L\PFAS\quanfile\FC2L_009-b.qld

Last Altered: Wednesday, January 12, 2022 10:02:34 Pacific Standard Time
Printed: Friday, January 14, 2022 10:10:28 Pacific Standard Time

ID: L36258-3,i,, Name: FC2L_009S24, Description: 1,WG79609,2/4000uL, Date: 11-Jan-2022, Time: 17:22:43

#	IS#	Name	RT	Area	Confirm. Ion Area	IS Area	Std. Conc	Conc.	LOD	%Rec	Ratio (Pr...	Ratio	Ratio Fail(Y...	S/N	Noi...	IS Height	Samp. size	F2	Fla...
71		N-EtFOSE-SUM		217		251609		0.147	0.0335						243	7462486	0.491	1.0	
72	106	N-EtFOSE	10.29	185		251609		0.126	0.0167					21	243	7462486	0.491	1.0	bd
73	107	HFPO-DA				43385			0.0233		2.87				133	1279036	0.491	1.0	
74	107	ADONA	5.60	8	4	43385		0.002	0.0017		1.08	2.04	YES	5	62	1279036	0.491	1.0	dd
75	107	9Cl-PF3ONS				43385			0.0032		3.20				33	1279036	0.491	1.0	
76	107	11Cl-PF3OUdS				43385			0.0050		3.13				28	1279036	0.491	1.0	
77	85	3:3 FTCA	3.20	118	39	46171		1.252	0.1963		1.75	3.02	YES	7	143	1076998	0.491	1.0	bb
78	86	5:3 FTCA				24640			0.0837		1.20				176	744677	0.491	1.0	
79	86	7:3 FTCA				24640			0.1307		0.71				160	744677	0.491	1.0	
80	86	PFEESA				24640			0.0092		9.28				353	744677	0.491	1.0	
81	85	PFMPA	2.77	188		46171		0.091	0.0226					4	364	1076998	0.491	1.0	bb
82	85	PFMBA	4.14	5		46171		0.002	0.0077					4	166	1076998	0.491	1.0	bb
83	86	NFDHA				24640			0.0310		0.94				16	744677	0.491	1.0	
84	108	13C4-PFBA	1.51	146548		68184	40.000	76.584	0.0122	94.1				186...	112	981987	0.491	1.0	bb
85	109	13C5-PFPeA	4.26	46171		37183	20.000	30.734	0.1212	75.5				586	1838	1125863	0.491	1.0	db
86	109	13C5-PFHxA	4.93	24640	1007	37183	10.000	19.280	0.0092	94.8	23.32	24.47	NO	6254	119	1125863	0.491	1.0	bb
87	110	13C4-PFHpA	5.36	32329		9635	10.000	20.587	0.0028	101.2				322...	26	170415	0.491	1.0	bb
88	110	13C8-PFOA	5.97	30900		9635	10.000	17.506	0.0075	86.0				7067	78	170415	0.491	1.0	bb
89	111	13C9-PFNA	6.82	16129		15930	5.000	8.978	0.0044	88.3				5911	45	269732	0.491	1.0	bb
90	112	13C6-PFDA	7.44	16014		16606	5.000	9.749	0.0024	95.8				119...	29	370213	0.491	1.0	db
91	112	13C7-PFUnA	7.81	17122		16606	5.000	9.605	0.0036	94.4				9521	48	370213	0.491	1.0	bb
92	112	13C2-PFDoA	8.06	13157		16606	5.000	8.574	0.0022	84.3				140...	25	370213	0.491	1.0	bb
93	112	13C2-PFTeDA	8.64	9992		16606	5.000	7.424	0.0114	73.0				1696	114	370213	0.491	1.0	bb
94	113	13C3-PFBS	4.86	22780	7167	19299	10.030	19.315	0.0613	94.6	2.73	3.18	NO	1688	390	312320	0.491	1.0	bd
95	113	13C3-PFHxS	6.03	19703	8871	19299	10.015	18.312	0.0138	89.9	2.38	2.22	NO	4106	80	312320	0.491	1.0	db
96	114	13C8-PFOS	7.52	17398	8721	23656	10.062	16.477	0.1332	80.5	2.33	1.99	NO	455	831	419179	0.491	1.0	bd
97	115	13C2-4:2 FTS	4.82	30103	17554	23436	20.168	47.743	0.1039	116.3	1.62	1.71	NO	2045	437	469116	0.491	1.0	bb
98	115	13C2-6:2 FTS	5.73	20898	9219	23436	19.998	39.943	0.0566	98.2	1.88	2.27	NO	2141	198	469116	0.491	1.0	bb
99	115	13C2-8:2 FTS	7.24	28798	9273	23436	20.040	34.790	0.0223	85.3	3.76	3.11	NO	4827	123	469116	0.491	1.0	bd
1...	114	13C8-PFOSA	8.70	34455		23656	10.000	16.308	0.0044	80.2				116...	55	419179	0.491	1.0	bb
1...	114	D3-N-MeFOSA	10.11	3774		23656	10.000	11.663	0.0545	57.3				1052	104	419179	0.491	1.0	bd
1...	114	D5-N-EtFOSA	10.39	3279		23656	10.000	10.110	0.0230	49.7				2248	44	419179	0.491	1.0	bb
1...	115	D3-MeFOSAA	7.52	12933		23436	20.000	23.511	0.0056	57.8				146...	21	469116	0.491	1.0	bd
1...	115	D5-EtFOSAA	7.67	11651		23436	20.000	25.805	0.0628	63.4				1488	189	469116	0.491	1.0	dd
1...	114	D7-N-MeFOSE	9.98	244526		23656	100.000	113.621	0.0696	55.8				7769	885	419179	0.491	1.0	bb

PV by TCH, SV by BRA 14-Jan-22, Conc. & LOD unit = ng for Inst QC, ng/mL for SPM, ng/L for samples

Quantify Sample Report **MassLynx MassLynx V4.1 SCN909**
SGS Axys Analytical Services, Ltd.

Dataset: G:\Masslynx\Inst_L\PFAS\quanfile\FC2L_009-b.qld

Last Altered: Wednesday, January 12, 2022 10:02:34 Pacific Standard Time
Printed: Friday, January 14, 2022 10:10:28 Pacific Standard Time

ID: L36258-3,i,, Name: FC2L_009S24, Description: 1,WG79609,2/4000uL, Date: 11-Jan-2022, Time: 17:22:43

#	IS#	Name	RT	Area	Confirm. Ion Area	IS Area	Std. Conc	Conc.	LOD	%Rec	Ratio (Pr...	Ratio	Ratio Fail(Y...	S/N	Noi...	IS Height	Samp. size	F2	Fla...
1...	114	D9-N-EtFOSE	10.27	251609		23656	100.000	90.383	0.0211	44.4				214...	347	419179	0.491	1.0	bb
1...	109	13C3-HFPO-DA	5.08	43385	14135	37183	40.000	72.758	0.0041	89.4	2.64	3.07	NO	518...	25	1125863	0.491	1.0	bb
1...		13C3-PFBA	1.51	68184			20.000	28.180	0.0445	69.3				1901	517		0.491	1.0	bb
1...		13C2-PFHxA	4.93	37183	1301		10.000	13.844	0.0054	68.0	35.50	28.58	NO	7680	147		0.491	1.0	bb
110		13C4-PFOA	5.97	9635			10.000	14.930	0.0094	73.4				4756	36		0.491	1.0	bb
111		13C5-PFNA	6.81	15930			5.000	7.006	0.0084	68.9				2500	108		0.491	1.0	bd
112		13C2-PFDA	7.44	16606			5.000	6.545	0.0009	64.3				217...	17		0.491	1.0	bb
113		18O2-PFHxS	6.03	19299			10.050	13.809	0.0015	67.5				278...	11		0.491	1.0	bb
114		13C4-PFOS	7.53	23656	8977		10.150	15.589	0.0093	75.5	2.17	2.64	NO	5016	84		0.491	1.0	bd
115		13C2-D4-6:2 F...	5.72	23436	8879		20.000	74.359	0.0153	182.7	2.50	2.64	NO	145...	32		0.491	1.0	bb

PV by TCH, SV by BRA 14-Jan-22, Conc. & LOD unit = ng for Inst QC, ng/mL for SPM, ng/L for samples

Quantify Sample Report **MassLynx MassLynx V4.1 SCN909**
SGS Axys Analytical Services, Ltd.

Dataset: G:\Masslynx\Inst_L\PFAS\quanfile\FC2L_008-b.qld

Last Altered: Tuesday, January 11, 2022 20:21:00 Pacific Standard Time
Printed: Thursday, January 13, 2022 14:33:45 Pacific Standard Time

Method: G:\Masslynx\Master Methods\MassLynx SCN 909\UPLC\FC_110_UPLC_15DoD.mdb 10 Jun 2021 10:20:13
Calibration: G:\Masslynx\Inst_L\PFAS\curve\FC1L_080-A6.cdb 09 Jun 2021 14:38:41

ID: L36271-1,,, Name: FC2L_008S27, Description: 1,WG79609,2/4000uL, Date: 11-Jan-2022, Time: 02:54:36

PFBA

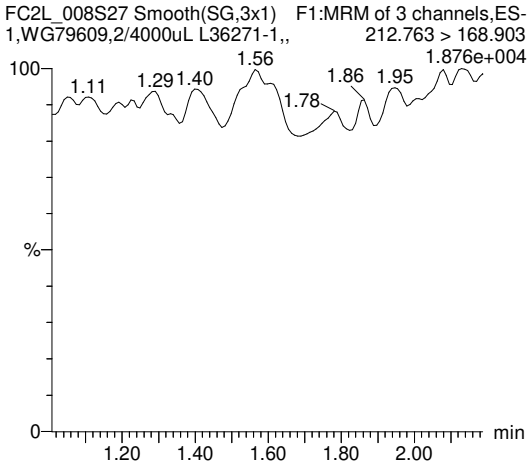

PFPeA

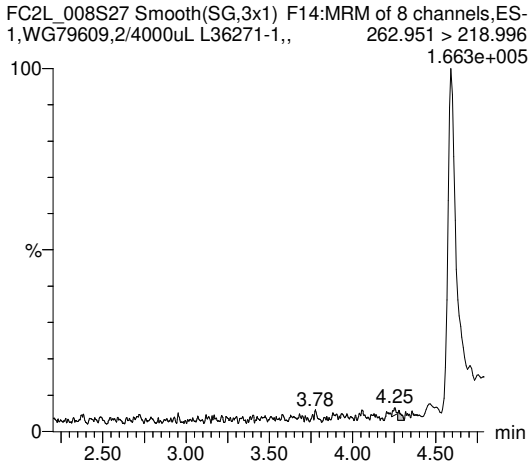

PFHxA

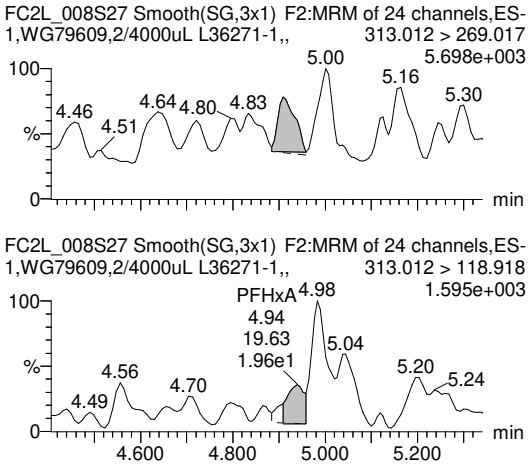

PFHpA

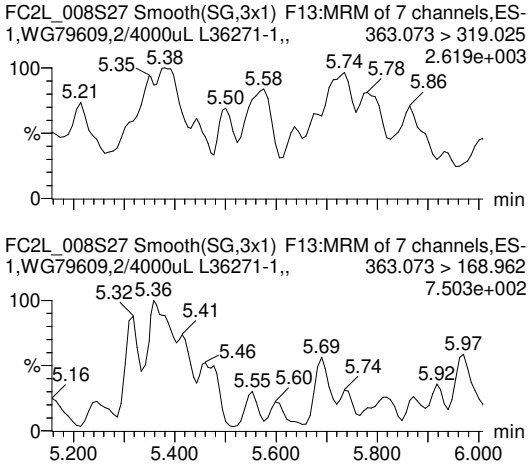

PFOA-I

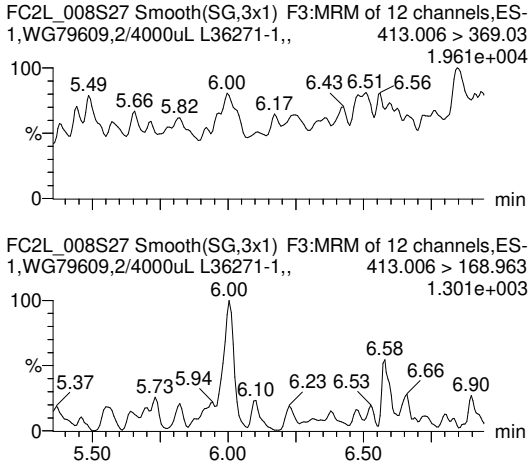

PFOA-II

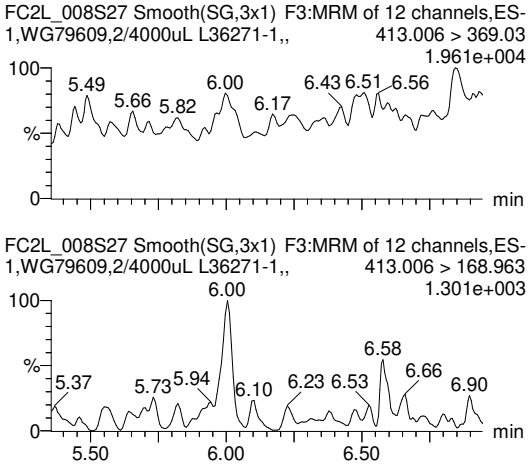

PV by TCH, SV by BRA 13-Jan-22, Conc. & LOD unit = ng for Inst QC, ng/mL for SPM, ng/L for samples

Quantify Sample Report **MassLynx MassLynx V4.1 SCN909**
SGS Axys Analytical Services, Ltd.

Dataset: G:\Masslynx\Inst_L\PFAS\quanfile\FC2L_008-b.qld

Last Altered: Tuesday, January 11, 2022 20:21:00 Pacific Standard Time
Printed: Thursday, January 13, 2022 14:33:45 Pacific Standard Time

ID: L36271-1,,, Name: FC2L_008S27, Description: 1,WG79609,2/4000uL, Date: 11-Jan-2022, Time: 02:54:36

PFOA-III

FC2L_008S27 Smooth(SG,3x1) F3:MRM of 12 channels,ES-
1,WG79609,2/4000uL L36271-1,, 413.006 > 369.03
1.961e+004

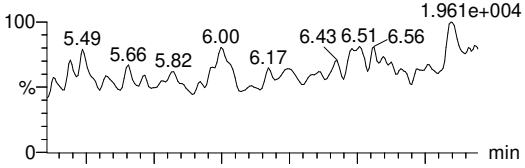

FC2L_008S27 Smooth(SG,3x1) F3:MRM of 12 channels,ES-
1,WG79609,2/4000uL L36271-1,, 413.006 > 168.963
1.301e+003

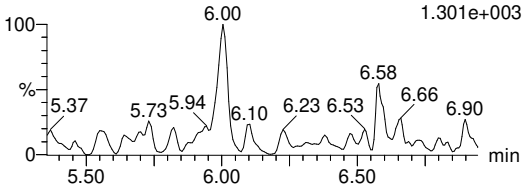

PFOA-IV

FC2L_008S27 Smooth(SG,3x1) F3:MRM of 12 channels,ES-
1,WG79609,2/4000uL L36271-1,, 413.006 > 369.03
1.961e+004

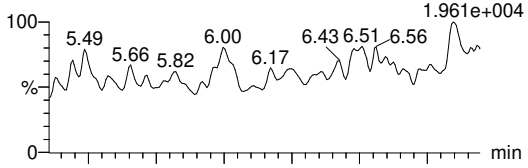

FC2L_008S27 Smooth(SG,3x1) F3:MRM of 12 channels,ES-
1,WG79609,2/4000uL L36271-1,, 413.006 > 168.963
1.301e+003

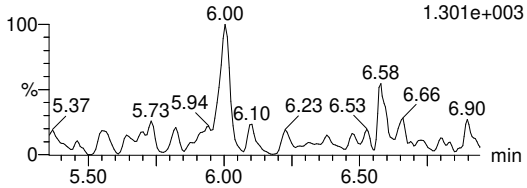

PFOA-SUM

FC2L_008S27 Smooth(SG,3x1) F3:MRM of 12 channels,ES-
1,WG79609,2/4000uL L36271-1,, 413.006 > 369.03
1.961e+004

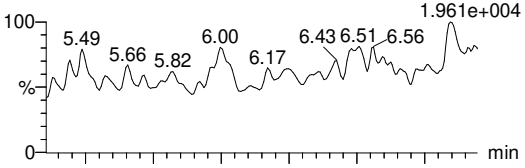

FC2L_008S27 Smooth(SG,3x1) F3:MRM of 12 channels,ES-
1,WG79609,2/4000uL L36271-1,, 413.006 > 168.963
1.301e+003

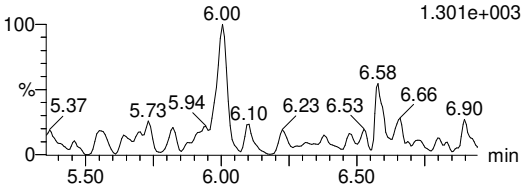

PFOA

FC2L_008S27 Smooth(SG,3x1) F3:MRM of 12 channels,ES-
1,WG79609,2/4000uL L36271-1,, 413.006 > 369.03
1.961e+004

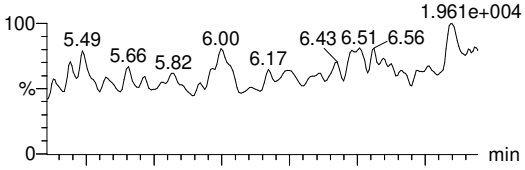

FC2L_008S27 Smooth(SG,3x1) F3:MRM of 12 channels,ES-
1,WG79609,2/4000uL L36271-1,, 413.006 > 168.963
1.301e+003

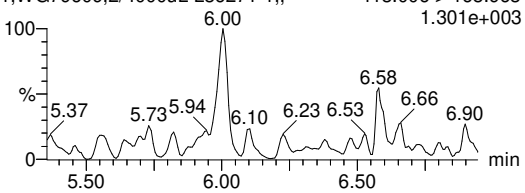

PFNA-I

FC2L_008S27 Smooth(SG,3x1) F4:MRM of 7 channels,ES-
1,WG79609,2/4000uL L36271-1,, 463.002 > 418.97
4.401e+003

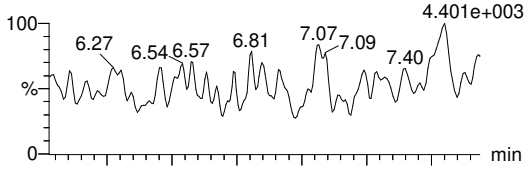

FC2L_008S27 Smooth(SG,3x1) F4:MRM of 7 channels,ES-
1,WG79609,2/4000uL L36271-1,, 463.002 > 218.968
5.922e+002

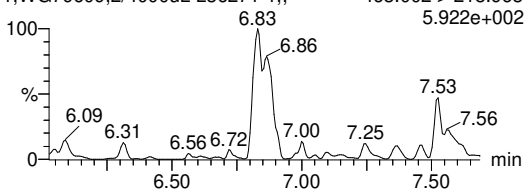

PFNA-II

FC2L_008S27 Smooth(SG,3x1) F4:MRM of 7 channels,ES-
1,WG79609,2/4000uL L36271-1,, 463.002 > 418.97
4.401e+003

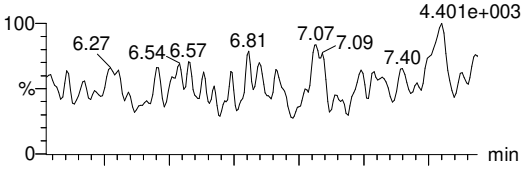

FC2L_008S27 Smooth(SG,3x1) F4:MRM of 7 channels,ES-
1,WG79609,2/4000uL L36271-1,, 463.002 > 218.968
5.922e+002

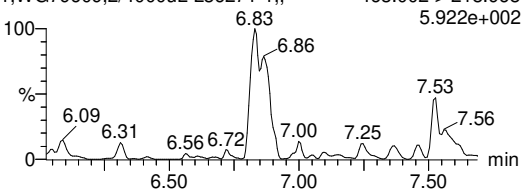

PV by TCH, SV by BRA 13-Jan-22, Conc. & LOD unit = ng for Inst QC, ng/mL for SPM, ng/L for samples

Quantify Sample Report **MassLynx MassLynx V4.1 SCN909**
SGS Axys Analytical Services, Ltd.

Dataset: G:\Masslynx\Inst_L\PFAS\quanfile\FC2L_008-b.qld

Last Altered: Tuesday, January 11, 2022 20:21:00 Pacific Standard Time
Printed: Thursday, January 13, 2022 14:33:45 Pacific Standard Time

ID: L36271-1,,, Name: FC2L_008S27, Description: 1,WG79609,2/4000uL, Date: 11-Jan-2022, Time: 02:54:36

PFNA-III

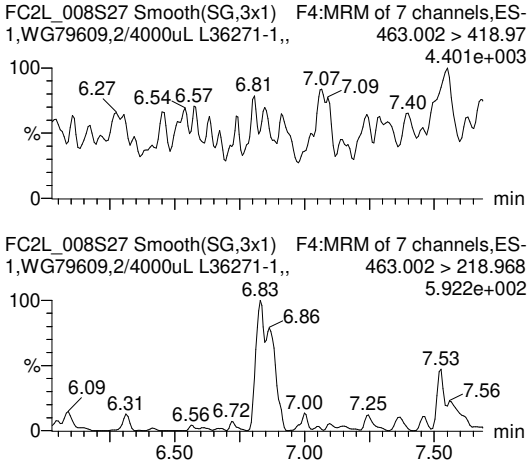

PFNA-SUM

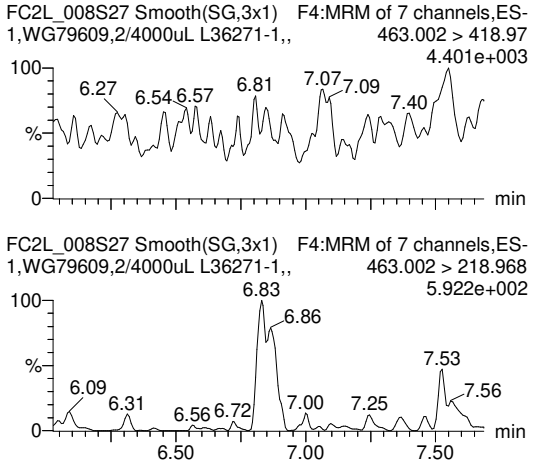

PFNA

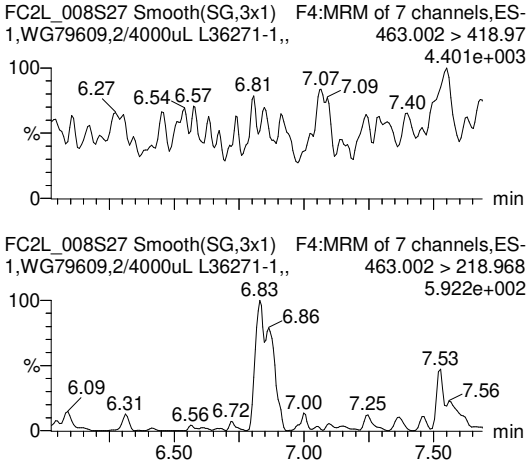

PFDA

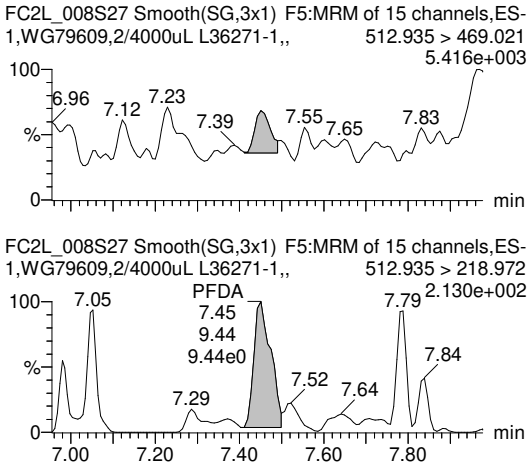

PFUnA

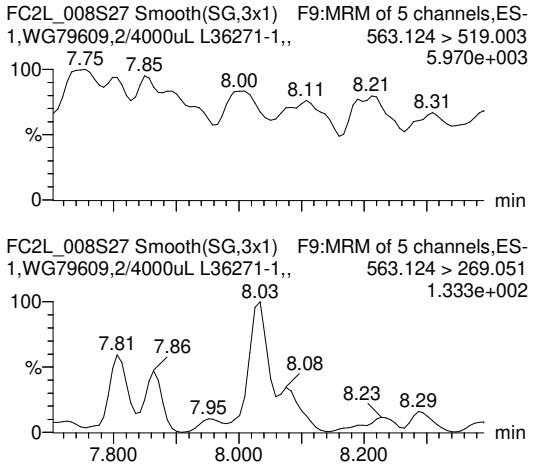

PFDoA

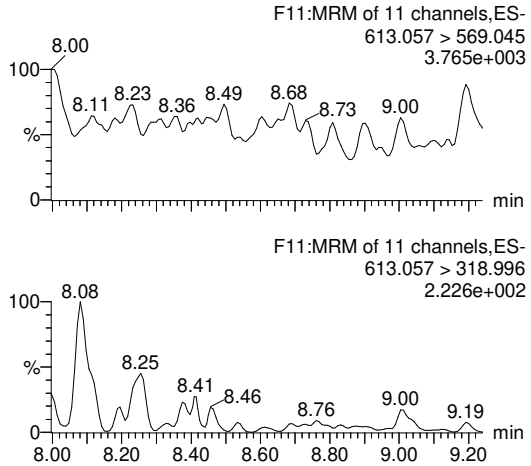

PV by TCH, SV by BRA 13-Jan-22, Conc. & LOD unit = ng for Inst QC, ng/mL for SPM, ng/L for samples

Quantify Sample Report **MassLynx MassLynx V4.1 SCN909**
SGS Axys Analytical Services, Ltd.

Dataset: G:\Masslynx\Inst_L\PFAS\quanfile\FC2L_008-b.qld

Last Altered: Tuesday, January 11, 2022 20:21:00 Pacific Standard Time
Printed: Thursday, January 13, 2022 14:33:45 Pacific Standard Time

ID: L36271-1,,, Name: FC2L_008S27, Description: 1,WG79609,2/4000uL, Date: 11-Jan-2022, Time: 02:54:36

PFTrDA

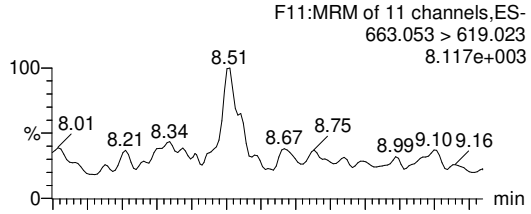

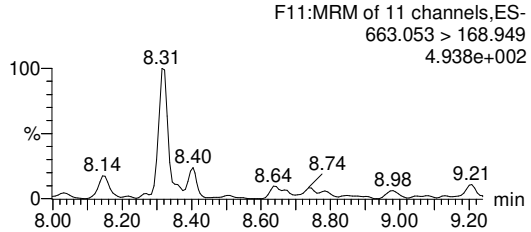

PFTeDA

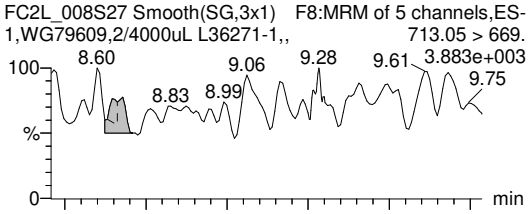

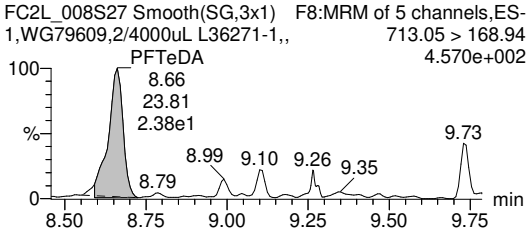

PFBS

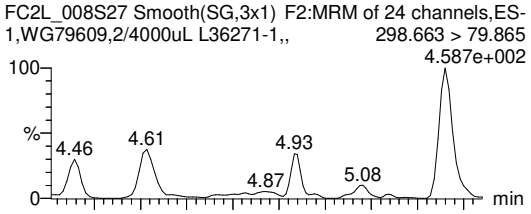

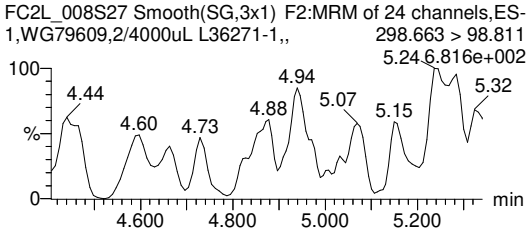

PFPeS

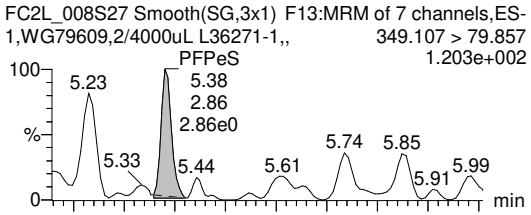

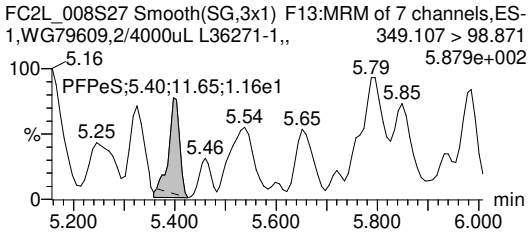

PFHxS-I

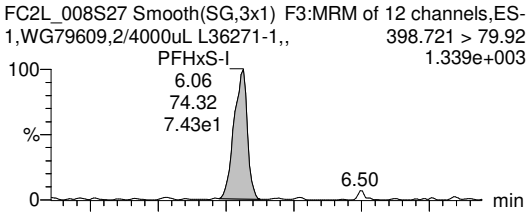

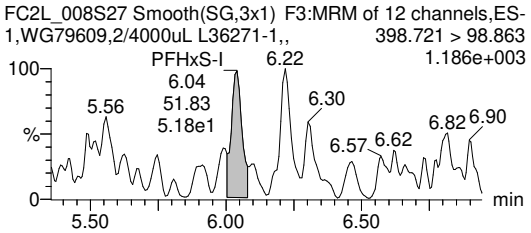

PFHxS-II

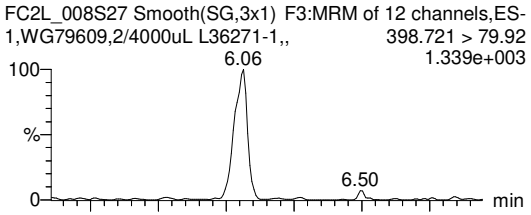

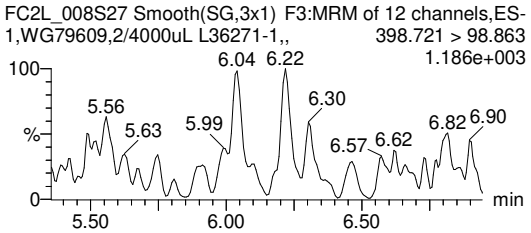

PV by TCH, SV by BRA 13-Jan-22, Conc. & LOD unit = ng for Inst QC, ng/mL for SPM, ng/L for samples

Quantify Sample Report **MassLynx MassLynx V4.1 SCN909**
SGS Axys Analytical Services, Ltd.

Dataset: G:\Masslynx\Inst_L\PFAS\quanfile\FC2L_008-b.qld

Last Altered: Tuesday, January 11, 2022 20:21:00 Pacific Standard Time
Printed: Thursday, January 13, 2022 14:33:45 Pacific Standard Time

ID: L36271-1,,, Name: FC2L_008S27, Description: 1,WG79609,2/4000uL, Date: 11-Jan-2022, Time: 02:54:36

PFHxS-III

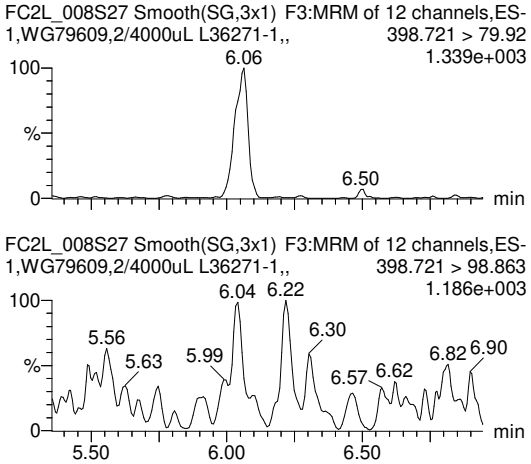

PFHxS-SUM

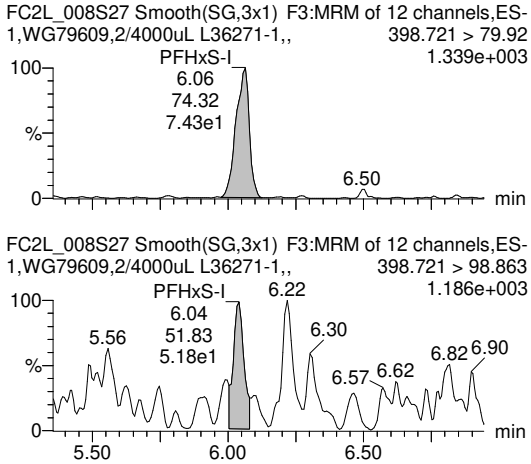

PFHxS

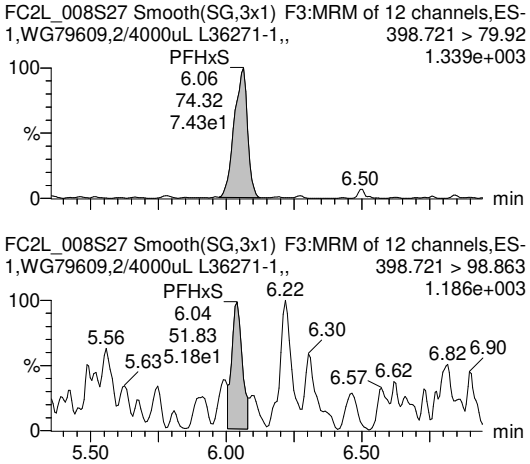

PFHpS

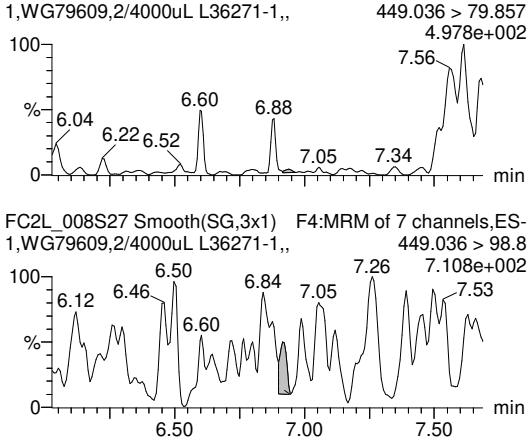

PFOS-I

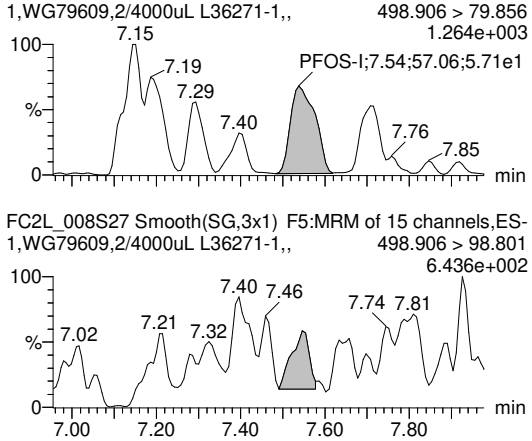

PFOS-II

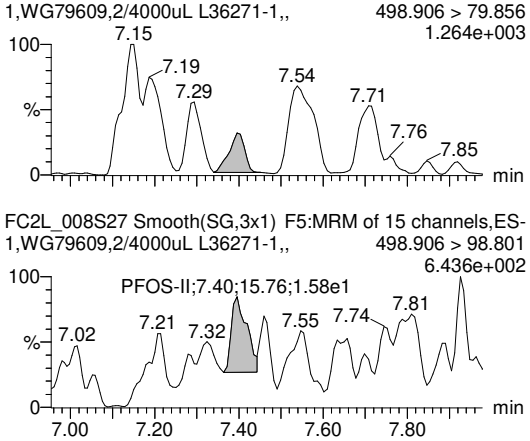

PV by TCH, SV by BRA 13-Jan-22, Conc. & LOD unit = ng for Inst QC, ng/mL for SPM, ng/L for samples

Quantify Sample Report **MassLynx MassLynx V4.1 SCN909**
SGS Axys Analytical Services, Ltd.

Dataset: G:\Masslynx\Inst_L\PFAS\quanfile\FC2L_008-b.qld

Last Altered: Tuesday, January 11, 2022 20:21:00 Pacific Standard Time
Printed: Thursday, January 13, 2022 14:33:45 Pacific Standard Time

ID: L36271-1,,, Name: FC2L_008S27, Description: 1,WG79609,2/4000uL, Date: 11-Jan-2022, Time: 02:54:36

PFOS-III

FC2L_008S27 Smooth(SG,3x1) F5:MRM of 15 channels,ES-
1,WG79609,2/4000uL L36271-1,, 498.906 > 79.856
1.264e+003

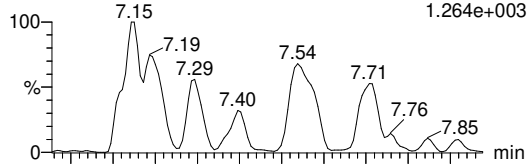

FC2L_008S27 Smooth(SG,3x1) F5:MRM of 15 channels,ES-
1,WG79609,2/4000uL L36271-1,, 498.906 > 98.801
6.436e+002

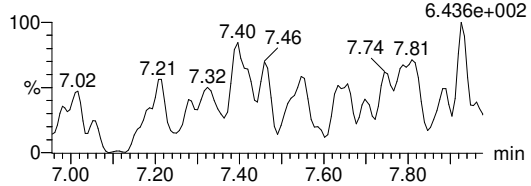

PFOS-IV

FC2L_008S27 Smooth(SG,3x1) F5:MRM of 15 channels,ES-
1,WG79609,2/4000uL L36271-1,, 498.906 > 79.856
1.264e+003

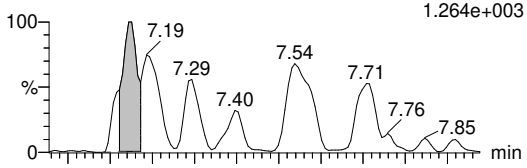

FC2L_008S27 Smooth(SG,3x1) F5:MRM of 15 channels,ES-
1,WG79609,2/4000uL L36271-1,, 498.906 > 98.801
6.436e+002

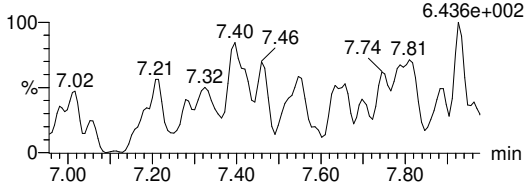

PFOS-SUM

FC2L_008S27 Smooth(SG,3x1) F5:MRM of 15 channels,ES-
1,WG79609,2/4000uL L36271-1,, 498.906 > 79.856
1.264e+003

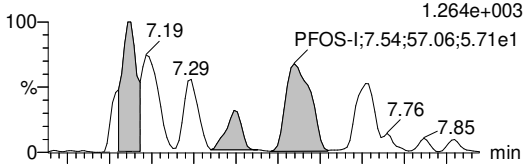

FC2L_008S27 Smooth(SG,3x1) F5:MRM of 15 channels,ES-
1,WG79609,2/4000uL L36271-1,, 498.906 > 98.801
6.436e+002

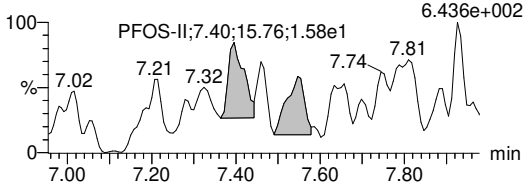

PFOS

FC2L_008S27 Smooth(SG,3x1) F5:MRM of 15 channels,ES-
1,WG79609,2/4000uL L36271-1,, 498.906 > 79.856
1.264e+003

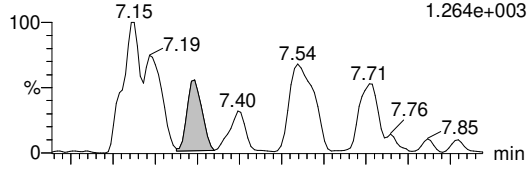

FC2L_008S27 Smooth(SG,3x1) F5:MRM of 15 channels,ES-
1,WG79609,2/4000uL L36271-1,, 498.906 > 98.801
6.436e+002

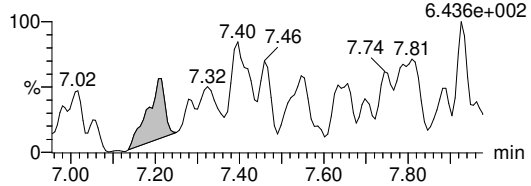

PFNS

FC2L_008S27 Smooth(SG,3x1) F9:MRM of 5 channels,ES-
1,WG79609,2/4000uL L36271-1,, 548.775 > 79.858
6.623e+002

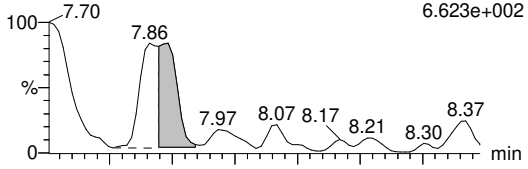

FC2L_008S27 Smooth(SG,3x1) F9:MRM of 5 channels,ES-
1,WG79609,2/4000uL L36271-1,, 548.775 > 98.801
8.31 8.778e+002

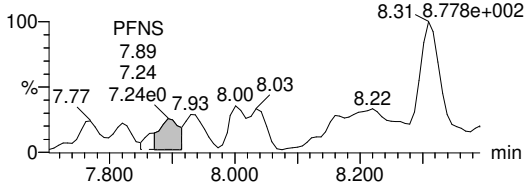

PFDS

F11:MRM of 11 channels,ES-
599.027 > 79.92
1.531e+003



F11:MRM of 11 channels,ES-
599.027 > 98.8
4.537e+002

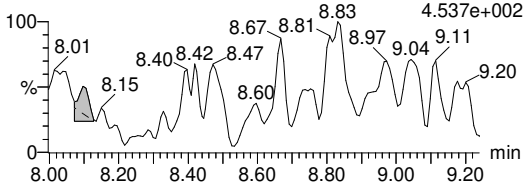

PV by TCH, SV by BRA 13-Jan-22, Conc. & LOD unit = ng for Inst QC, ng/mL for SPM, ng/L for samples

Quantify Sample Report **MassLynx MassLynx V4.1 SCN909**
SGS Axys Analytical Services, Ltd.

Dataset: G:\Masslynx\Inst_L\PFAS\quanfile\FC2L_008-b.qld

Last Altered: Tuesday, January 11, 2022 20:21:00 Pacific Standard Time
Printed: Thursday, January 13, 2022 14:33:45 Pacific Standard Time

ID: L36271-1,,, Name: FC2L_008S27, Description: 1,WG79609,2/4000uL, Date: 11-Jan-2022, Time: 02:54:36

PFDoS

FC2L_008S27 Smooth(SG,3x1) F8:MRM of 5 channels,ES-
1,WG79609,2/4000uL L36271-1,, 699.084 > 79.856
6.582e+001

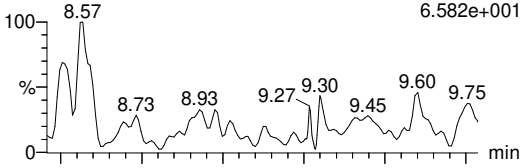

FC2L_008S27 Smooth(SG,3x1) F8:MRM of 5 channels,ES-
1,WG79609,2/4000uL L36271-1,, 699.084 > 98.8
4.802e+002

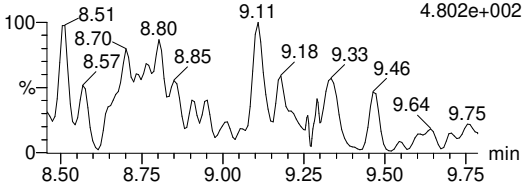

4:2 FTS

FC2L_008S27 Smooth(SG,3x1) F2:MRM of 24 channels,ES-
1,WG79609,2/4000uL L36271-1,, 327.077 > 307.017
1.056e+002

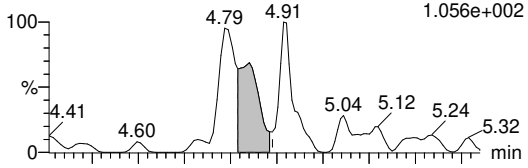

FC2L_008S27 Smooth(SG,3x1) F2:MRM of 24 channels,ES-
1,WG79609,2/4000uL L36271-1,, 327.077 > 80.85
5.166e+003

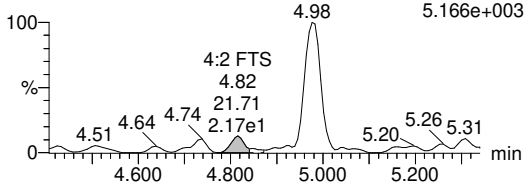

6:2 FTS

FC2L_008S27 Smooth(SG,3x1) F12:MRM of 6 channels,ES-
1,WG79609,2/4000uL L36271-1,, 427.071 > 407.024
1.820e+002

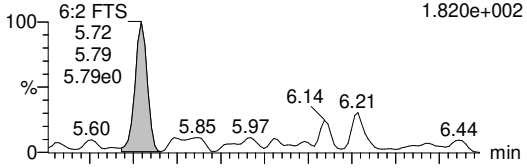

FC2L_008S27 Smooth(SG,3x1) F12:MRM of 6 channels,ES-
1,WG79609,2/4000uL L36271-1,, 427.071 > 80.9
1.131e+003

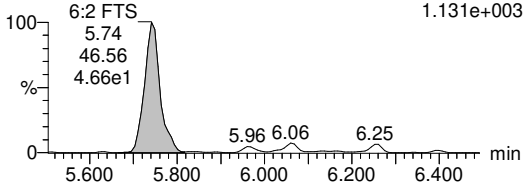

8:2 FTS

FC2L_008S27 Smooth(SG,3x1) F6:MRM of 4 channels,ES-
1,WG79609,2/4000uL L36271-1,, 527.065 > 506.997
8.213e+001

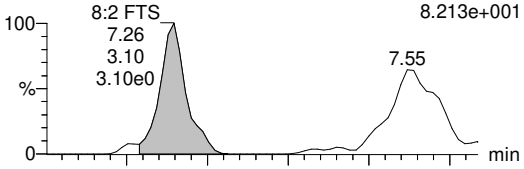

FC2L_008S27 Smooth(SG,3x1) F6:MRM of 4 channels,ES-
1,WG79609,2/4000uL L36271-1,, 527.065 > 80.75
8.258e+001

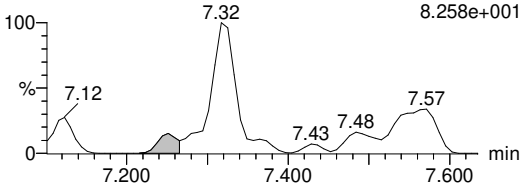

PFOSA-I

F11:MRM of 11 channels,ES-
498.113 > 77.902
1.143e+003

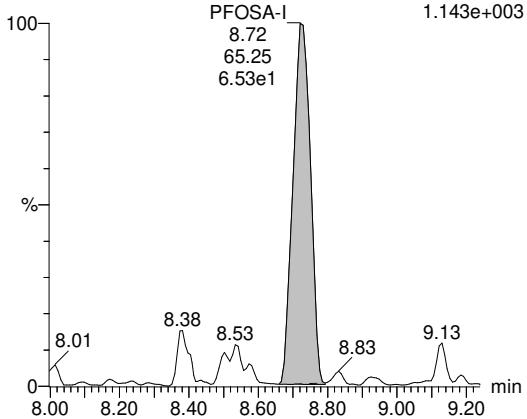

PFOSA-II

F11:MRM of 11 channels,ES-
498.113 > 77.902
1.143e+003

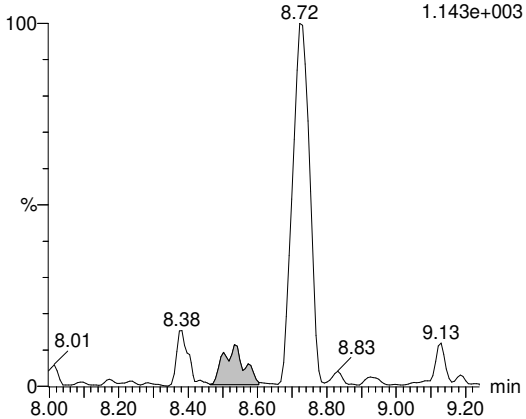

PV by TCH, SV by BRA 13-Jan-22, Conc. & LOD unit = ng for Inst QC, ng/mL for SPM, ng/L for samples

Quantify Sample Report **MassLynx MassLynx V4.1 SCN909**
SGS Axys Analytical Services, Ltd.

Dataset: G:\Masslynx\Inst_L\PFAS\quanfile\FC2L_008-b.qld

Last Altered: Tuesday, January 11, 2022 20:21:00 Pacific Standard Time
Printed: Thursday, January 13, 2022 14:33:45 Pacific Standard Time

ID: L36271-1,,, Name: FC2L_008S27, Description: 1,WG79609,2/4000uL, Date: 11-Jan-2022, Time: 02:54:36

PFOSA-SUM

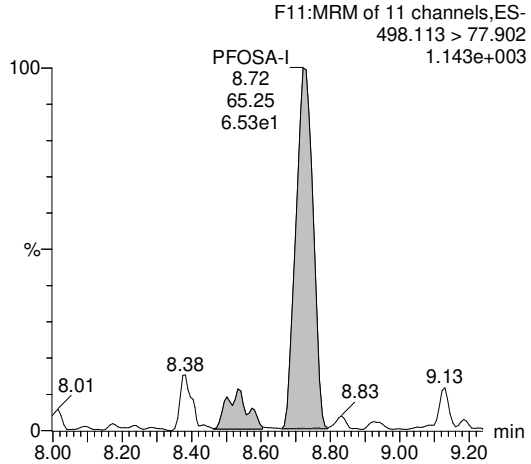

PFOSA

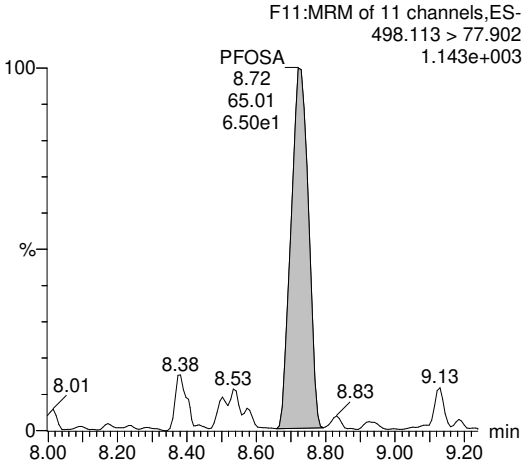

N-MeFOSA-I

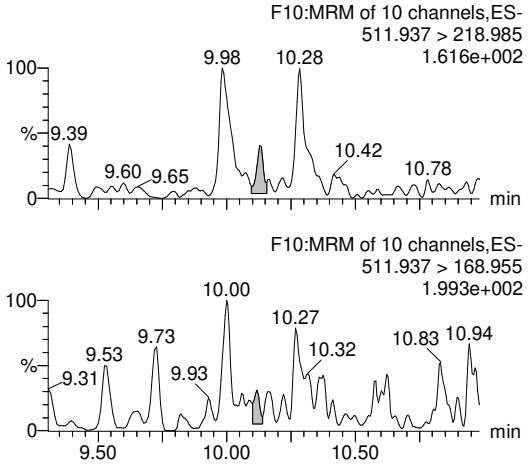

N-MeFOSA-II

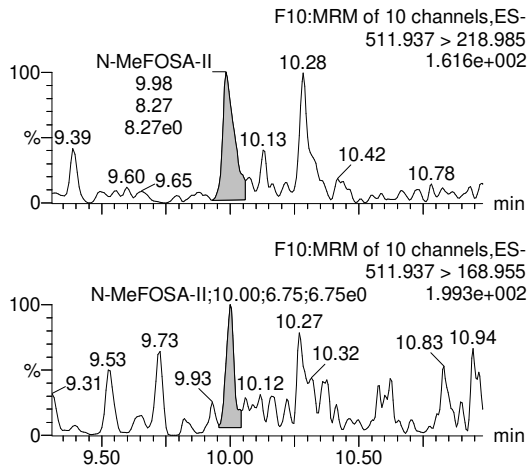

N-MeFOSA-SUM

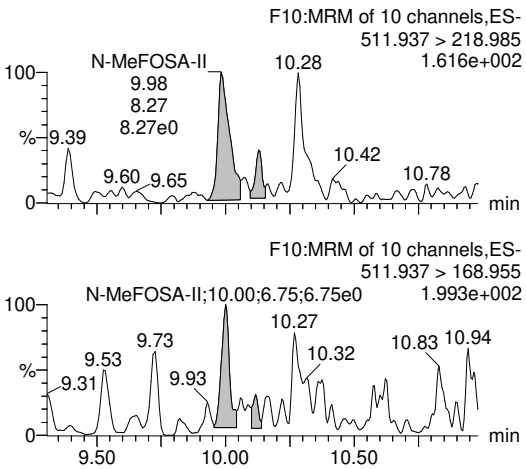

N-MeFOSA

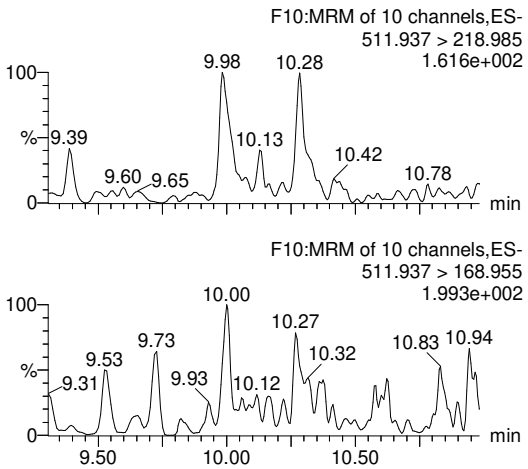

PV by TCH, SV by BRA 13-Jan-22, Conc. & LOD unit = ng for Inst QC, ng/mL for SPM, ng/L for samples

Quantify Sample Report **MassLynx MassLynx V4.1 SCN909**
SGS Axys Analytical Services, Ltd.

Dataset: G:\Masslynx\Inst_L\PFAS\quanfile\FC2L_008-b.qld

Last Altered: Tuesday, January 11, 2022 20:21:00 Pacific Standard Time
Printed: Thursday, January 13, 2022 14:33:45 Pacific Standard Time

ID: L36271-1,,, Name: FC2L_008S27, Description: 1,WG79609,2/4000uL, Date: 11-Jan-2022, Time: 02:54:36

N-EtFOSA-I

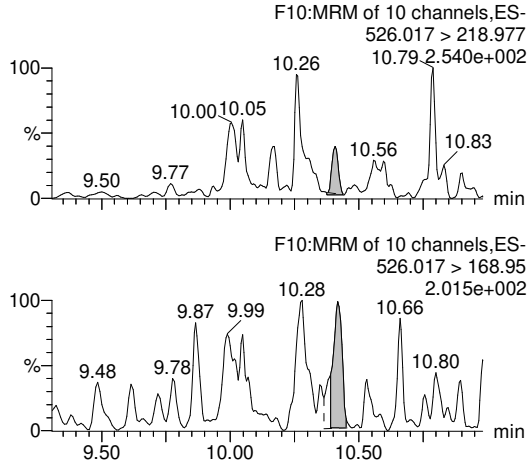

N-EtFOSA-II

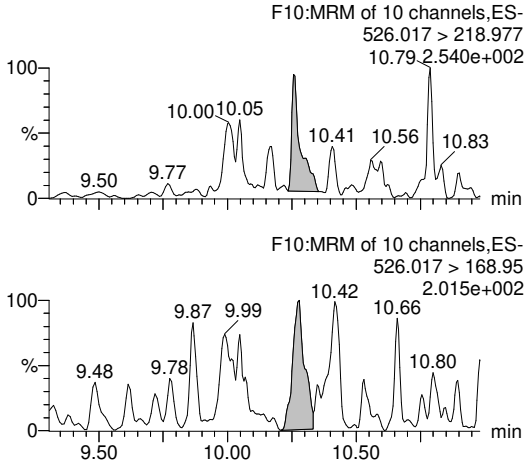

N-EtFOSA-SUM

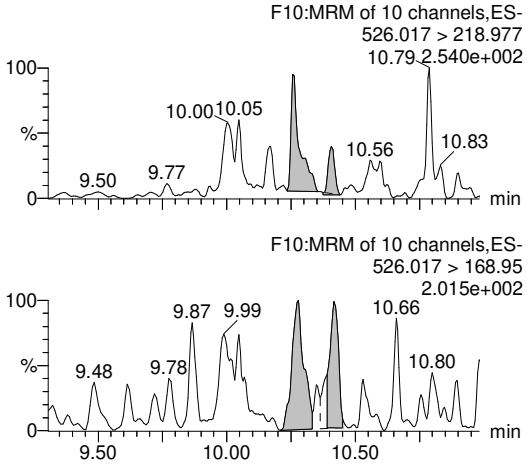

N-EtFOSA

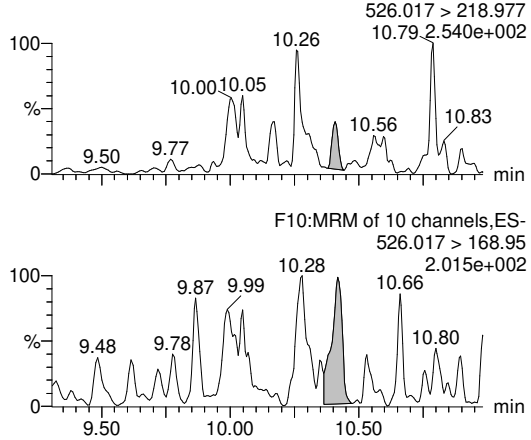

MeFOSAA-I

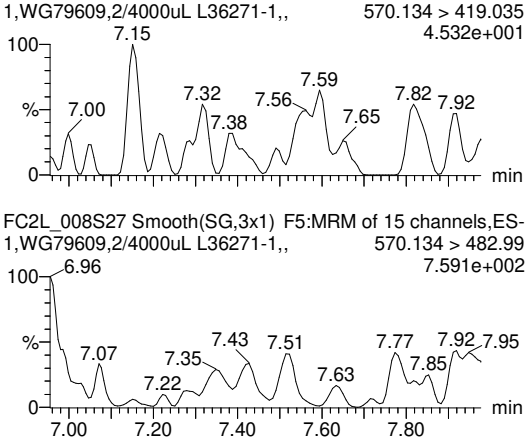

MeFOSAA-II

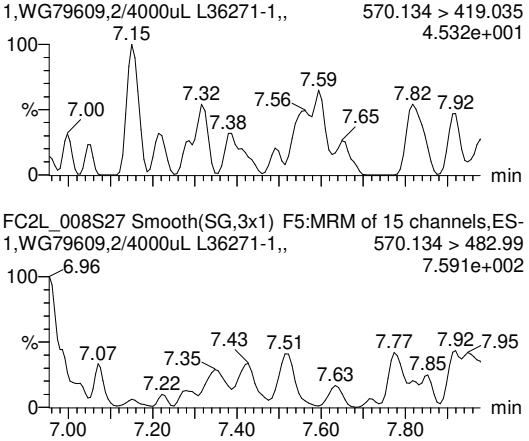

PV by TCH, SV by BRA 13-Jan-22, Conc. & LOD unit = ng for Inst QC, ng/mL for SPM, ng/L for samples

Quantify Sample Report **MassLynx MassLynx V4.1 SCN909**
SGS Axys Analytical Services, Ltd.

Dataset: G:\Masslynx\Inst_L\PFAS\quanfile\FC2L_008-b.qld

Last Altered: Tuesday, January 11, 2022 20:21:00 Pacific Standard Time
Printed: Thursday, January 13, 2022 14:33:45 Pacific Standard Time

ID: L36271-1,,, Name: FC2L_008S27, Description: 1,WG79609,2/4000uL, Date: 11-Jan-2022, Time: 02:54:36

MeFOSAA-III

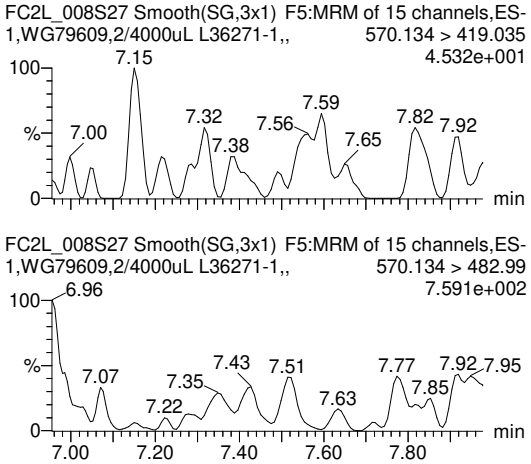

MeFOSAA-SUM

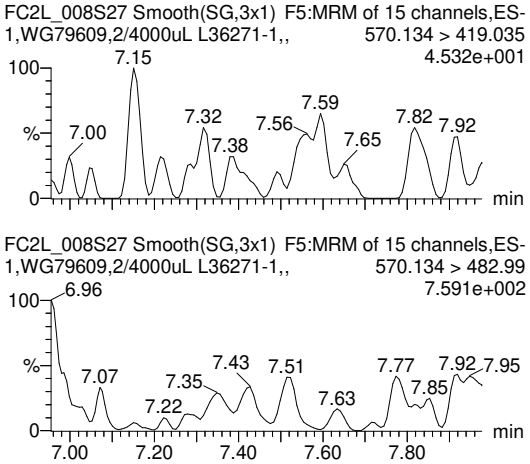

MeFOSAA

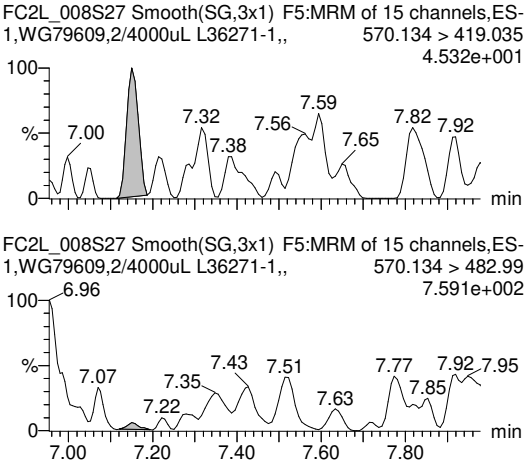

EtFOSAA-I

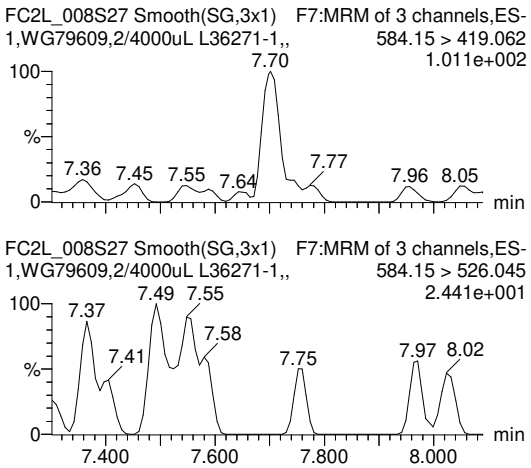

EtFOSAA-II

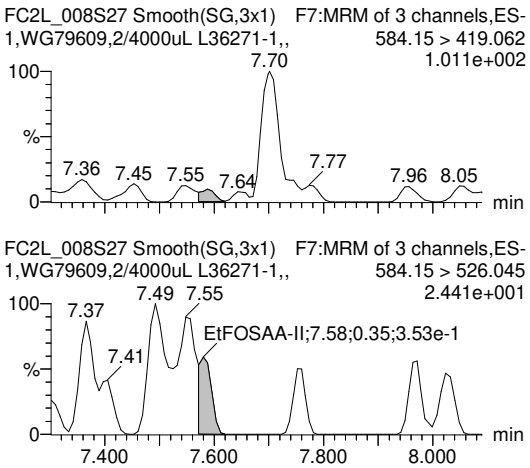

EtFOSAA-III

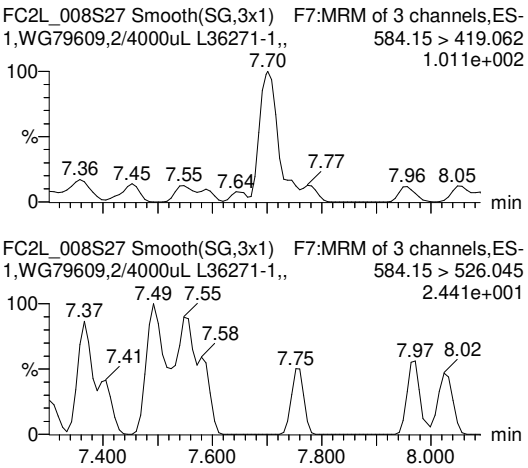

PV by TCH, SV by BRA 13-Jan-22, Conc. & LOD unit = ng for Inst QC, ng/mL for SPM, ng/L for samples

Quantify Sample Report **MassLynx MassLynx V4.1 SCN909**
SGS Axys Analytical Services, Ltd.

Dataset: G:\Masslynx\Inst_L\PFAS\quanfile\FC2L_008-b.qld

Last Altered: Tuesday, January 11, 2022 20:21:00 Pacific Standard Time
Printed: Thursday, January 13, 2022 14:33:45 Pacific Standard Time

ID: L36271-1,,, Name: FC2L_008S27, Description: 1,WG79609,2/4000uL, Date: 11-Jan-2022, Time: 02:54:36

EtFOSAA-SUM

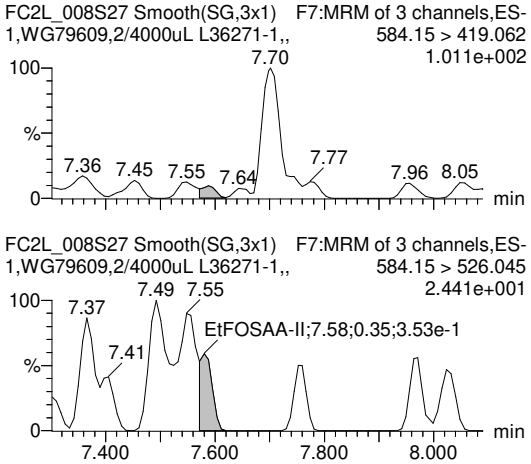

EtFOSAA

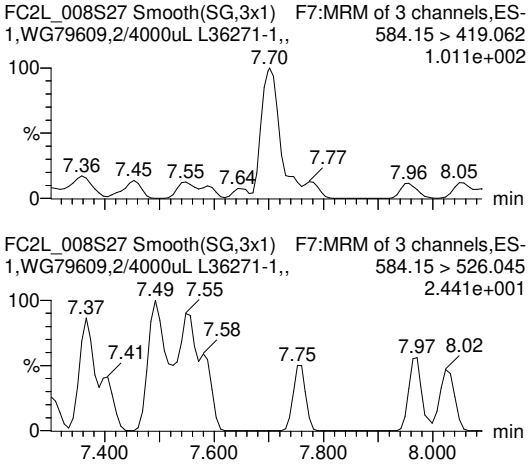

N-MeFOSE-I

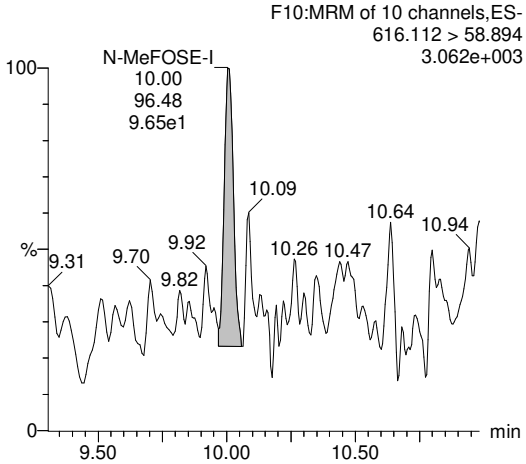

N-MeFOSE-II

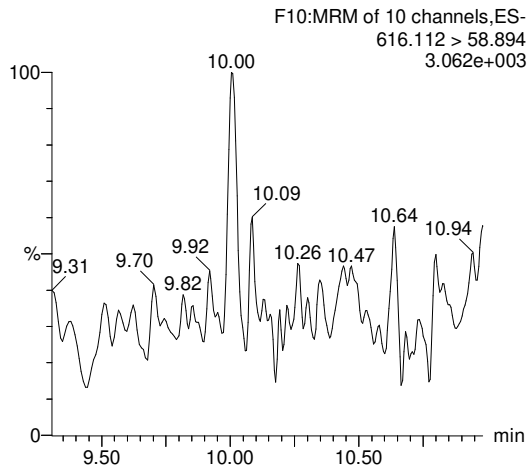

N-MeFOSE-III

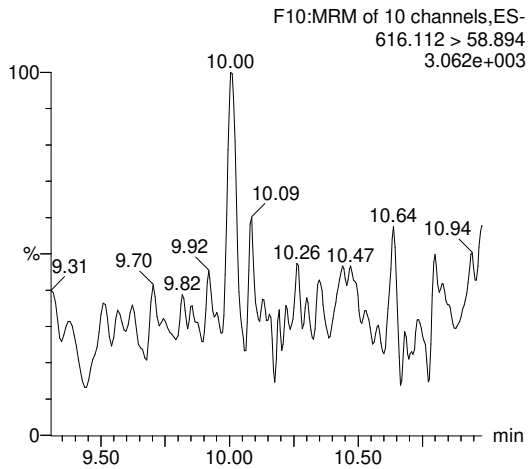

N-MeFOSE-SUM

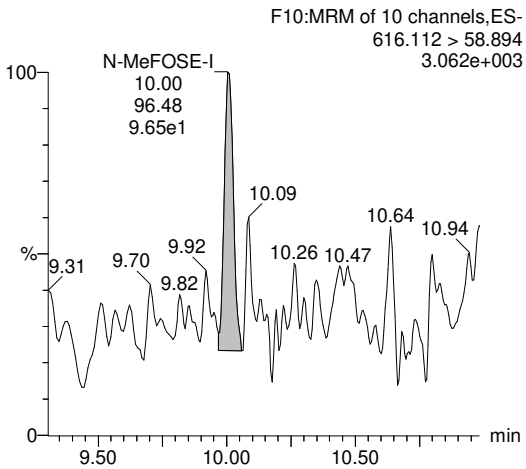

PV by TCH, SV by BRA 13-Jan-22, Conc. & LOD unit = ng for Inst QC, ng/mL for SPM, ng/L for samples

Quantify Sample Report **MassLynx MassLynx V4.1 SCN909**
SGS Axys Analytical Services, Ltd.

Dataset: G:\Masslynx\Inst_L\PFAS\quanfile\FC2L_008-b.qld

Last Altered: Tuesday, January 11, 2022 20:21:00 Pacific Standard Time
Printed: Thursday, January 13, 2022 14:33:45 Pacific Standard Time

ID: L36271-1,,, Name: FC2L_008S27, Description: 1,WG79609,2/4000uL, Date: 11-Jan-2022, Time: 02:54:36

N-MeFOSE

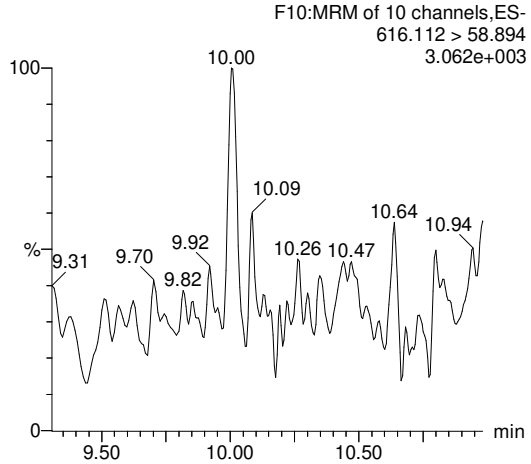

N-EtFOSE-I

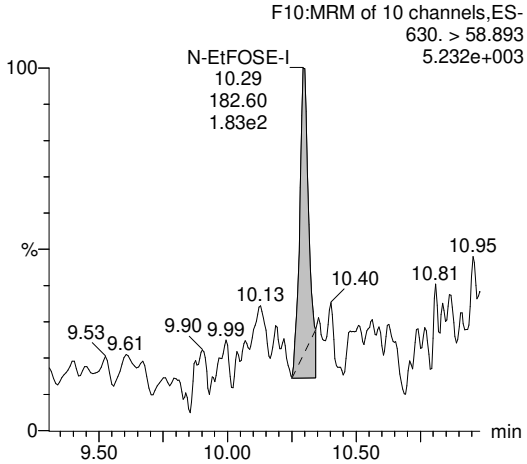

N-EtFOSE-II

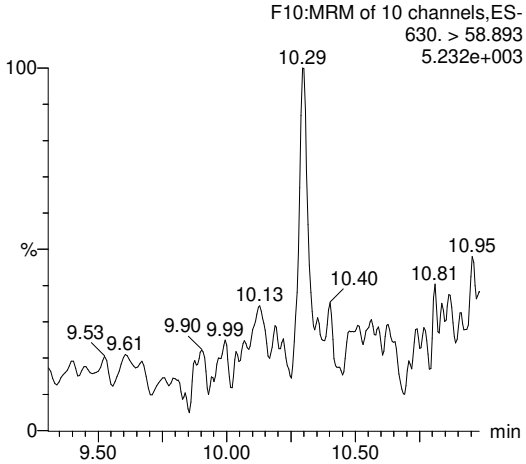

N-EtFOSE-III

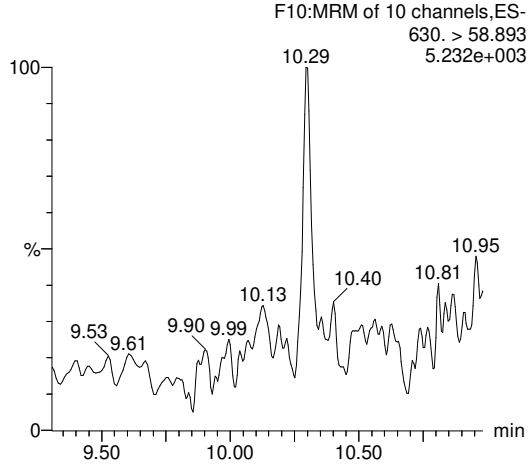

N-EtFOSE-SUM

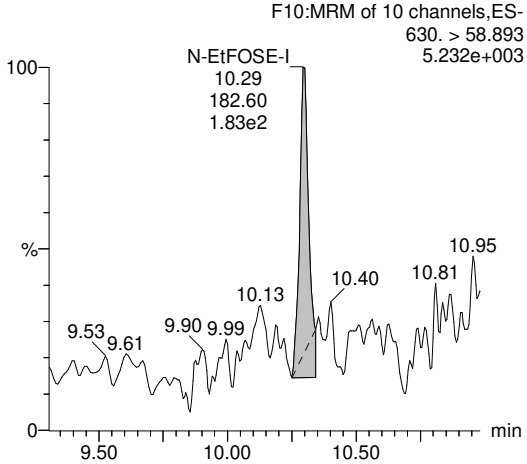

N-EtFOSE

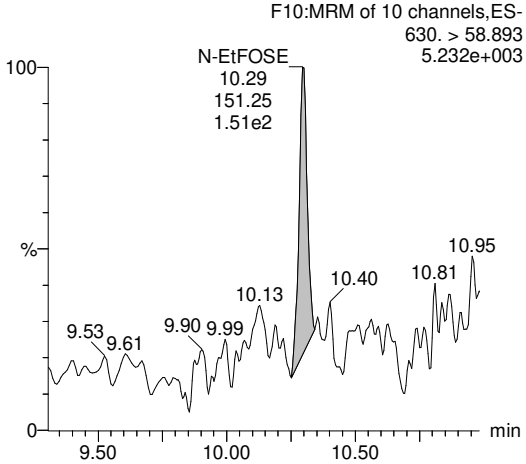

PV by TCH, SV by BRA 13-Jan-22, Conc. & LOD unit = ng for Inst QC, ng/mL for SPM, ng/L for samples

Quantify Sample Report **MassLynx MassLynx V4.1 SCN909**
SGS Axys Analytical Services, Ltd.

Dataset: G:\Masslynx\Inst_L\PFAS\quanfile\FC2L_008-b.qld

Last Altered: Tuesday, January 11, 2022 20:21:00 Pacific Standard Time
Printed: Thursday, January 13, 2022 14:33:45 Pacific Standard Time

ID: L36271-1,,, Name: FC2L_008S27, Description: 1,WG79609,2/4000uL, Date: 11-Jan-2022, Time: 02:54:36

HFPO-DA

FC2L_008S27 Smooth(SG,3x1) F2:MRM of 24 channels,ES-
1,WG79609,2/4000uL L36271-1,, 284.8894 > 168.9079
5.886e+002

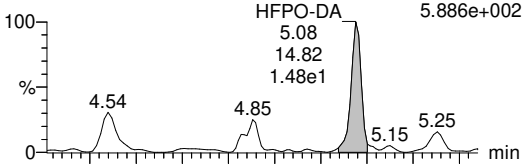

FC2L_008S27 Smooth(SG,3x1) F2:MRM of 24 channels,ES-
1,WG79609,2/4000uL L36271-1,, 284.8894 > 184.9131
8.546e+002

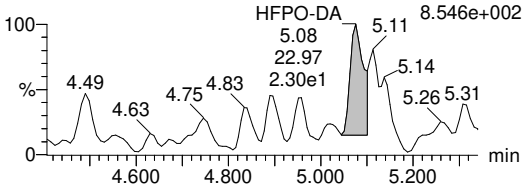

ADONA

FC2L_008S27 Smooth(SG,3x1) F13:MRM of 7 channels,ES-
1,WG79609,2/4000uL L36271-1,, 376.88 > 250.937
1.107e+002

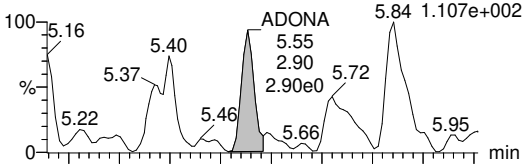

FC2L_008S27 Smooth(SG,3x1) F13:MRM of 7 channels,ES-
1,WG79609,2/4000uL L36271-1,, 376.88 > 84.832
7.997e+001

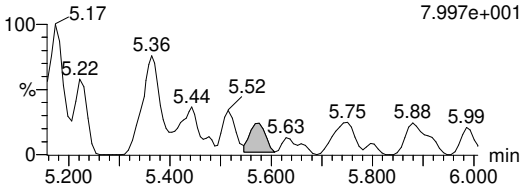

9Cl-PF3ONS

FC2L_008S27 Smooth(SG,3x1) F5:MRM of 15 channels,ES-
1,WG79609,2/4000uL L36271-1,, 530.807 > 350.967
1.662e+002

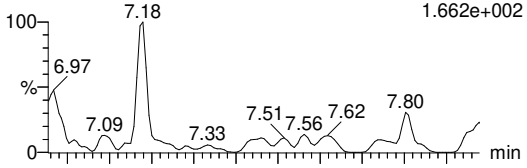

FC2L_008S27 Smooth(SG,3x1) F5:MRM of 15 channels,ES-
1,WG79609,2/4000uL L36271-1,, 532.804 > 352.947
5.088e+002

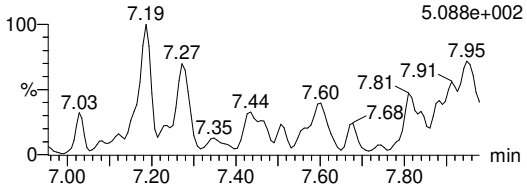

11Cl-PF3OUdS

F11:MRM of 11 channels,ES-
630.865 > 450.902
2.910e+002

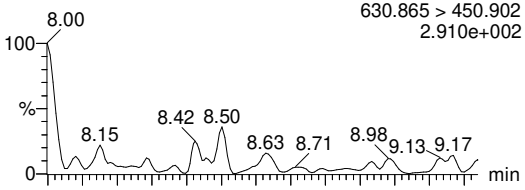

F11:MRM of 11 channels,ES-
632.868 > 452.91
4.069e+002

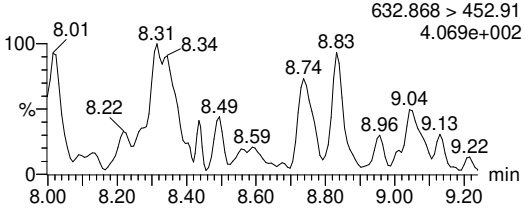

3:3 FTCA

FC2L_008S27 Smooth(SG,3x1) F14:MRM of 8 channels,ES-
1,WG79609,2/4000uL L36271-1,, 241 > 177
6.571e+002

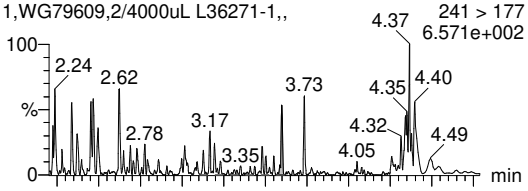

FC2L_008S27 Smooth(SG,3x1) F14:MRM of 8 channels,ES-
1,WG79609,2/4000uL L36271-1,, 241 > 117
1.967e+003

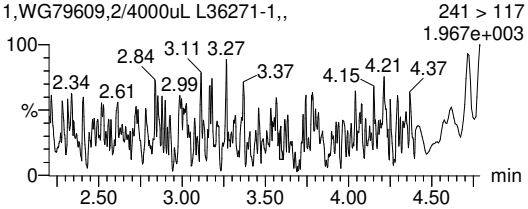

5:3 FTCA

FC2L_008S27 Smooth(SG,3x1) F2:MRM of 24 channels,ES-
1,WG79609,2/4000uL L36271-1,, 341 > 237.1
1.715e+003

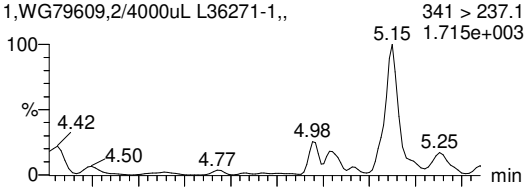

FC2L_008S27 Smooth(SG,3x1) F2:MRM of 24 channels,ES-
1,WG79609,2/4000uL L36271-1,, 341 > 217
9.700e+003

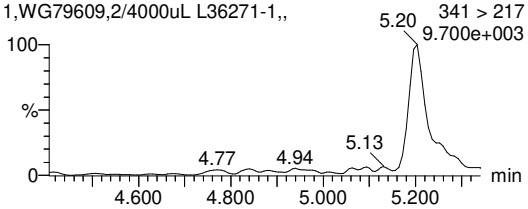

PV by TCH, SV by BRA 13-Jan-22, Conc. & LOD unit = ng for Inst QC, ng/mL for SPM, ng/L for samples

Quantify Sample Report **MassLynx MassLynx V4.1 SCN909**
SGS Axys Analytical Services, Ltd.

Dataset: G:\Masslynx\Inst_L\PFAS\quanfile\FC2L_008-b.qld

Last Altered: Tuesday, January 11, 2022 20:21:00 Pacific Standard Time
Printed: Thursday, January 13, 2022 14:33:45 Pacific Standard Time

ID: L36271-1,,, Name: FC2L_008S27, Description: 1,WG79609,2/4000uL, Date: 11-Jan-2022, Time: 02:54:36

7:3 FTCA

FC2L_008S27 Smooth(SG,3x1) F3:MRM of 12 channels,ES-
1,WG79609,2/4000uL L36271-1,, 441 > 316.9
2.367e+003

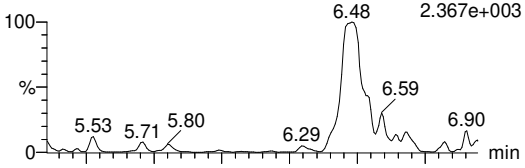

FC2L_008S27 Smooth(SG,3x1) F3:MRM of 12 channels,ES-
1,WG79609,2/4000uL L36271-1,, 441 > 336.9
4.293e+003

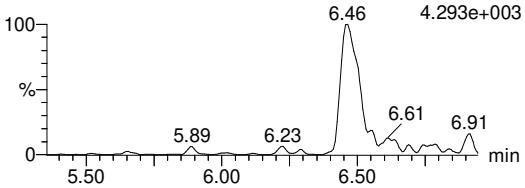

PFEESA

FC2L_008S27 Smooth(SG,3x1) F2:MRM of 24 channels,ES-
1,WG79609,2/4000uL L36271-1,, 314.8 > 134.9
1.449e+002

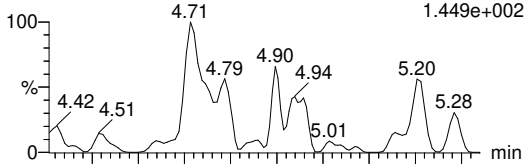

FC2L_008S27 Smooth(SG,3x1) F2:MRM of 24 channels,ES-
1,WG79609,2/4000uL L36271-1,, 314.8 > 82.9
1.678e+003

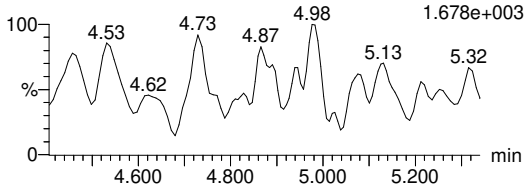

PFMPA

FC2L_008S27 Smooth(SG,5x1) F14:MRM of 8 channels,ES-
1,WG79609,2/4000uL L36271-1,, 229.013 > 84.9
2.245e+003

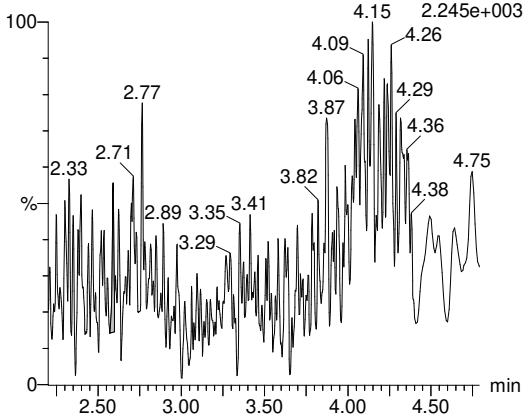

PFMBA

FC2L_008S27 Smooth(SG,3x1) F14:MRM of 8 channels,ES-
1,WG79609,2/4000uL L36271-1,, 279 > 85.1
4.218e+002

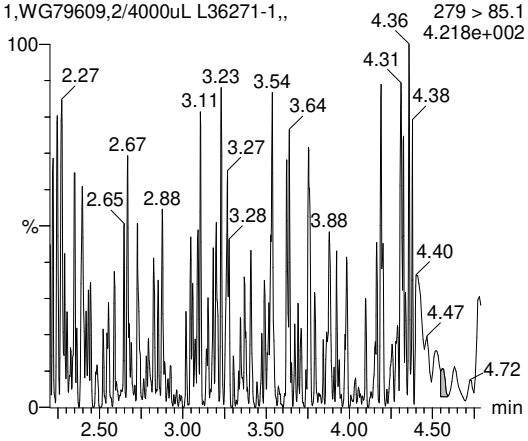

NFDHA

FC2L_008S27 Smooth(SG,3x1) F2:MRM of 24 channels,ES-
1,WG79609,2/4000uL L36271-1,, 295 > 201
1.012e+002

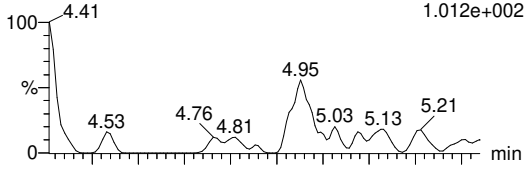

FC2L_008S27 Smooth(SG,3x1) F2:MRM of 24 channels,ES-
1,WG79609,2/4000uL L36271-1,, 295 > 84.9
2.957e+002

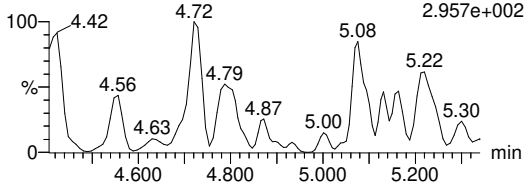

13C4-PFBA

FC2L_008S27 Smooth(SG,3x1) F1:MRM of 3 channels,ES-
1,WG79609,2/4000uL L36271-1,, 216.776 > 171.928
1.847e+006

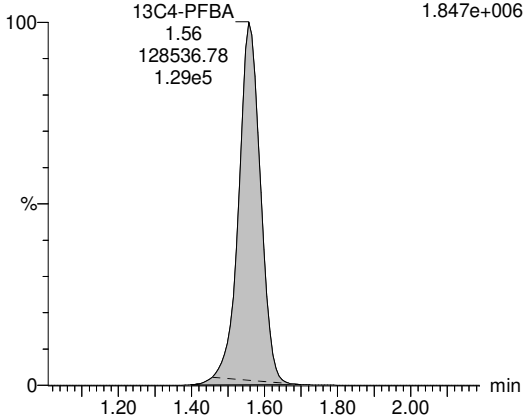

PV by TCH, SV by BRA 13-Jan-22, Conc. & LOD unit = ng for Inst QC, ng/mL for SPM, ng/L for samples

Quantify Sample Report **MassLynx MassLynx V4.1 SCN909**
SGS Axys Analytical Services, Ltd.

Dataset: G:\Masslynx\Inst_L\PFAS\quanfile\FC2L_008-b.qld

Last Altered: Tuesday, January 11, 2022 20:21:00 Pacific Standard Time
Printed: Thursday, January 13, 2022 14:33:45 Pacific Standard Time

ID: L36271-1,,, Name: FC2L_008S27, Description: 1,WG79609,2/4000uL, Date: 11-Jan-2022, Time: 02:54:36

13C5-PFPeA

FC2L_008S27 Smooth(SG,3x1) F14:MRM of 8 channels,ES-
1,WG79609,2/4000uL L36271-1,, 268.16 > 223.035
1.062e+006

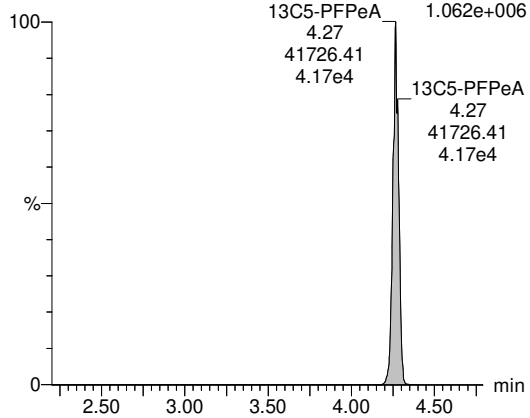

13C5-PFHxA

FC2L_008S27 Smooth(SG,3x1) F2:MRM of 24 channels,ES-
1,WG79609,2/4000uL L36271-1,, 318.029 > 272.993
6.878e+005

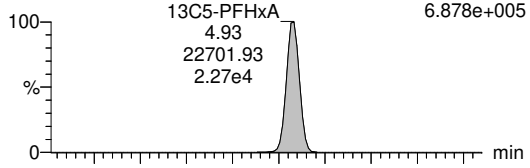

FC2L_008S27 Smooth(SG,3x1) F2:MRM of 24 channels,ES-
1,WG79609,2/4000uL L36271-1,, 318.029 > 120.341
2.942e+004

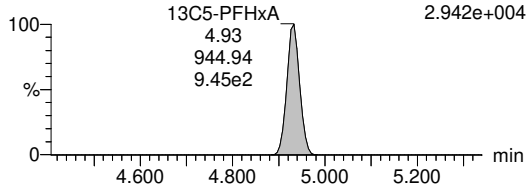

13C4-PFHpA

FC2L_008S27 Smooth(SG,3x1) F13:MRM of 7 channels,ES-
1,WG79609,2/4000uL L36271-1,, 367.086 > 322.004
7.090e+005

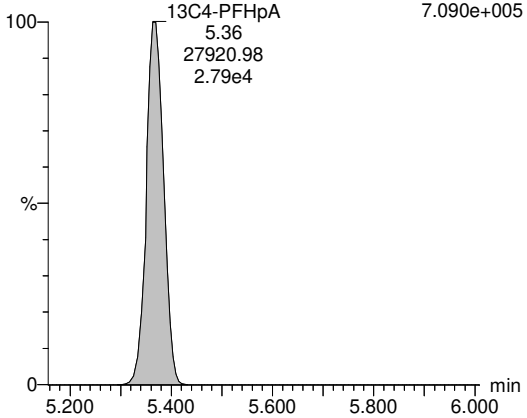

13C8-PFOA

FC2L_008S27 Smooth(SG,3x1) F3:MRM of 12 channels,ES-
1,WG79609,2/4000uL L36271-1,, 421.096 > 376.022
4.912e+005

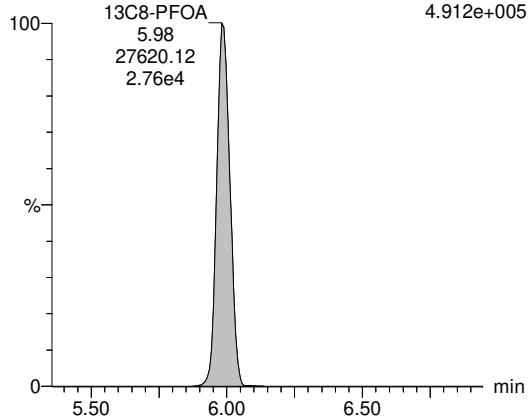

13C9-PFNA

FC2L_008S27 Smooth(SG,3x1) F4:MRM of 7 channels,ES-
1,WG79609,2/4000uL L36271-1,, 472.096 > 427.014
2.386e+005

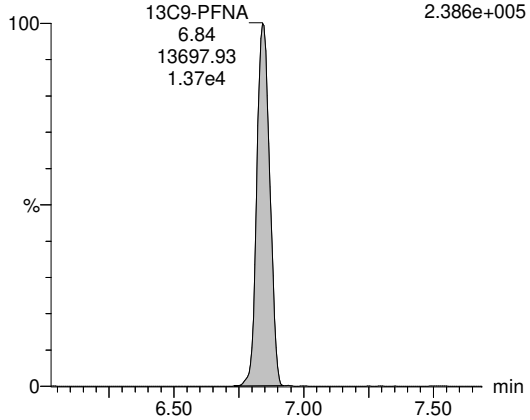

13C6-PFDA

FC2L_008S27 Smooth(SG,3x1) F5:MRM of 15 channels,ES-
1,WG79609,2/4000uL L36271-1,, 519.147 > 474.058
2.940e+005

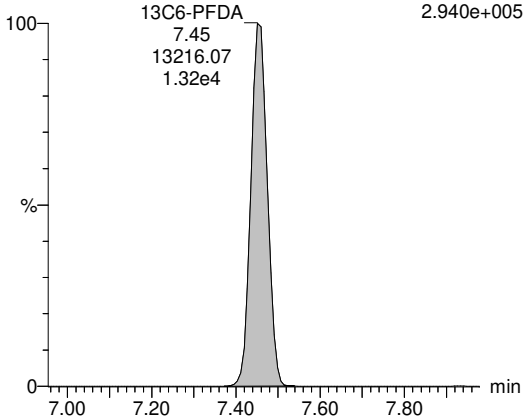

PV by TCH, SV by BRA 13-Jan-22, Conc. & LOD unit = ng for Inst QC, ng/mL for SPM, ng/L for samples

Quantify Sample Report **MassLynx MassLynx V4.1 SCN909**
SGS Axys Analytical Services, Ltd.

Dataset: G:\Masslynx\Inst_L\PFAS\quanfile\FC2L_008-b.qld

Last Altered: Tuesday, January 11, 2022 20:21:00 Pacific Standard Time
Printed: Thursday, January 13, 2022 14:33:45 Pacific Standard Time

ID: L36271-1,,, Name: FC2L_008S27, Description: 1,WG79609,2/4000uL, Date: 11-Jan-2022, Time: 02:54:36

13C7-PFUnA

FC2L_008S27 Smooth(SG,3x1) F9:MRM of 5 channels,ES-
1,WG79609,2/4000uL L36271-1,, 570.019 > 525.05
3.983e+005

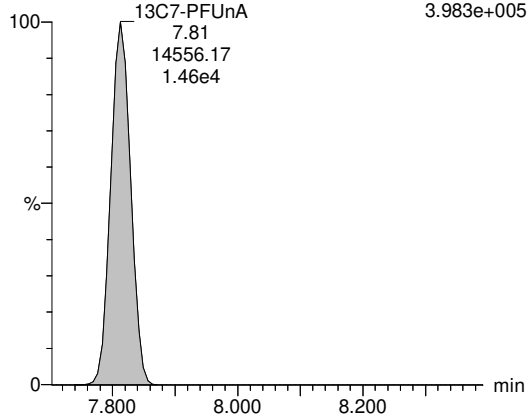

13C2-PFDoA

F11:MRM of 11 channels,ES-
615.127 > 570.013
2.937e+005

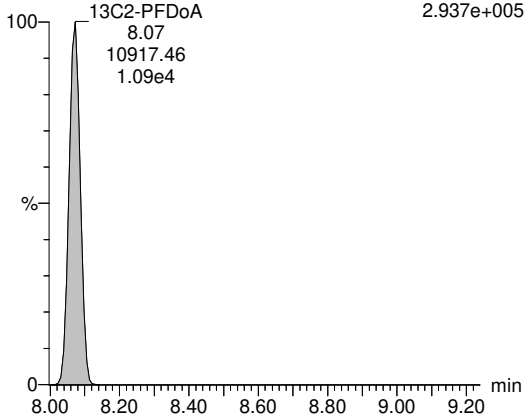

13C2-PFTeDA

FC2L_008S27 Smooth(SG,3x1) F8:MRM of 5 channels,ES-
1,WG79609,2/4000uL L36271-1,, 715.057 > 670.026
1.824e+005

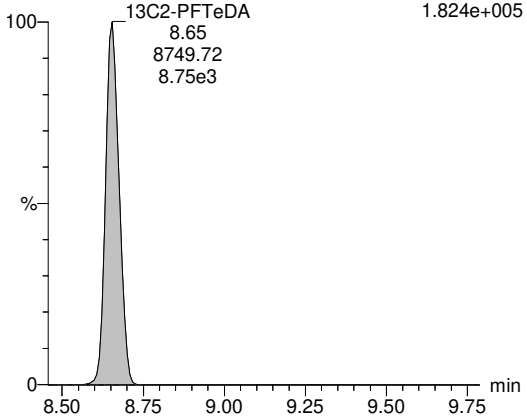

13C3-PFBS

FC2L_008S27 Smooth(SG,3x1) F2:MRM of 24 channels,ES-
1,WG79609,2/4000uL L36271-1,, 302.056 > 79.865
5.153e+005

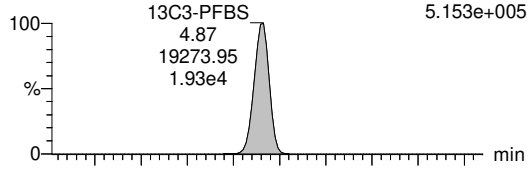

FC2L_008S27 Smooth(SG,3x1) F2:MRM of 24 channels,ES-
1,WG79609,2/4000uL L36271-1,, 302.056 > 98.875
1.922e+005

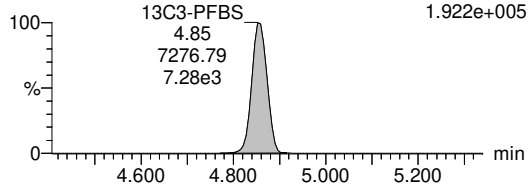

13C3-PFHxS

FC2L_008S27 Smooth(SG,3x1) F3:MRM of 12 channels,ES-
1,WG79609,2/4000uL L36271-1,, 402.114 > 79.858
2.864e+005

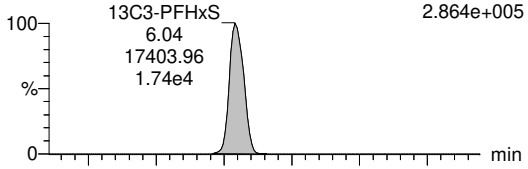

FC2L_008S27 Smooth(SG,3x1) F3:MRM of 12 channels,ES-
1,WG79609,2/4000uL L36271-1,, 402.114 > 98.801
1.294e+005

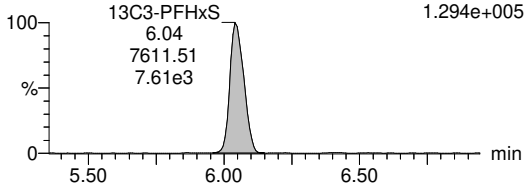

13C8-PFOS

FC2L_008S27 Smooth(SG,3x1) F5:MRM of 15 channels,ES-
1,WG79609,2/4000uL L36271-1,, 507.124 > 79.858
3.733e+005

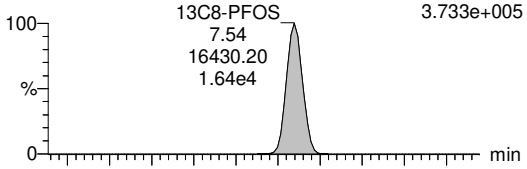

FC2L_008S27 Smooth(SG,3x1) F5:MRM of 15 channels,ES-
1,WG79609,2/4000uL L36271-1,, 507.124 > 98.867
1.687e+005

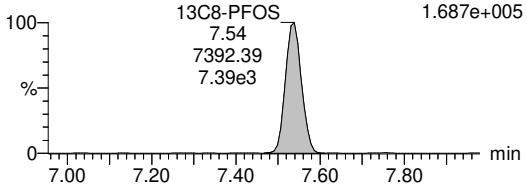

PV by TCH, SV by BRA 13-Jan-22, Conc. & LOD unit = ng for Inst QC, ng/mL for SPM, ng/L for samples

Quantify Sample Report **MassLynx MassLynx V4.1 SCN909**
SGS Axys Analytical Services, Ltd.

Dataset: G:\Masslynx\Inst_L\PFAS\quanfile\FC2L_008-b.qld

Last Altered: Tuesday, January 11, 2022 20:21:00 Pacific Standard Time
Printed: Thursday, January 13, 2022 14:33:45 Pacific Standard Time

ID: L36271-1,,, Name: FC2L_008S27, Description: 1,WG79609,2/4000uL, Date: 11-Jan-2022, Time: 02:54:36

13C2-4:2 FTS

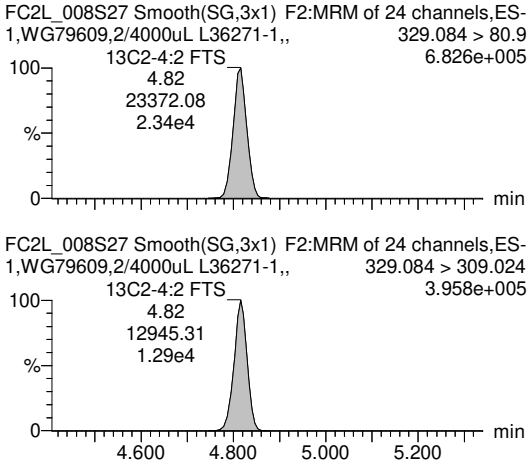

13C2-6:2 FTS

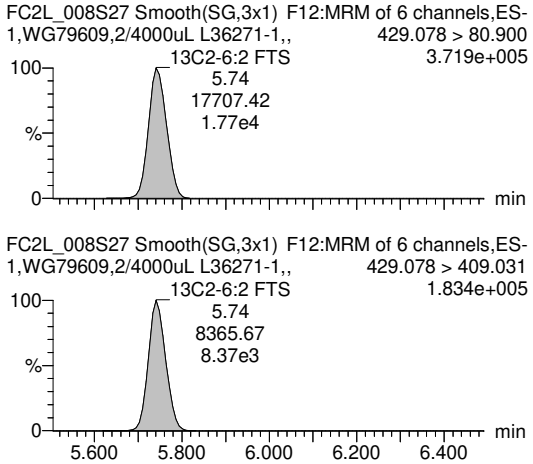

13C2-8:2 FTS

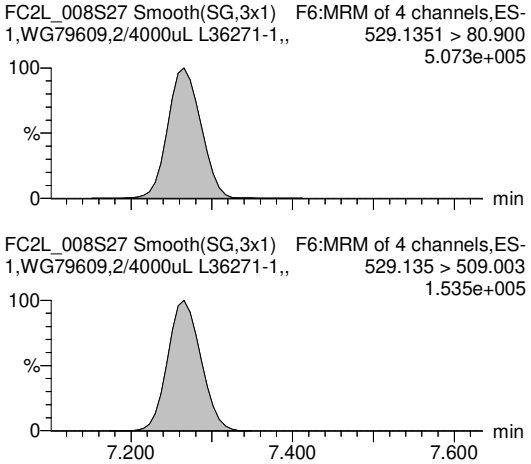

13C8-PFOSA

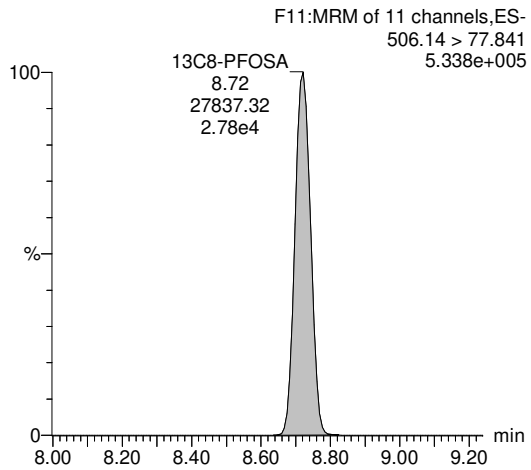

D3-N-MeFOSA

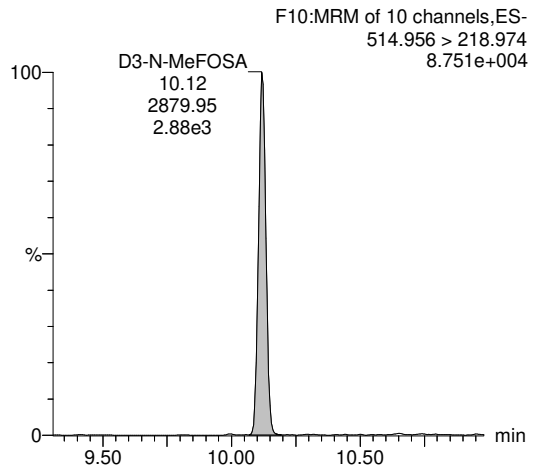

D5-N-EtFOSA

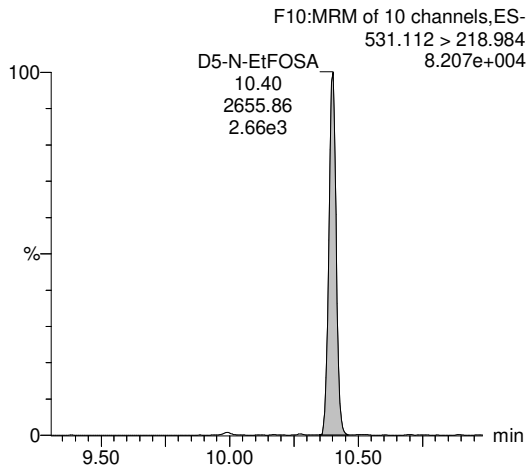

PV by TCH, SV by BRA 13-Jan-22, Conc. & LOD unit = ng for Inst QC, ng/mL for SPM, ng/L for samples

Quantify Sample Report **MassLynx MassLynx V4.1 SCN909**
SGS Axys Analytical Services, Ltd.

Dataset: G:\Masslynx\Inst_L\PFAS\quanfile\FC2L_008-b.qld

Last Altered: Tuesday, January 11, 2022 20:21:00 Pacific Standard Time
Printed: Thursday, January 13, 2022 14:33:45 Pacific Standard Time

ID: L36271-1,,, Name: FC2L_008S27, Description: 1,WG79609,2/4000uL, Date: 11-Jan-2022, Time: 02:54:36

D3-MeFOSAA

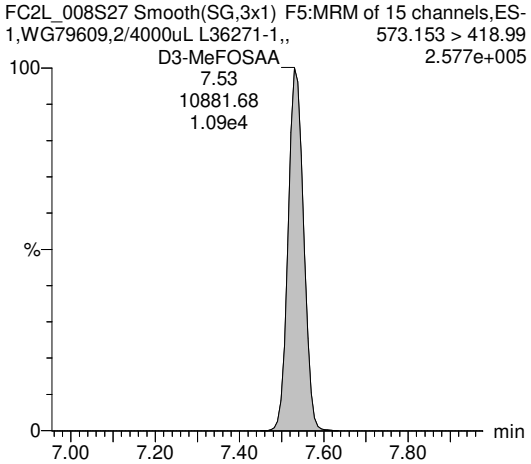

D5-EtFOSAA

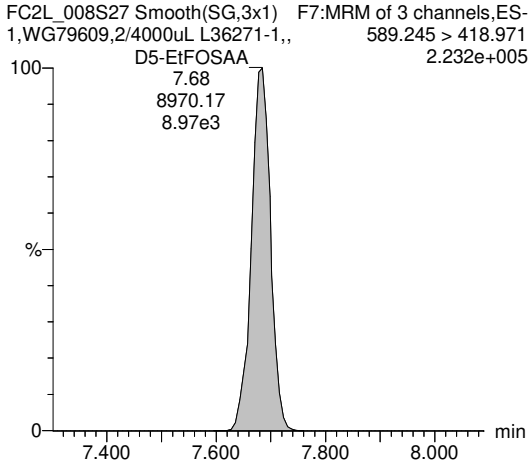

D7-N-MeFOSE

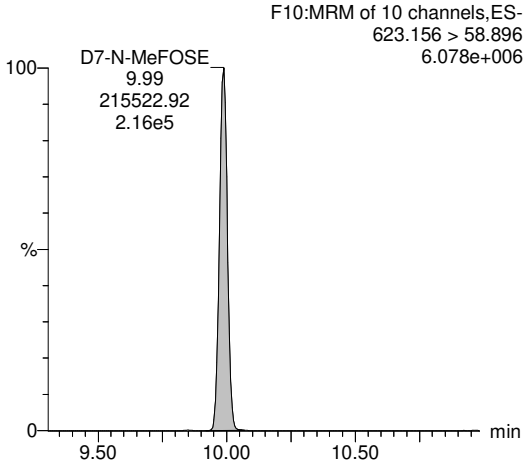

D9-N-EtFOSE

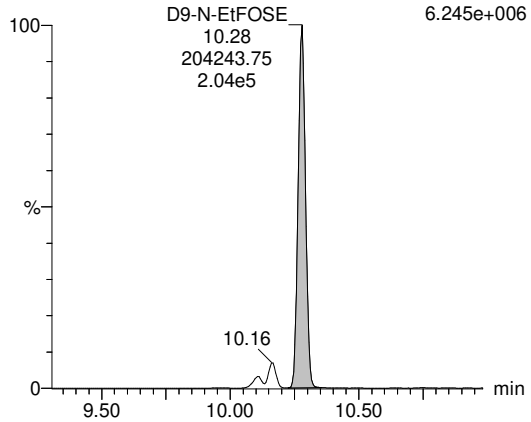

13C3-HFPO-DA

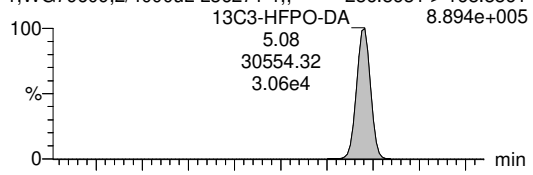

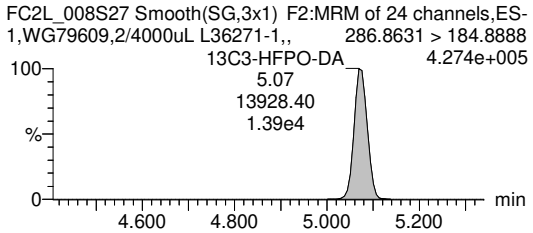

13C3-PFBA

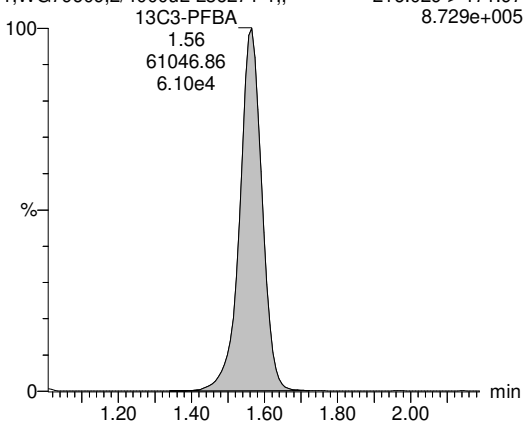

PV by TCH, SV by BRA 13-Jan-22, Conc. & LOD unit = ng for Inst QC, ng/mL for SPM, ng/L for samples

Quantify Sample Report **MassLynx MassLynx V4.1 SCN909**
SGS Axys Analytical Services, Ltd.

Dataset: G:\Masslynx\Inst_L\PFAS\quanfile\FC2L_008-b.qld

Last Altered: Tuesday, January 11, 2022 20:21:00 Pacific Standard Time
Printed: Thursday, January 13, 2022 14:33:45 Pacific Standard Time

ID: L36271-1,,, Name: FC2L_008S27, Description: 1,WG79609,2/4000uL, Date: 11-Jan-2022, Time: 02:54:36

13C2-PFHxA

FC2L_008S27 Smooth(SG,3x1) F2:MRM of 24 channels,ES-
1,WG79609,2/4000uL L36271-1,, 315.083 > 269.984
9.686e+005

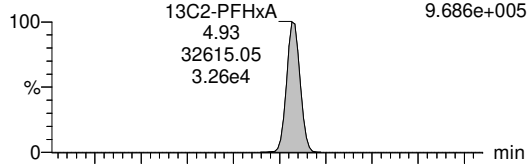

FC2L_008S27 Smooth(SG,3x1) F2:MRM of 24 channels,ES-
1,WG79609,2/4000uL L36271-1,, 315.083 > 119.359
3.323e+004

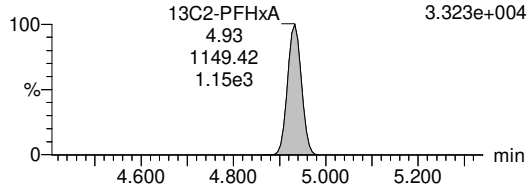

13C4-PFOA

FC2L_008S27 Smooth(SG,3x1) F3:MRM of 12 channels,ES-
1,WG79609,2/4000uL L36271-1,, 417.083 > 171.95
1.550e+005

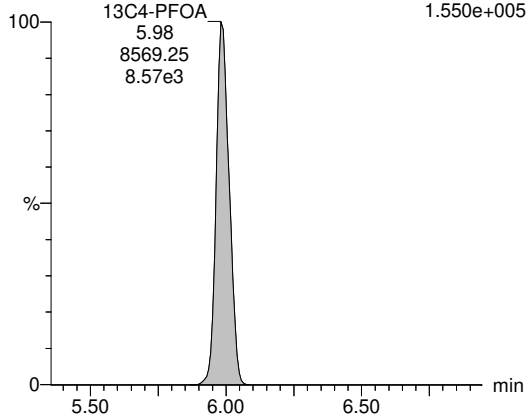

13C5-PFNA

FC2L_008S27 Smooth(SG,3x1) F4:MRM of 7 channels,ES-
1,WG79609,2/4000uL L36271-1,, 468.019 > 423.008
2.480e+005

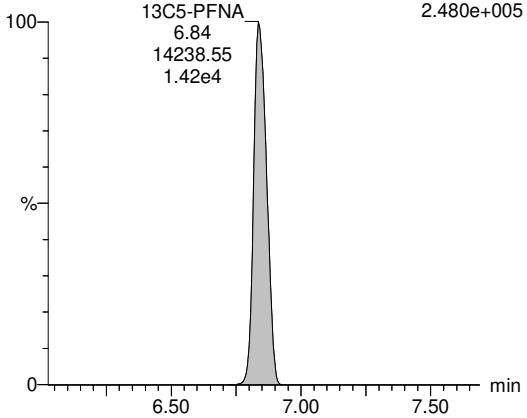

13C2-PFDA

FC2L_008S27 Smooth(SG,3x1) F5:MRM of 15 channels,ES-
1,WG79609,2/4000uL L36271-1,, 515.134 > 470.05
3.240e+005

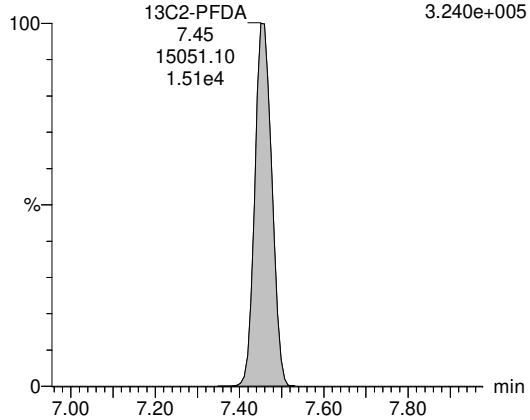

18O2-PFHxS

FC2L_008S27 Smooth(SG,3x1) F3:MRM of 12 channels,ES-
1,WG79609,2/4000uL L36271-1,, 402.984 > 83.895
2.847e+005

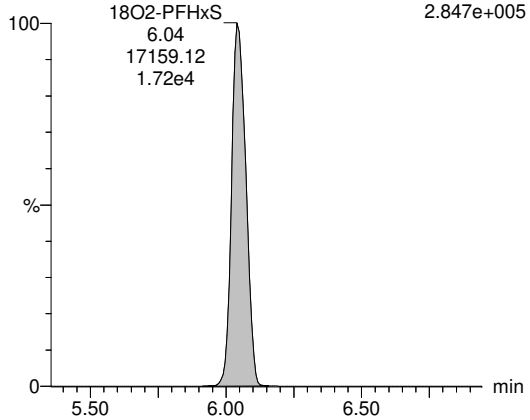

13C4-PFOS

FC2L_008S27 Smooth(SG,3x1) F5:MRM of 15 channels,ES-
1,WG79609,2/4000uL L36271-1,, 502.791 > 79.856
4.051e+005

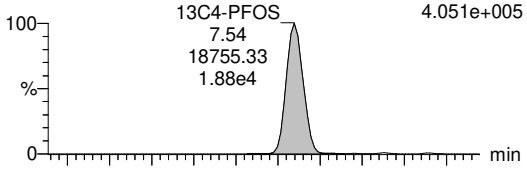

FC2L_008S27 Smooth(SG,3x1) F5:MRM of 15 channels,ES-
1,WG79609,2/4000uL L36271-1,, 502.791 > 98.864
1.950e+005

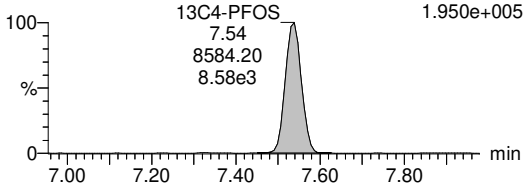

PV by TCH, SV by BRA 13-Jan-22, Conc. & LOD unit = ng for Inst QC, ng/mL for SPM, ng/L for samples

Quantify Sample Report **MassLynx MassLynx V4.1 SCN909**
SGS Axys Analytical Services, Ltd.

Dataset: G:\Masslynx\Inst_L\PFAS\quanfile\FC2L_008-b.qld

Last Altered: Tuesday, January 11, 2022 20:21:00 Pacific Standard Time
Printed: Thursday, January 13, 2022 14:33:45 Pacific Standard Time

ID: L36271-1,,, Name: FC2L_008S27, Description: 1,WG79609,2/4000uL, Date: 11-Jan-2022, Time: 02:54:36

13C2-D4-6:2 FTS

FC2L_008S27 Smooth(SG,3x1) F12:MRM of 6 channels,ES-
1,WG79609,2/4000uL L36271-1,, 432.904 > 81.901
13C2-D4-6:2 FTS 4.402e+005
5.73
21287.43
2.13e4



FC2L_008S27 Smooth(SG,3x1) F12:MRM of 6 channels,ES-
1,WG79609,2/4000uL L36271-1,, 432.904 > 411.943
13C2-D4-6:2 FTS 1.549e+005
5.73
7607.84
7.61e3

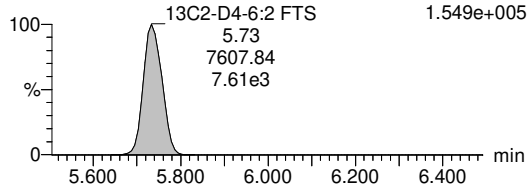

PV by TCH, SV by BRA 13-Jan-22, Conc. & LOD unit = ng for Inst QC, ng/mL for SPM, ng/L for samples

Quantify Sample Report **MassLynx MassLynx V4.1 SCN909**
SGS Axys Analytical Services, Ltd.

Dataset: G:\Masslynx\Inst_L\PFAS\quanfile\FC2L_008-b.qld

Last Altered: Tuesday, January 11, 2022 20:21:00 Pacific Standard Time
Printed: Thursday, January 13, 2022 14:33:45 Pacific Standard Time

ID: L36271-1,,, Name: FC2L_008S27, Description: 1,WG79609,2/4000uL, Date: 11-Jan-2022, Time: 02:54:36

#	IS#	Name	RT	Area	Confirm. Ion Area	IS Area	Std. Conc	Conc.	LOD	%Rec	Ratio (Pr...	Ratio	Ratio Fail(Y...	S/N	Noi...	IS Height	Samp. size	F2	Fla...
1	84	PFBA				128537			0.0994						669	1844564	0.437	1.0	
2	85	PFPeA	4.28	95		41726		0.086	0.1559					3	1456	1062350	0.437	1.0	MM
3	86	PFHxA	4.91	102	20	22702		0.097	0.1288		4.85	5.19	NO	2	1368	687463	0.437	1.0	MM
4	87	PFHpA				27921			0.0621		2.16				702	708646	0.437	1.0	
5	88	PFOA-I				27620			0.1862		1.96				1948	491186	0.437	1.0	
6	88	PFOA-II				27620			0.1862		0.00				1948	491186	0.437	1.0	
7	88	PFOA-III				27620			0.1862		0.00				1948	491186	0.437	1.0	
8	88	PFOA-IV				27620			0.1862		0.00				1948	491186	0.437	1.0	
9		PFOA-SUM		0		27620									1948	491186	0.437	1.0	
10	88	PFOA				27620			0.1862		1.96				1948	491186	0.437	1.0	
11	89	PFNA-I				13698			0.1009		2.85				717	238346	0.437	1.0	
12	89	PFNA-II				13698			0.1009		0.00				717	238346	0.437	1.0	
13	89	PFNA-III				13698			0.1009		0.00				717	238346	0.437	1.0	
14		PFNA-SUM		0		13698									717	238346	0.437	1.0	
15	89	PFNA				13698			0.1009		2.85				717	238346	0.437	1.0	
16	90	PFDA	7.45	73	9	13216		0.075	0.0941		3.07	7.70	YES	3	674	293946	0.437	1.0	MM
17	91	PFUnA				14556			0.1429		4.31				1264	398211	0.437	1.0	
18	92	PFDoA				10917			0.0765		7.42				702	293499	0.437	1.0	
19	M...	PFTrDA				9834			0.1066		3.08				604	237928	0.437	1.0	
20	93	PFTeDA	8.68	59	24	8750		0.103	0.1371		2.82	2.48	NO	2	543	182356	0.437	1.0	MM
21	94	PFBS				19274			0.0054		2.59				46	515170	0.437	1.0	
22	95	PFPeS	5.38	3	12	17404		0.004	0.0023		2.24	0.25	YES	13	9	285924	0.437	1.0	MM
23	95	PFHxS-I	6.06	74	52	17404		0.083	0.0027		2.37	1.43	NO	102	13	285924	0.437	1.0	bb
24	95	PFHxS-II				17404			0.0027		3.26				13	285924	0.437	1.0	
25	95	PFHxS-III				17404			0.0027		2.72				13	285924	0.437	1.0	
26		PFHxS-SUM		74		17404		0.083	0.0027						13	285924	0.437	1.0	
27	95	PFHxS	6.06	74	52	17404		0.083	0.0027		2.40	1.43	NO	102	13	285924	0.437	1.0	bb
28	96	PFHpS	6.94	0	9	16430		0.000	0.0100		2.12	0.04	YES	0	59	373217	0.437	1.0	db
29	96	PFOS-I	7.54	57	14	16430		0.064	0.0627		2.42	4.10	YES	2	423	373217	0.437	1.0	MM
30	96	PFOS-II	7.40	16	16	16430		0.018	0.0627		2.75	1.01	YES	1	423	373217	0.437	1.0	MM
31	96	PFOS-III				16430			0.0627		8.19				423	373217	0.437	1.0	
32	96	PFOS-IV	7.15	48		16430		0.053	0.0627		2.14			3	423	373217	0.437	1.0	MM
33		PFOS-SUM		121		16430		0.135	0.1880						423	373217	0.437	1.0	
34	96	PFOS	7.29	28	14	16430		0.031	0.0627		2.54	1.97	NO	2	423	373217	0.437	1.0	db
35	96	PFNS	7.89	17	7	16430		0.020	0.0132		2.36	2.34	NO	6	84	373217	0.437	1.0	MM

PV by TCH, SV by BRA 13-Jan-22, Conc. & LOD unit = ng for Inst QC, ng/mL for SPM, ng/L for samples

Quantify Sample Report **MassLynx MassLynx V4.1 SCN909**
SGS Axys Analytical Services, Ltd.

Dataset: G:\Masslynx\Inst_L\PFAS\quanfile\FC2L_008-b.qld

Last Altered: Tuesday, January 11, 2022 20:21:00 Pacific Standard Time
Printed: Thursday, January 13, 2022 14:33:45 Pacific Standard Time

ID: L36271-1,,, Name: FC2L_008S27, Description: 1,WG79609,2/4000uL, Date: 11-Jan-2022, Time: 02:54:36

#	IS#	Name	RT	Area	Confirm. Ion Area	IS Area	Std. Conc	Conc.	LOD	%Rec	Ratio (Pr...	Ratio	Ratio Fail(Y...	S/N	Noi...	IS Height	Samp. size	F2	Fla...
36	96	PFDS	8.12	40	4	16430		0.050	0.0055		2.36	8.94	YES	34	34	373217	0.437	1.0	MM
37	96	PFDoS				16430			0.0023		2.24				11	373217	0.437	1.0	
38	97	4:2 FTS	4.84	4	22	23372		0.015	0.0063		0.43	0.16	YES	5	15	682362	0.437	1.0	MM
39	98	6:2 FTS	5.72	6	47	17707		0.029	0.0110		0.44	0.12	YES	12	15	371728	0.437	1.0	MM
40	99	8:2 FTS	7.26	3	0	23912		0.022	0.0587		0.57	9.50	YES	1	58	507274	0.437	1.0	db
41	100	PFOSA-I	8.72	65		27837		0.054	0.0111					13	85	533676	0.437	1.0	MM
42	100	PFOSA-II	8.53	9		27837		0.007	0.0111					1	85	533676	0.437	1.0	MM
43		PFOSA-SUM		74		27837		0.061	0.0221						85	533676	0.437	1.0	
44	100	PFOSA	8.72	65		27837		0.054	0.0111					13	85	533676	0.437	1.0	bb
45	101	N-MeFOSA-I	10.13	2	1	2880		0.013	0.0060		0.55	1.38	YES	7	9	87442	0.437	1.0	MM
46	101	N-MeFOSA-II	9.98	8	7	2880		0.059	0.0060		1.14	1.22	NO	18	9	87442	0.437	1.0	MM
47		N-MeFOSA-SUM		10		2880		0.071	0.0121						9	87442	0.437	1.0	
48	101	N-MeFOSA				2880			0.0060		0.53				9	87442	0.437	1.0	
49	102	N-EtFOSA-I	10.41	3	7	2656		0.020	0.0255		0.55	0.37	NO	3	37	82010	0.437	1.0	MM
50	102	N-EtFOSA-II	10.26	9	11	2656		0.063	0.0255		1.28	0.82	NO	6	37	82010	0.437	1.0	bb
51		N-EtFOSA-SUM		11		2656		0.082	0.0511						37	82010	0.437	1.0	
52	102	N-EtFOSA	10.41	3	9	2656		0.019	0.0255		0.53	0.28	NO	3	37	82010	0.437	1.0	bb
53	103	MeFOSAA-I				10882			0.0151		2.01				24	257646	0.437	1.0	
54	103	MeFOSAA-II				10882			0.0151		1.84				24	257646	0.437	1.0	
55	103	MeFOSAA-III				10882			0.0151		0.29				24	257646	0.437	1.0	
56		MeFOSAA-SUM		0		10882									24	257646	0.437	1.0	
57	103	MeFOSAA	7.15	1	1	10882		0.007	0.0151		1.87	1.17	NO	2	24	257646	0.437	1.0	bb
58	104	EtFOSAA-I				8970			0.0127		1.24				16	223173	0.437	1.0	
59	104	EtFOSAA-II	7.59	0	0	8970		0.002	0.0127		0.34	0.80	YES	1	16	223173	0.437	1.0	MM
60	104	EtFOSAA-III				8970			0.0127		0.63				16	223173	0.437	1.0	
61		EtFOSAA-SUM		0		8970		0.002	0.0127						16	223173	0.437	1.0	
62	104	EtFOSAA				8970			0.0127		1.09				16	223173	0.437	1.0	
63	105	N-MeFOSE-I	10.00	96		215523		0.093	0.0301					8	293	6072625	0.437	1.0	MM
64	105	N-MeFOSE-II				215523			0.0301						293	6072625	0.437	1.0	
65	105	N-MeFOSE-III				215523			0.0301						293	6072625	0.437	1.0	
66		N-MeFOSE-SUM		96		215523		0.093	0.0301						293	6072625	0.437	1.0	
67	105	N-MeFOSE				215523			0.0301						293	6072625	0.437	1.0	
68	106	N-EtFOSE-I	10.29	183		204244		0.172	0.0558					7	603	6237734	0.437	1.0	MM
69	106	N-EtFOSE-II				204244			0.0558						603	6237734	0.437	1.0	
70	106	N-EtFOSE-III				204244			0.0558						603	6237734	0.437	1.0	

PV by TCH, SV by BRA 13-Jan-22, Conc. & LOD unit = ng for Inst QC, ng/mL for SPM, ng/L for samples

Quantify Sample Report **MassLynx MassLynx V4.1 SCN909**
SGS Axys Analytical Services, Ltd.

Dataset: G:\Masslynx\Inst_L\PFAS\quanfile\FC2L_008-b.qld

Last Altered: Tuesday, January 11, 2022 20:21:00 Pacific Standard Time
Printed: Thursday, January 13, 2022 14:33:45 Pacific Standard Time

ID: L36271-1,,, Name: FC2L_008S27, Description: 1,WG79609,2/4000uL, Date: 11-Jan-2022, Time: 02:54:36

#	IS#	Name	RT	Area	Confirm. Ion Area	IS Area	Std. Conc	Conc.	LOD	%Rec	Ratio (Pr...	Ratio	Ratio Fail(Y...	S/N	Noi...	IS Height	Samp. size	F2	Fla...
71		N-EtFOSE-SUM		183		204244		0.172	0.0558						603	6237734	0.437	1.0	
72	106	N-EtFOSE	10.29	151		204244		0.143	0.0558					7	603	6237734	0.437	1.0	bb
73	107	HFPO-DA	5.08	15	23	30554		0.041	0.0084		2.87	0.65	YES	20	30	889228	0.437	1.0	MM
74	107	ADONA	5.55	3	1	30554		0.001	0.0009		1.08	4.56	YES	5	20	889228	0.437	1.0	MM
75	107	9Cl-PF3ONS				30554			0.0026		3.20				17	889228	0.437	1.0	
76	107	11Cl-PF3OUdS				30554			0.0127		3.13				44	889228	0.437	1.0	
77	85	3:3 FTCA	3.60	3	5	41726		0.043	0.1033		1.75	0.68	YES	5	66	1062350	0.437	1.0	MM
78	86	5:3 FTCA				22702			0.0978		1.20				168	687463	0.437	1.0	
79	86	7:3 FTCA				22702			0.1168		0.71				117	687463	0.437	1.0	
80	86	PFEESA				22702			0.0016		9.28				50	687463	0.437	1.0	
81	85	PFMPA	2.59	11		41726		0.007	0.0252					3	356	1062350	0.437	1.0	MM
82	85	PFMBA	4.56	1		41726		0.000	0.0050					0	94	1062350	0.437	1.0	MM
83	86	NFDHA				22702			0.0385		0.94				17	687463	0.437	1.0	
84	108	13C4-PFBA	1.56	128537		61047	40.000	84.451	0.0066	92.2				388...	47	871880	0.437	1.0	MM
85	109	13C5-PFPeA	4.27	41726		32615	20.000	35.644	0.5975	77.8				153	6922	968397	0.437	1.0	bb
86	109	13C5-PFHxA	4.93	22702	945	32615	10.000	22.795	0.0003	99.5	23.32	24.02	NO	212...	3	968397	0.437	1.0	bb
87	110	13C4-PFHpA	5.36	27921		8569	10.000	22.502	0.0101	98.3				9406	75	154974	0.437	1.0	bb
88	110	13C8-PFOA	5.98	27620		8569	10.000	19.805	0.0029	86.5				204...	24	154974	0.437	1.0	bb
89	111	13C9-PFNA	6.84	13698		14239	5.000	9.603	0.0092	83.9				3119	76	248009	0.437	1.0	bb
90	112	13C6-PFDA	7.45	13216		15051	5.000	9.992	0.0013	87.3				236...	12	323946	0.437	1.0	bb
91	112	13C7-PFUnA	7.81	14556		15051	5.000	10.142	0.0035	88.6				110...	36	323946	0.437	1.0	bb
92	112	13C2-PFDoA	8.07	10917		15051	5.000	8.836	0.0080	77.2				4151	71	323946	0.437	1.0	bb
93	112	13C2-PFTeDA	8.65	8750		15051	5.000	8.074	0.0047	70.5				5000	36	323946	0.437	1.0	MM
94	113	13C3-PFBS	4.87	19274	7277	17159	10.030	20.689	0.0038	90.1	2.73	2.65	NO	262...	20	284563	0.437	1.0	bb
95	113	13C3-PFHxS	6.04	17404	7612	17159	10.015	20.478	0.0025	89.3	2.38	2.29	NO	241...	12	284563	0.437	1.0	bb
96	114	13C8-PFOS	7.54	16430	7392	18755	10.062	22.093	0.0184	95.9	2.33	2.22	NO	3794	98	405124	0.437	1.0	bb
97	115	13C2-4:2 FTS	4.82	23372	12945	21287	20.168	45.937	0.0039	99.5	1.62	1.81	NO	496...	14	439980	0.437	1.0	bb
98	115	13C2-6:2 FTS	5.74	17707	8366	21287	19.998	41.942	0.0084	91.6	1.88	2.12	NO	151...	25	439980	0.437	1.0	bb
99	115	13C2-8:2 FTS	7.27	23912	7216	21287	20.040	35.799	0.0199	78.0	3.76	3.31	NO	5541	92	439980	0.437	1.0	bb
1...	114	13C8-PFOSA	8.72	27837		18755	10.000	18.707	0.0034	81.7				145...	37	405124	0.437	1.0	bb
1...	114	D3-N-MeFOSA	10.12	2880		18755	10.000	12.635	0.0443	55.2				1203	73	405124	0.437	1.0	db
1...	114	D5-N-EtFOSA	10.40	2656		18755	10.000	11.627	0.0181	50.8				2760	30	405124	0.437	1.0	bb
1...	115	D3-MeFOSAA	7.53	10882		21287	20.000	24.516	0.0108	53.5				7783	33	439980	0.437	1.0	bb
1...	115	D5-EtFOSAA	7.68	8970		21287	20.000	24.620	0.0054	53.7				164...	14	439980	0.437	1.0	bb
1...	114	D7-N-MeFOSE	9.99	215523		18755	100.000	142.180	0.0471	62.1				118...	514	405124	0.437	1.0	bb

PV by TCH, SV by BRA 13-Jan-22, Conc. & LOD unit = ng for Inst QC, ng/mL for SPM, ng/L for samples

Quantify Sample Report **MassLynx MassLynx V4.1 SCN909**
SGS Axys Analytical Services, Ltd.

Dataset: G:\Masslynx\Inst_L\PFAS\quanfile\FC2L_008-b.qld

Last Altered: Tuesday, January 11, 2022 20:21:00 Pacific Standard Time
Printed: Thursday, January 13, 2022 14:33:45 Pacific Standard Time

ID: L36271-1,,, Name: FC2L_008S27, Description: 1,WG79609,2/4000uL, Date: 11-Jan-2022, Time: 02:54:36

#	IS#	Name	RT	Area	Confirm. Ion Area	IS Area	Std. Conc	Conc.	LOD	%Rec	Ratio (Pr...	Ratio	Ratio Fail(Y...	S/N	Noi...	IS Height	Samp. size	F2	Fla...
1...	114	D9-N-EtFOSE	10.28	204244		18755	100.000	104.165	0.0340	45.5				129...	480	405124	0.437	1.0	bb
1...	109	13C3-HFPO-DA	5.08	30554	13928	32615	40.000	65.757	0.0151	71.8	2.64	2.19	NO	127...	69	968397	0.437	1.0	bb
1...		13C3-PFBA	1.56	61047			20.000	28.400	0.0157	62.0				5435	160		0.437	1.0	bb
1...		13C2-PFHxA	4.93	32615	1149		10.000	13.669	0.0009	59.7	35.50	28.38	NO	469...	21		0.437	1.0	bb
110		13C4-PFOA	5.98	8569			10.000	14.948	0.0037	65.3				122...	13		0.437	1.0	bb
111		13C5-PFNA	6.84	14239			5.000	7.049	0.0058	61.6				3654	68		0.437	1.0	bd
112		13C2-PFDA	7.45	15051			5.000	6.678	0.0020	58.3				9982	32		0.437	1.0	bb
113		18O2-PFHxS	6.04	17159			10.050	13.821	0.0136	60.0				3050	93		0.437	1.0	bb
114		13C4-PFOS	7.54	18755	8584		10.150	13.913	0.0152	59.9	2.17	2.18	NO	2748	147		0.437	1.0	bd
115		13C2-D4-6:2 F...	5.73	21287	7608		20.000	76.028	0.0107	166.0	2.50	2.80	NO	212...	21		0.437	1.0	bb

PV by TCH, SV by BRA 13-Jan-22, Conc. & LOD unit = ng for Inst QC, ng/mL for SPM, ng/L for samples

Quantify Sample Report **MassLynx MassLynx V4.1 SCN909**
SGS Axys Analytical Services, Ltd.

Dataset: G:\Masslynx\Inst_L\PFAS\quanfile\FC2L_009-b.qld

Last Altered: Wednesday, January 12, 2022 10:02:34 Pacific Standard Time
Printed: Friday, January 14, 2022 10:14:07 Pacific Standard Time

Method: G:\Masslynx\Master Methods\MassLynx SCN 909\UPLC\FC_110_UPLC_15DoD.mdb 10 Jun 2021 10:20:13
Calibration: G:\Masslynx\Inst_L\PFAS\curve\FC1L_080-A6.cdb 09 Jun 2021 14:38:41

ID: L36271-1,i,, Name: FC2L_009S26, Description: 1,WG79609,2/4000uL, Date: 11-Jan-2022, Time: 17:49:25

PFBA

FC2L_009S26 Smooth(SG,3x1) F1:MRM of 3 channels,ES-
1,WG79609,2/4000uL L36271-1,i, 212.763 > 168.903
3.466e+004

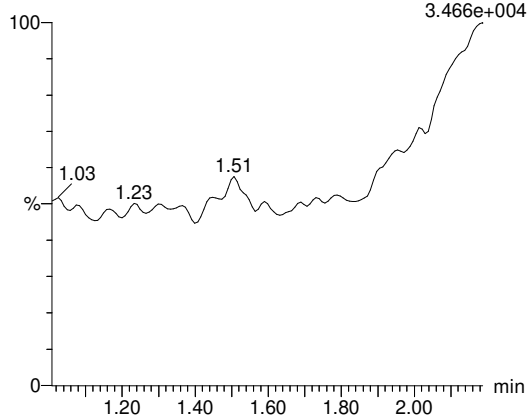

PFPeA

FC2L_009S26 Smooth(SG,3x1) F14:MRM of 8 channels,ES-
1,WG79609,2/4000uL L36271-1,i, 262.951 > 218.996
1.426e+005

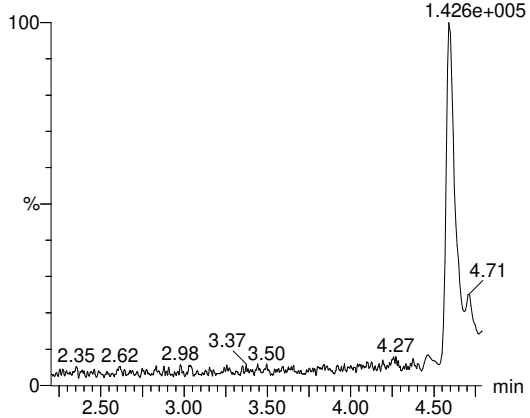

PFHxA

FC2L_009S26 Smooth(SG,3x1) F2:MRM of 24 channels,ES-
1,WG79609,2/4000uL L36271-1,i, 313.012 > 269.017
7.326e+003

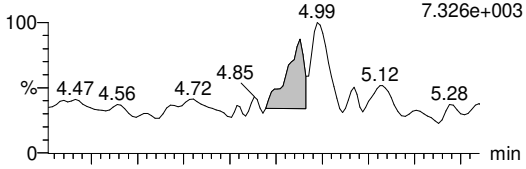

FC2L_009S26 Smooth(SG,3x1) F2:MRM of 24 channels,ES-
1,WG79609,2/4000uL L36271-1,i, 313.012 > 118.918
1.107e+003

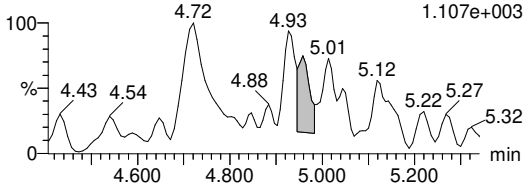

PFHpA

FC2L_009S26 Smooth(SG,3x1) F13:MRM of 7 channels,ES-
1,WG79609,2/4000uL L36271-1,i, 363.073 > 319.025
3.213e+003

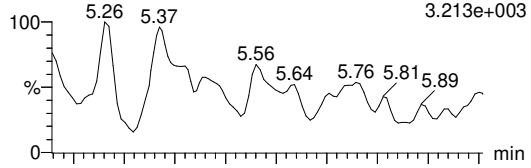

PFOA-I

FC2L_009S26 Smooth(SG,3x1) F3:MRM of 12 channels,ES-
1,WG79609,2/4000uL L36271-1,i, 413.006 > 369.03
2.088e+004

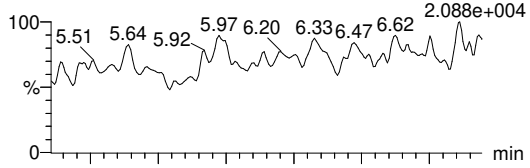

PFOA-II

FC2L_009S26 Smooth(SG,3x1) F3:MRM of 12 channels,ES-
1,WG79609,2/4000uL L36271-1,i, 413.006 > 369.03
2.088e+004

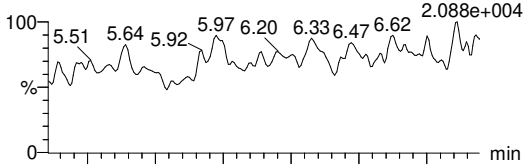

FC2L_009S26 Smooth(SG,3x1) F13:MRM of 7 channels,ES-
1,WG79609,2/4000uL L36271-1,i, 363.073 > 168.962
6.749e+002

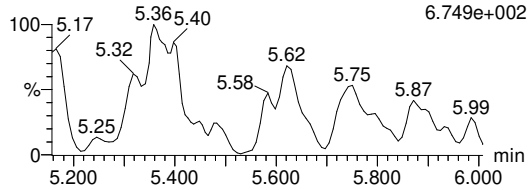

FC2L_009S26 Smooth(SG,3x1) F3:MRM of 12 channels,ES-
1,WG79609,2/4000uL L36271-1,i, 413.006 > 168.963
2.643e+003

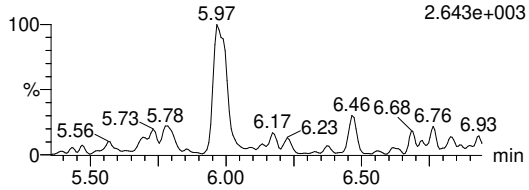

FC2L_009S26 Smooth(SG,3x1) F3:MRM of 12 channels,ES-
1,WG79609,2/4000uL L36271-1,i, 413.006 > 168.963
2.643e+003

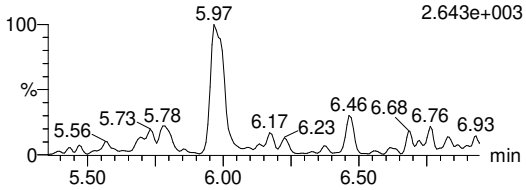

PV by TCH, SV by BRA 14-Jan-22, Conc. & LOD unit = ng for Inst QC, ng/mL for SPM, ng/L for samples

Quantify Sample Report **MassLynx MassLynx V4.1 SCN909**
SGS Axys Analytical Services, Ltd.

Dataset: G:\Masslynx\Inst_L\PFAS\quanfile\FC2L_009-b.qld

Last Altered: Wednesday, January 12, 2022 10:02:34 Pacific Standard Time
Printed: Friday, January 14, 2022 10:14:07 Pacific Standard Time

ID: L36271-1,i,, Name: FC2L_009S26, Description: 1,WG79609,2/4000uL, Date: 11-Jan-2022, Time: 17:49:25

PFOA-III

FC2L_009S26 Smooth(SG,3x1) F3:MRM of 12 channels,ES-
1,WG79609,2/4000uL L36271-1,i, 413.006 > 369.03
2.088e+004

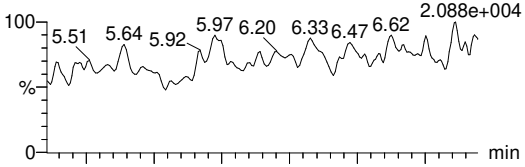

FC2L_009S26 Smooth(SG,3x1) F3:MRM of 12 channels,ES-
1,WG79609,2/4000uL L36271-1,i, 413.006 > 168.963
2.643e+003

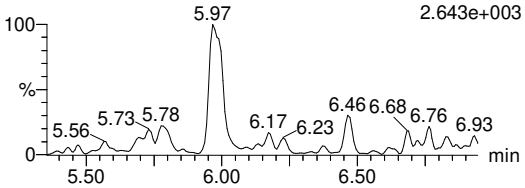

PFOA-IV

FC2L_009S26 Smooth(SG,3x1) F3:MRM of 12 channels,ES-
1,WG79609,2/4000uL L36271-1,i, 413.006 > 369.03
2.088e+004

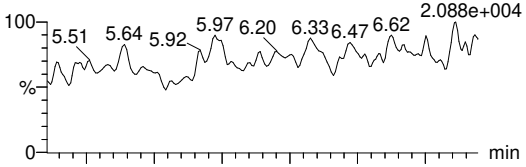

FC2L_009S26 Smooth(SG,3x1) F3:MRM of 12 channels,ES-
1,WG79609,2/4000uL L36271-1,i, 413.006 > 168.963
2.643e+003

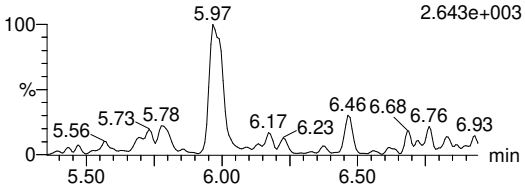

PFOA-SUM

FC2L_009S26 Smooth(SG,3x1) F3:MRM of 12 channels,ES-
1,WG79609,2/4000uL L36271-1,i, 413.006 > 369.03
2.088e+004

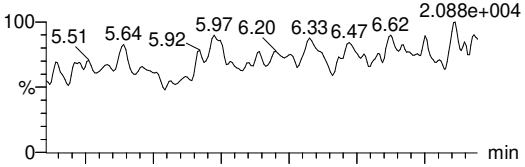

FC2L_009S26 Smooth(SG,3x1) F3:MRM of 12 channels,ES-
1,WG79609,2/4000uL L36271-1,i, 413.006 > 168.963
2.643e+003

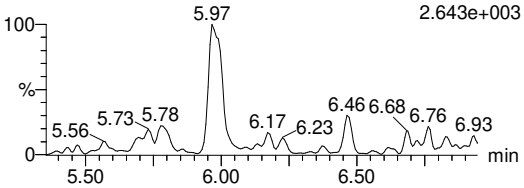

PFOA

FC2L_009S26 Smooth(SG,3x1) F3:MRM of 12 channels,ES-
1,WG79609,2/4000uL L36271-1,i, 413.006 > 369.03
2.088e+004

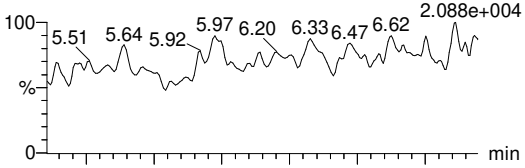

FC2L_009S26 Smooth(SG,3x1) F3:MRM of 12 channels,ES-
1,WG79609,2/4000uL L36271-1,i, 413.006 > 168.963
2.643e+003

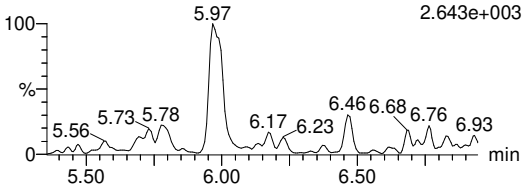

PFNA-I

FC2L_009S26 Smooth(SG,3x1) F4:MRM of 7 channels,ES-
1,WG79609,2/4000uL L36271-1,i, 463.002 > 418.97
5.064e+003

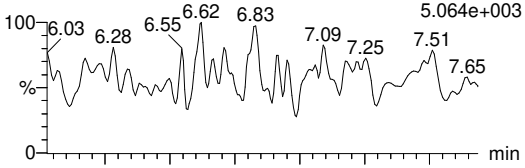

FC2L_009S26 Smooth(SG,3x1) F4:MRM of 7 channels,ES-
1,WG79609,2/4000uL L36271-1,i, 463.002 > 218.968
4.794e+002

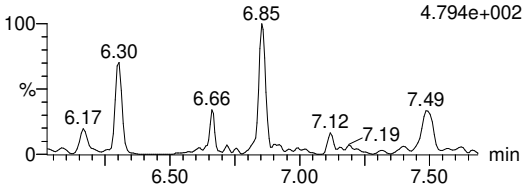

PFNA-II

FC2L_009S26 Smooth(SG,3x1) F4:MRM of 7 channels,ES-
1,WG79609,2/4000uL L36271-1,i, 463.002 > 418.97
5.064e+003

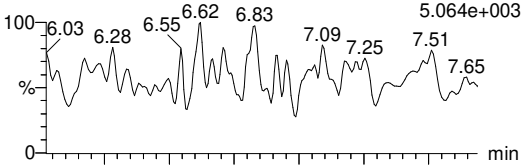

FC2L_009S26 Smooth(SG,3x1) F4:MRM of 7 channels,ES-
1,WG79609,2/4000uL L36271-1,i, 463.002 > 218.968
4.794e+002

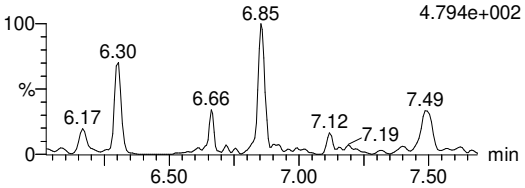

PV by TCH, SV by BRA 14-Jan-22, Conc. & LOD unit = ng for Inst QC, ng/mL for SPM, ng/L for samples

Quantify Sample Report **MassLynx MassLynx V4.1 SCN909**
SGS Axys Analytical Services, Ltd.

Dataset: G:\Masslynx\Inst_L\PFAS\quanfile\FC2L_009-b.qld

Last Altered: Wednesday, January 12, 2022 10:02:34 Pacific Standard Time
Printed: Friday, January 14, 2022 10:14:07 Pacific Standard Time

ID: L36271-1,i,, Name: FC2L_009S26, Description: 1,WG79609,2/4000uL, Date: 11-Jan-2022, Time: 17:49:25

PFNA-III

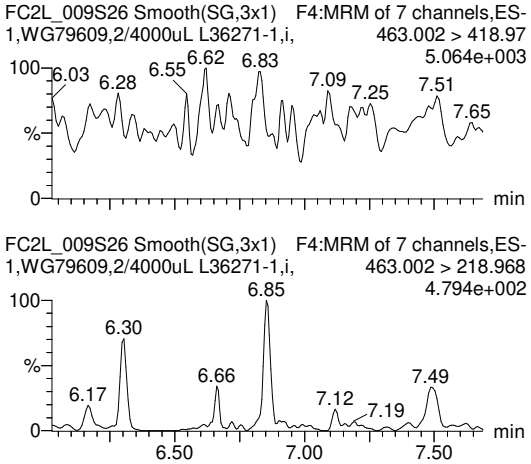

PFNA-SUM

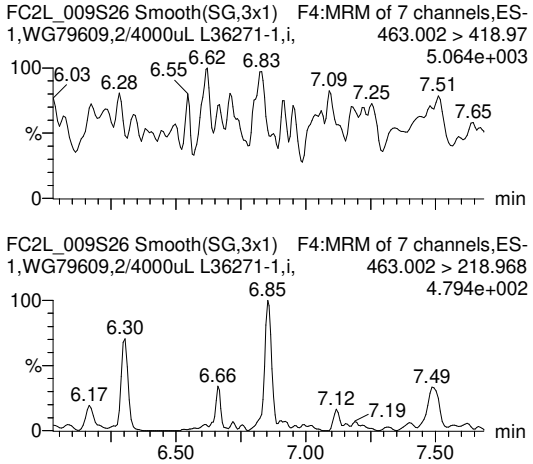

PFNA

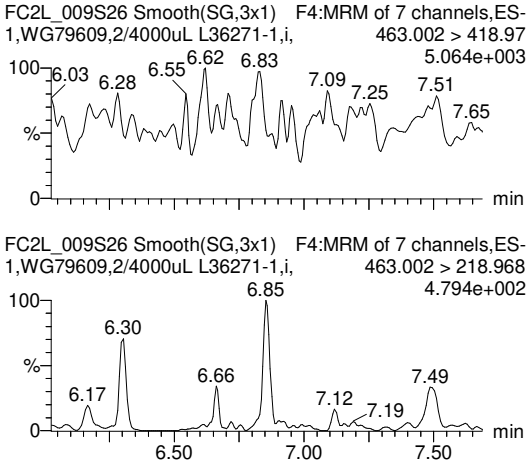

PFDA

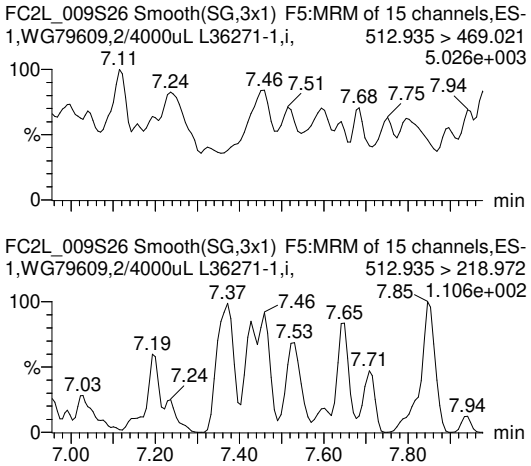

PFUnA

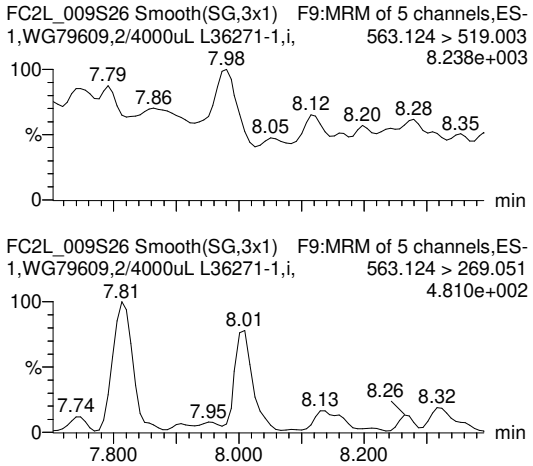

PFDoA

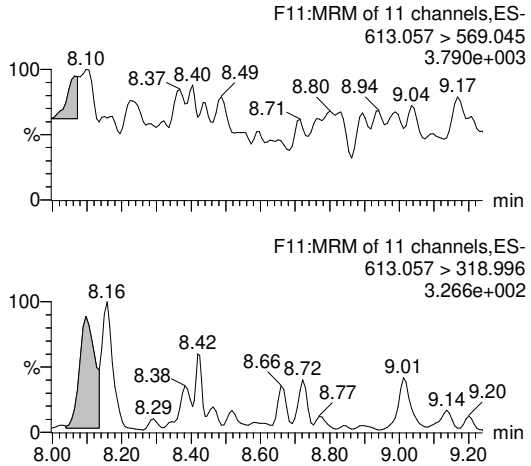

PV by TCH, SV by BRA 14-Jan-22, Conc. & LOD unit = ng for Inst QC, ng/mL for SPM, ng/L for samples

Quantify Sample Report **MassLynx MassLynx V4.1 SCN909**
SGS Axys Analytical Services, Ltd.

Dataset: G:\Masslynx\Inst_L\PFAS\quanfile\FC2L_009-b.qld

Last Altered: Wednesday, January 12, 2022 10:02:34 Pacific Standard Time
Printed: Friday, January 14, 2022 10:14:07 Pacific Standard Time

ID: L36271-1,i,, Name: FC2L_009S26, Description: 1,WG79609,2/4000uL, Date: 11-Jan-2022, Time: 17:49:25

PFTrDA

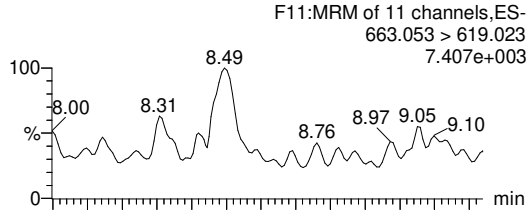

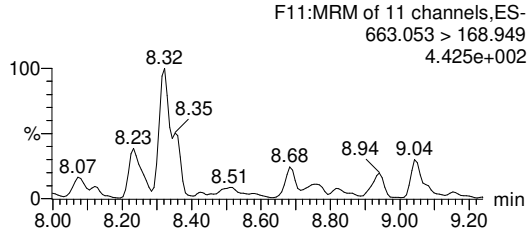

PFTeDA

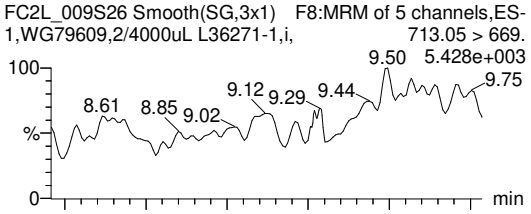

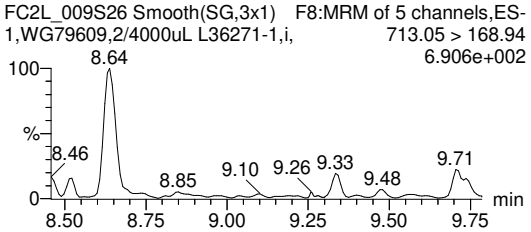

PFBS

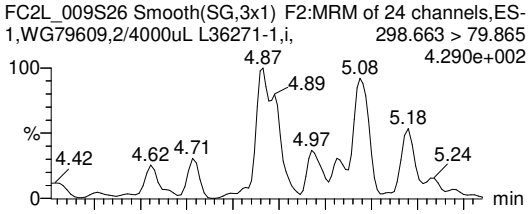

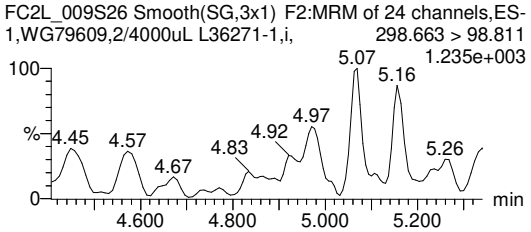

PFPeS

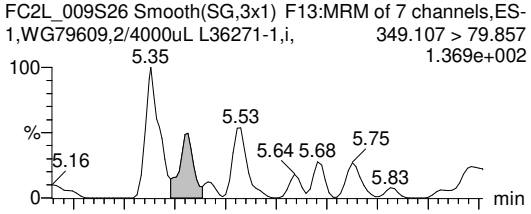

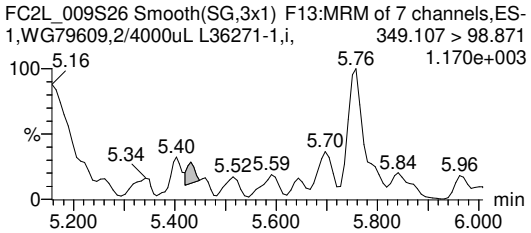

PFHxS-I

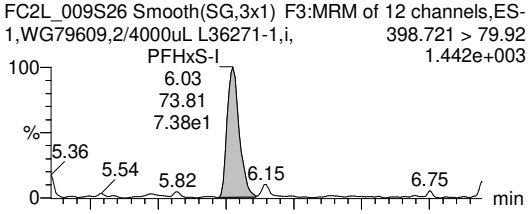

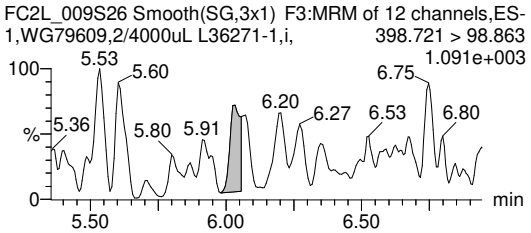

PFHxS-II

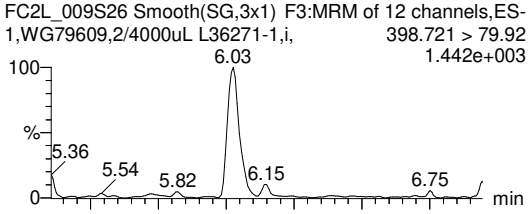

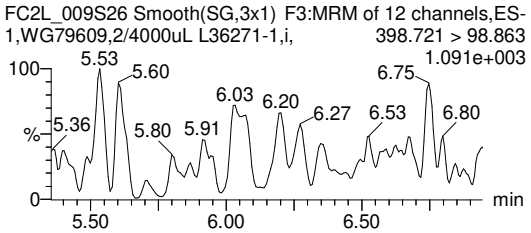

PV by TCH, SV by BRA 14-Jan-22, Conc. & LOD unit = ng for Inst QC, ng/mL for SPM, ng/L for samples

Quantify Sample Report **MassLynx MassLynx V4.1 SCN909**
SGS Axys Analytical Services, Ltd.

Dataset: G:\Masslynx\Inst_L\PFAS\quanfile\FC2L_009-b.qld

Last Altered: Wednesday, January 12, 2022 10:02:34 Pacific Standard Time
Printed: Friday, January 14, 2022 10:14:07 Pacific Standard Time

ID: L36271-1,i,, Name: FC2L_009S26, Description: 1,WG79609,2/4000uL, Date: 11-Jan-2022, Time: 17:49:25

PFHxS-III

FC2L_009S26 Smooth(SG,3x1) F3:MRM of 12 channels,ES-
1,WG79609,2/4000uL L36271-1,i, 398.721 > 79.92
1.442e+003

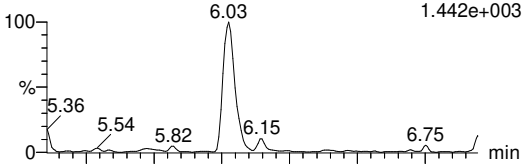

FC2L_009S26 Smooth(SG,3x1) F3:MRM of 12 channels,ES-
1,WG79609,2/4000uL L36271-1,i, 398.721 > 98.863
1.091e+003

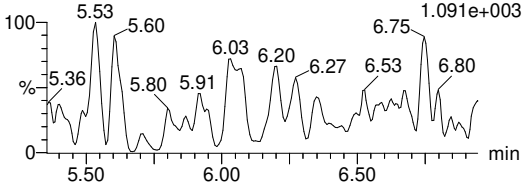

PFHxS-SUM

FC2L_009S26 Smooth(SG,3x1) F3:MRM of 12 channels,ES-
1,WG79609,2/4000uL L36271-1,i, 398.721 > 79.92
1.442e+003

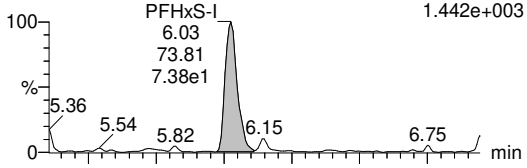

FC2L_009S26 Smooth(SG,3x1) F3:MRM of 12 channels,ES-
1,WG79609,2/4000uL L36271-1,i, 398.721 > 98.863
1.091e+003

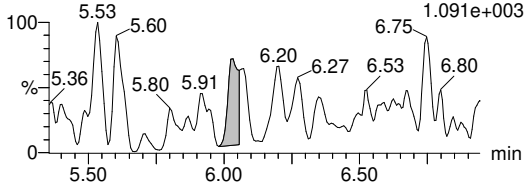

PFHxS

FC2L_009S26 Smooth(SG,3x1) F3:MRM of 12 channels,ES-
1,WG79609,2/4000uL L36271-1,i, 398.721 > 79.92
1.442e+003

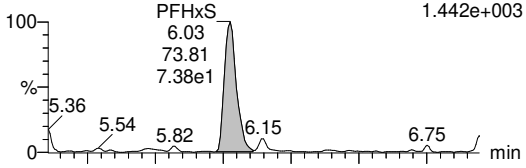

FC2L_009S26 Smooth(SG,3x1) F3:MRM of 12 channels,ES-
1,WG79609,2/4000uL L36271-1,i, 398.721 > 98.863
1.091e+003

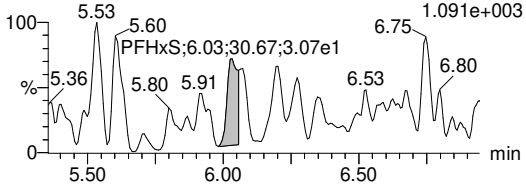

PFHpS

FC2L_009S26 Smooth(SG,3x1) F4:MRM of 7 channels,ES-
1,WG79609,2/4000uL L36271-1,i, 449.036 > 79.857
1.183e+003

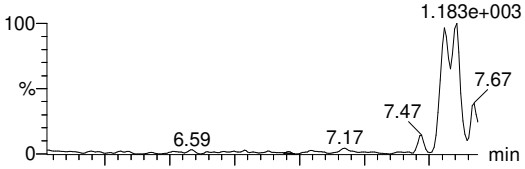

FC2L_009S26 Smooth(SG,3x1) F4:MRM of 7 channels,ES-
1,WG79609,2/4000uL L36271-1,i, 449.036 > 98.8
1.241e+003

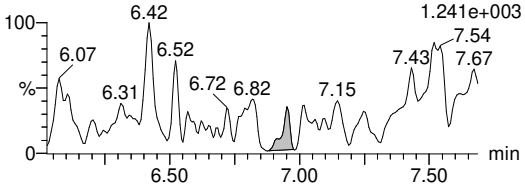

PFOS-I

FC2L_009S26 Smooth(SG,3x1) F5:MRM of 15 channels,ES-
1,WG79609,2/4000uL L36271-1,i, 498.906 > 79.856
1.173e+003

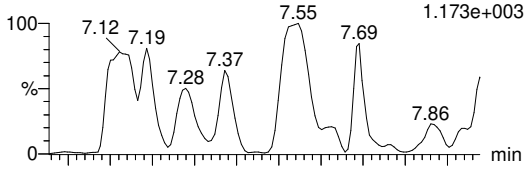

FC2L_009S26 Smooth(SG,3x1) F5:MRM of 15 channels,ES-
1,WG79609,2/4000uL L36271-1,i, 498.906 > 98.801
1.101e+003

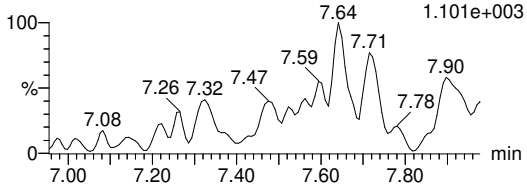

PFOS-II

FC2L_009S26 Smooth(SG,3x1) F5:MRM of 15 channels,ES-
1,WG79609,2/4000uL L36271-1,i, 498.906 > 79.856
1.173e+003

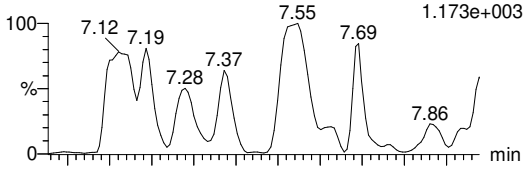

FC2L_009S26 Smooth(SG,3x1) F5:MRM of 15 channels,ES-
1,WG79609,2/4000uL L36271-1,i, 498.906 > 98.801
1.101e+003

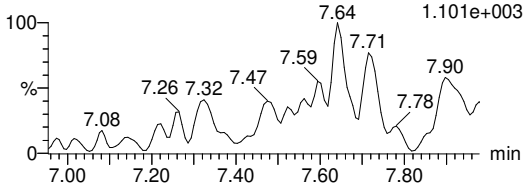

PV by TCH, SV by BRA 14-Jan-22, Conc. & LOD unit = ng for Inst QC, ng/mL for SPM, ng/L for samples

Quantify Sample Report **MassLynx MassLynx V4.1 SCN909**
SGS Axys Analytical Services, Ltd.

Dataset: G:\Masslynx\Inst_L\PFAS\quanfile\FC2L_009-b.qld

Last Altered: Wednesday, January 12, 2022 10:02:34 Pacific Standard Time
Printed: Friday, January 14, 2022 10:14:07 Pacific Standard Time

ID: L36271-1,i,, Name: FC2L_009S26, Description: 1,WG79609,2/4000uL, Date: 11-Jan-2022, Time: 17:49:25

PFOS-III

FC2L_009S26 Smooth(SG,3x1) F5:MRM of 15 channels,ES-
1,WG79609,2/4000uL L36271-1,i, 498.906 > 79.856
1.173e+003

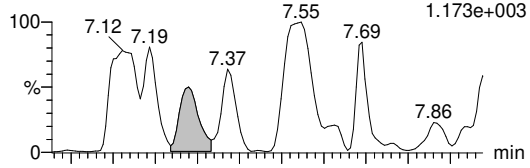

FC2L_009S26 Smooth(SG,3x1) F5:MRM of 15 channels,ES-
1,WG79609,2/4000uL L36271-1,i, 498.906 > 98.801
1.101e+003

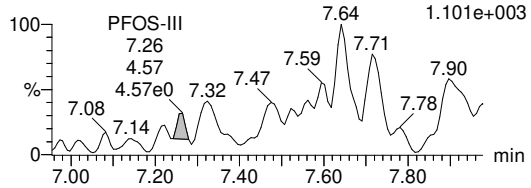

PFOS-IV

FC2L_009S26 Smooth(SG,3x1) F5:MRM of 15 channels,ES-
1,WG79609,2/4000uL L36271-1,i, 498.906 > 79.856
1.173e+003

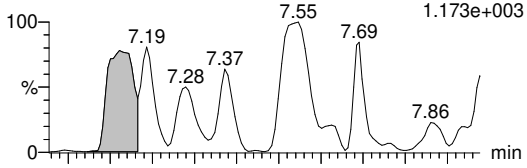

FC2L_009S26 Smooth(SG,3x1) F5:MRM of 15 channels,ES-
1,WG79609,2/4000uL L36271-1,i, 498.906 > 98.801
1.101e+003

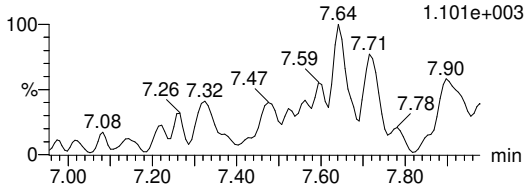

PFOS-SUM

FC2L_009S26 Smooth(SG,3x1) F5:MRM of 15 channels,ES-
1,WG79609,2/4000uL L36271-1,i, 498.906 > 79.856
1.173e+003

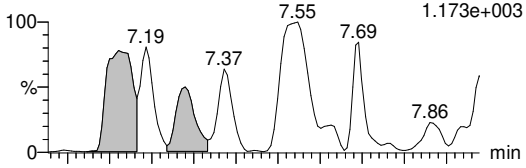

FC2L_009S26 Smooth(SG,3x1) F5:MRM of 15 channels,ES-
1,WG79609,2/4000uL L36271-1,i, 498.906 > 98.801
1.101e+003

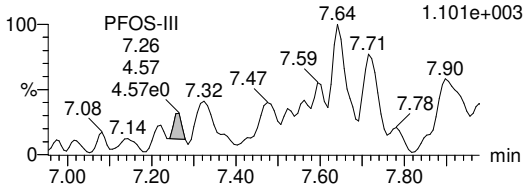

PFOS

FC2L_009S26 Smooth(SG,3x1) F5:MRM of 15 channels,ES-
1,WG79609,2/4000uL L36271-1,i, 498.906 > 79.856
1.173e+003

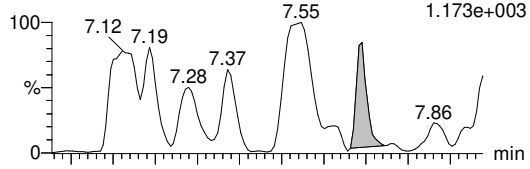

FC2L_009S26 Smooth(SG,3x1) F5:MRM of 15 channels,ES-
1,WG79609,2/4000uL L36271-1,i, 498.906 > 98.801
1.101e+003

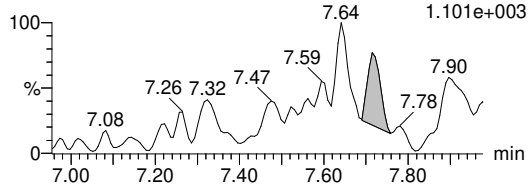

PFNS

FC2L_009S26 Smooth(SG,3x1) F9:MRM of 5 channels,ES-
1,WG79609,2/4000uL L36271-1,i, 548.775 > 79.858
1.285e+003

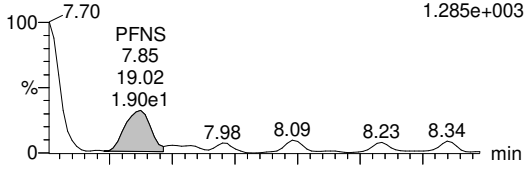

FC2L_009S26 Smooth(SG,3x1) F9:MRM of 5 channels,ES-
1,WG79609,2/4000uL L36271-1,i, 548.775 > 98.801
5.512e+002

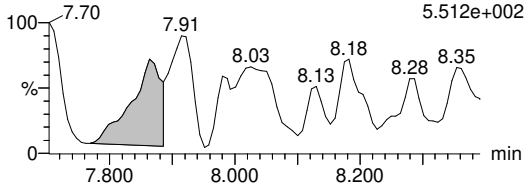

PFDS

F11:MRM of 11 channels,ES-
599.027 > 79.92
8.661e+002

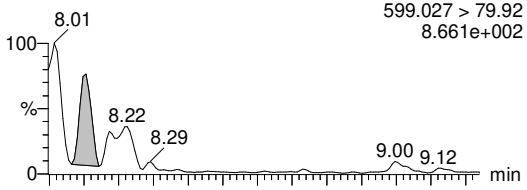

F11:MRM of 11 channels,ES-
599.027 > 98.8
5.207e+002

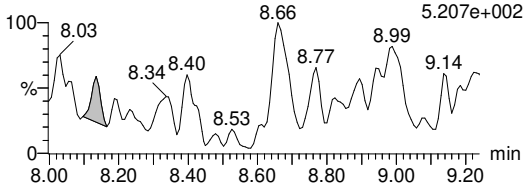

PV by TCH, SV by BRA 14-Jan-22, Conc. & LOD unit = ng for Inst QC, ng/mL for SPM, ng/L for samples

Quantify Sample Report **MassLynx MassLynx V4.1 SCN909**
SGS Axys Analytical Services, Ltd.

Dataset: G:\Masslynx\Inst_L\PFAS\quanfile\FC2L_009-b.qld

Last Altered: Wednesday, January 12, 2022 10:02:34 Pacific Standard Time
Printed: Friday, January 14, 2022 10:14:07 Pacific Standard Time

ID: L36271-1,i,, Name: FC2L_009S26, Description: 1,WG79609,2/4000uL, Date: 11-Jan-2022, Time: 17:49:25

PFDoS

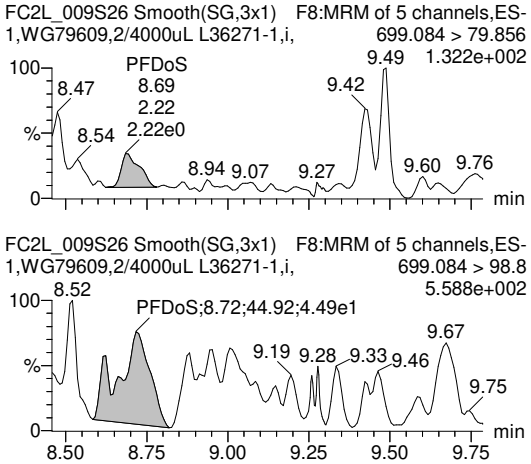

4:2 FTS

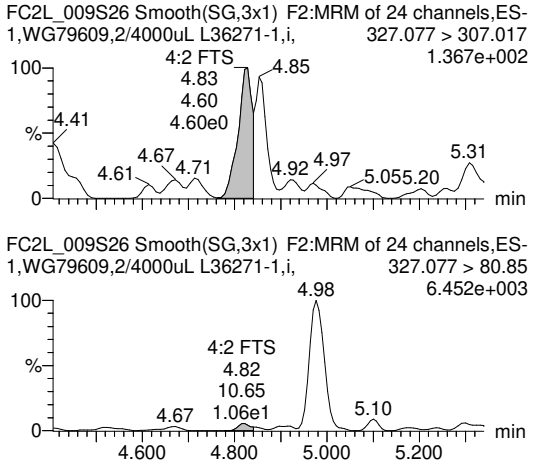

6:2 FTS

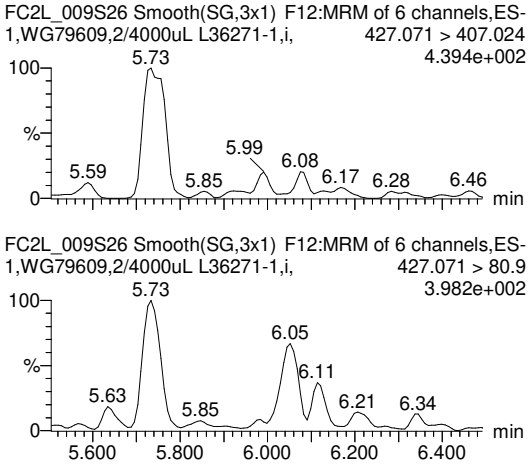

8:2 FTS

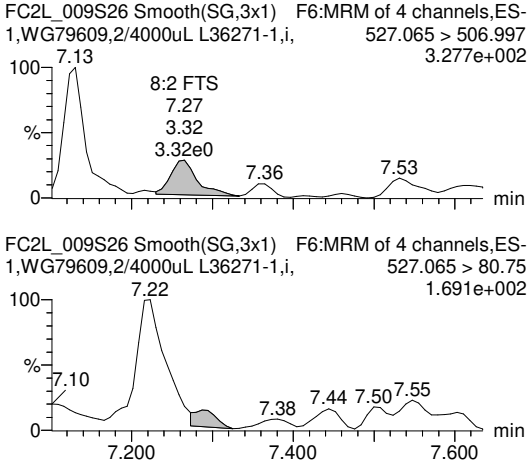

PFOSA-I

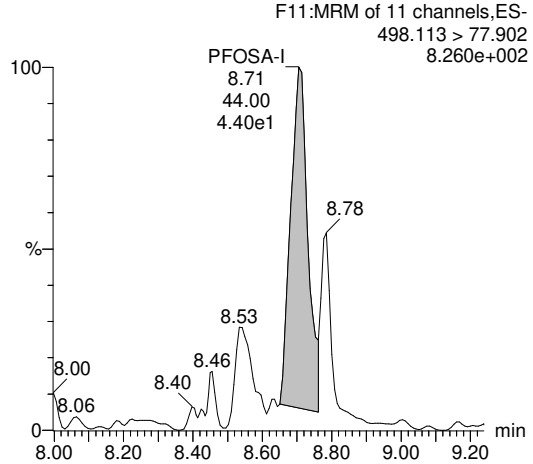

PFOSA-II

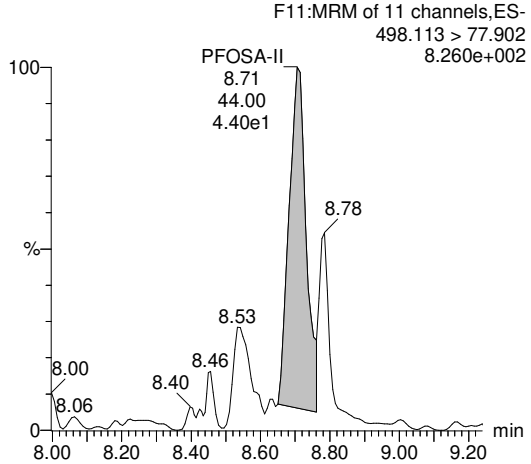

PV by TCH, SV by BRA 14-Jan-22, Conc. & LOD unit = ng for Inst QC, ng/mL for SPM, ng/L for samples

Quantify Sample Report **MassLynx MassLynx V4.1 SCN909**
SGS Axys Analytical Services, Ltd.

Dataset: G:\Masslynx\Inst_L\PFAS\quanfile\FC2L_009-b.qld

Last Altered: Wednesday, January 12, 2022 10:02:34 Pacific Standard Time
Printed: Friday, January 14, 2022 10:14:07 Pacific Standard Time

ID: L36271-1,i,, Name: FC2L_009S26, Description: 1,WG79609,2/4000uL, Date: 11-Jan-2022, Time: 17:49:25

PFOSA-SUM

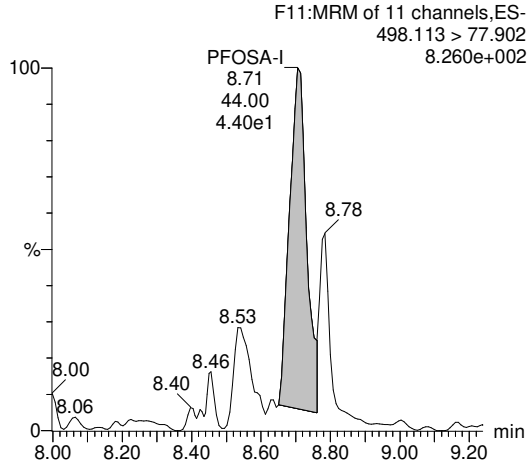

PFOSA

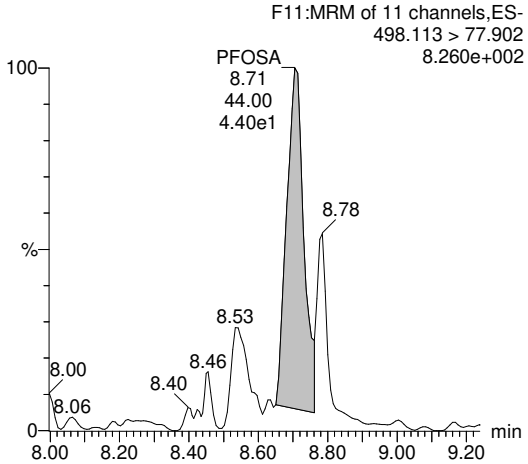

N-MeFOSA-I

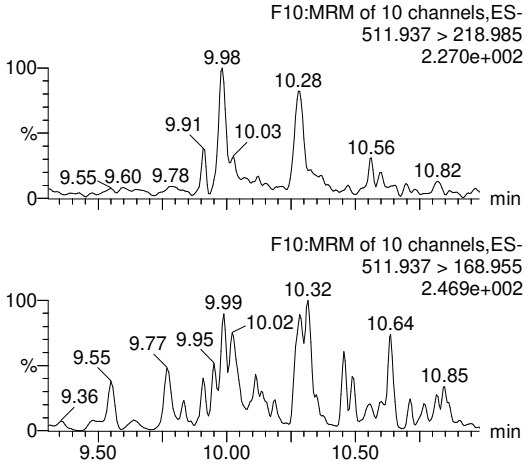

N-MeFOSA-II

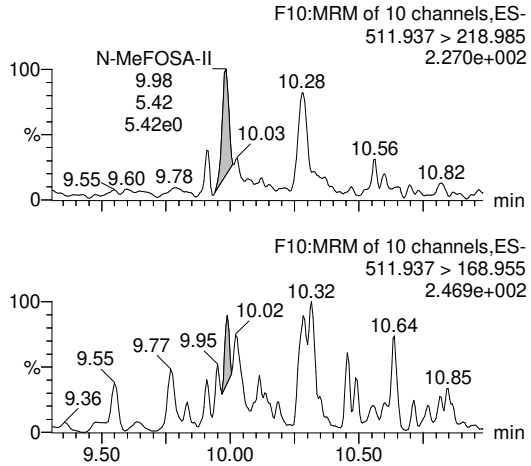

N-MeFOSA-SUM

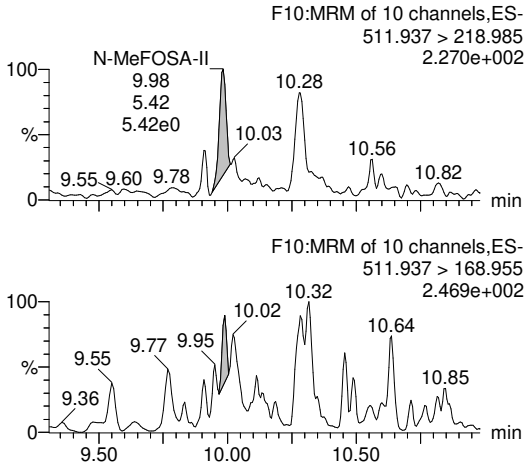

N-MeFOSA

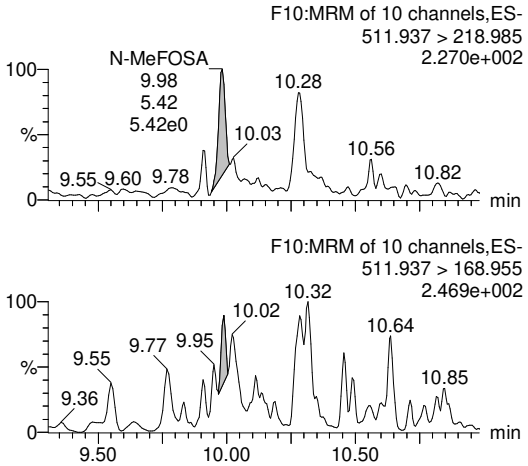

PV by TCH, SV by BRA 14-Jan-22, Conc. & LOD unit = ng for Inst QC, ng/mL for SPM, ng/L for samples

Quantify Sample Report **MassLynx MassLynx V4.1 SCN909**
SGS Axys Analytical Services, Ltd.

Dataset: G:\Masslynx\Inst_L\PFAS\quanfile\FC2L_009-b.qld

Last Altered: Wednesday, January 12, 2022 10:02:34 Pacific Standard Time
Printed: Friday, January 14, 2022 10:14:07 Pacific Standard Time

ID: L36271-1,i,, Name: FC2L_009S26, Description: 1,WG79609,2/4000uL, Date: 11-Jan-2022, Time: 17:49:25

N-EtFOSA-I

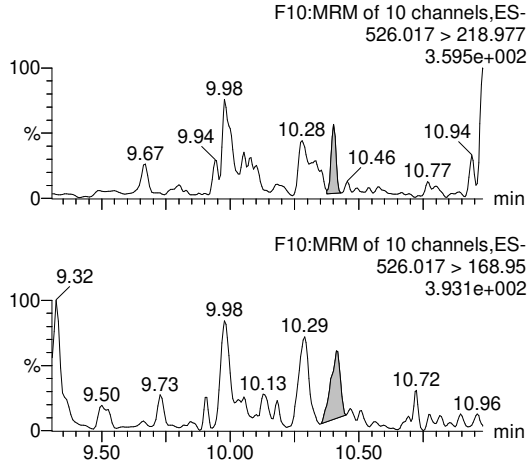

N-EtFOSA-II

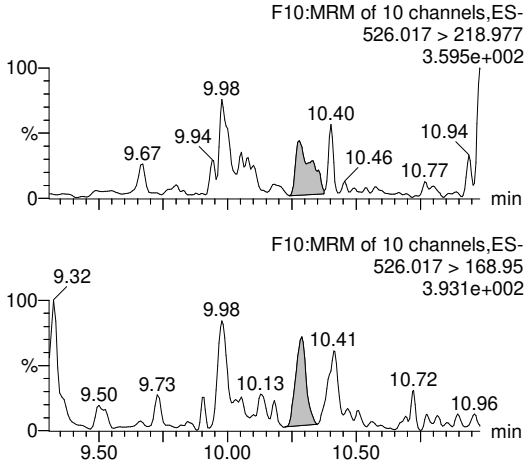

N-EtFOSA-SUM

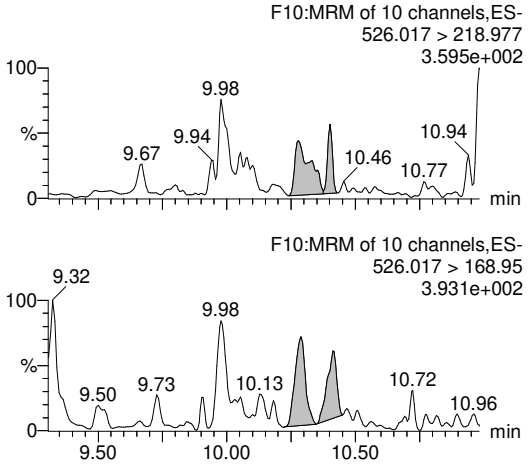

N-EtFOSA

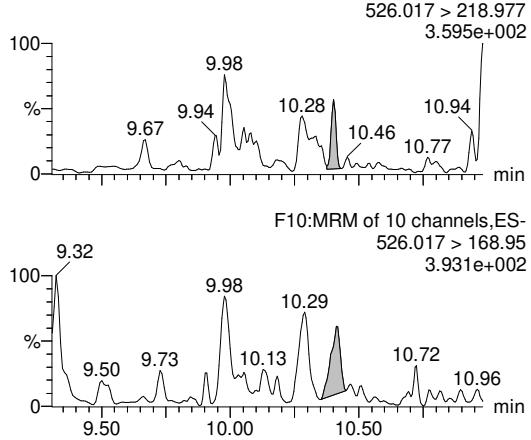

MeFOSAA-I

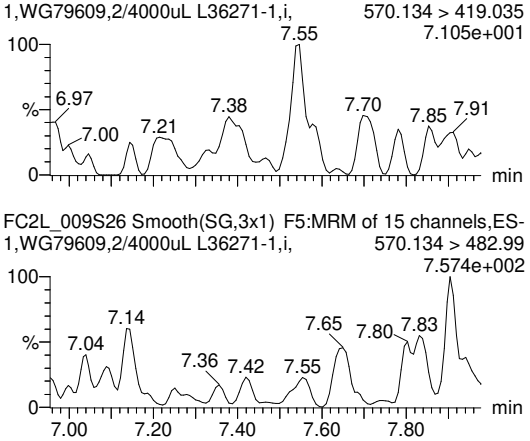

MeFOSAA-II

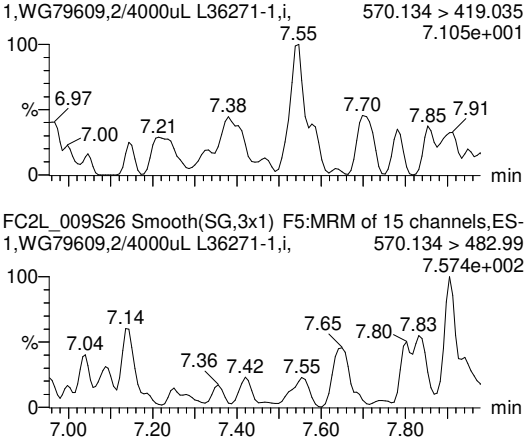

PV by TCH, SV by BRA 14-Jan-22, Conc. & LOD unit = ng for Inst QC, ng/mL for SPM, ng/L for samples

Quantify Sample Report **MassLynx MassLynx V4.1 SCN909**
SGS Axys Analytical Services, Ltd.

Dataset: G:\Masslynx\Inst_L\PFAS\quanfile\FC2L_009-b.qld

Last Altered: Wednesday, January 12, 2022 10:02:34 Pacific Standard Time
Printed: Friday, January 14, 2022 10:14:07 Pacific Standard Time

ID: L36271-1,i,, Name: FC2L_009S26, Description: 1,WG79609,2/4000uL, Date: 11-Jan-2022, Time: 17:49:25

MeFOSAA-III

FC2L_009S26 Smooth(SG,3x1) F5:MRM of 15 channels,ES-
1,WG79609,2/4000uL L36271-1,i, 570.134 > 419.035
7.105e+001

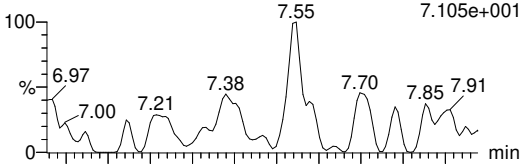

FC2L_009S26 Smooth(SG,3x1) F5:MRM of 15 channels,ES-
1,WG79609,2/4000uL L36271-1,i, 570.134 > 482.99
7.574e+002

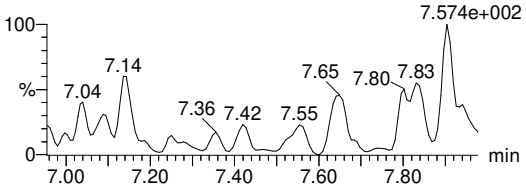

MeFOSAA-SUM

FC2L_009S26 Smooth(SG,3x1) F5:MRM of 15 channels,ES-
1,WG79609,2/4000uL L36271-1,i, 570.134 > 419.035
7.105e+001

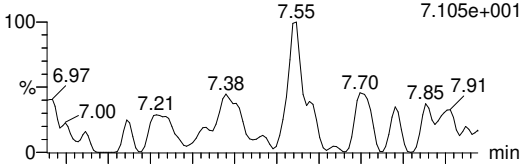

FC2L_009S26 Smooth(SG,3x1) F5:MRM of 15 channels,ES-
1,WG79609,2/4000uL L36271-1,i, 570.134 > 482.99
7.574e+002

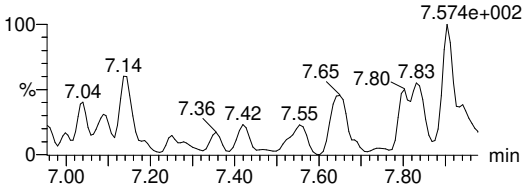

MeFOSAA

FC2L_009S26 Smooth(SG,3x1) F5:MRM of 15 channels,ES-
1,WG79609,2/4000uL L36271-1,i, 570.134 > 419.035
7.105e+001

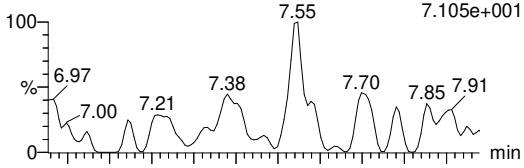

FC2L_009S26 Smooth(SG,3x1) F5:MRM of 15 channels,ES-
1,WG79609,2/4000uL L36271-1,i, 570.134 > 482.99
7.574e+002

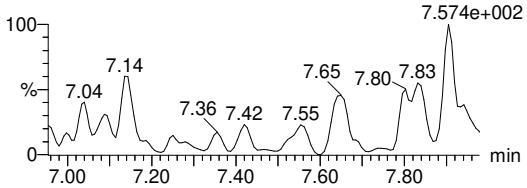

EtFOSAA-I

FC2L_009S26 Smooth(SG,3x1) F7:MRM of 3 channels,ES-
1,WG79609,2/4000uL L36271-1,i, 584.15 > 419.062
1.196e+002

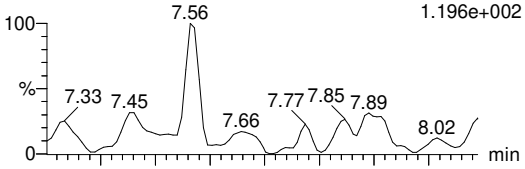

FC2L_009S26 Smooth(SG,3x1) F7:MRM of 3 channels,ES-
1,WG79609,2/4000uL L36271-1,i, 584.15 > 526.045
4.549e+001

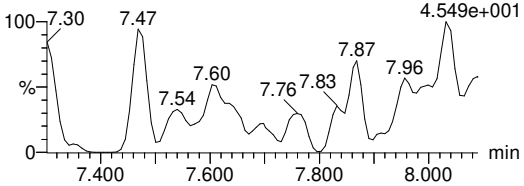

EtFOSAA-II

FC2L_009S26 Smooth(SG,3x1) F7:MRM of 3 channels,ES-
1,WG79609,2/4000uL L36271-1,i, 584.15 > 419.062
1.196e+002

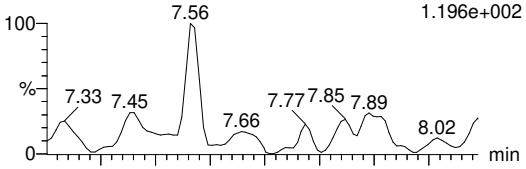

FC2L_009S26 Smooth(SG,3x1) F7:MRM of 3 channels,ES-
1,WG79609,2/4000uL L36271-1,i, 584.15 > 526.045
4.549e+001

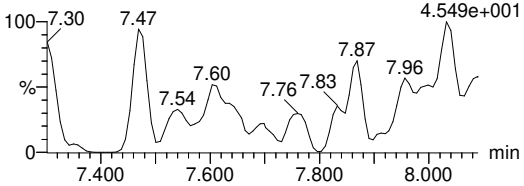

EtFOSAA-III

FC2L_009S26 Smooth(SG,3x1) F7:MRM of 3 channels,ES-
1,WG79609,2/4000uL L36271-1,i, 584.15 > 419.062
1.196e+002

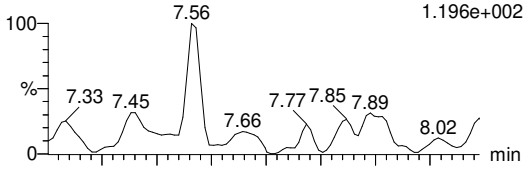

FC2L_009S26 Smooth(SG,3x1) F7:MRM of 3 channels,ES-
1,WG79609,2/4000uL L36271-1,i, 584.15 > 526.045
4.549e+001

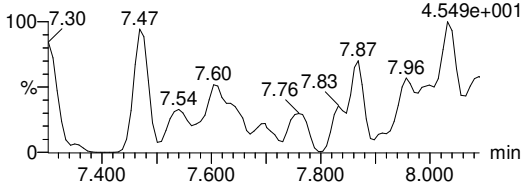

PV by TCH, SV by BRA 14-Jan-22, Conc. & LOD unit = ng for Inst QC, ng/mL for SPM, ng/L for samples

Quantify Sample Report **MassLynx MassLynx V4.1 SCN909**
SGS Axys Analytical Services, Ltd.

Dataset: G:\Masslynx\Inst_L\PFAS\quanfile\FC2L_009-b.qld

Last Altered: Wednesday, January 12, 2022 10:02:34 Pacific Standard Time
Printed: Friday, January 14, 2022 10:14:07 Pacific Standard Time

ID: L36271-1,i,, Name: FC2L_009S26, Description: 1,WG79609,2/4000uL, Date: 11-Jan-2022, Time: 17:49:25

EtFOSAA-SUM

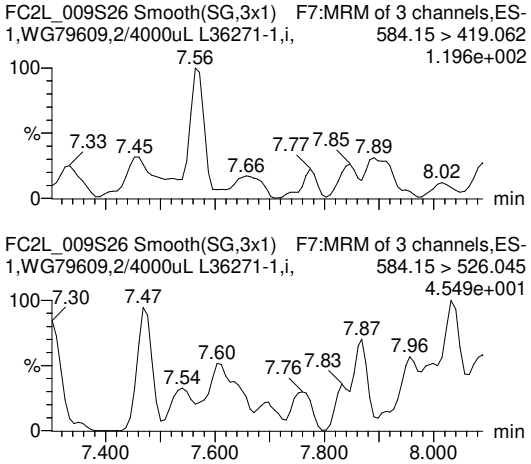

EtFOSAA

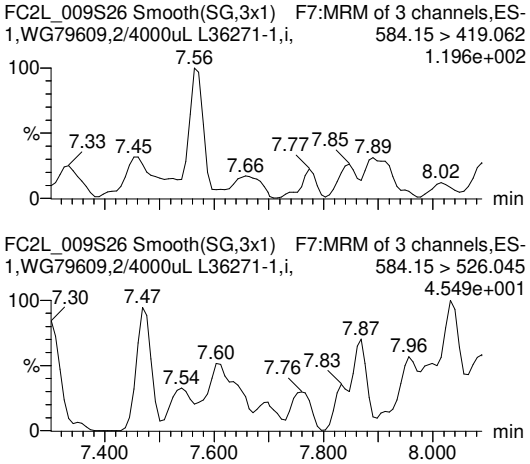

N-MeFOSE-I

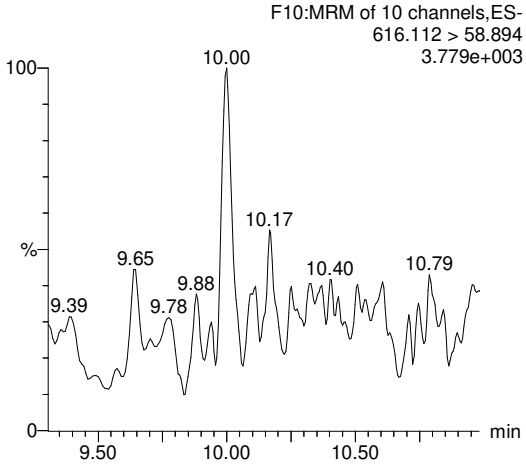

N-MeFOSE-II

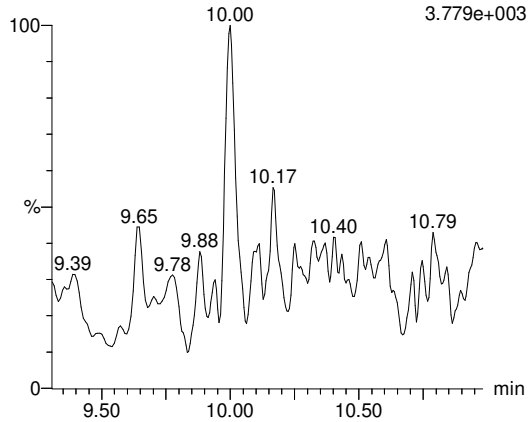

N-MeFOSE-III

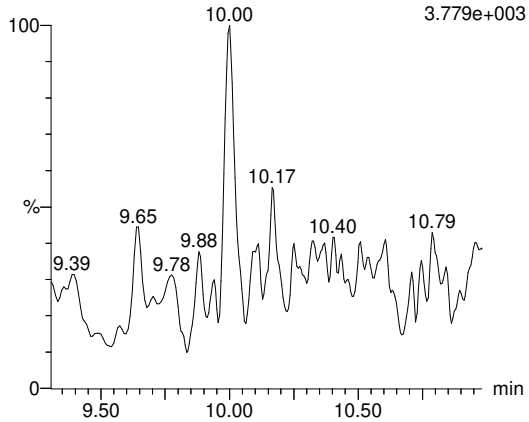

N-MeFOSE-SUM

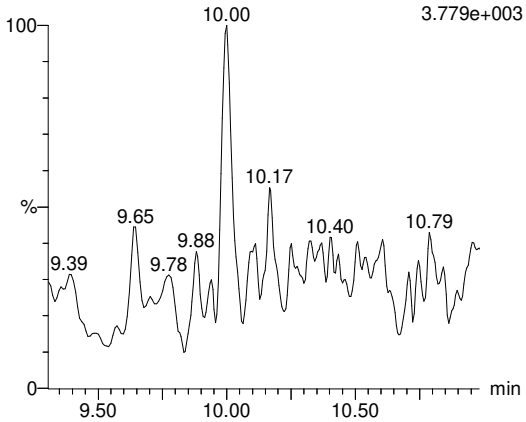

PV by TCH, SV by BRA 14-Jan-22, Conc. & LOD unit = ng for Inst QC, ng/mL for SPM, ng/L for samples

Quantify Sample Report **MassLynx MassLynx V4.1 SCN909**
SGS Axys Analytical Services, Ltd.

Dataset: G:\Masslynx\Inst_L\PFAS\quanfile\FC2L_009-b.qld

Last Altered: Wednesday, January 12, 2022 10:02:34 Pacific Standard Time
Printed: Friday, January 14, 2022 10:14:07 Pacific Standard Time

ID: L36271-1,i,, Name: FC2L_009S26, Description: 1,WG79609,2/4000uL, Date: 11-Jan-2022, Time: 17:49:25

N-MeFOSE

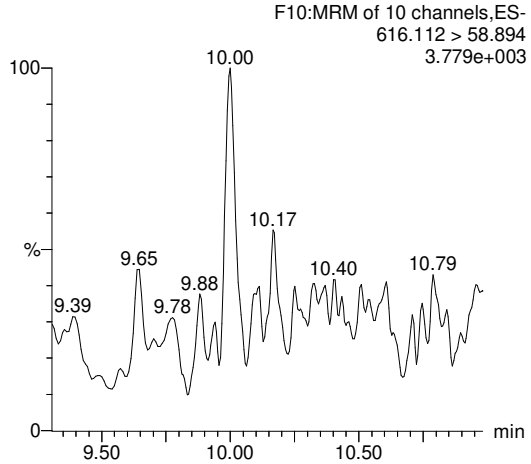

N-EtFOSE-I

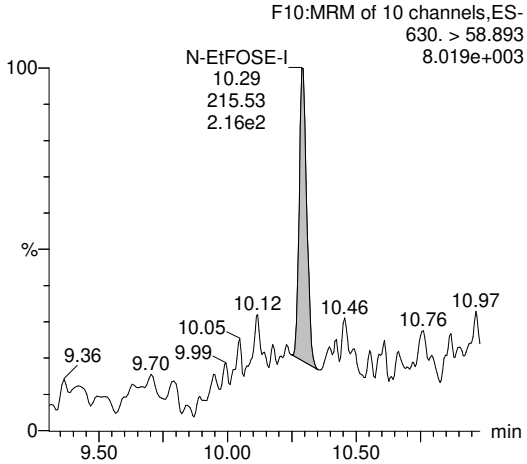

N-EtFOSE-II

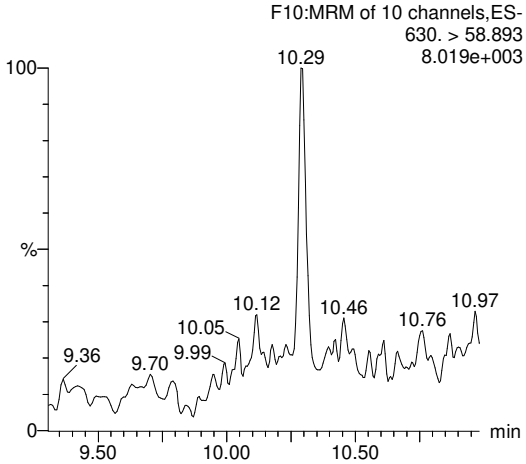

N-EtFOSE-III

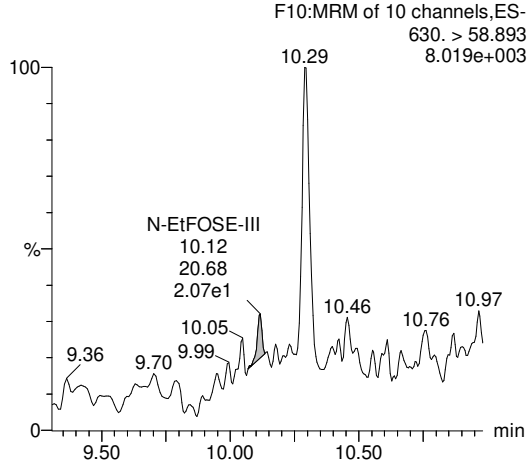

N-EtFOSE-SUM

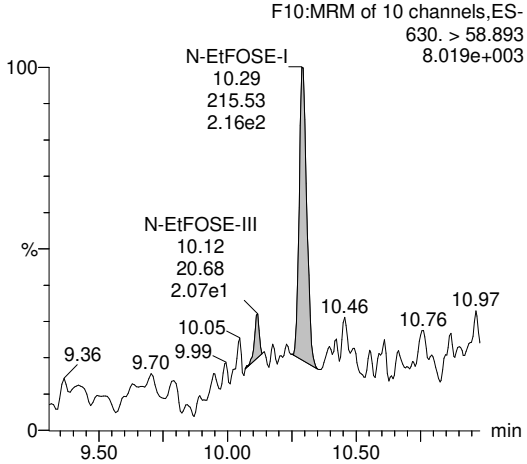

N-EtFOSE

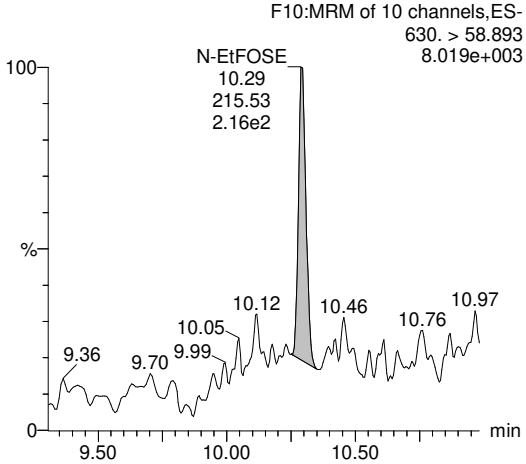

PV by TCH, SV by BRA 14-Jan-22, Conc. & LOD unit = ng for Inst QC, ng/mL for SPM, ng/L for samples

Quantify Sample Report **MassLynx MassLynx V4.1 SCN909**
SGS Axys Analytical Services, Ltd.

Dataset: G:\Masslynx\Inst_L\PFAS\quanfile\FC2L_009-b.qld

Last Altered: Wednesday, January 12, 2022 10:02:34 Pacific Standard Time
Printed: Friday, January 14, 2022 10:14:07 Pacific Standard Time

ID: L36271-1,i,, Name: FC2L_009S26, Description: 1,WG79609,2/4000uL, Date: 11-Jan-2022, Time: 17:49:25

HFPO-DA

FC2L_009S26 Smooth(SG,3x1) F2:MRM of 24 channels,ES-
1,WG79609,2/4000uL L36271-1,i, 284.8894 > 168.9079
3.984e+002

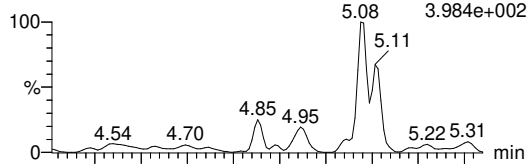

FC2L_009S26 Smooth(SG,3x1) F2:MRM of 24 channels,ES-
1,WG79609,2/4000uL L36271-1,i, 284.8894 > 184.9131
8.006e+002

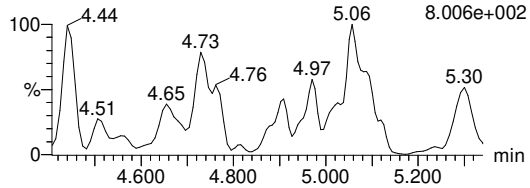

ADONA

FC2L_009S26 Smooth(SG,3x1) F13:MRM of 7 channels,ES-
1,WG79609,2/4000uL L36271-1,i, 376.88 > 250.937
1.500e+002

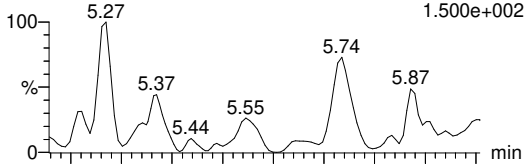

FC2L_009S26 Smooth(SG,3x1) F13:MRM of 7 channels,ES-
1,WG79609,2/4000uL L36271-1,i, 376.88 > 84.832
5.342e+002

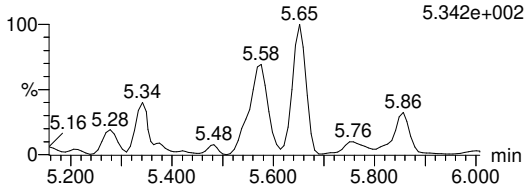

9Cl-PF3ONS

FC2L_009S26 Smooth(SG,3x1) F5:MRM of 15 channels,ES-
1,WG79609,2/4000uL L36271-1,i, 530.807 > 350.967
1.800e+002

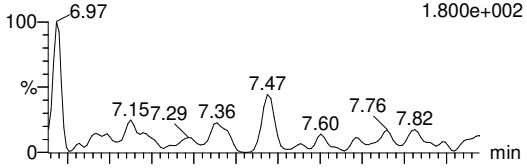

FC2L_009S26 Smooth(SG,3x1) F5:MRM of 15 channels,ES-
1,WG79609,2/4000uL L36271-1,i, 532.804 > 352.947
8.613e+002

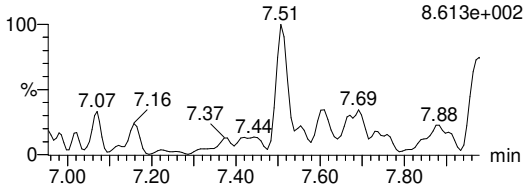

11Cl-PF3OUdS

F11:MRM of 11 channels,ES-
630.865 > 450.902
9.265e+001

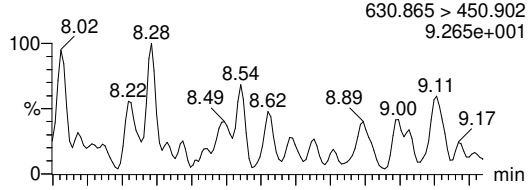

F11:MRM of 11 channels,ES-
632.868 > 452.91
7.157e+002

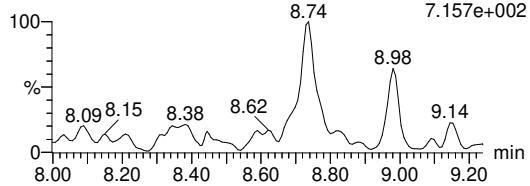

3:3 FTCA

FC2L_009S26 Smooth(SG,3x1) F14:MRM of 8 channels,ES-
1,WG79609,2/4000uL L36271-1,i, 241 > 177
6.475e+002

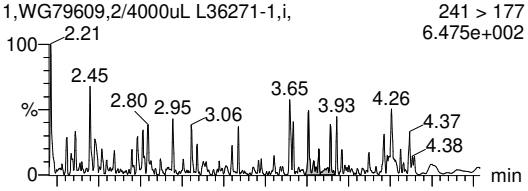

FC2L_009S26 Smooth(SG,3x1) F14:MRM of 8 channels,ES-
1,WG79609,2/4000uL L36271-1,i, 241 > 117
1.806e+003

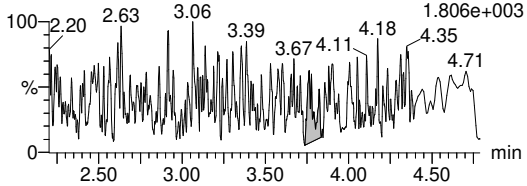

5:3 FTCA

FC2L_009S26 Smooth(SG,3x1) F2:MRM of 24 channels,ES-
1,WG79609,2/4000uL L36271-1,i, 341 > 237.1
1.392e+003

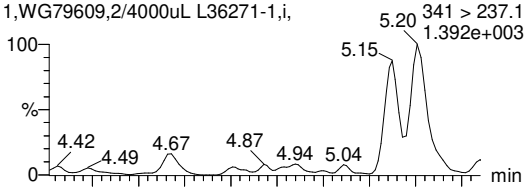

FC2L_009S26 Smooth(SG,3x1) F2:MRM of 24 channels,ES-
1,WG79609,2/4000uL L36271-1,i, 341 > 217
9.480e+003

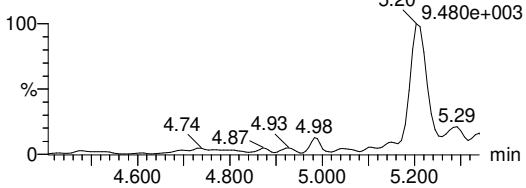

PV by TCH, SV by BRA 14-Jan-22, Conc. & LOD unit = ng for Inst QC, ng/mL for SPM, ng/L for samples

Quantify Sample Report **MassLynx MassLynx V4.1 SCN909**
SGS Axys Analytical Services, Ltd.

Dataset: G:\Masslynx\Inst_L\PFAS\quanfile\FC2L_009-b.qld

Last Altered: Wednesday, January 12, 2022 10:02:34 Pacific Standard Time
Printed: Friday, January 14, 2022 10:14:07 Pacific Standard Time

ID: L36271-1,i,, Name: FC2L_009S26, Description: 1,WG79609,2/4000uL, Date: 11-Jan-2022, Time: 17:49:25

7:3 FTCA

FC2L_009S26 Smooth(SG,3x1) F3:MRM of 12 channels,ES-
1,WG79609,2/4000uL L36271-1,i, 441 > 316.9
3.286e+003

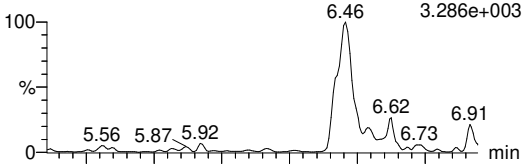

FC2L_009S26 Smooth(SG,3x1) F3:MRM of 12 channels,ES-
1,WG79609,2/4000uL L36271-1,i, 441 > 336.9
3.838e+003

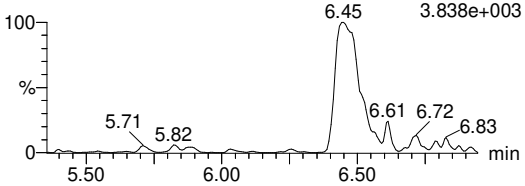

PFEESA

FC2L_009S26 Smooth(SG,3x1) F2:MRM of 24 channels,ES-
1,WG79609,2/4000uL L36271-1,i, 314.8 > 134.9
1.147e+002

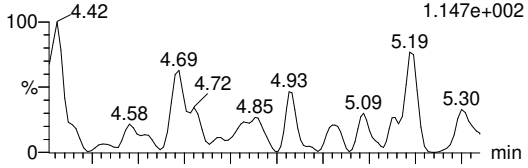

FC2L_009S26 Smooth(SG,3x1) F2:MRM of 24 channels,ES-
1,WG79609,2/4000uL L36271-1,i, 314.8 > 82.9
2.088e+003

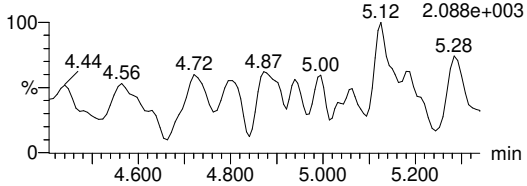

PFMPA

FC2L_009S26 Smooth(SG,5x1) F14:MRM of 8 channels,ES-
1,WG79609,2/4000uL L36271-1,i, 229.013 > 84.9
1.787e+003

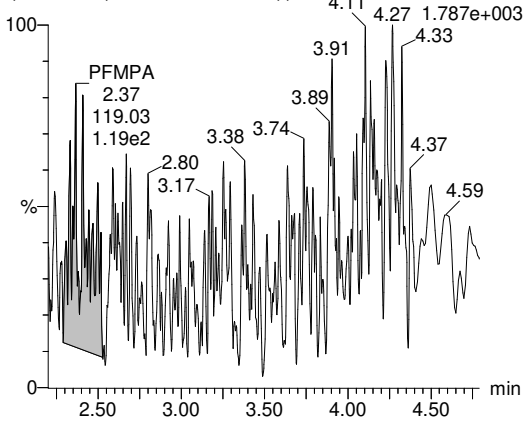

PFMBA

FC2L_009S26 Smooth(SG,3x1) F14:MRM of 8 channels,ES-
1,WG79609,2/4000uL L36271-1,i, 279 > 85.1
4.443e+002

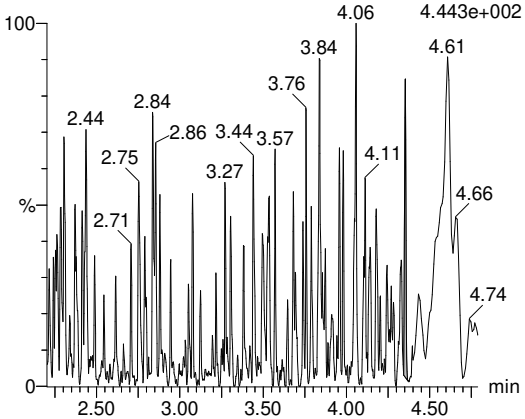

NFDHA

FC2L_009S26 Smooth(SG,3x1) F2:MRM of 24 channels,ES-
1,WG79609,2/4000uL L36271-1,i, 295 > 201
4.962e+001

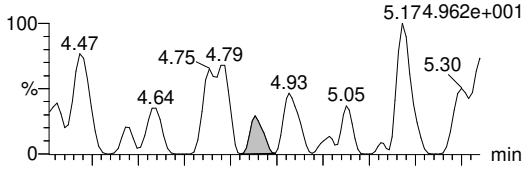

FC2L_009S26 Smooth(SG,3x1) F2:MRM of 24 channels,ES-
1,WG79609,2/4000uL L36271-1,i, 295 > 84.9
4.853e+002

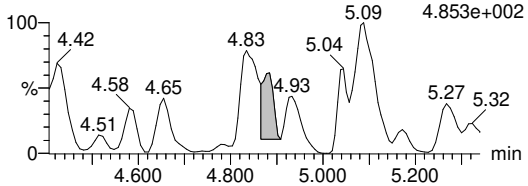

13C4-PFBA

FC2L_009S26 Smooth(SG,3x1) F1:MRM of 3 channels,ES-
1,WG79609,2/4000uL L36271-1,i, 216.776 > 171.928
2.039e+006

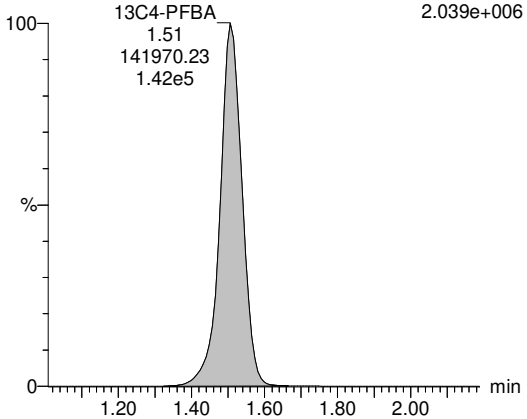

PV by TCH, SV by BRA 14-Jan-22, Conc. & LOD unit = ng for Inst QC, ng/mL for SPM, ng/L for samples

Quantify Sample Report **MassLynx MassLynx V4.1 SCN909**
SGS Axys Analytical Services, Ltd.

Dataset: G:\Masslynx\Inst_L\PFAS\quanfile\FC2L_009-b.qld

Last Altered: Wednesday, January 12, 2022 10:02:34 Pacific Standard Time
Printed: Friday, January 14, 2022 10:14:07 Pacific Standard Time

ID: L36271-1,i,, Name: FC2L_009S26, Description: 1,WG79609,2/4000uL, Date: 11-Jan-2022, Time: 17:49:25

13C5-PFPeA

FC2L_009S26 Smooth(SG,3x1) F14:MRM of 8 channels,ES-
1,WG79609,2/4000uL L36271-1,i, 268.16 > 223.035
1.074e+006

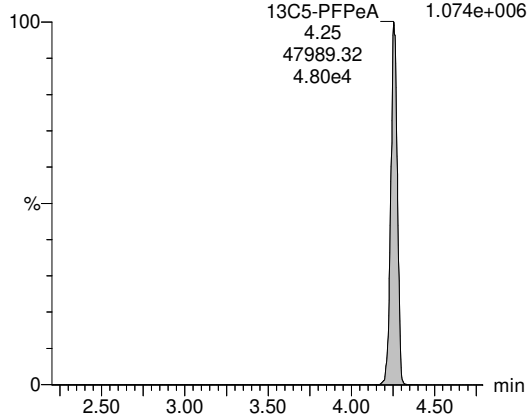

13C5-PFHxA

FC2L_009S26 Smooth(SG,3x1) F2:MRM of 24 channels,ES-
1,WG79609,2/4000uL L36271-1,i, 318.029 > 272.993
7.042e+005

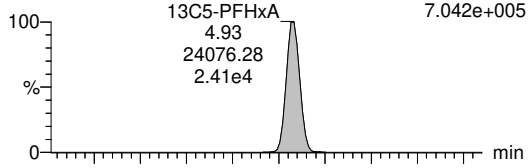

FC2L_009S26 Smooth(SG,3x1) F2:MRM of 24 channels,ES-
1,WG79609,2/4000uL L36271-1,i, 318.029 > 120.341
3.248e+004

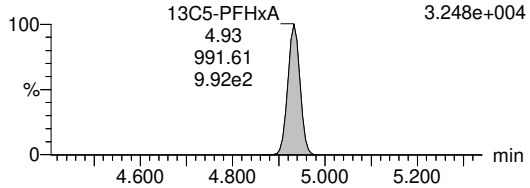

13C4-PFHpA

FC2L_009S26 Smooth(SG,3x1) F13:MRM of 7 channels,ES-
1,WG79609,2/4000uL L36271-1,i, 367.086 > 322.004
7.641e+005

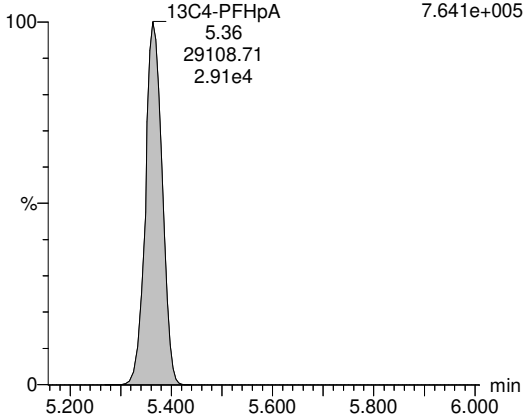

13C8-PFOA

FC2L_009S26 Smooth(SG,3x1) F3:MRM of 12 channels,ES-
1,WG79609,2/4000uL L36271-1,i, 421.096 > 376.022
5.605e+005

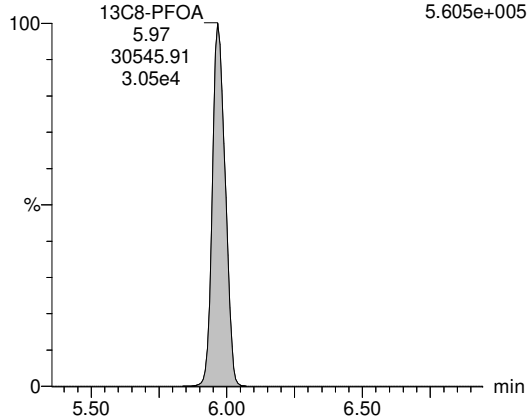

13C9-PFNA

FC2L_009S26 Smooth(SG,3x1) F4:MRM of 7 channels,ES-
1,WG79609,2/4000uL L36271-1,i, 472.096 > 427.014
2.694e+005

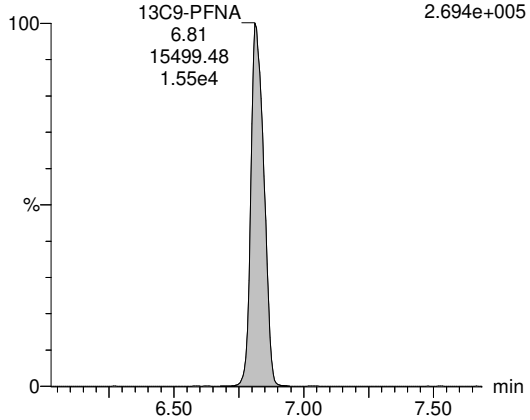

13C6-PFDA

FC2L_009S26 Smooth(SG,3x1) F5:MRM of 15 channels,ES-
1,WG79609,2/4000uL L36271-1,i, 519.147 > 474.058
3.588e+005

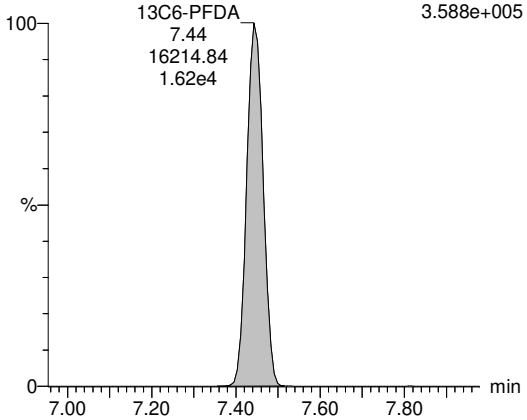

PV by TCH, SV by BRA 14-Jan-22, Conc. & LOD unit = ng for Inst QC, ng/mL for SPM, ng/L for samples

Quantify Sample Report **MassLynx MassLynx V4.1 SCN909**
SGS Axys Analytical Services, Ltd.

Dataset: G:\Masslynx\Inst_L\PFAS\quanfile\FC2L_009-b.qld

Last Altered: Wednesday, January 12, 2022 10:02:34 Pacific Standard Time
Printed: Friday, January 14, 2022 10:14:07 Pacific Standard Time

ID: L36271-1,i,, Name: FC2L_009S26, Description: 1,WG79609,2/4000uL, Date: 11-Jan-2022, Time: 17:49:25

13C7-PFUnA

FC2L_009S26 Smooth(SG,3x1) F9:MRM of 5 channels,ES-
1,WG79609,2/4000uL L36271-1,i, 570.019 > 525.05
4.312e+005

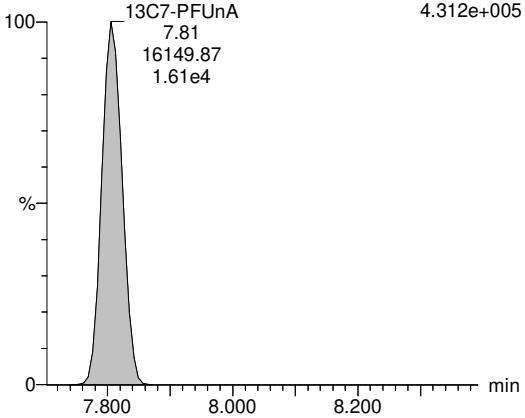

13C2-PFDoA

F11:MRM of 11 channels,ES-
615.127 > 570.013
3.344e+005

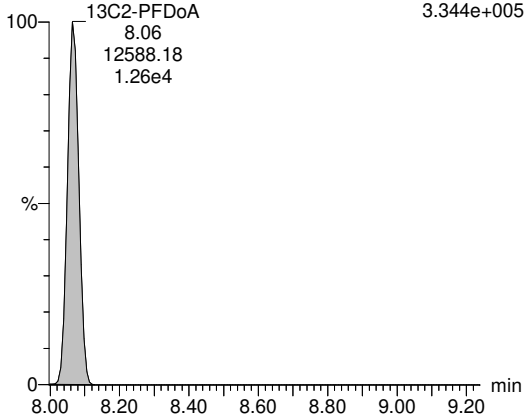

13C2-PFTeDA

FC2L_009S26 Smooth(SG,3x1) F8:MRM of 5 channels,ES-
1,WG79609,2/4000uL L36271-1,i, 715.057 > 670.026
1.932e+005

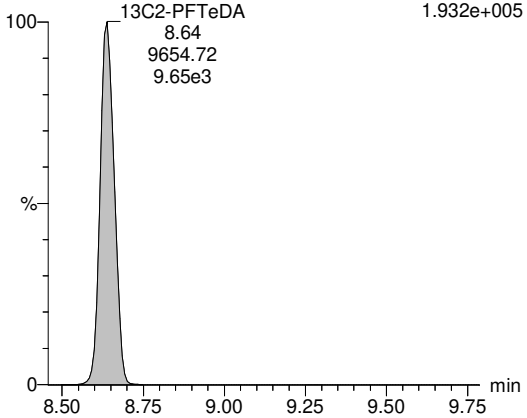

13C3-PFBS

FC2L_009S26 Smooth(SG,3x1) F2:MRM of 24 channels,ES-
1,WG79609,2/4000uL L36271-1,i, 302.056 > 79.865
4.805e+005

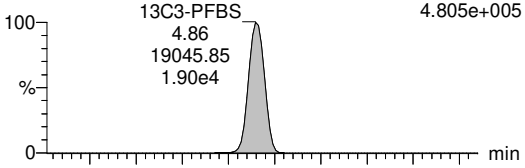

FC2L_009S26 Smooth(SG,3x1) F2:MRM of 24 channels,ES-
1,WG79609,2/4000uL L36271-1,i, 302.056 > 98.875
2.207e+005

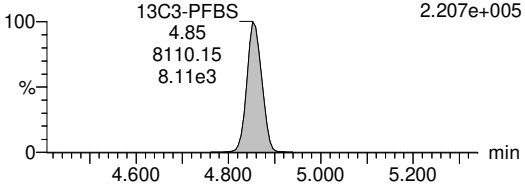

13C3-PFHxS

FC2L_009S26 Smooth(SG,3x1) F3:MRM of 12 channels,ES-
1,WG79609,2/4000uL L36271-1,i, 402.114 > 79.858
3.299e+005

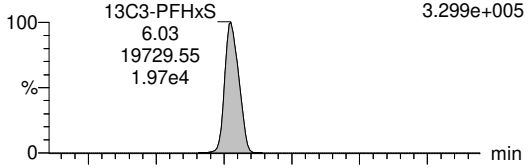

FC2L_009S26 Smooth(SG,3x1) F3:MRM of 12 channels,ES-
1,WG79609,2/4000uL L36271-1,i, 402.114 > 98.801
1.503e+005

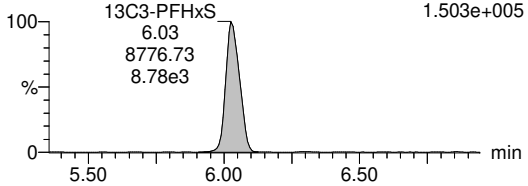

13C8-PFOS

FC2L_009S26 Smooth(SG,3x1) F5:MRM of 15 channels,ES-
1,WG79609,2/4000uL L36271-1,i, 507.124 > 79.858
3.839e+005

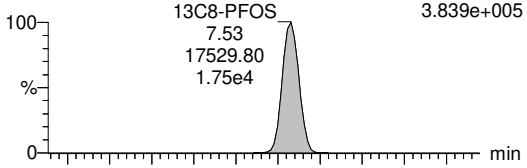

FC2L_009S26 Smooth(SG,3x1) F5:MRM of 15 channels,ES-
1,WG79609,2/4000uL L36271-1,i, 507.124 > 98.867
1.867e+005

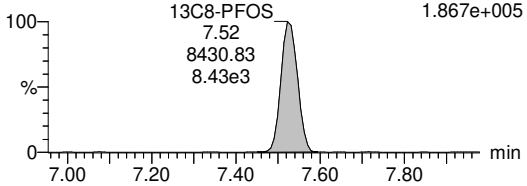

PV by TCH, SV by BRA 14-Jan-22, Conc. & LOD unit = ng for Inst QC, ng/mL for SPM, ng/L for samples

Quantify Sample Report **MassLynx MassLynx V4.1 SCN909**
SGS Axys Analytical Services, Ltd.

Dataset: G:\Masslynx\Inst_L\PFAS\quanfile\FC2L_009-b.qld

Last Altered: Wednesday, January 12, 2022 10:02:34 Pacific Standard Time
Printed: Friday, January 14, 2022 10:14:07 Pacific Standard Time

ID: L36271-1,i,, Name: FC2L_009S26, Description: 1,WG79609,2/4000uL, Date: 11-Jan-2022, Time: 17:49:25

13C2-4:2 FTS

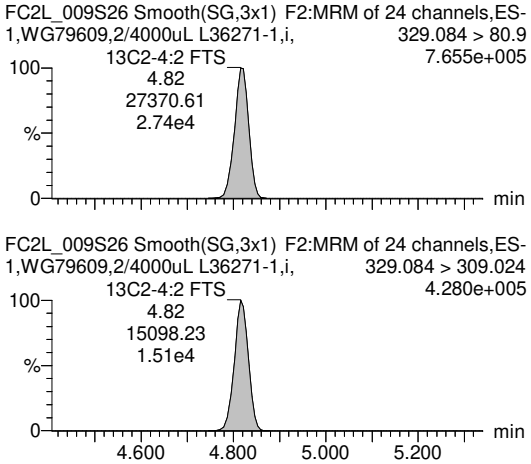

13C2-6:2 FTS

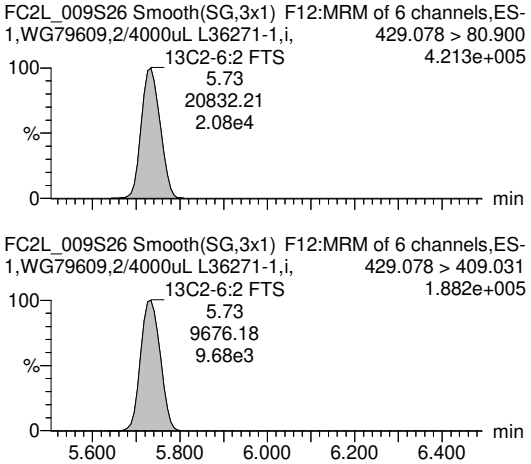

13C2-8:2 FTS

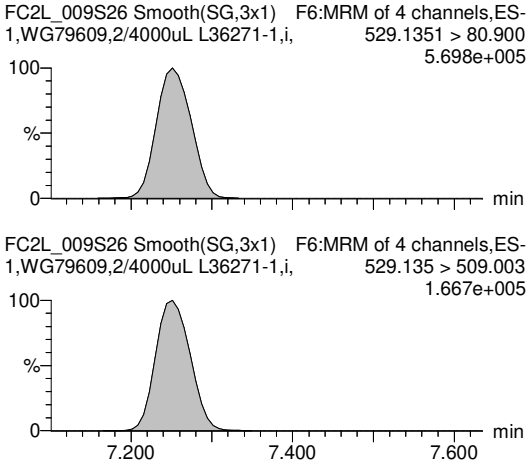

13C8-PFOSA

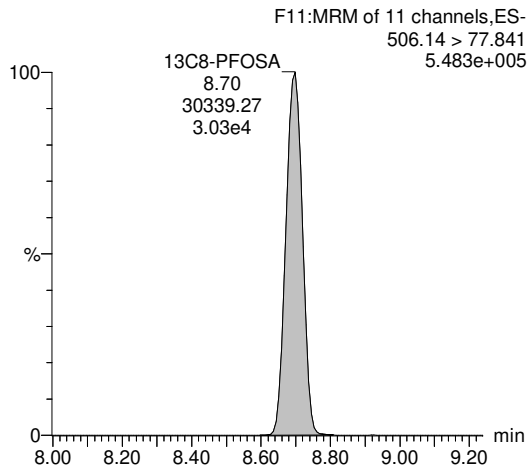

D3-N-MeFOSA

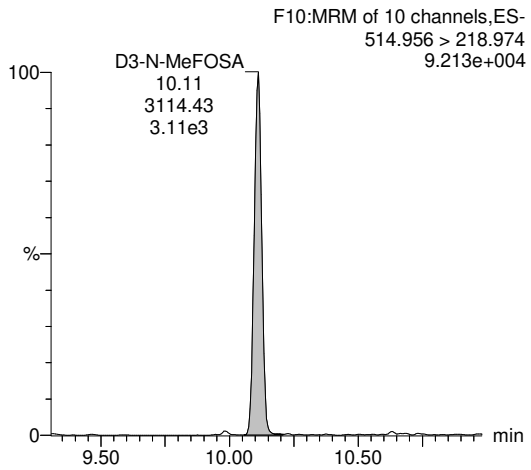

D5-N-EtFOSA

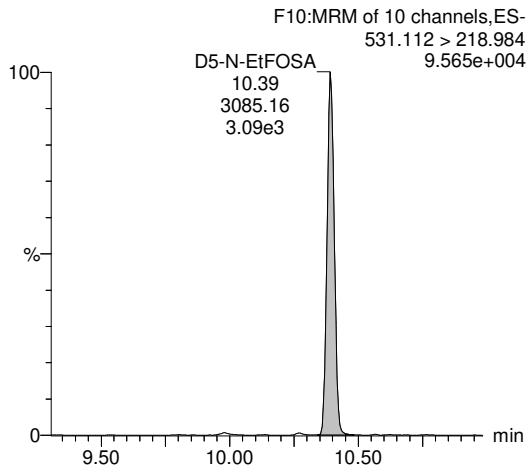

PV by TCH, SV by BRA 14-Jan-22, Conc. & LOD unit = ng for Inst QC, ng/mL for SPM, ng/L for samples

Quantify Sample Report **MassLynx MassLynx V4.1 SCN909**
SGS Axys Analytical Services, Ltd.

Dataset: G:\Masslynx\Inst_L\PFAS\quanfile\FC2L_009-b.qld

Last Altered: Wednesday, January 12, 2022 10:02:34 Pacific Standard Time
Printed: Friday, January 14, 2022 10:14:07 Pacific Standard Time

ID: L36271-1,i,, Name: FC2L_009S26, Description: 1,WG79609,2/4000uL, Date: 11-Jan-2022, Time: 17:49:25

D3-MeFOSAA

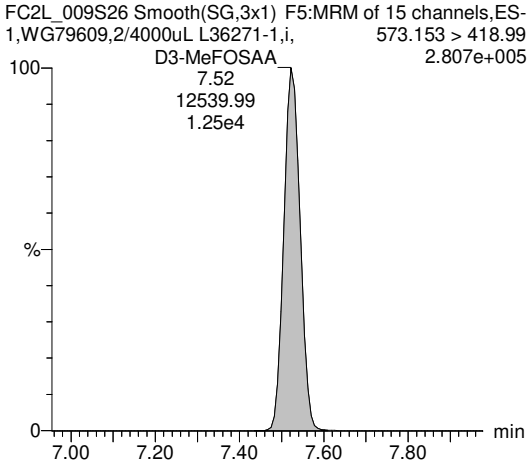

D5-EtFOSAA

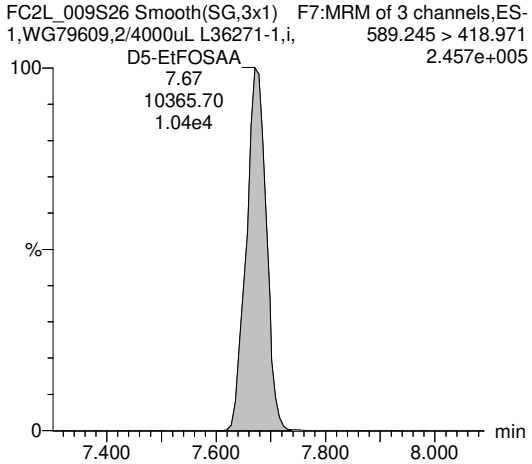

D7-N-MeFOSE

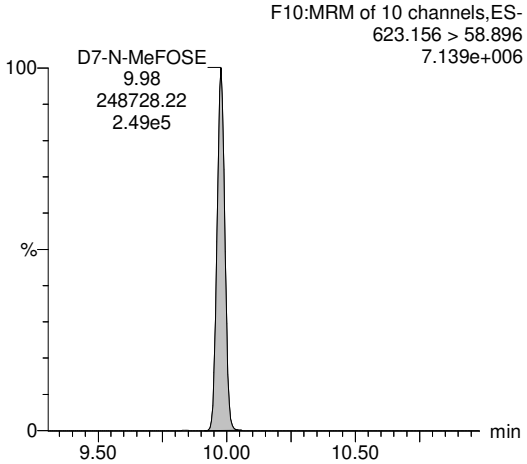

D9-N-EtFOSE

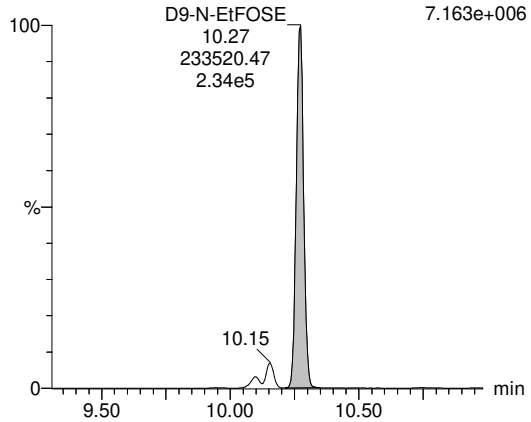

13C3-HFPO-DA

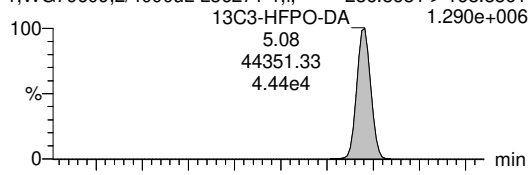

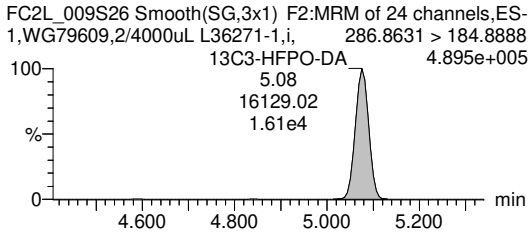

13C3-PFBA

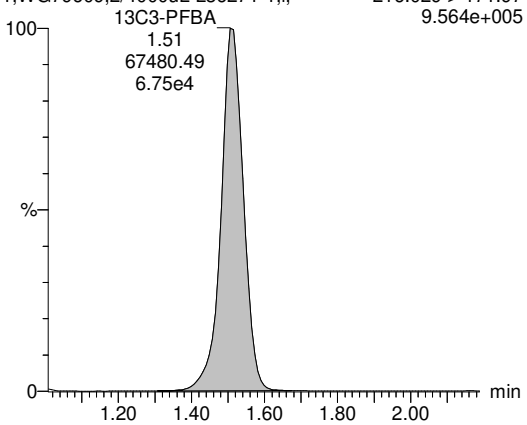

PV by TCH, SV by BRA 14-Jan-22, Conc. & LOD unit = ng for Inst QC, ng/mL for SPM, ng/L for samples

Quantify Sample Report **MassLynx MassLynx V4.1 SCN909**
SGS Axys Analytical Services, Ltd.

Dataset: G:\Masslynx\Inst_L\PFAS\quanfile\FC2L_009-b.qld

Last Altered: Wednesday, January 12, 2022 10:02:34 Pacific Standard Time
Printed: Friday, January 14, 2022 10:14:07 Pacific Standard Time

ID: L36271-1,i,, Name: FC2L_009S26, Description: 1,WG79609,2/4000uL, Date: 11-Jan-2022, Time: 17:49:25

13C2-PFHxA

FC2L_009S26 Smooth(SG,3x1) F2:MRM of 24 channels,ES-
1,WG79609,2/4000uL L36271-1,i, 315.083 > 269.984
1.107e+006

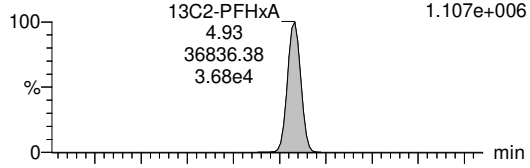

FC2L_009S26 Smooth(SG,3x1) F2:MRM of 24 channels,ES-
1,WG79609,2/4000uL L36271-1,i, 315.083 > 119.359
2.688e+004

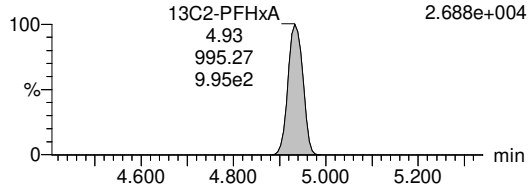

13C4-PFOA

FC2L_009S26 Smooth(SG,3x1) F3:MRM of 12 channels,ES-
1,WG79609,2/4000uL L36271-1,i, 417.083 > 171.95
1.811e+005

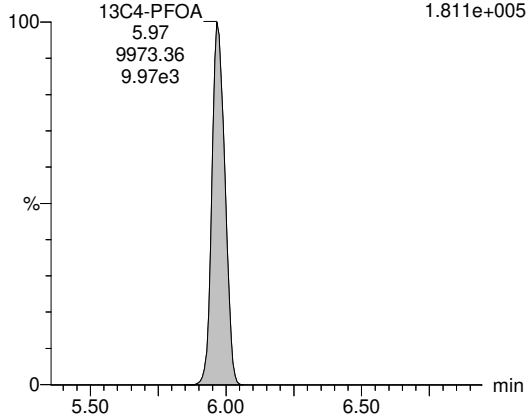

13C5-PFNA

FC2L_009S26 Smooth(SG,3x1) F4:MRM of 7 channels,ES-
1,WG79609,2/4000uL L36271-1,i, 468.019 > 423.008
2.769e+005

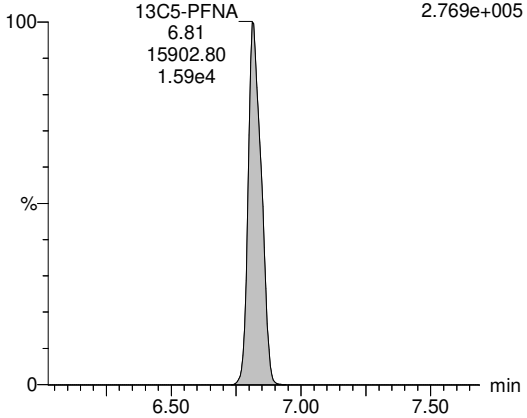

13C2-PFDA

FC2L_009S26 Smooth(SG,3x1) F5:MRM of 15 channels,ES-
1,WG79609,2/4000uL L36271-1,i, 515.134 > 470.05
3.837e+005

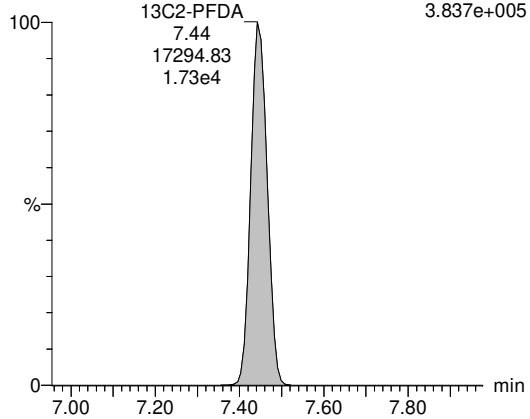

18O2-PFHxS

FC2L_009S26 Smooth(SG,3x1) F3:MRM of 12 channels,ES-
1,WG79609,2/4000uL L36271-1,i, 402.984 > 83.895
3.230e+005

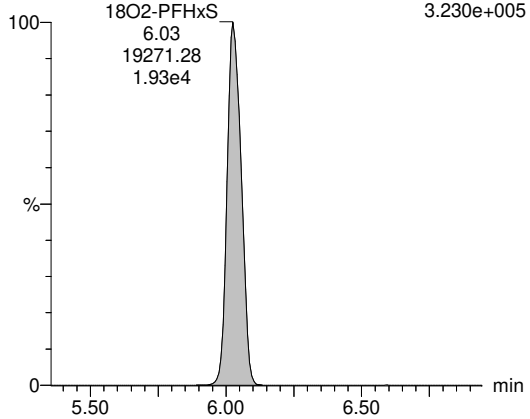

13C4-PFOS

FC2L_009S26 Smooth(SG,3x1) F5:MRM of 15 channels,ES-
1,WG79609,2/4000uL L36271-1,i, 502.791 > 79.856
4.555e+005

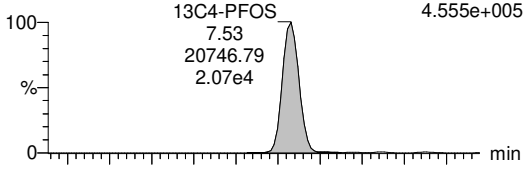

FC2L_009S26 Smooth(SG,3x1) F5:MRM of 15 channels,ES-
1,WG79609,2/4000uL L36271-1,i, 502.791 > 98.864
2.017e+005

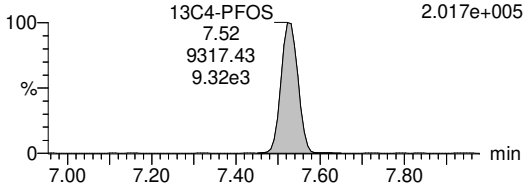

PV by TCH, SV by BRA 14-Jan-22, Conc. & LOD unit = ng for Inst QC, ng/mL for SPM, ng/L for samples

Quantify Sample Report **MassLynx MassLynx V4.1 SCN909**
SGS Axys Analytical Services, Ltd.

Dataset: G:\Masslynx\Inst_L\PFAS\quanfile\FC2L_009-b.qld

Last Altered: Wednesday, January 12, 2022 10:02:34 Pacific Standard Time
Printed: Friday, January 14, 2022 10:14:07 Pacific Standard Time

ID: L36271-1,i,, Name: FC2L_009S26, Description: 1,WG79609,2/4000uL, Date: 11-Jan-2022, Time: 17:49:25

13C2-D4-6:2 FTS

FC2L_009S26 Smooth(SG,3x1) F12:MRM of 6 channels,ES-
1,WG79609,2/4000uL L36271-1,i, 432.904 > 81.901
4.981e+005



FC2L_009S26 Smooth(SG,3x1) F12:MRM of 6 channels,ES-
1,WG79609,2/4000uL L36271-1,i, 432.904 > 411.943
1.838e+005

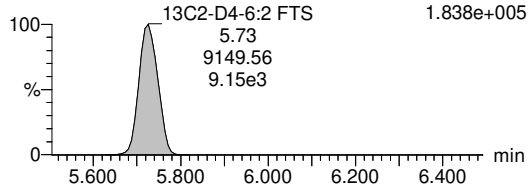

PV by TCH, SV by BRA 14-Jan-22, Conc. & LOD unit = ng for Inst QC, ng/mL for SPM, ng/L for samples

Quantify Sample Report **MassLynx MassLynx V4.1 SCN909**
SGS Axys Analytical Services, Ltd.

Dataset: G:\Masslynx\Inst_L\PFAS\quanfile\FC2L_009-b.qld

Last Altered: Wednesday, January 12, 2022 10:02:34 Pacific Standard Time
Printed: Friday, January 14, 2022 10:14:07 Pacific Standard Time

ID: L36271-1,i,, Name: FC2L_009S26, Description: 1,WG79609,2/4000uL, Date: 11-Jan-2022, Time: 17:49:25

#	IS#	Name	RT	Area	Confirm. Ion Area	IS Area	Std. Conc	Conc.	LOD	%Rec	Ratio (Pr...	Ratio	Ratio Fail(Y...	S/N	Noi...	IS Height	Samp. size	F2	Fla...
1	84	PFBA				141970			0.0846						629	2037650	0.437	1.0	
2	85	PFPeA				47989			0.1679						1585	1073627	0.437	1.0	
3	86	PFHxA	4.95	167	18	24076		0.149	0.0998		4.85	9.35	YES	4	1085	704059	0.437	1.0	bd
4	87	PFHpA				29109			0.0427		2.16				521	763945	0.437	1.0	
5	88	PFOA-I				30546			0.2782		1.96				3321	560369	0.437	1.0	
6	88	PFOA-II				30546			0.2782		0.00				3321	560369	0.437	1.0	
7	88	PFOA-III				30546			0.2782		0.00				3321	560369	0.437	1.0	
8	88	PFOA-IV				30546			0.2782		0.00				3321	560369	0.437	1.0	
9		PFOA-SUM		0		30546									3321	560369	0.437	1.0	
10	88	PFOA				30546			0.2782		1.96				3321	560369	0.437	1.0	
11	89	PFNA-I				15499			0.1106		2.85				888	269396	0.437	1.0	
12	89	PFNA-II				15499			0.1106		0.00				888	269396	0.437	1.0	
13	89	PFNA-III				15499			0.1106		0.00				888	269396	0.437	1.0	
14		PFNA-SUM		0		15499									888	269396	0.437	1.0	
15	89	PFNA				15499			0.1106		2.85				888	269396	0.437	1.0	
16	90	PFDA				16215			0.1161		3.07				1016	358698	0.437	1.0	
17	91	PFUnA				16150			0.1138		4.31				1090	431007	0.437	1.0	
18	92	PFDoA	8.06	41	14	12588		0.035	0.0550		7.42	2.90	YES	2	575	334083	0.437	1.0	bd
19	M...	PFTrDA				11121			0.1751		3.08				1089	263628	0.437	1.0	
20	93	PFTeDA				9655			0.1486		2.82				624	193172	0.437	1.0	
21	94	PFBS				19046			0.0197		2.59				159	480449	0.437	1.0	
22	95	PFPeS	5.43	2	3	19730		0.003	0.0024		2.24	0.65	YES	6	12	329809	0.437	1.0	dd
23	95	PFHxS-I	6.03	74	31	19730		0.073	0.0099		2.37	2.41	NO	26	56	329809	0.437	1.0	bd
24	95	PFHxS-II				19730			0.0099		3.26				56	329809	0.437	1.0	
25	95	PFHxS-III				19730			0.0099		2.72				56	329809	0.437	1.0	
26		PFHxS-SUM		74		19730		0.073	0.0099						56	329809	0.437	1.0	
27	95	PFHxS	6.03	74	31	19730		0.073	0.0099		2.40	2.41	NO	26	56	329809	0.437	1.0	bd
28	96	PFHpS	6.96	0	14	17530		0.000	0.0031		2.12	0.02	YES	1	19	383865	0.437	1.0	bb
29	96	PFOS-I				17530			0.0371		2.42				258	383865	0.437	1.0	
30	96	PFOS-II				17530			0.0371		2.75				258	383865	0.437	1.0	
31	96	PFOS-III	7.28	30	5	17530		0.032	0.0371		8.19	6.68	NO	2	258	383865	0.437	1.0	dd
32	96	PFOS-IV	7.12	64		17530		0.067	0.0371		2.14			4	258	383865	0.437	1.0	bd
33		PFOS-SUM		94		17530		0.099	0.0742						258	383865	0.437	1.0	
34	96	PFOS	7.69	27	22	17530		0.028	0.0371		2.54	1.24	YES	4	258	383865	0.437	1.0	bb
35	96	PFNS	7.85	19	20	17530		0.021	0.0089		2.36	0.97	YES	7	59	383865	0.437	1.0	dd

PV by TCH, SV by BRA 14-Jan-22, Conc. & LOD unit = ng for Inst QC, ng/mL for SPM, ng/L for samples

Quantify Sample Report **MassLynx MassLynx V4.1 SCN909**
SGS Axys Analytical Services, Ltd.

Dataset: G:\Masslynx\Inst_L\PFAS\quanfile\FC2L_009-b.qld

Last Altered: Wednesday, January 12, 2022 10:02:34 Pacific Standard Time
Printed: Friday, January 14, 2022 10:14:07 Pacific Standard Time

ID: L36271-1,i,, Name: FC2L_009S26, Description: 1,WG79609,2/4000uL, Date: 11-Jan-2022, Time: 17:49:25

#	IS#	Name	RT	Area	Confirm. Ion Area	IS Area	Std. Conc	Conc.	LOD	%Rec	Ratio (Pr...	Ratio	Ratio Fail(Y...	S/N	Noi...	IS Height	Samp. size	F2	Fla...
36	96	PFDS	8.11	23	5	17530		0.027	0.0021		2.36	4.31	YES	47	13	383865	0.437	1.0	bd
37	96	PFDoS	8.69	2	45	17530		0.003	0.0048		2.24	0.05	YES	1	25	383865	0.437	1.0	bb
38	97	4:2 FTS	4.83	5	11	27371		0.016	0.0050		0.43	0.43	NO	10	13	765074	0.437	1.0	dd
39	98	6:2 FTS				20832			0.0304		0.44				48	421127	0.437	1.0	
40	99	8:2 FTS	7.27	3	1	28323		0.020	0.0483		0.57	4.78	YES	2	54	569604	0.437	1.0	db
41	100	PFOSA-I	8.71	44		30339		0.033	0.0024					41	19	548128	0.437	1.0	bd
42	100	PFOSA-II	8.71	44		30339		0.033	0.0024					41	19	548128	0.437	1.0	bd
43		PFOSA-SUM		88		30339		0.067	0.0048						19	548128	0.437	1.0	
44	100	PFOSA	8.71	44		30339		0.033	0.0024					41	19	548128	0.437	1.0	bd
45	101	N-MeFOSA-I				3114			0.0103		0.55				15	92081	0.437	1.0	
46	101	N-MeFOSA-II	9.98	5	2	3114		0.036	0.0103		1.14	2.19	YES	12	15	92081	0.437	1.0	bb
47		N-MeFOSA-SUM		5		3114		0.036	0.0103						15	92081	0.437	1.0	
48	101	N-MeFOSA	9.98	5	2	3114		0.036	0.0103		0.53	2.19	YES	12	15	92081	0.437	1.0	bb
49	102	N-EtFOSA-I	10.40	4	9	3085		0.025	0.0142		0.55	0.46	NO	8	24	95603	0.437	1.0	db
50	102	N-EtFOSA-II	10.28	10	12	3085		0.063	0.0142		1.28	0.82	NO	6	24	95603	0.437	1.0	bd
51		N-EtFOSA-SUM		14		3085		0.089	0.0284						24	95603	0.437	1.0	
52	102	N-EtFOSA	10.40	4	9	3085		0.025	0.0142		0.53	0.46	NO	8	24	95603	0.437	1.0	db
53	103	MeFOSAA-I				12540			0.0183		2.01				32	280739	0.437	1.0	
54	103	MeFOSAA-II				12540			0.0183		1.84				32	280739	0.437	1.0	
55	103	MeFOSAA-III				12540			0.0183		0.29				32	280739	0.437	1.0	
56		MeFOSAA-SUM		0		12540									32	280739	0.437	1.0	
57	103	MeFOSAA				12540			0.0183		1.87				32	280739	0.437	1.0	
58	104	EtFOSAA-I				10366			0.0076		1.24				10	245711	0.437	1.0	
59	104	EtFOSAA-II				10366			0.0076		0.34				10	245711	0.437	1.0	
60	104	EtFOSAA-III				10366			0.0076		0.63				10	245711	0.437	1.0	
61		EtFOSAA-SUM		0		10366									10	245711	0.437	1.0	
62	104	EtFOSAA				10366			0.0076		1.09				10	245711	0.437	1.0	
63	105	N-MeFOSE-I				248728			0.0265						303	7133546	0.437	1.0	
64	105	N-MeFOSE-II				248728			0.0265						303	7133546	0.437	1.0	
65	105	N-MeFOSE-III				248728			0.0265						303	7133546	0.437	1.0	
66		N-MeFOSE-SUM		0		248728									303	7133546	0.437	1.0	
67	105	N-MeFOSE				248728			0.0265						303	7133546	0.437	1.0	
68	106	N-EtFOSE-I	10.29	216		233520		0.178	0.0320					16	396	7157773	0.437	1.0	bb
69	106	N-EtFOSE-II				233520			0.0320						396	7157773	0.437	1.0	
70	106	N-EtFOSE-III	10.12	21		233520		0.017	0.0320					2	396	7157773	0.437	1.0	bb

PV by TCH, SV by BRA 14-Jan-22, Conc. & LOD unit = ng for Inst QC, ng/mL for SPM, ng/L for samples

Quantify Sample Report **MassLynx MassLynx V4.1 SCN909**
SGS Axys Analytical Services, Ltd.

Dataset: G:\Masslynx\Inst_L\PFAS\quanfile\FC2L_009-b.qld

Last Altered: Wednesday, January 12, 2022 10:02:34 Pacific Standard Time
Printed: Friday, January 14, 2022 10:14:07 Pacific Standard Time

ID: L36271-1,i,, Name: FC2L_009S26, Description: 1,WG79609,2/4000uL, Date: 11-Jan-2022, Time: 17:49:25

#	IS#	Name	RT	Area	Confirm. Ion Area	IS Area	Std. Conc	Conc.	LOD	%Rec	Ratio (Pr...	Ratio	Ratio Fail(Y...	S/N	Noi...	IS Height	Samp. size	F2	Fla...
71		N-EtFOSE-SUM		236		233520		0.195	0.0640						396	7157773	0.437	1.0	
72	106	N-EtFOSE	10.29	216		233520		0.178	0.0320					16	396	7157773	0.437	1.0	bb
73	107	HFPO-DA				44351			0.0130		2.87				67	1289656	0.437	1.0	
74	107	ADONA				44351			0.0010		1.08				34	1289656	0.437	1.0	
75	107	9Cl-PF3ONS				44351			0.0032		3.20				30	1289656	0.437	1.0	
76	107	11Cl-PF3OUdS				44351			0.0045		3.13				23	1289656	0.437	1.0	
77	85	3:3 FTCA	3.76	9	44	47989		0.101	0.0612		1.75	0.20	YES	8	40	1073627	0.437	1.0	bb
78	86	5:3 FTCA				24076			0.0242		1.20				43	704059	0.437	1.0	
79	86	7:3 FTCA				24076			0.5172		0.71				532	704059	0.437	1.0	
80	86	PFEESA				24076			0.0005		9.28				16	704059	0.437	1.0	
81	85	PFMPA	2.37	119		47989		0.062	0.0239					4	341	1073627	0.437	1.0	bb
82	85	PFMBA	4.35	3		47989		0.001	0.0053					4	100	1073627	0.437	1.0	bb
83	86	NFDHA	4.85	0	7	24076		0.010	0.0433		0.94	0.07	YES	1	19	704059	0.437	1.0	MM
84	108	13C4-PFBA	1.51	141970		67480	40.000	84.384	0.0128	92.1				200...	102	955325	0.437	1.0	bb
85	109	13C5-PFPeA	4.25	47989		36836	20.000	36.297	0.6246	79.2				130	8271	1106839	0.437	1.0	bb
86	109	13C5-PFHxA	4.93	24076	992	36836	10.000	21.405	0.0010	93.5	23.32	24.28	NO	644...	11	1106839	0.437	1.0	bb
87	110	13C4-PFHpA	5.36	29109		9973	10.000	20.157	0.0061	88.0				143...	53	181036	0.437	1.0	bb
88	110	13C8-PFOA	5.97	30546		9973	10.000	18.819	0.0029	82.2				196...	29	181036	0.437	1.0	bb
89	111	13C9-PFNA	6.81	15499		15903	5.000	9.729	0.0157	85.0				1857	145	276891	0.437	1.0	bb
90	112	13C6-PFDA	7.44	16215		17295	5.000	10.669	0.0020	93.2				157...	23	383633	0.437	1.0	bb
91	112	13C7-PFUnA	7.81	16150		17295	5.000	9.792	0.0159	85.5				2220	194	383633	0.437	1.0	bb
92	112	13C2-PFDoA	8.06	12588		17295	5.000	8.866	0.0019	77.4				166...	20	383633	0.437	1.0	bb
93	112	13C2-PFTeDA	8.64	9655		17295	5.000	7.753	0.0039	67.7				5319	36	383633	0.437	1.0	bb
94	113	13C3-PFBS	4.86	19046	8110	19271	10.030	18.203	0.0036	79.2	2.73	2.35	NO	225...	21	322982	0.437	1.0	bb
95	113	13C3-PFHxS	6.03	19730	8777	19271	10.015	20.670	0.0034	90.1	2.38	2.25	NO	183...	18	322982	0.437	1.0	bb
96	114	13C8-PFOS	7.53	17530	8431	20747	10.062	21.309	0.0037	92.5	2.33	2.08	NO	170...	23	455441	0.437	1.0	bb
97	115	13C2-4:2 FTS	4.82	27371	15098	24635	20.168	46.486	0.0173	100.6	1.62	1.81	NO	111...	69	497922	0.437	1.0	bb
98	115	13C2-6:2 FTS	5.73	20832	9676	24635	19.998	42.639	0.0050	93.1	1.88	2.15	NO	253...	17	497922	0.437	1.0	bb
99	115	13C2-8:2 FTS	7.25	28323	8217	24635	20.040	36.641	0.0194	79.8	3.76	3.45	NO	5637	101	497922	0.437	1.0	bb
1...	114	13C8-PFOSA	8.70	30339		20747	10.000	18.431	0.0039	80.5				116...	47	455441	0.437	1.0	bb
1...	114	D3-N-MeFOSA	10.11	3114		20747	10.000	12.352	0.0311	53.9				1605	57	455441	0.437	1.0	bd
1...	114	D5-N-EtFOSA	10.39	3085		20747	10.000	12.210	0.0487	53.3				1061	90	455441	0.437	1.0	bb
1...	115	D3-MeFOSAA	7.52	12540		24635	20.000	24.413	0.0023	53.3				360...	8	497922	0.437	1.0	bd
1...	115	D5-EtFOSAA	7.67	10366		24635	20.000	24.584	0.0086	53.7				100...	24	497922	0.437	1.0	bd
1...	114	D7-N-MeFOSE	9.98	248728		20747	100.000	148.335	0.0566	64.8				102...	695	455441	0.437	1.0	bb

PV by TCH, SV by BRA 14-Jan-22, Conc. & LOD unit = ng for Inst QC, ng/mL for SPM, ng/L for samples

Quantify Sample Report **MassLynx MassLynx V4.1 SCN909**
SGS Axys Analytical Services, Ltd.

Dataset: G:\Masslynx\Inst_L\PFAS\quanfile\FC2L_009-b.qld

Last Altered: Wednesday, January 12, 2022 10:02:34 Pacific Standard Time
Printed: Friday, January 14, 2022 10:14:07 Pacific Standard Time

ID: L36271-1,i,, Name: FC2L_009S26, Description: 1,WG79609,2/4000uL, Date: 11-Jan-2022, Time: 17:49:25

#	IS#	Name	RT	Area	Confirm. Ion Area	IS Area	Std. Conc	Conc.	LOD	%Rec	Ratio (Pr...	Ratio	Ratio Fail(Y...	S/N	Noi...	IS Height	Samp. size	F2	Fla...
1...	114	D9-N-EtFOSE	10.27	233520		20747	100.000	107.664	0.0223	47.0				202...	353	455441	0.437	1.0	bb
1...	109	13C3-HFPO-DA	5.08	44351	16129	36836	40.000	84.512	0.0256	92.3	2.64	2.75	NO	9578	135	1106839	0.437	1.0	bb
1...		13C3-PFBA	1.51	67480			20.000	31.393	0.0141	68.5				6657	143		0.437	1.0	bb
1...		13C2-PFHxA	4.93	36836	995		10.000	15.439	0.0007	67.4	35.50	37.01	NO	664...	17		0.437	1.0	bb
110		13C4-PFOA	5.97	9973			10.000	17.397	0.0052	76.0				101...	18		0.437	1.0	bb
111		13C5-PFNA	6.81	15903			5.000	7.873	0.0030	68.7				7757	36		0.437	1.0	dd
112		13C2-PFDA	7.44	17295			5.000	7.673	0.0010	67.0				224...	17		0.437	1.0	bb
113		18O2-PFHxS	6.03	19271			10.050	15.522	0.0018	67.4				260...	12		0.437	1.0	bb
114		13C4-PFOS	7.53	20747	9317		10.150	15.390	0.0048	66.2	2.17	2.23	NO	9644	47		0.437	1.0	bd
115		13C2-D4-6:2 F...	5.73	24635	9150		20.000	87.984	0.0263	192.1	2.50	2.69	NO	100...	50		0.437	1.0	bb

PV by TCH, SV by BRA 14-Jan-22, Conc. & LOD unit = ng for Inst QC, ng/mL for SPM, ng/L for samples

Quantify Sample Report **MassLynx MassLynx V4.1 SCN909**
SGS Axys Analytical Services, Ltd.

Dataset: G:\Masslynx\Inst_L\PFAS\quanfile\FC2L_008-b.qld

Last Altered: Tuesday, January 11, 2022 20:21:00 Pacific Standard Time
Printed: Thursday, January 13, 2022 14:33:45 Pacific Standard Time

ID: L36271-2,,, Name: FC2L_008S28, Description: 1,WG79609,2/4000uL, Date: 11-Jan-2022, Time: 03:07:42

PFBA

FC2L_008S28 Smooth(SG,3x1) F1:MRM of 3 channels,ES-
1,WG79609,2/4000uL L36271-2,, 212.763 > 168.903
PFBA;1.56;382.83;3.83e2 1.969e+004

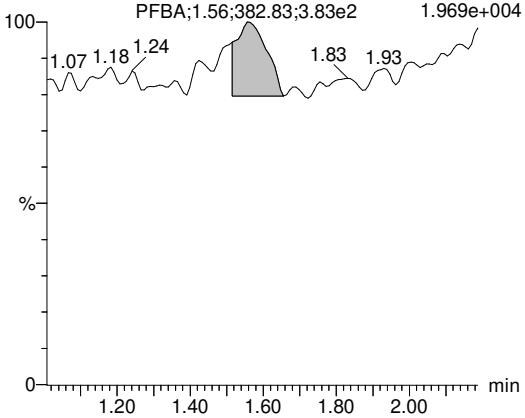

PFPeA

FC2L_008S28 Smooth(SG,3x1) F14:MRM of 8 channels,ES-
1,WG79609,2/4000uL L36271-2,, 262.951 > 218.996
1.770e+005

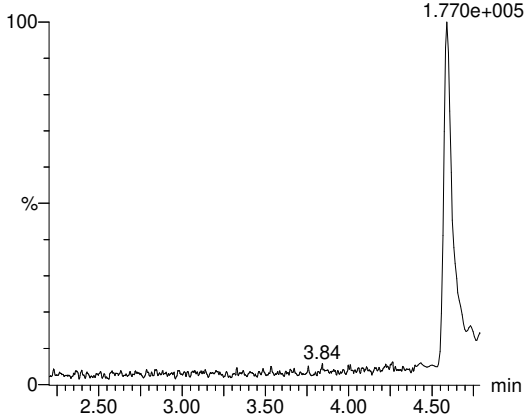

PFHxA

FC2L_008S28 Smooth(SG,3x1) F2:MRM of 24 channels,ES-
1,WG79609,2/4000uL L36271-2,, 313.012 > 269.017
PFHxA;4.94;81.02;8.10e1 7.325e+003

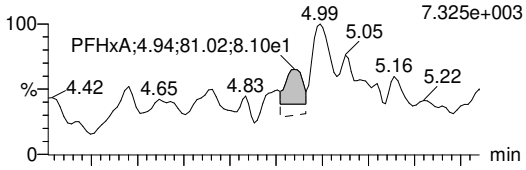

FC2L_008S28 Smooth(SG,3x1) F2:MRM of 24 channels,ES-
1,WG79609,2/4000uL L36271-2,, 313.012 > 118.918
1.238e+003

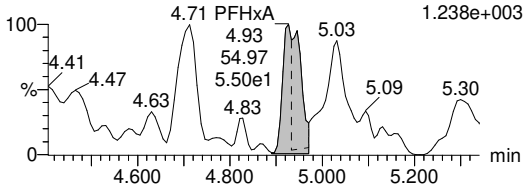

PFHpA

FC2L_008S28 Smooth(SG,3x1) F13:MRM of 7 channels,ES-
1,WG79609,2/4000uL L36271-2,, 363.073 > 319.025
PFHpA 5.102e+003

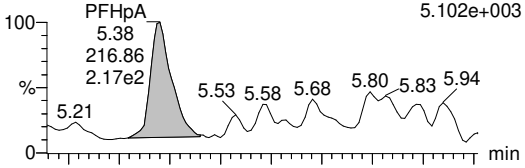

FC2L_008S28 Smooth(SG,3x1) F13:MRM of 7 channels,ES-
1,WG79609,2/4000uL L36271-2,, 363.073 > 168.962
PFHpA 1.717e+003

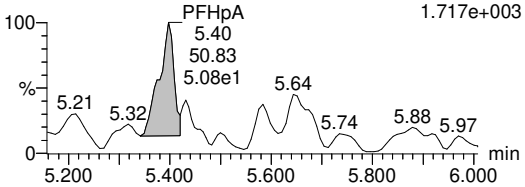

PFOA-I

FC2L_008S28 Smooth(SG,3x1) F3:MRM of 12 channels,ES-
1,WG79609,2/4000uL L36271-2,, 413.006 > 369.03
1.745e+004

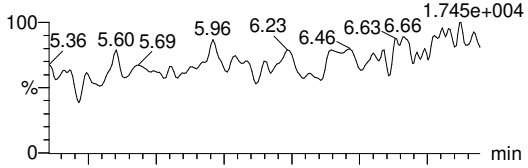

FC2L_008S28 Smooth(SG,3x1) F3:MRM of 12 channels,ES-
1,WG79609,2/4000uL L36271-2,, 413.006 > 168.963
1.909e+003

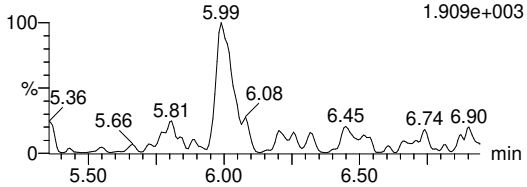

PFOA-II

FC2L_008S28 Smooth(SG,3x1) F3:MRM of 12 channels,ES-
1,WG79609,2/4000uL L36271-2,, 413.006 > 369.03
1.745e+004

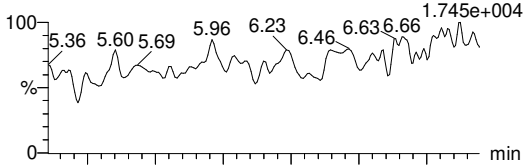

FC2L_008S28 Smooth(SG,3x1) F3:MRM of 12 channels,ES-
1,WG79609,2/4000uL L36271-2,, 413.006 > 168.963
1.909e+003

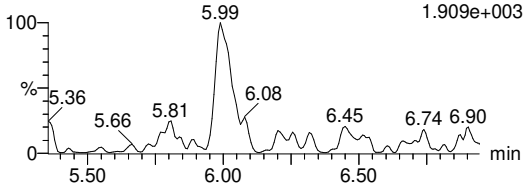

PV by TCH, SV by BRA 13-Jan-22, Conc. & LOD unit = ng for Inst QC, ng/mL for SPM, ng/L for samples

Quantify Sample Report **MassLynx MassLynx V4.1 SCN909**
SGS Axys Analytical Services, Ltd.

Dataset: G:\Masslynx\Inst_L\PFAS\quanfile\FC2L_008-b.qld

Last Altered: Tuesday, January 11, 2022 20:21:00 Pacific Standard Time
Printed: Thursday, January 13, 2022 14:33:45 Pacific Standard Time

ID: L36271-2,,, Name: FC2L_008S28, Description: 1,WG79609,2/4000uL, Date: 11-Jan-2022, Time: 03:07:42

PFOA-III

FC2L_008S28 Smooth(SG,3x1) F3:MRM of 12 channels,ES-
1,WG79609,2/4000uL L36271-2,, 413.006 > 369.03
1.745e+004

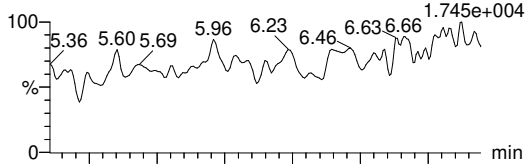

FC2L_008S28 Smooth(SG,3x1) F3:MRM of 12 channels,ES-
1,WG79609,2/4000uL L36271-2,, 413.006 > 168.963
1.909e+003

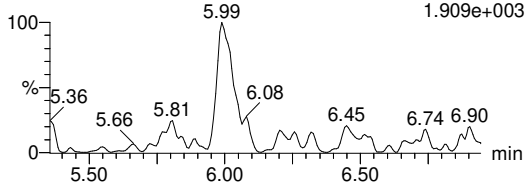

PFOA-IV

FC2L_008S28 Smooth(SG,3x1) F3:MRM of 12 channels,ES-
1,WG79609,2/4000uL L36271-2,, 413.006 > 369.03
1.745e+004

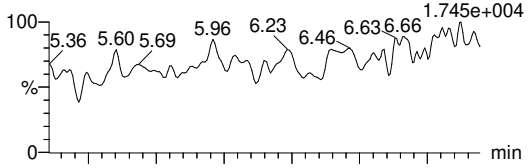

FC2L_008S28 Smooth(SG,3x1) F3:MRM of 12 channels,ES-
1,WG79609,2/4000uL L36271-2,, 413.006 > 168.963
1.909e+003

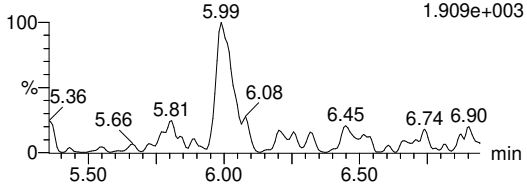

PFOA-SUM

FC2L_008S28 Smooth(SG,3x1) F3:MRM of 12 channels,ES-
1,WG79609,2/4000uL L36271-2,, 413.006 > 369.03
1.745e+004

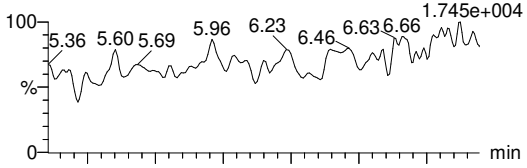

FC2L_008S28 Smooth(SG,3x1) F3:MRM of 12 channels,ES-
1,WG79609,2/4000uL L36271-2,, 413.006 > 168.963
1.909e+003

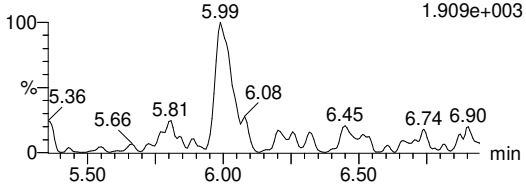

PFOA

FC2L_008S28 Smooth(SG,3x1) F3:MRM of 12 channels,ES-
1,WG79609,2/4000uL L36271-2,, 413.006 > 369.03
1.745e+004

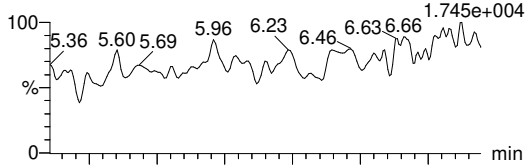

FC2L_008S28 Smooth(SG,3x1) F3:MRM of 12 channels,ES-
1,WG79609,2/4000uL L36271-2,, 413.006 > 168.963
1.909e+003

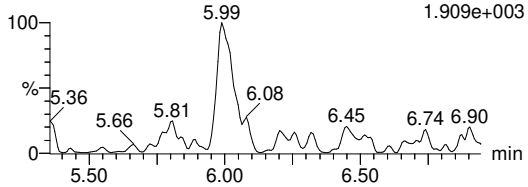

PFNA-I

FC2L_008S28 Smooth(SG,3x1) F4:MRM of 7 channels,ES-
1,WG79609,2/4000uL L36271-2,, 463.002 > 418.97
3.936e+003

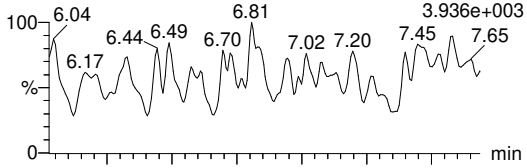

FC2L_008S28 Smooth(SG,3x1) F4:MRM of 7 channels,ES-
1,WG79609,2/4000uL L36271-2,, 463.002 > 218.968
5.554e+002

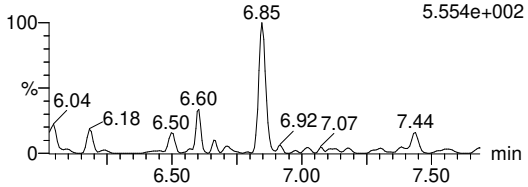

PFNA-II

FC2L_008S28 Smooth(SG,3x1) F4:MRM of 7 channels,ES-
1,WG79609,2/4000uL L36271-2,, 463.002 > 418.97
3.936e+003

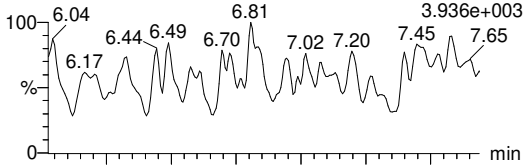

FC2L_008S28 Smooth(SG,3x1) F4:MRM of 7 channels,ES-
1,WG79609,2/4000uL L36271-2,, 463.002 > 218.968
5.554e+002

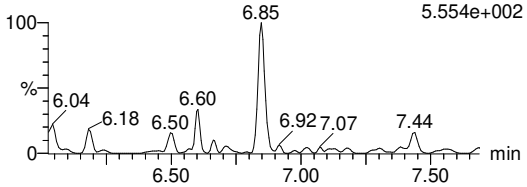

PV by TCH, SV by BRA 13-Jan-22, Conc. & LOD unit = ng for Inst QC, ng/mL for SPM, ng/L for samples

Quantify Sample Report **MassLynx MassLynx V4.1 SCN909**
SGS Axys Analytical Services, Ltd.

Dataset: G:\Masslynx\Inst_L\PFAS\quanfile\FC2L_008-b.qld

Last Altered: Tuesday, January 11, 2022 20:21:00 Pacific Standard Time
Printed: Thursday, January 13, 2022 14:33:45 Pacific Standard Time

ID: L36271-2,,, Name: FC2L_008S28, Description: 1,WG79609,2/4000uL, Date: 11-Jan-2022, Time: 03:07:42

PFNA-III

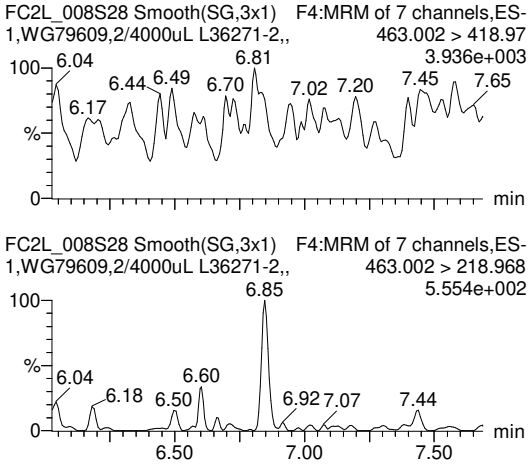

PFNA-SUM

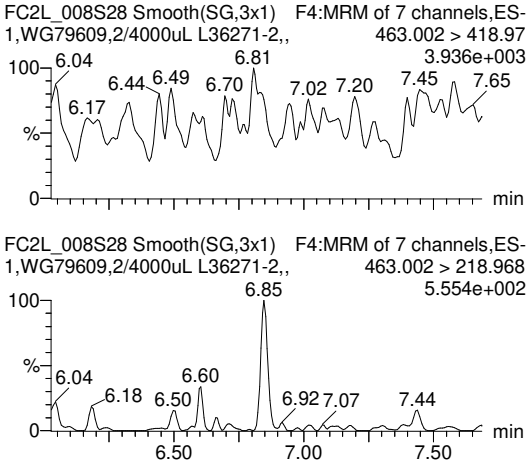

PFNA

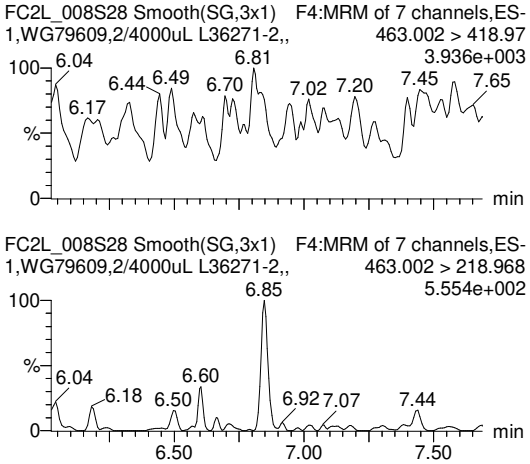

PFDA

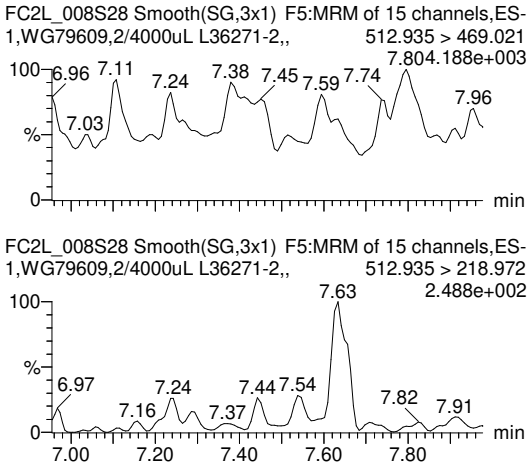

PFUnA

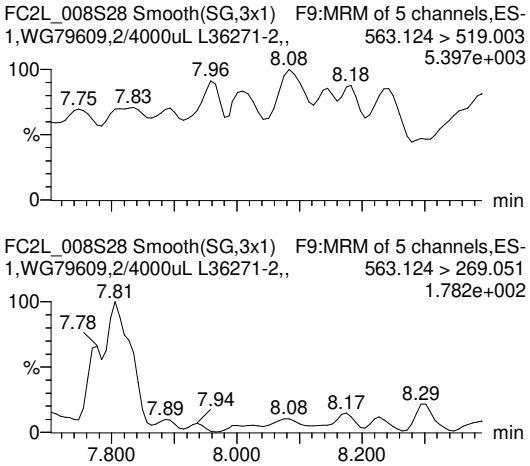

PFDoA

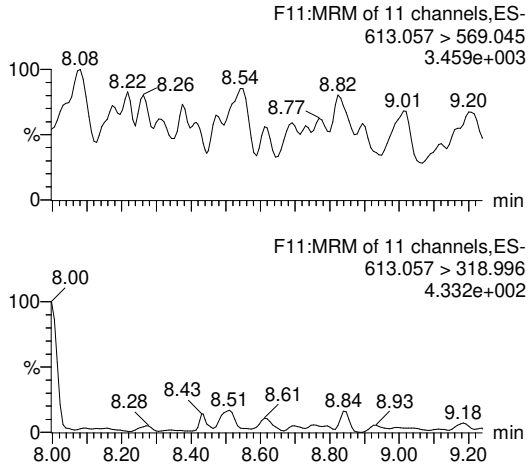

PV by TCH, SV by BRA 13-Jan-22, Conc. & LOD unit = ng for Inst QC, ng/mL for SPM, ng/L for samples

Quantify Sample Report **MassLynx MassLynx V4.1 SCN909**
SGS Axys Analytical Services, Ltd.

Dataset: G:\Masslynx\Inst_L\PFAS\quanfile\FC2L_008-b.qld

Last Altered: Tuesday, January 11, 2022 20:21:00 Pacific Standard Time
Printed: Thursday, January 13, 2022 14:33:45 Pacific Standard Time

ID: L36271-2,,, Name: FC2L_008S28, Description: 1,WG79609,2/4000uL, Date: 11-Jan-2022, Time: 03:07:42

PFTrDA

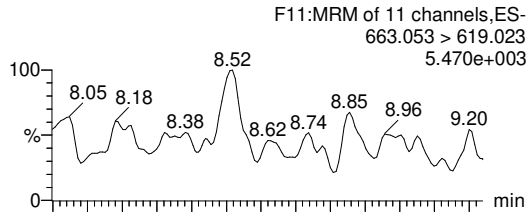

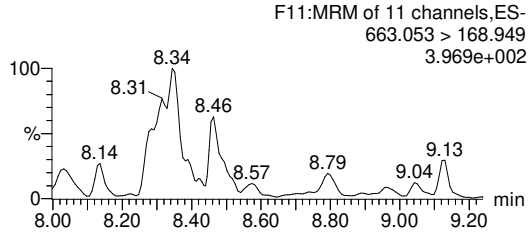

PFTeDA

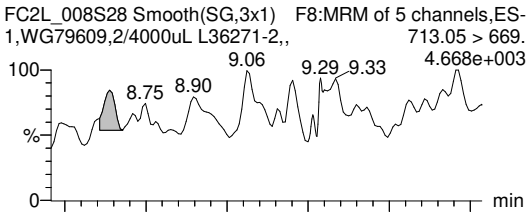

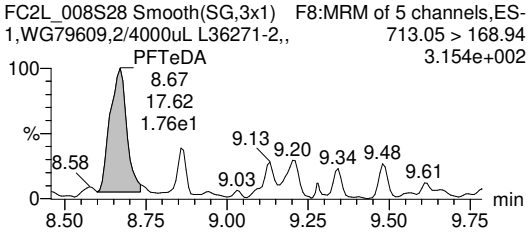

PFBS

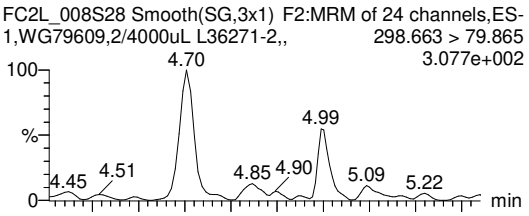

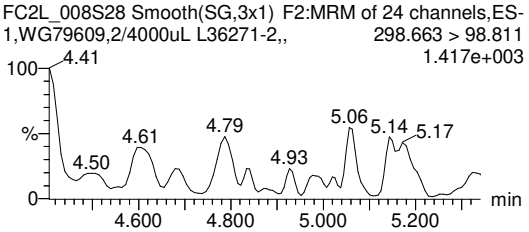

PFPeS

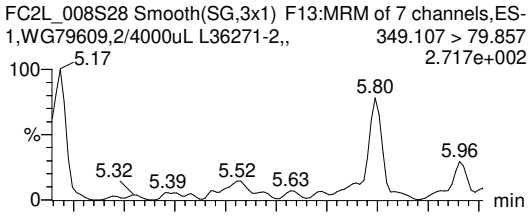

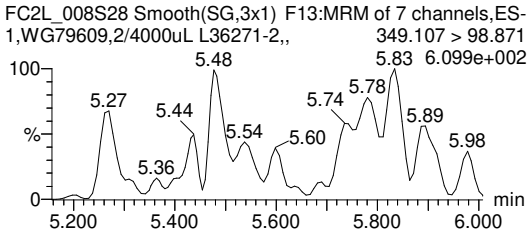

PFHxS-I

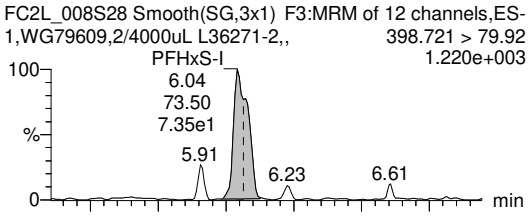

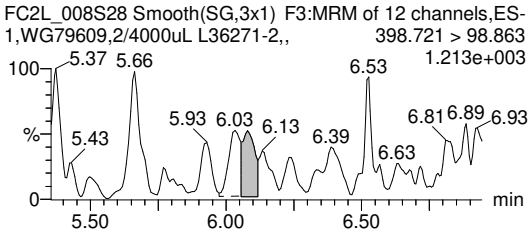

PFHxS-II

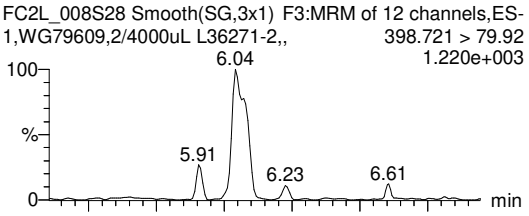

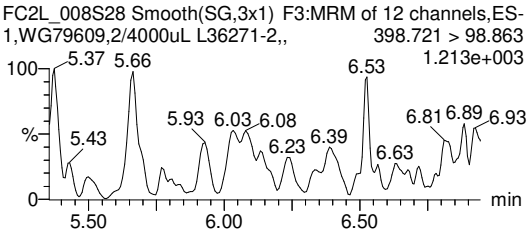

PV by TCH, SV by BRA 13-Jan-22, Conc. & LOD unit = ng for Inst QC, ng/mL for SPM, ng/L for samples

Quantify Sample Report **MassLynx MassLynx V4.1 SCN909**
SGS Axys Analytical Services, Ltd.

Dataset: G:\Masslynx\Inst_L\PFAS\quanfile\FC2L_008-b.qld

Last Altered: Tuesday, January 11, 2022 20:21:00 Pacific Standard Time
Printed: Thursday, January 13, 2022 14:33:45 Pacific Standard Time

ID: L36271-2,,, Name: FC2L_008S28, Description: 1,WG79609,2/4000uL, Date: 11-Jan-2022, Time: 03:07:42

PFHxS-III

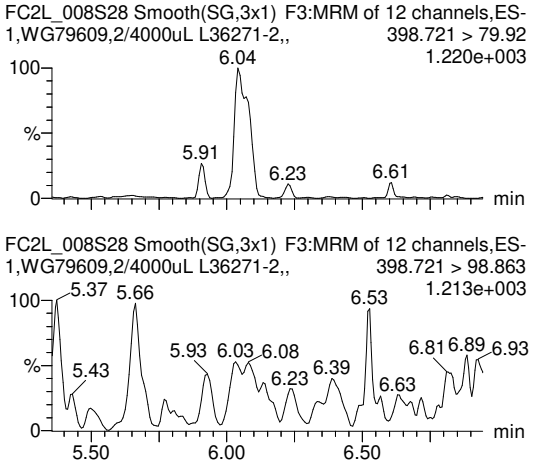

PFHxS-SUM

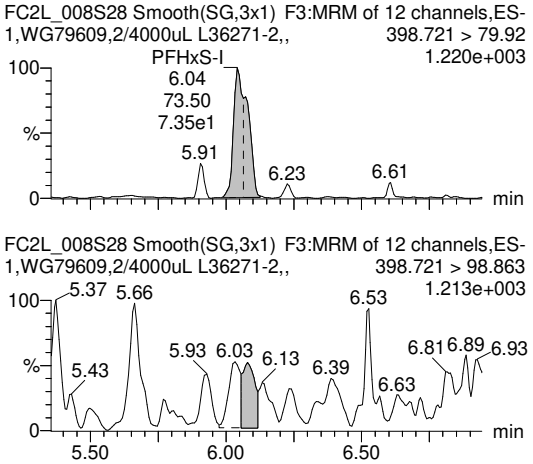

PFHxS

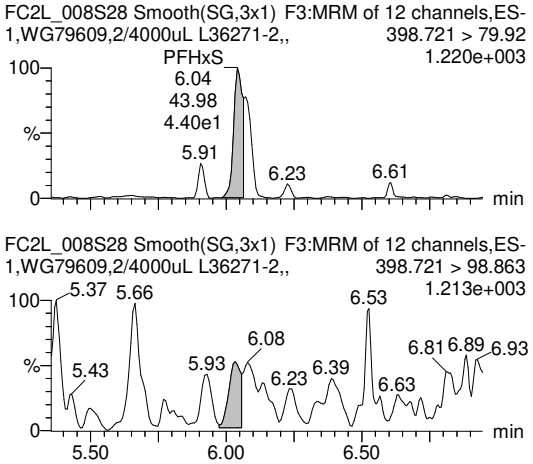

PFHpS

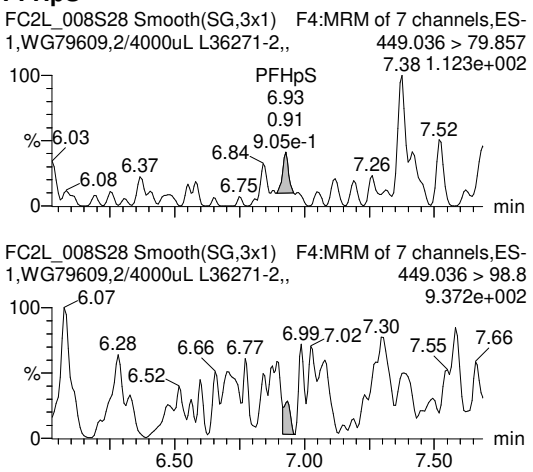

PFOS-I

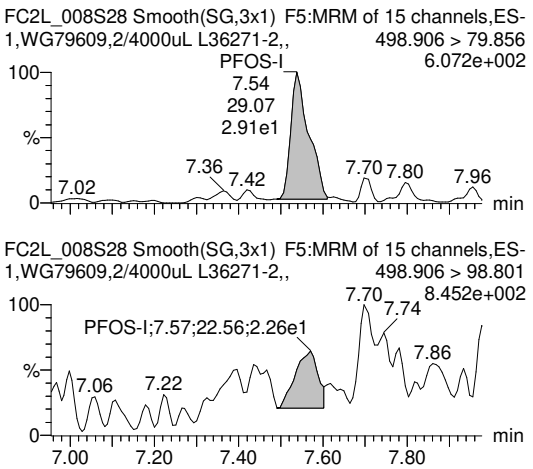

PFOS-II

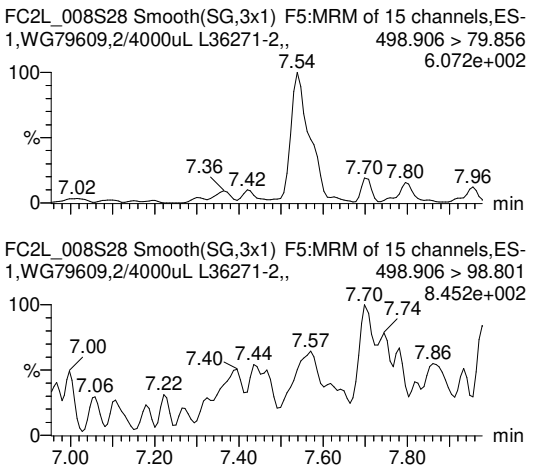

PV by TCH, SV by BRA 13-Jan-22, Conc. & LOD unit = ng for Inst QC, ng/mL for SPM, ng/L for samples

Quantify Sample Report **MassLynx MassLynx V4.1 SCN909**
SGS Axys Analytical Services, Ltd.

Dataset: G:\Masslynx\Inst_L\PFAS\quanfile\FC2L_008-b.qld

Last Altered: Tuesday, January 11, 2022 20:21:00 Pacific Standard Time
Printed: Thursday, January 13, 2022 14:33:45 Pacific Standard Time

ID: L36271-2,,, Name: FC2L_008S28, Description: 1,WG79609,2/4000uL, Date: 11-Jan-2022, Time: 03:07:42

PFOS-III

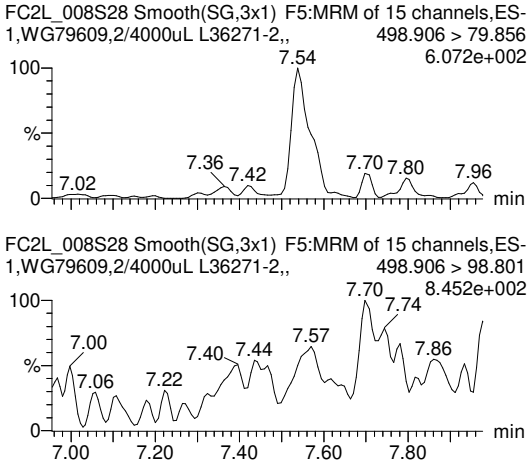

PFOS-IV

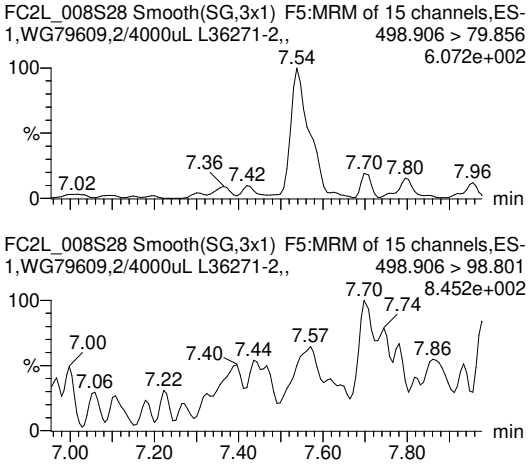

PFOS-SUM

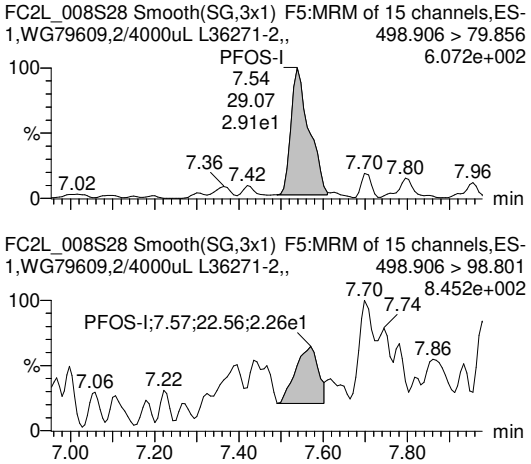

PFOS

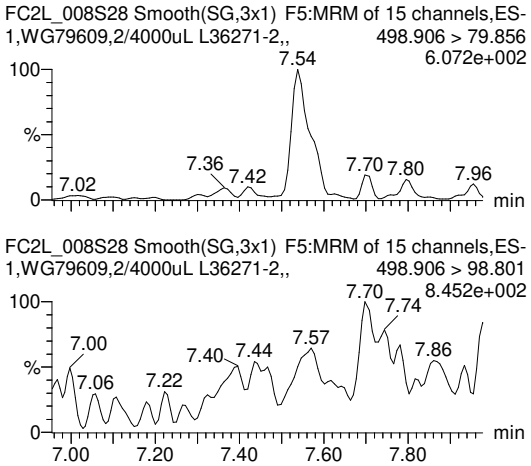

PFNS

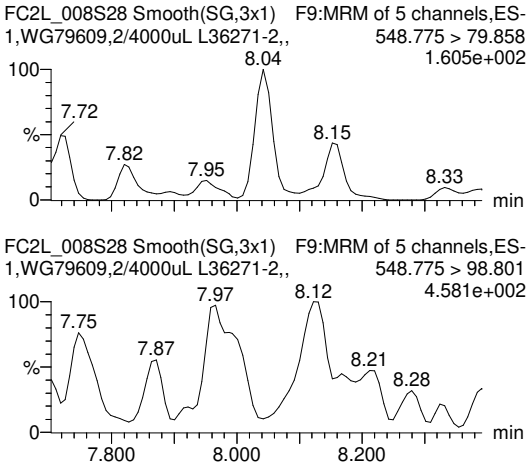

PFDS

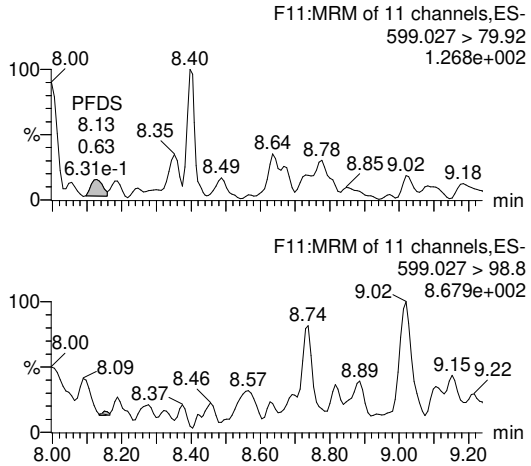

PV by TCH, SV by BRA 13-Jan-22, Conc. & LOD unit = ng for Inst QC, ng/mL for SPM, ng/L for samples

Quantify Sample Report **MassLynx MassLynx V4.1 SCN909**
SGS Axys Analytical Services, Ltd.

Dataset: G:\Masslynx\Inst_L\PFAS\quanfile\FC2L_008-b.qld

Last Altered: Tuesday, January 11, 2022 20:21:00 Pacific Standard Time
Printed: Thursday, January 13, 2022 14:33:45 Pacific Standard Time

ID: L36271-2,,, Name: FC2L_008S28, Description: 1,WG79609,2/4000uL, Date: 11-Jan-2022, Time: 03:07:42

PFDoS

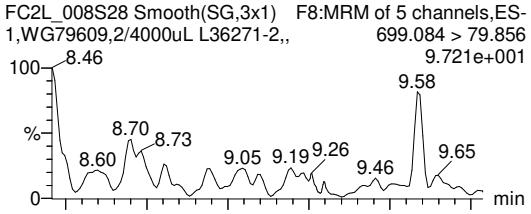

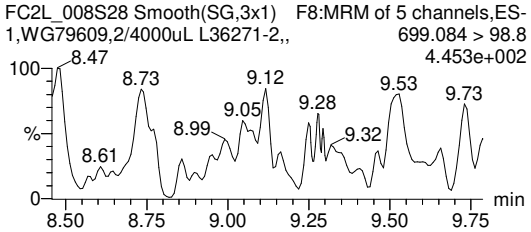

4:2 FTS

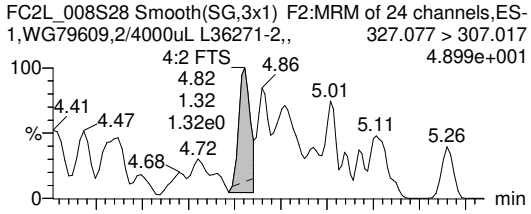

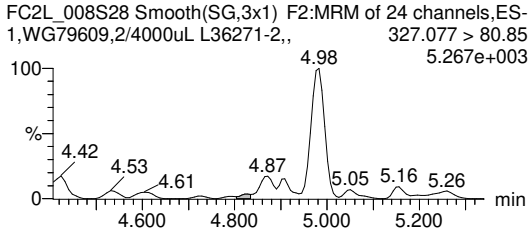

6:2 FTS

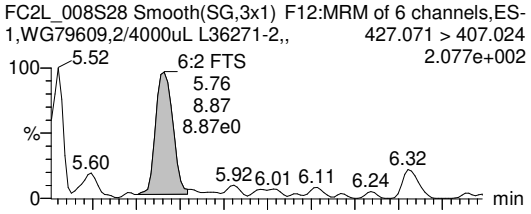

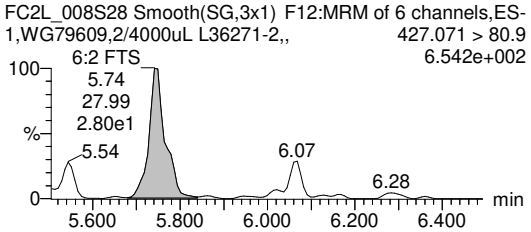

8:2 FTS

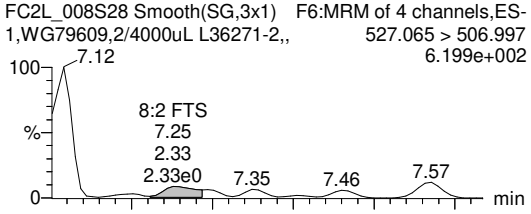

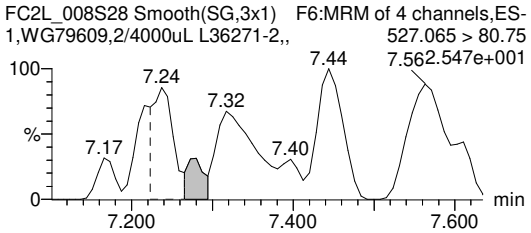

PFOSA-I

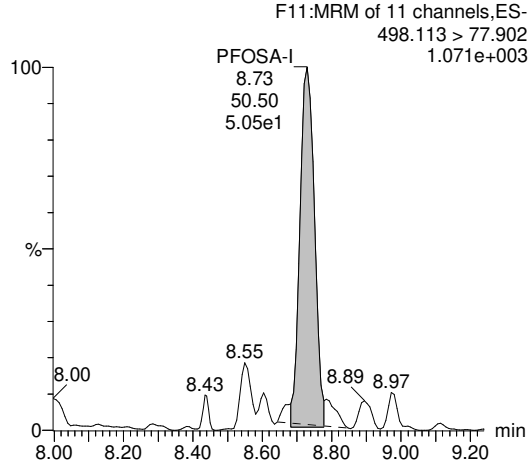

PFOSA-II

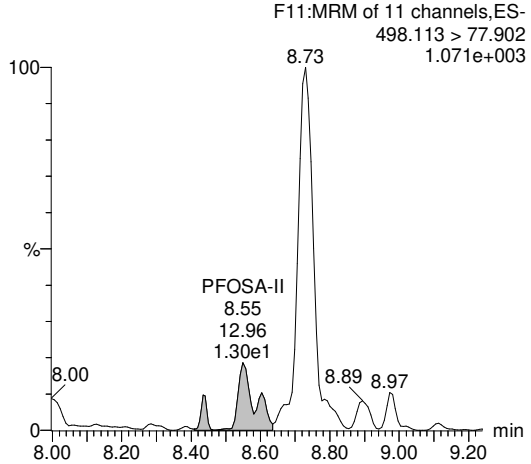

PV by TCH, SV by BRA 13-Jan-22, Conc. & LOD unit = ng for Inst QC, ng/mL for SPM, ng/L for samples

Quantify Sample Report **MassLynx MassLynx V4.1 SCN909**
SGS Axys Analytical Services, Ltd.

Dataset: G:\Masslynx\Inst_L\PFAS\quanfile\FC2L_008-b.qld

Last Altered: Tuesday, January 11, 2022 20:21:00 Pacific Standard Time
Printed: Thursday, January 13, 2022 14:33:45 Pacific Standard Time

ID: L36271-2,,, Name: FC2L_008S28, Description: 1,WG79609,2/4000uL, Date: 11-Jan-2022, Time: 03:07:42

PFOSA-SUM

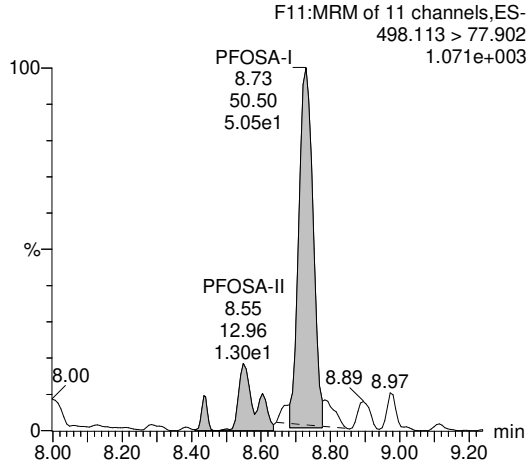

PFOSA

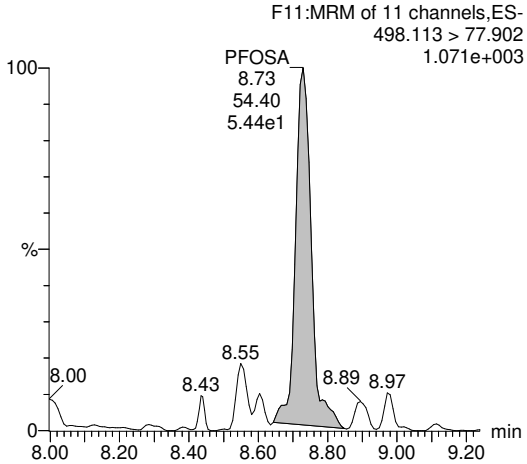

N-MeFOSA-I

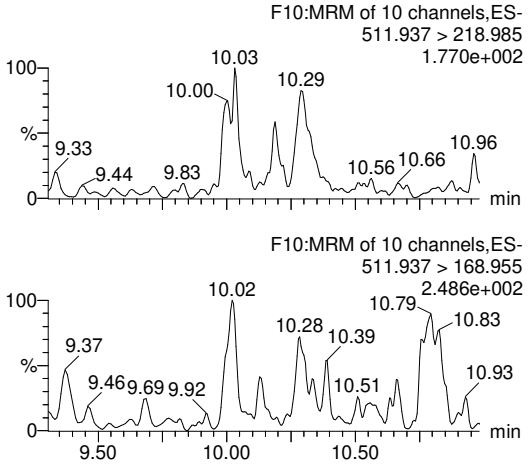

N-MeFOSA-II

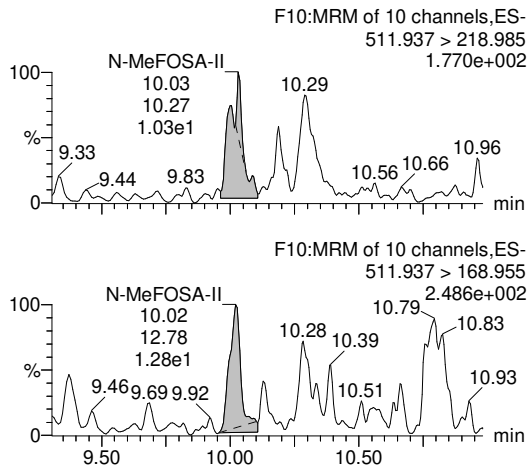

N-MeFOSA-SUM

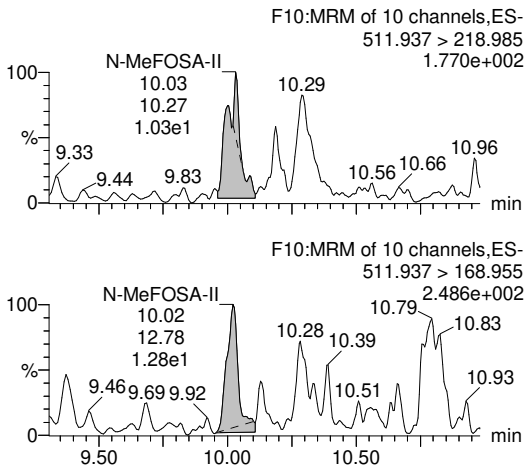

N-MeFOSA

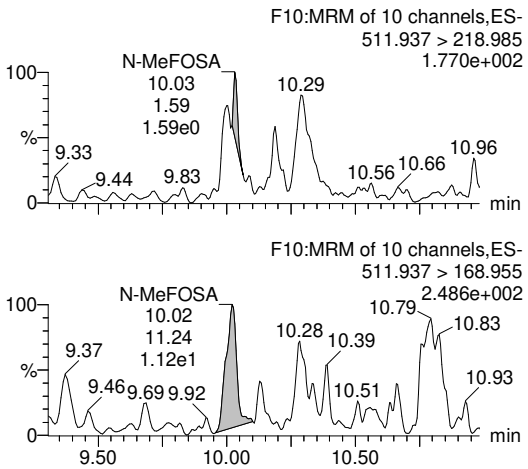

PV by TCH, SV by BRA 13-Jan-22, Conc. & LOD unit = ng for Inst QC, ng/mL for SPM, ng/L for samples

Quantify Sample Report **MassLynx MassLynx V4.1 SCN909**
SGS Axys Analytical Services, Ltd.

Dataset: G:\Masslynx\Inst_L\PFAS\quanfile\FC2L_008-b.qld

Last Altered: Tuesday, January 11, 2022 20:21:00 Pacific Standard Time
Printed: Thursday, January 13, 2022 14:33:45 Pacific Standard Time

ID: L36271-2,,, Name: FC2L_008S28, Description: 1,WG79609,2/4000uL, Date: 11-Jan-2022, Time: 03:07:42

N-EtFOSA-I

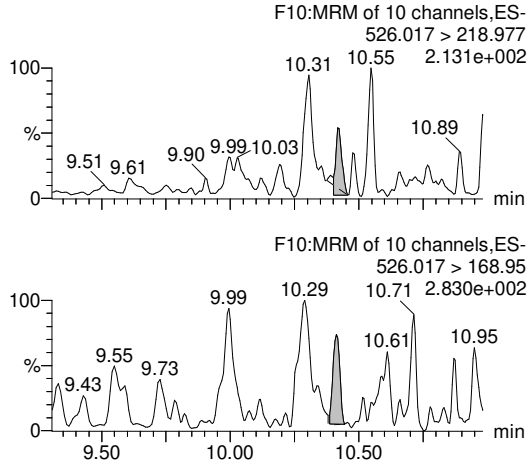

N-EtFOSA-II

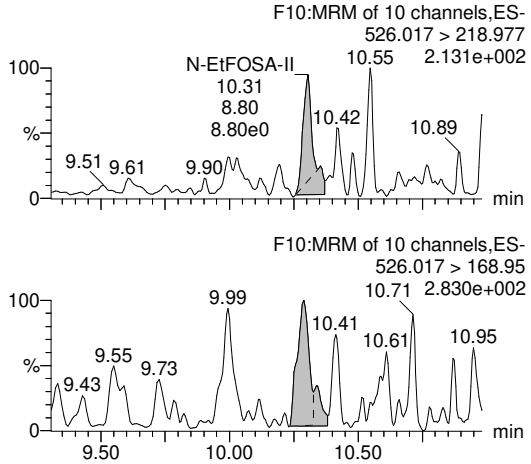

N-EtFOSA-SUM

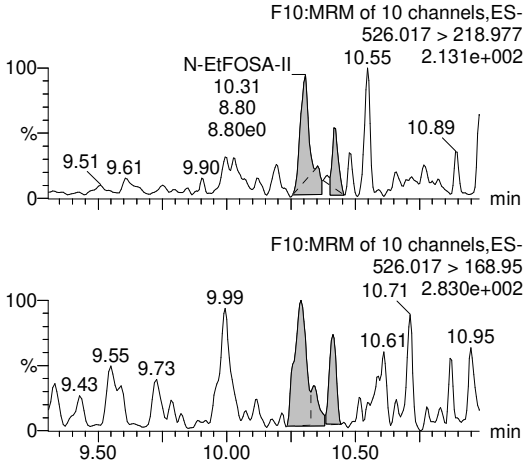

N-EtFOSA

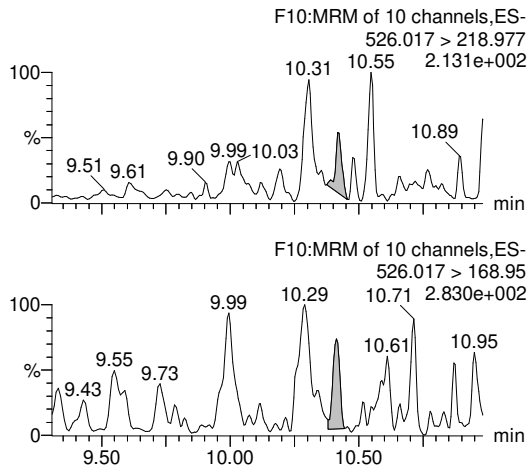

MeFOSAA-I

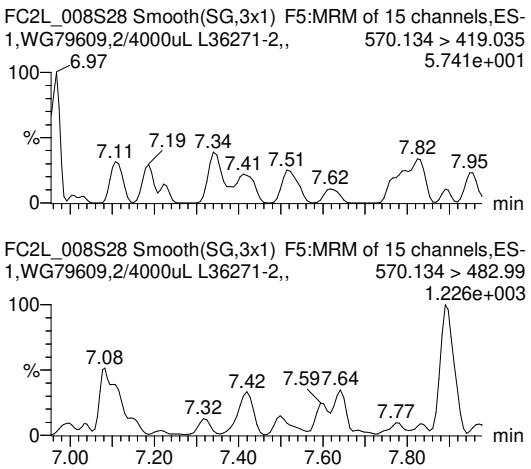

MeFOSAA-II

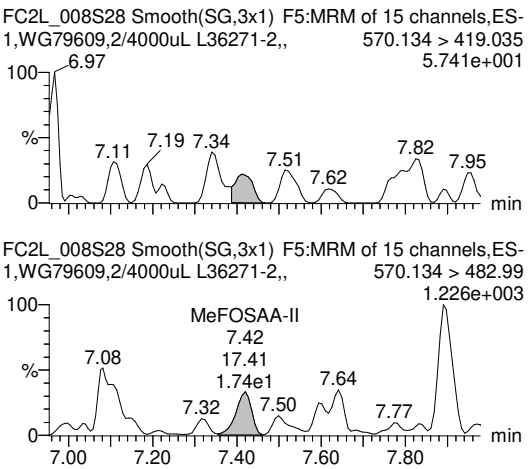

PV by TCH, SV by BRA 13-Jan-22, Conc. & LOD unit = ng for Inst QC, ng/mL for SPM, ng/L for samples

Quantify Sample Report **MassLynx MassLynx V4.1 SCN909**
SGS Axys Analytical Services, Ltd.

Dataset: G:\Masslynx\Inst_L\PFAS\quanfile\FC2L_008-b.qld

Last Altered: Tuesday, January 11, 2022 20:21:00 Pacific Standard Time
Printed: Thursday, January 13, 2022 14:33:45 Pacific Standard Time

ID: L36271-2,,, Name: FC2L_008S28, Description: 1,WG79609,2/4000uL, Date: 11-Jan-2022, Time: 03:07:42

MeFOSAA-III

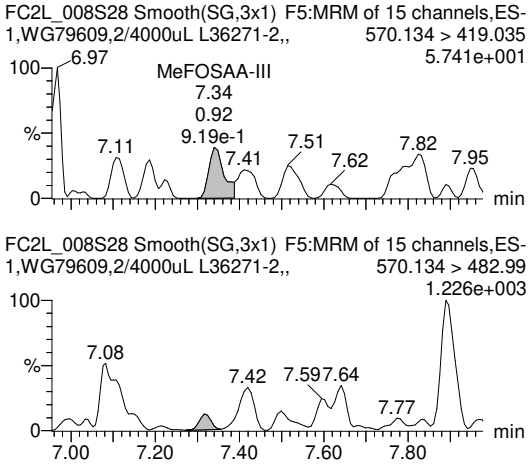

MeFOSAA-SUM

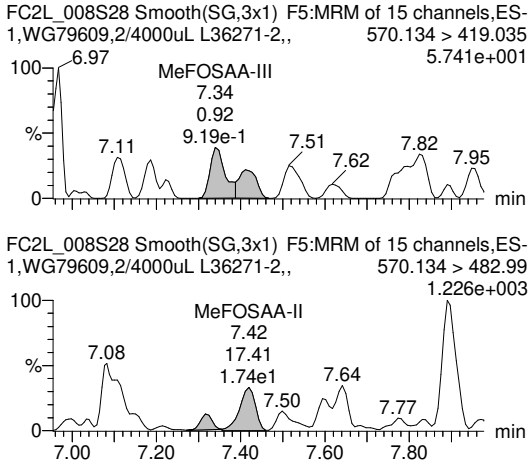

MeFOSAA

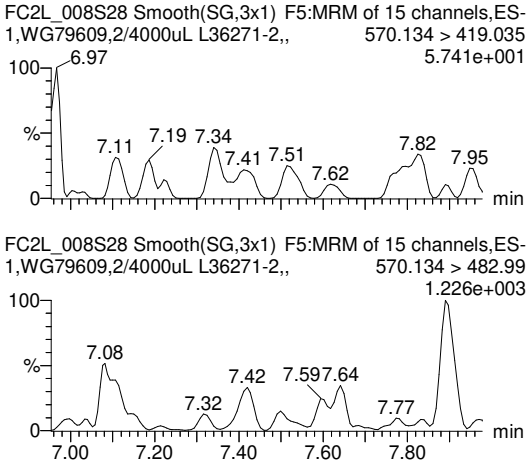

EtFOSAA-I

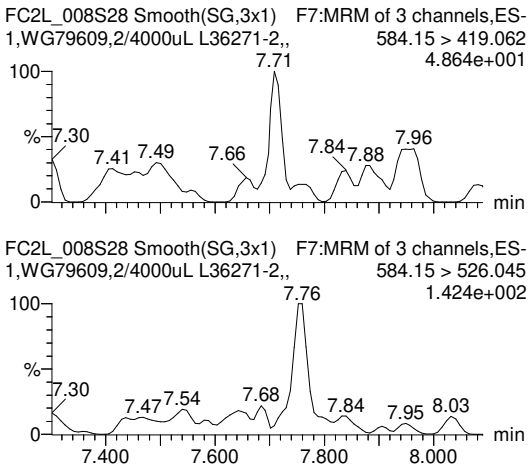

EtFOSAA-II

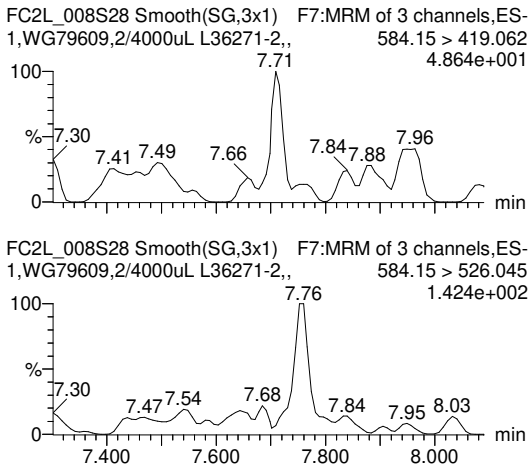

EtFOSAA-III

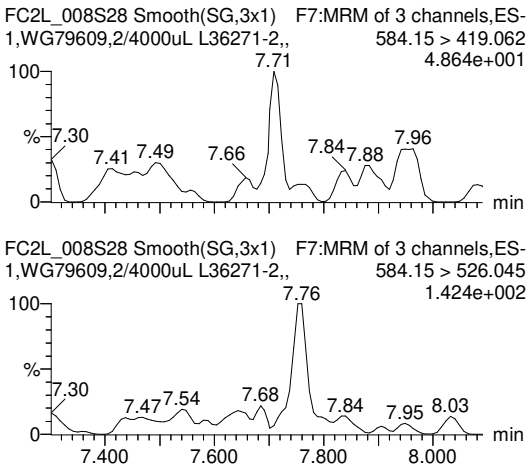

PV by TCH, SV by BRA 13-Jan-22, Conc. & LOD unit = ng for Inst QC, ng/mL for SPM, ng/L for samples

Quantify Sample Report **MassLynx MassLynx V4.1 SCN909**
SGS Axys Analytical Services, Ltd.

Dataset: G:\Masslynx\Inst_L\PFAS\quanfile\FC2L_008-b.qld

Last Altered: Tuesday, January 11, 2022 20:21:00 Pacific Standard Time
Printed: Thursday, January 13, 2022 14:33:45 Pacific Standard Time

ID: L36271-2,,, Name: FC2L_008S28, Description: 1,WG79609,2/4000uL, Date: 11-Jan-2022, Time: 03:07:42

EtFOSAA-SUM

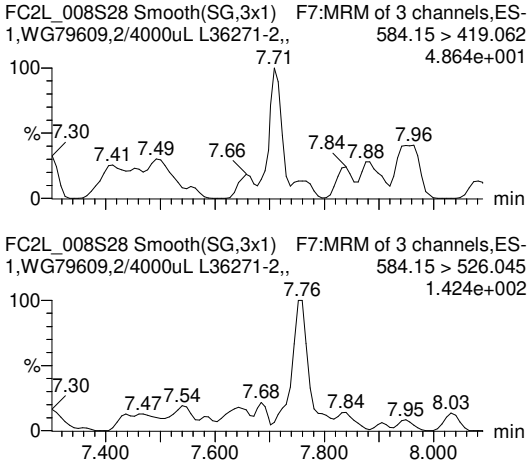

EtFOSAA

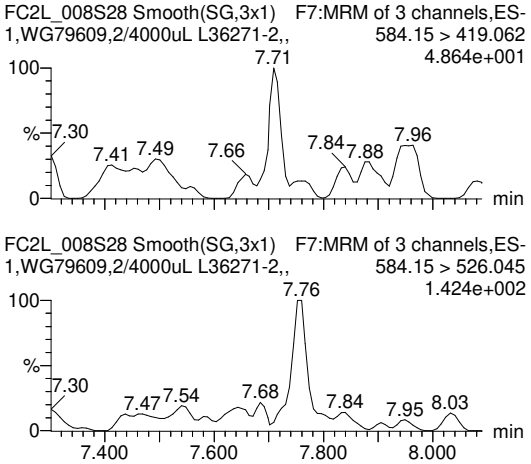

N-MeFOSE-I

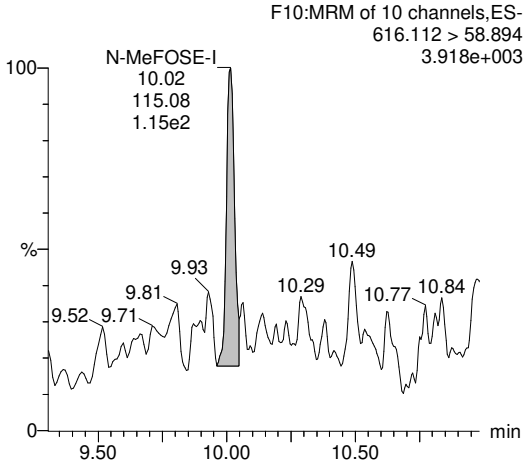

N-MeFOSE-II

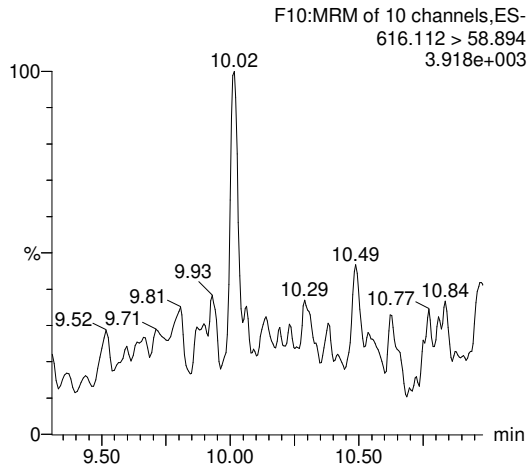

N-MeFOSE-III

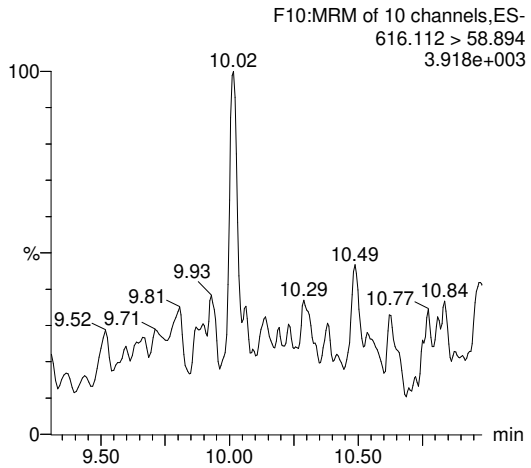

N-MeFOSE-SUM

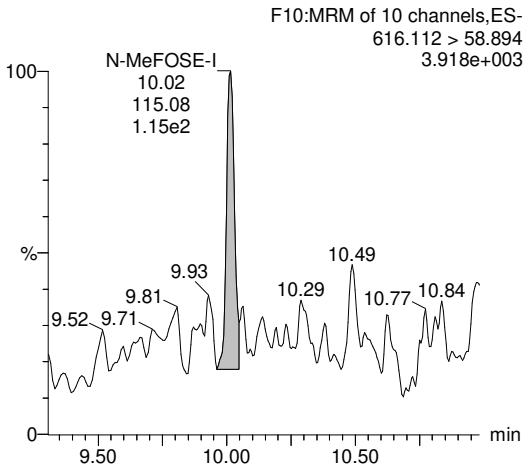

PV by TCH, SV by BRA 13-Jan-22, Conc. & LOD unit = ng for Inst QC, ng/mL for SPM, ng/L for samples

Quantify Sample Report **MassLynx MassLynx V4.1 SCN909**
SGS Axys Analytical Services, Ltd.

Dataset: G:\Masslynx\Inst_L\PFAS\quanfile\FC2L_008-b.qld

Last Altered: Tuesday, January 11, 2022 20:21:00 Pacific Standard Time
Printed: Thursday, January 13, 2022 14:33:45 Pacific Standard Time

ID: L36271-2,,, Name: FC2L_008S28, Description: 1,WG79609,2/4000uL, Date: 11-Jan-2022, Time: 03:07:42

N-MeFOSE

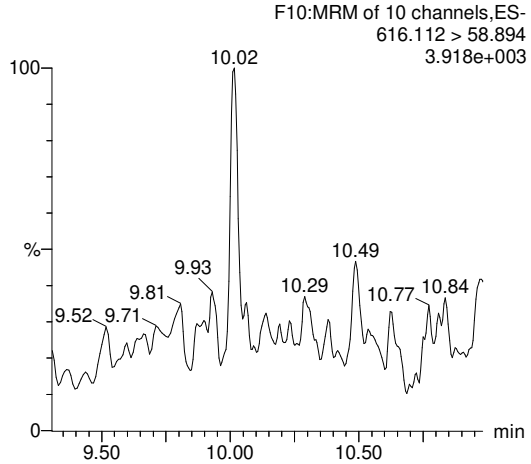

N-EtFOSE-I

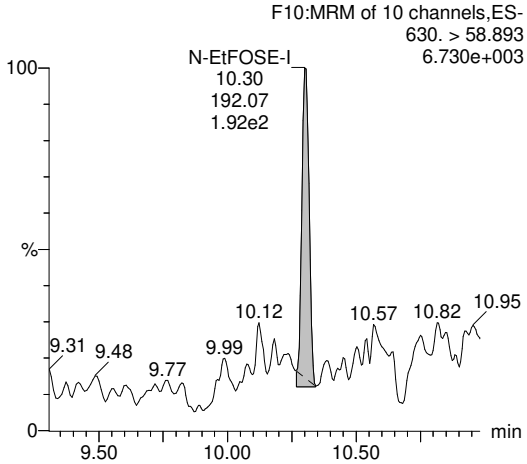

N-EtFOSE-II

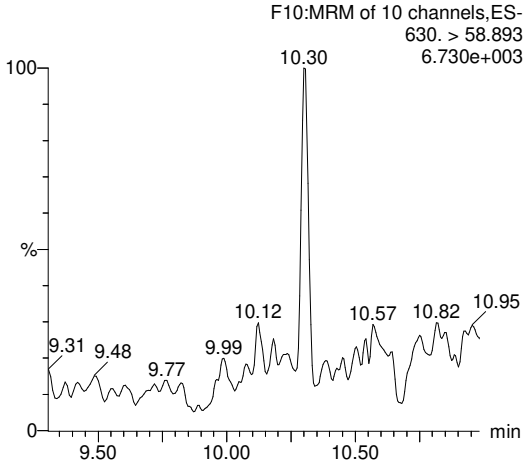

N-EtFOSE-III

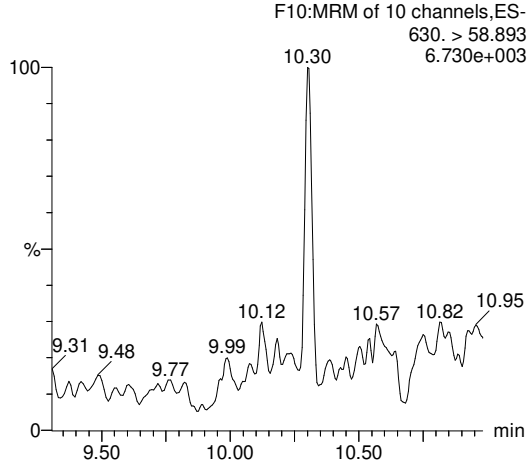

N-EtFOSE-SUM

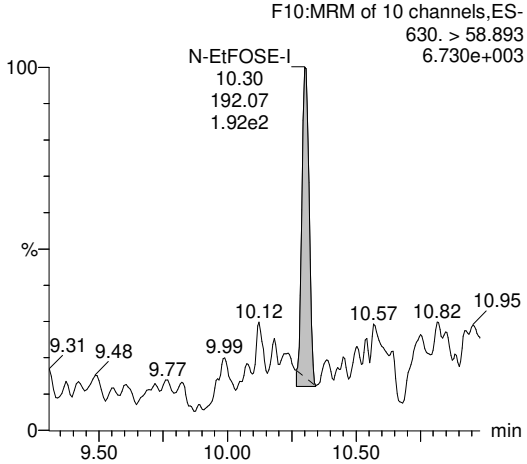

N-EtFOSE

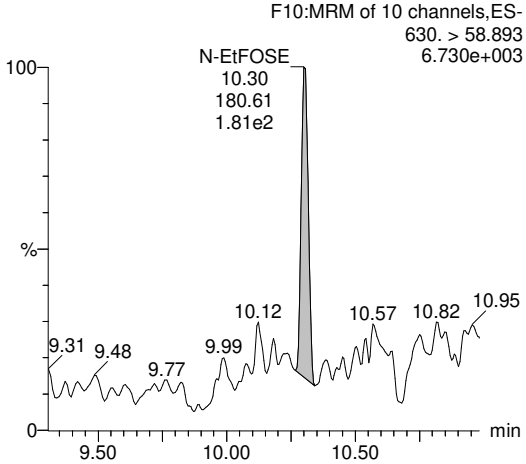

PV by TCH, SV by BRA 13-Jan-22, Conc. & LOD unit = ng for Inst QC, ng/mL for SPM, ng/L for samples

Quantify Sample Report **MassLynx MassLynx V4.1 SCN909**
SGS Axys Analytical Services, Ltd.

Dataset: G:\Masslynx\Inst_L\PFAS\quanfile\FC2L_008-b.qld

Last Altered: Tuesday, January 11, 2022 20:21:00 Pacific Standard Time
Printed: Thursday, January 13, 2022 14:33:45 Pacific Standard Time

ID: L36271-2,,, Name: FC2L_008S28, Description: 1,WG79609,2/4000uL, Date: 11-Jan-2022, Time: 03:07:42

HFPO-DA

FC2L_008S28 Smooth(SG,3x1) F2:MRM of 24 channels,ES-
1,WG79609,2/4000uL L36271-2,, 284.8894 > 168.9079
8.239e+002

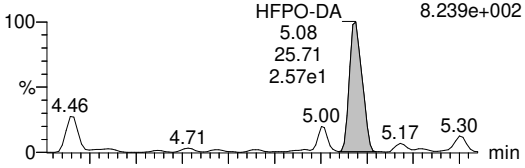

FC2L_008S28 Smooth(SG,3x1) F2:MRM of 24 channels,ES-
1,WG79609,2/4000uL L36271-2,, 284.8894 > 184.9131
7.714e+002

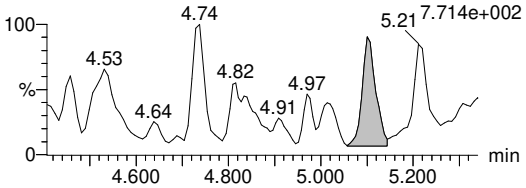

ADONA

FC2L_008S28 Smooth(SG,3x1) F13:MRM of 7 channels,ES-
1,WG79609,2/4000uL L36271-2,, 376.88 > 250.937
3.489e+002



FC2L_008S28 Smooth(SG,3x1) F13:MRM of 7 channels,ES-
1,WG79609,2/4000uL L36271-2,, 376.88 > 84.832
2.479e+002

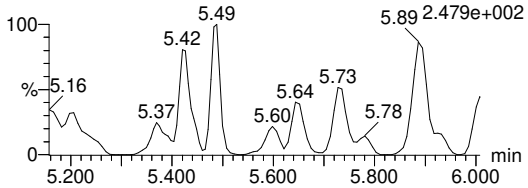

9Cl-PF3ONS

FC2L_008S28 Smooth(SG,3x1) F5:MRM of 15 channels,ES-
1,WG79609,2/4000uL L36271-2,, 530.807 > 350.967
1.734e+002

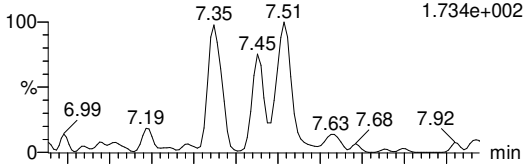

FC2L_008S28 Smooth(SG,3x1) F5:MRM of 15 channels,ES-
1,WG79609,2/4000uL L36271-2,, 532.804 > 352.947
5.623e+002

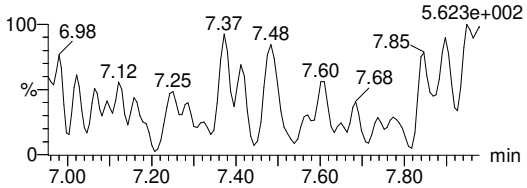

11Cl-PF3OUdS

F11:MRM of 11 channels,ES-
630.865 > 450.902
1.154e+002

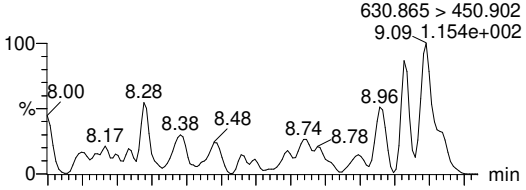

F11:MRM of 11 channels,ES-
632.868 > 452.91
3.344e+002

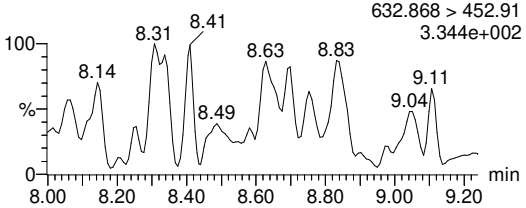

3:3 FTCA

FC2L_008S28 Smooth(SG,3x1) F14:MRM of 8 channels,ES-
1,WG79609,2/4000uL L36271-2,, 241 > 177
4.349e+002

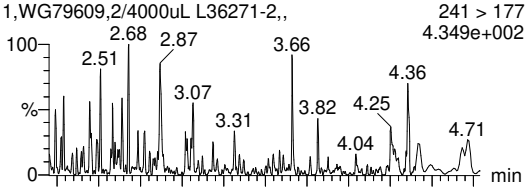

FC2L_008S28 Smooth(SG,3x1) F14:MRM of 8 channels,ES-
1,WG79609,2/4000uL L36271-2,, 241 > 117
2.248e+003

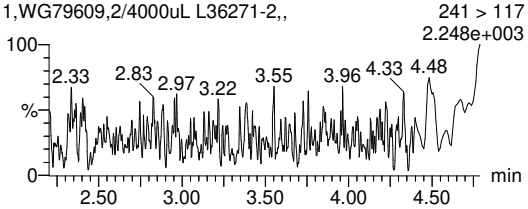

5:3 FTCA

FC2L_008S28 Smooth(SG,3x1) F2:MRM of 24 channels,ES-
1,WG79609,2/4000uL L36271-2,, 341 > 237.1
1.458e+003

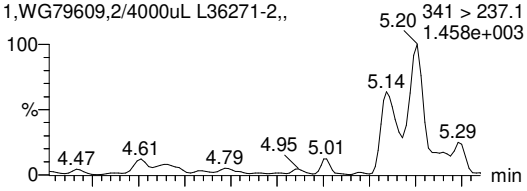

FC2L_008S28 Smooth(SG,3x1) F2:MRM of 24 channels,ES-
1,WG79609,2/4000uL L36271-2,, 341 > 217
1.029e+004

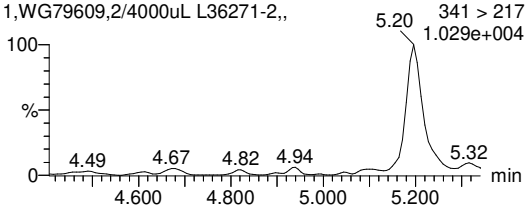

PV by TCH, SV by BRA 13-Jan-22, Conc. & LOD unit = ng for Inst QC, ng/mL for SPM, ng/L for samples

Quantify Sample Report **MassLynx MassLynx V4.1 SCN909**
SGS Axys Analytical Services, Ltd.

Dataset: G:\Masslynx\Inst_L\PFAS\quanfile\FC2L_008-b.qld

Last Altered: Tuesday, January 11, 2022 20:21:00 Pacific Standard Time
Printed: Thursday, January 13, 2022 14:33:45 Pacific Standard Time

ID: L36271-2,,, Name: FC2L_008S28, Description: 1,WG79609,2/4000uL, Date: 11-Jan-2022, Time: 03:07:42

7:3 FTCA

FC2L_008S28 Smooth(SG,3x1) F3:MRM of 12 channels,ES-
1,WG79609,2/4000uL L36271-2,, 441 > 316.9
2.849e+003

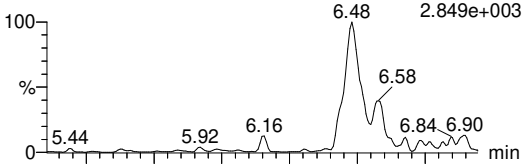

FC2L_008S28 Smooth(SG,3x1) F3:MRM of 12 channels,ES-
1,WG79609,2/4000uL L36271-2,, 441 > 336.9
5.234e+003

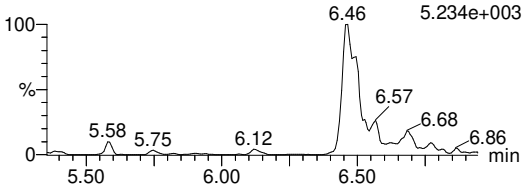

PFEESA

FC2L_008S28 Smooth(SG,3x1) F2:MRM of 24 channels,ES-
1,WG79609,2/4000uL L36271-2,, 314.8 > 134.9
8.271e+001

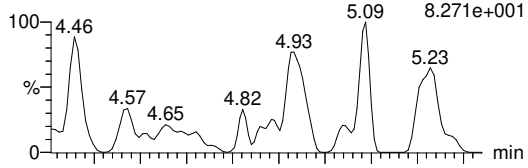

FC2L_008S28 Smooth(SG,3x1) F2:MRM of 24 channels,ES-
1,WG79609,2/4000uL L36271-2,, 314.8 > 82.9
1.703e+003

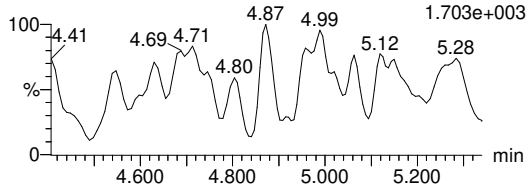

PFMPA

FC2L_008S28 Smooth(SG,5x1) F14:MRM of 8 channels,ES-
1,WG79609,2/4000uL L36271-2,, 229.013 > 84.9
3.252e+003

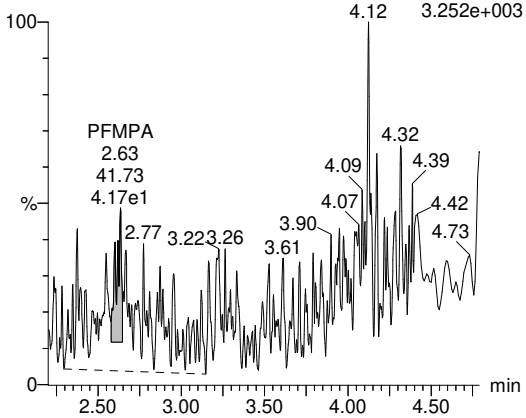

PFMBA

FC2L_008S28 Smooth(SG,3x1) F14:MRM of 8 channels,ES-
1,WG79609,2/4000uL L36271-2,, 279 > 85.1
6.955e+002

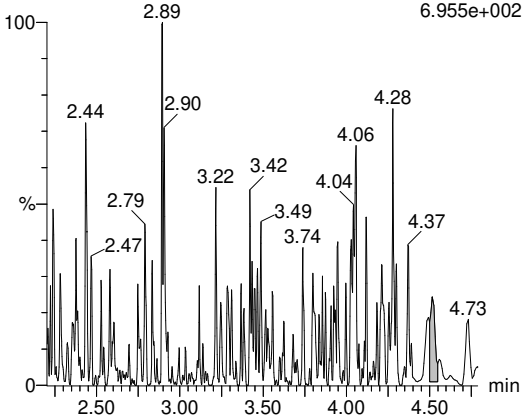

NFDHA

FC2L_008S28 Smooth(SG,3x1) F2:MRM of 24 channels,ES-
1,WG79609,2/4000uL L36271-2,, 295 > 201
4.806e+001

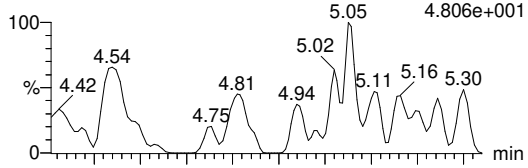

FC2L_008S28 Smooth(SG,3x1) F2:MRM of 24 channels,ES-
1,WG79609,2/4000uL L36271-2,, 295 > 84.9
5.365e+002

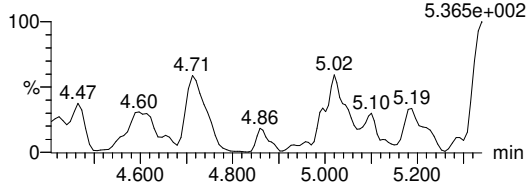

13C4-PFBA

FC2L_008S28 Smooth(SG,3x1) F1:MRM of 3 channels,ES-
1,WG79609,2/4000uL L36271-2,, 216.776 > 171.928
1.939e+006

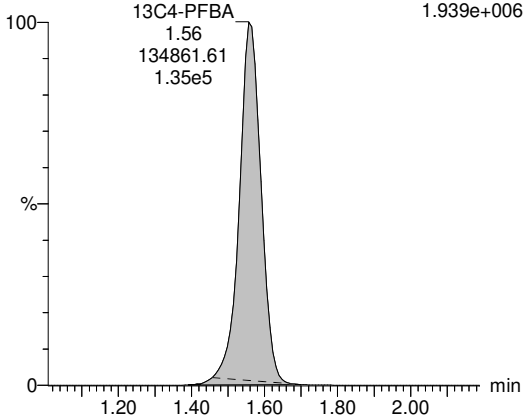

PV by TCH, SV by BRA 13-Jan-22, Conc. & LOD unit = ng for Inst QC, ng/mL for SPM, ng/L for samples

Quantify Sample Report **MassLynx MassLynx V4.1 SCN909**
SGS Axys Analytical Services, Ltd.

Dataset: G:\Masslynx\Inst_L\PFAS\quanfile\FC2L_008-b.qld

Last Altered: Tuesday, January 11, 2022 20:21:00 Pacific Standard Time
Printed: Thursday, January 13, 2022 14:33:45 Pacific Standard Time

ID: L36271-2,,, Name: FC2L_008S28, Description: 1,WG79609,2/4000uL, Date: 11-Jan-2022, Time: 03:07:42

13C5-PFPeA

FC2L_008S28 Smooth(SG,3x1) F14:MRM of 8 channels,ES-
1,WG79609,2/4000uL L36271-2,, 268.16 > 223.035
1.146e+006

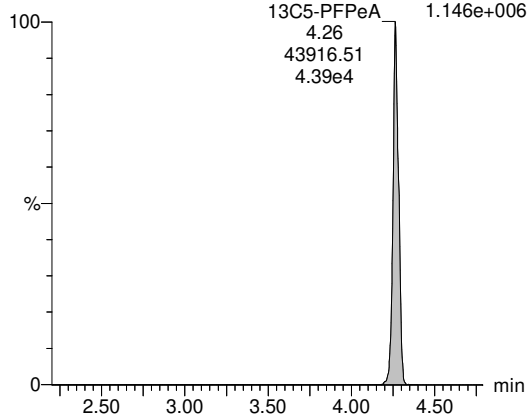

13C5-PFHxA

FC2L_008S28 Smooth(SG,3x1) F2:MRM of 24 channels,ES-
1,WG79609,2/4000uL L36271-2,, 318.029 > 272.993
5.734e+005

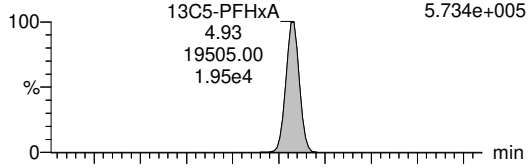

FC2L_008S28 Smooth(SG,3x1) F2:MRM of 24 channels,ES-
1,WG79609,2/4000uL L36271-2,, 318.029 > 120.341
2.754e+004

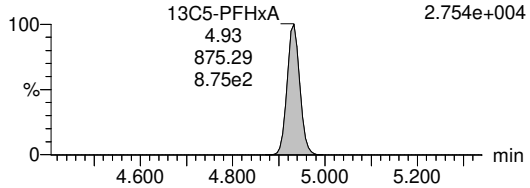

13C4-PFHpA

FC2L_008S28 Smooth(SG,3x1) F13:MRM of 7 channels,ES-
1,WG79609,2/4000uL L36271-2,, 367.086 > 322.004
7.266e+005

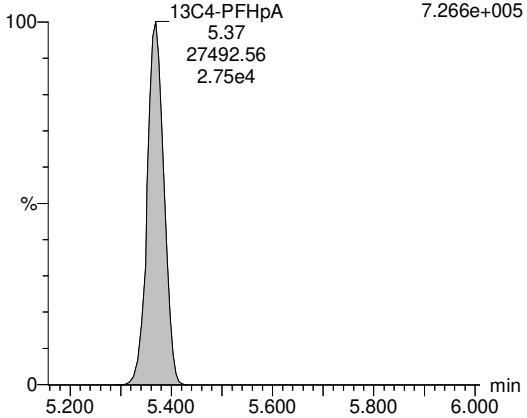

13C8-PFOA

FC2L_008S28 Smooth(SG,3x1) F3:MRM of 12 channels,ES-
1,WG79609,2/4000uL L36271-2,, 421.096 > 376.022
5.133e+005

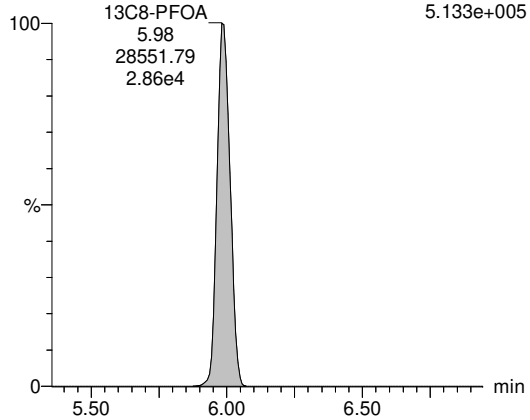

13C9-PFNA

FC2L_008S28 Smooth(SG,3x1) F4:MRM of 7 channels,ES-
1,WG79609,2/4000uL L36271-2,, 472.096 > 427.014
2.703e+005

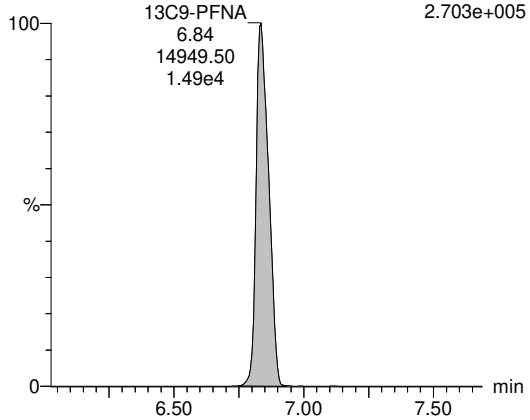

13C6-PFDA

FC2L_008S28 Smooth(SG,3x1) F5:MRM of 15 channels,ES-
1,WG79609,2/4000uL L36271-2,, 519.147 > 474.058
3.160e+005

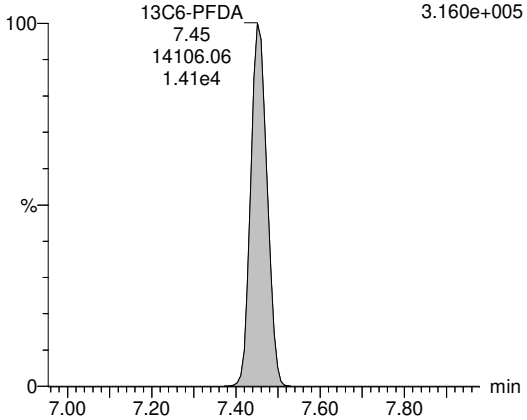

PV by TCH, SV by BRA 13-Jan-22, Conc. & LOD unit = ng for Inst QC, ng/mL for SPM, ng/L for samples

Quantify Sample Report **MassLynx MassLynx V4.1 SCN909**
SGS Axys Analytical Services, Ltd.

Dataset: G:\Masslynx\Inst_L\PFAS\quanfile\FC2L_008-b.qld

Last Altered: Tuesday, January 11, 2022 20:21:00 Pacific Standard Time
Printed: Thursday, January 13, 2022 14:33:45 Pacific Standard Time

ID: L36271-2,,, Name: FC2L_008S28, Description: 1,WG79609,2/4000uL, Date: 11-Jan-2022, Time: 03:07:42

13C7-PFUnA

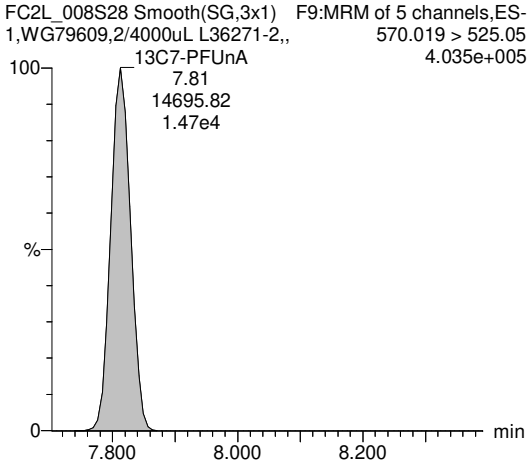

13C2-PFDoA

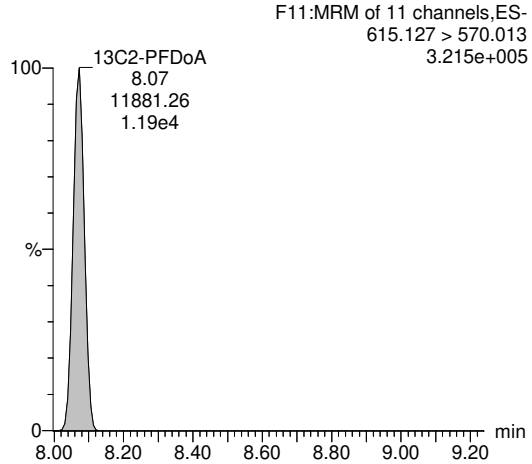

13C2-PFTeDA

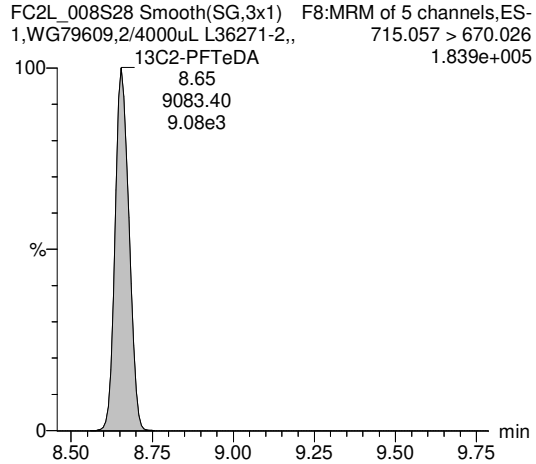

13C3-PFBS

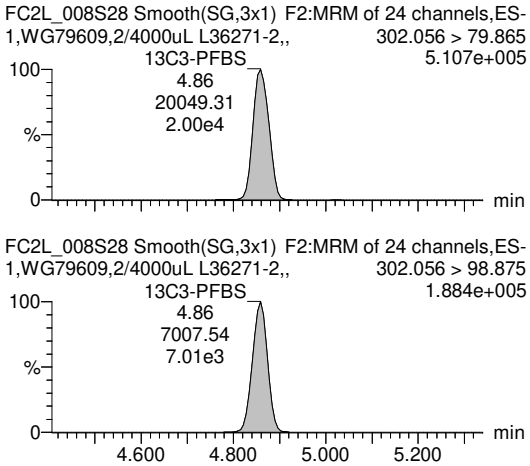

13C3-PFHxS

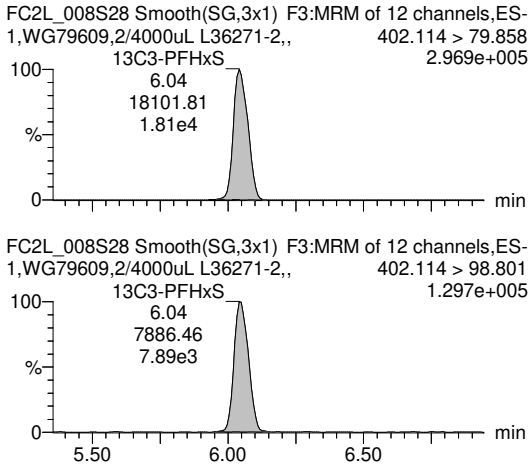

13C8-PFOS

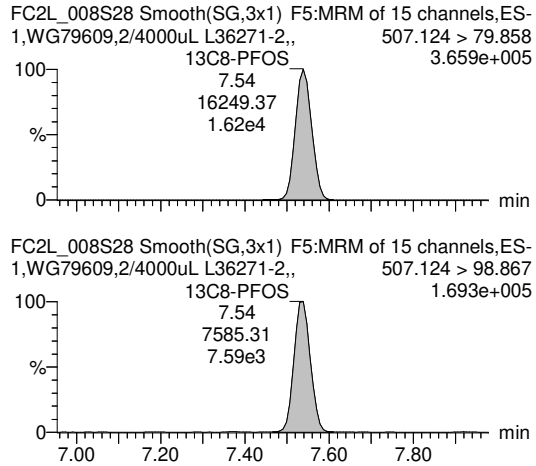

PV by TCH, SV by BRA 13-Jan-22, Conc. & LOD unit = ng for Inst QC, ng/mL for SPM, ng/L for samples

Quantify Sample Report **MassLynx MassLynx V4.1 SCN909**
SGS Axys Analytical Services, Ltd.

Dataset: G:\Masslynx\Inst_L\PFAS\quanfile\FC2L_008-b.qld

Last Altered: Tuesday, January 11, 2022 20:21:00 Pacific Standard Time
Printed: Thursday, January 13, 2022 14:33:45 Pacific Standard Time

ID: L36271-2,,, Name: FC2L_008S28, Description: 1,WG79609,2/4000uL, Date: 11-Jan-2022, Time: 03:07:42

13C2-4:2 FTS

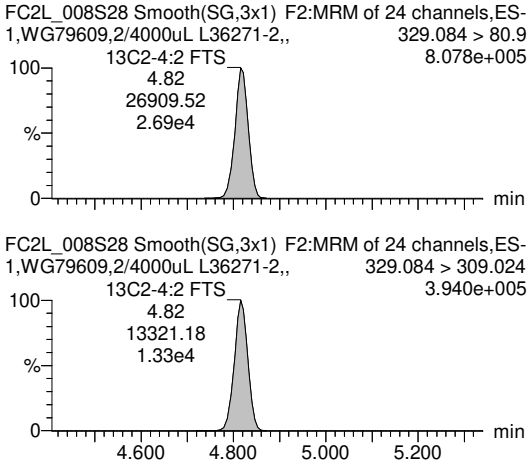

13C2-6:2 FTS

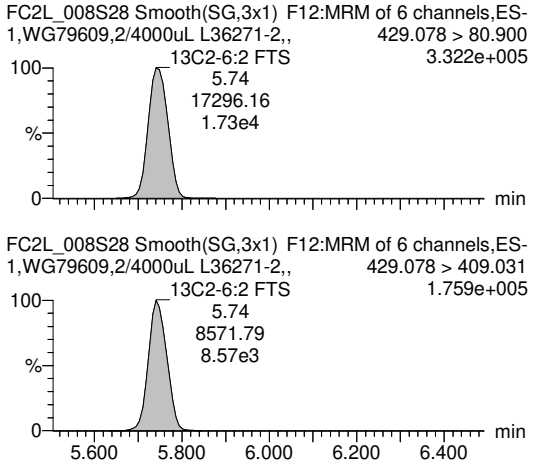

13C2-8:2 FTS

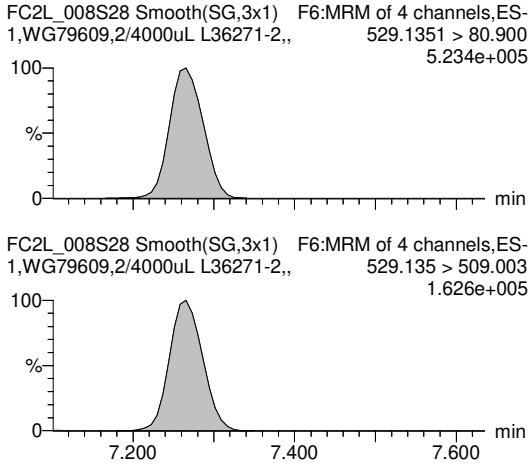

13C8-PFOSA

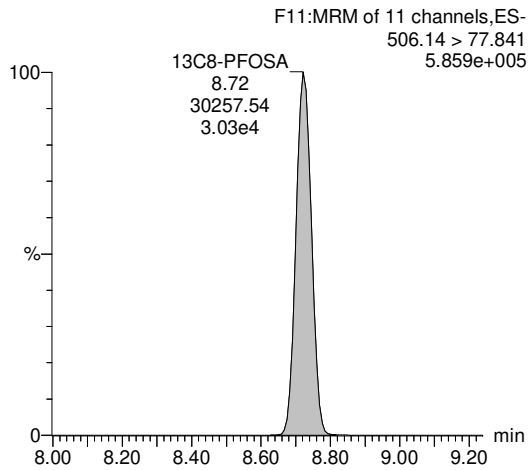

D3-N-MeFOSA

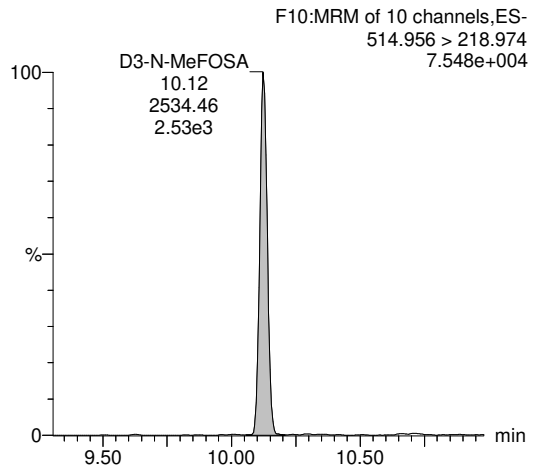

D5-N-EtFOSA

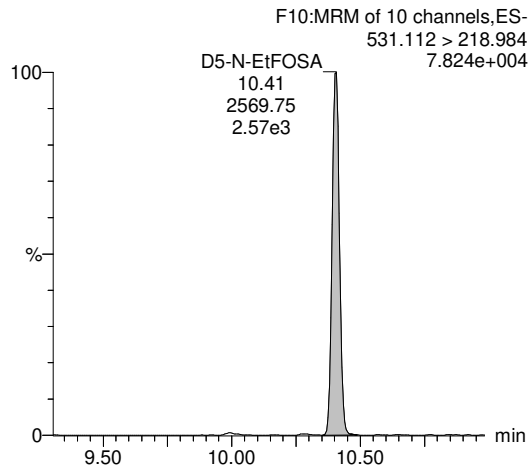

PV by TCH, SV by BRA 13-Jan-22, Conc. & LOD unit = ng for Inst QC, ng/mL for SPM, ng/L for samples

Quantify Sample Report **MassLynx MassLynx V4.1 SCN909**
SGS Axys Analytical Services, Ltd.

Dataset: G:\Masslynx\Inst_L\PFAS\quanfile\FC2L_008-b.qld

Last Altered: Tuesday, January 11, 2022 20:21:00 Pacific Standard Time
Printed: Thursday, January 13, 2022 14:33:45 Pacific Standard Time

ID: L36271-2,,, Name: FC2L_008S28, Description: 1,WG79609,2/4000uL, Date: 11-Jan-2022, Time: 03:07:42

D3-MeFOSAA

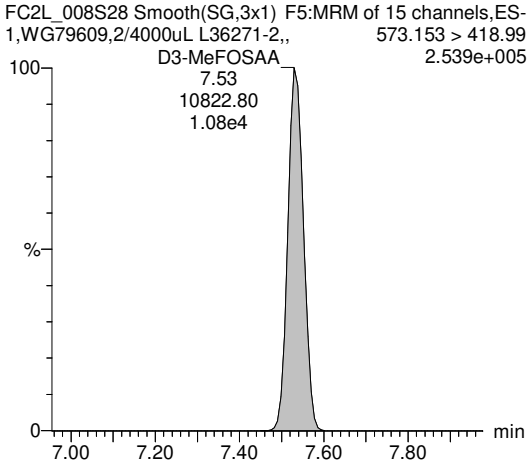

D5-EtFOSAA

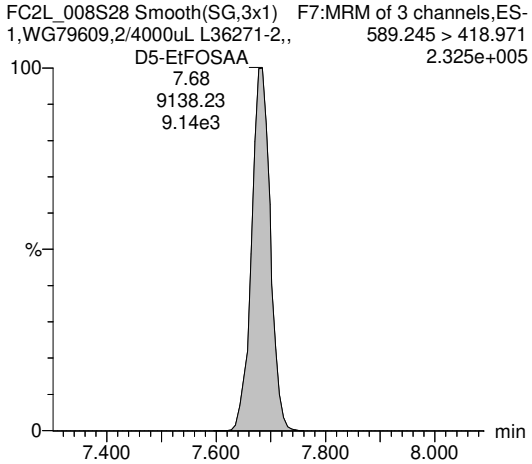

D7-N-MeFOSE

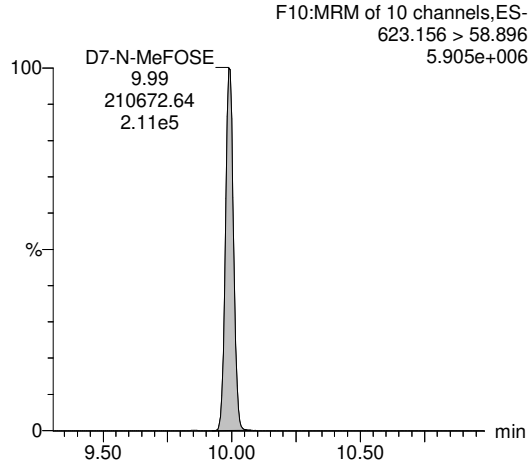

D9-N-EtFOSE

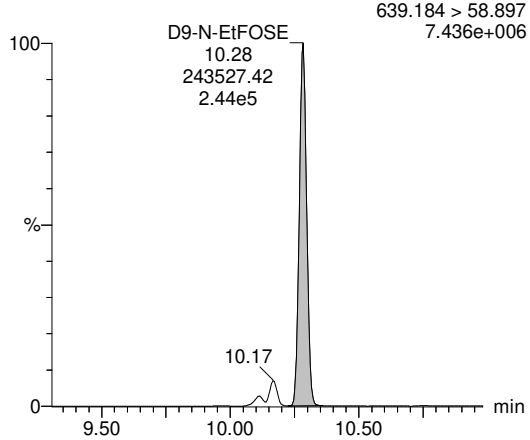

13C3-HFPO-DA

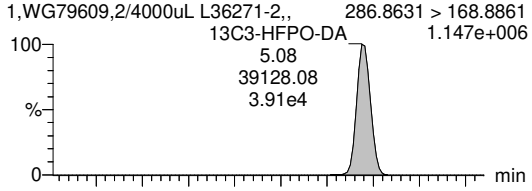

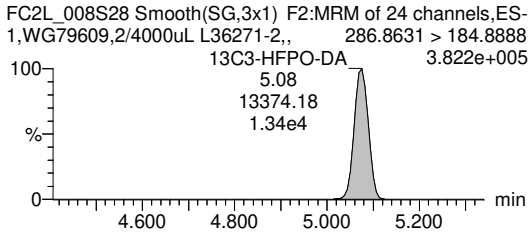

13C3-PFBA

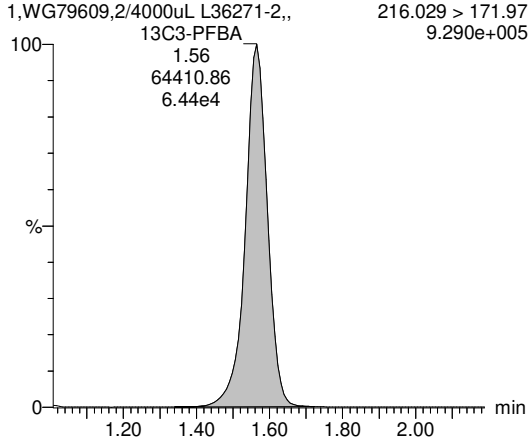

PV by TCH, SV by BRA 13-Jan-22, Conc. & LOD unit = ng for Inst QC, ng/mL for SPM, ng/L for samples

Quantify Sample Report **MassLynx MassLynx V4.1 SCN909**
SGS Axys Analytical Services, Ltd.

Dataset: G:\Masslynx\Inst_L\PFAS\quanfile\FC2L_008-b.qld

Last Altered: Tuesday, January 11, 2022 20:21:00 Pacific Standard Time
Printed: Thursday, January 13, 2022 14:33:45 Pacific Standard Time

ID: L36271-2,,, Name: FC2L_008S28, Description: 1,WG79609,2/4000uL, Date: 11-Jan-2022, Time: 03:07:42

13C2-PFHxA

FC2L_008S28 Smooth(SG,3x1) F2:MRM of 24 channels,ES-
1,WG79609,2/4000uL L36271-2,, 315.083 > 269.984
1.310e+006

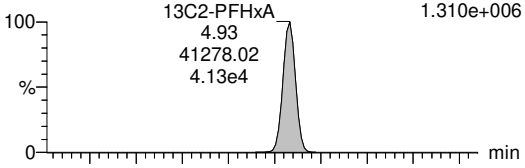

FC2L_008S28 Smooth(SG,3x1) F2:MRM of 24 channels,ES-
1,WG79609,2/4000uL L36271-2,, 315.083 > 119.359
3.357e+004

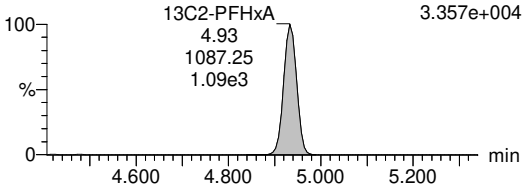

13C4-PFOA

FC2L_008S28 Smooth(SG,3x1) F3:MRM of 12 channels,ES-
1,WG79609,2/4000uL L36271-2,, 417.083 > 171.95
1.469e+005

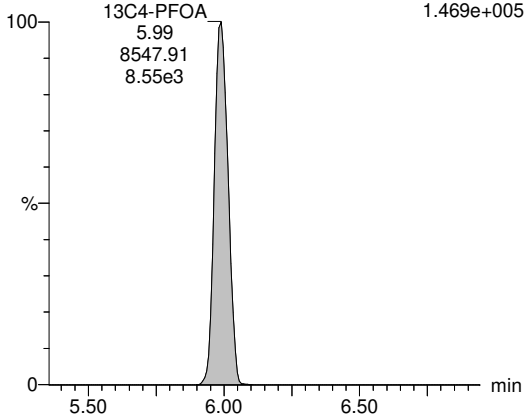

13C5-PFNA

FC2L_008S28 Smooth(SG,3x1) F4:MRM of 7 channels,ES-
1,WG79609,2/4000uL L36271-2,, 468.019 > 423.008
2.662e+005

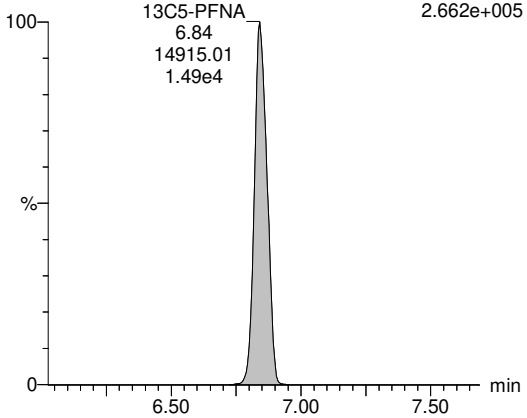

13C2-PFDA

FC2L_008S28 Smooth(SG,3x1) F5:MRM of 15 channels,ES-
1,WG79609,2/4000uL L36271-2,, 515.134 > 470.05
3.760e+005

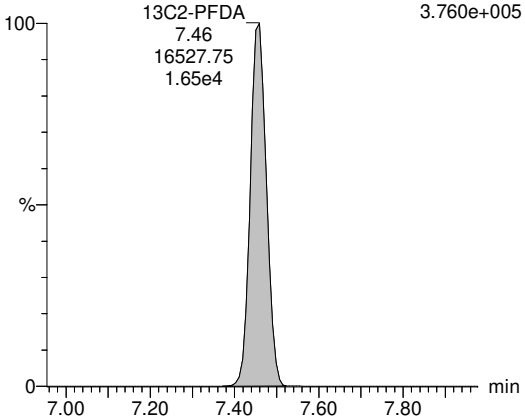

18O2-PFHxS

FC2L_008S28 Smooth(SG,3x1) F3:MRM of 12 channels,ES-
1,WG79609,2/4000uL L36271-2,, 402.984 > 83.895
3.000e+005

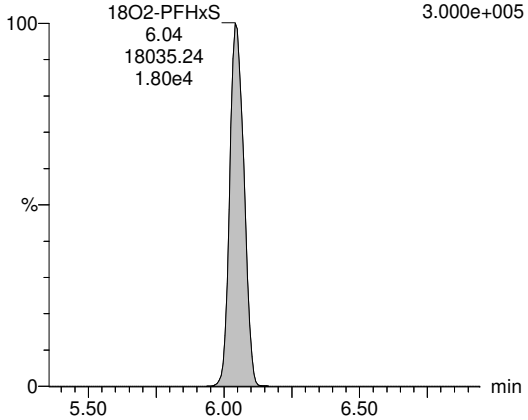

13C4-PFOS

FC2L_008S28 Smooth(SG,3x1) F5:MRM of 15 channels,ES-
1,WG79609,2/4000uL L36271-2,, 502.791 > 79.856
4.251e+005

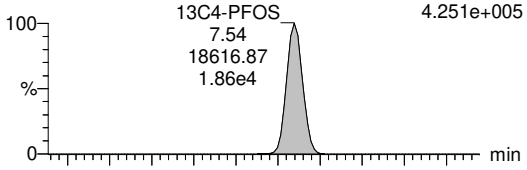

FC2L_008S28 Smooth(SG,3x1) F5:MRM of 15 channels,ES-
1,WG79609,2/4000uL L36271-2,, 502.791 > 98.864
1.992e+005

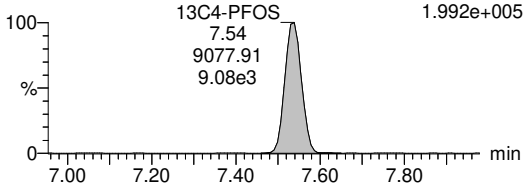

PV by TCH, SV by BRA 13-Jan-22, Conc. & LOD unit = ng for Inst QC, ng/mL for SPM, ng/L for samples

Quantify Sample Report **MassLynx MassLynx V4.1 SCN909**
SGS Axys Analytical Services, Ltd.

Dataset: G:\Masslynx\Inst_L\PFAS\quanfile\FC2L_008-b.qld

Last Altered: Tuesday, January 11, 2022 20:21:00 Pacific Standard Time
Printed: Thursday, January 13, 2022 14:33:45 Pacific Standard Time

ID: L36271-2,,, Name: FC2L_008S28, Description: 1,WG79609,2/4000uL, Date: 11-Jan-2022, Time: 03:07:42

13C2-D4-6:2 FTS

FC2L_008S28 Smooth(SG,3x1) F12:MRM of 6 channels,ES-
1,WG79609,2/4000uL L36271-2,, 432.904 > 81.901
4.373e+005



FC2L_008S28 Smooth(SG,3x1) F12:MRM of 6 channels,ES-
1,WG79609,2/4000uL L36271-2,, 432.904 > 411.943
1.688e+005

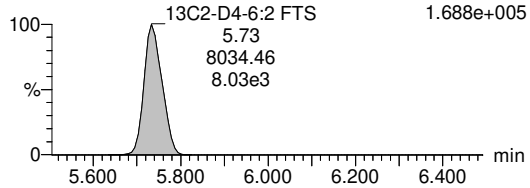

PV by TCH, SV by BRA 13-Jan-22, Conc. & LOD unit = ng for Inst QC, ng/mL for SPM, ng/L for samples

Quantify Sample Report **MassLynx MassLynx V4.1 SCN909**
SGS Axys Analytical Services, Ltd.

Dataset: G:\Masslynx\Inst_L\PFAS\quanfile\FC2L_008-b.qld

Last Altered: Tuesday, January 11, 2022 20:21:00 Pacific Standard Time
Printed: Thursday, January 13, 2022 14:33:45 Pacific Standard Time

ID: L36271-2,,, Name: FC2L_008S28, Description: 1,WG79609,2/4000uL, Date: 11-Jan-2022, Time: 03:07:42

#	IS#	Name	RT	Area	Confirm. Ion Area	IS Area	Std. Conc	Conc.	LOD	%Rec	Ratio (Pr...	Ratio	Ratio Fail(Y...	S/N	Noi...	IS Height	Samp. size	F2	Fla...
1	84	PFBA	1.56	383		134862		0.228	0.1125					4	904	1936625	0.497	1.0	MM
2	85	PFPeA				43917			0.1293						1482	1145945	0.497	1.0	
3	86	PFHxA	4.94	81	55	19505		0.079	0.1108		4.85	1.47	YES	2	1117	573179	0.497	1.0	MM
4	87	PFHpA	5.38	217	51	27493		0.145	0.0412		2.16	4.27	YES	8	544	726409	0.497	1.0	MM
5	88	PFOA-I				28552			0.1541		1.96				1916	513183	0.497	1.0	
6	88	PFOA-II				28552			0.1541		0.00				1916	513183	0.497	1.0	
7	88	PFOA-III				28552			0.1541		0.00				1916	513183	0.497	1.0	
8	88	PFOA-IV				28552			0.1541		0.00				1916	513183	0.497	1.0	
9		PFOA-SUM		0		28552									1916	513183	0.497	1.0	
10	88	PFOA				28552			0.1541		1.96				1916	513183	0.497	1.0	
11	89	PFNA-I				14950			0.0727		2.85				666	270226	0.497	1.0	
12	89	PFNA-II				14950			0.0727		0.00				666	270226	0.497	1.0	
13	89	PFNA-III				14950			0.0727		0.00				666	270226	0.497	1.0	
14		PFNA-SUM		0		14950									666	270226	0.497	1.0	
15	89	PFNA				14950			0.0727		2.85				666	270226	0.497	1.0	
16	90	PFDA				14106			0.0607		3.07				531	316005	0.497	1.0	
17	91	PFUnA				14696			0.0513		4.31				523	403373	0.497	1.0	
18	92	PFDoA				11881			0.0912		7.42				1043	321355	0.497	1.0	
19	M...	PFTrDA				10482			0.0614		3.08				415	252569	0.497	1.0	
20	93	PFTeDA	8.64	58	18	9083		0.086	0.3043		2.82	3.29	NO	1	1382	183782	0.497	1.0	MM
21	94	PFBS				20049			0.0017		2.59				17	510644	0.497	1.0	
22	95	PFPeS				18102			0.0188		2.24				91	296861	0.497	1.0	
23	95	PFHxS-I	6.04	74	32	18102		0.070	0.0073		2.37	2.33	NO	29	42	296861	0.497	1.0	MM
24	95	PFHxS-II				18102			0.0073		3.26				42	296861	0.497	1.0	
25	95	PFHxS-III				18102			0.0073		2.72				42	296861	0.497	1.0	
26		PFHxS-SUM		74		18102		0.070	0.0073						42	296861	0.497	1.0	
27	95	PFHxS	6.04	44	30	18102		0.042	0.0073		2.40	1.49	NO	29	42	296861	0.497	1.0	bd
28	96	PFHpS	6.93	1	7	16249		0.001	0.0030		2.12	0.13	YES	2	20	365679	0.497	1.0	bb
29	96	PFOS-I	7.54	29	23	16249		0.029	0.0106		2.42	1.29	NO	7	80	365679	0.497	1.0	MM
30	96	PFOS-II				16249			0.0106		2.75				80	365679	0.497	1.0	
31	96	PFOS-III				16249			0.0106		8.19				80	365679	0.497	1.0	
32	96	PFOS-IV				16249			0.0106		2.14				80	365679	0.497	1.0	
33		PFOS-SUM		29		16249		0.029	0.0106						80	365679	0.497	1.0	
34	96	PFOS				16249			0.0106		2.54				80	365679	0.497	1.0	
35	96	PFNS				16249			0.0041		2.36				30	365679	0.497	1.0	

PV by TCH, SV by BRA 13-Jan-22, Conc. & LOD unit = ng for Inst QC, ng/mL for SPM, ng/L for samples

Quantify Sample Report **MassLynx MassLynx V4.1 SCN909**
SGS Axys Analytical Services, Ltd.

Dataset: G:\Masslynx\Inst_L\PFAS\quanfile\FC2L_008-b.qld

Last Altered: Tuesday, January 11, 2022 20:21:00 Pacific Standard Time
Printed: Thursday, January 13, 2022 14:33:45 Pacific Standard Time

ID: L36271-2,,, Name: FC2L_008S28, Description: 1,WG79609,2/4000uL, Date: 11-Jan-2022, Time: 03:07:42

#	IS#	Name	RT	Area	Confirm. Ion Area	IS Area	Std. Conc	Conc.	LOD	%Rec	Ratio (Pr...	Ratio	Ratio Fail(Y...	S/N	Noi...	IS Height	Samp. size	F2	Fla...
36	96	PFDS	8.13	1	1	16249		0.001	0.0017		2.36	1.14	YES	1	11	365679	0.497	1.0	bd
37	96	PFDoS				16249			0.0015		2.24				8	365679	0.497	1.0	
38	97	4:2 FTS	4.82	1	5	26910		0.004	0.0057		0.43	0.29	NO	3	18	807611	0.497	1.0	MM
39	98	6:2 FTS	5.76	9	28	17296		0.040	0.0633		0.44	0.32	NO	2	90	332245	0.497	1.0	MM
40	99	8:2 FTS	7.25	2	0	25074		0.014	0.0388		0.57	12.45	YES	1	45	523184	0.497	1.0	dd
41	100	PFOSA-I	8.73	51		30258		0.034	0.0048					23	47	585875	0.497	1.0	MM
42	100	PFOSA-II	8.55	13		30258		0.009	0.0048					4	47	585875	0.497	1.0	MM
43		PFOSA-SUM		63		30258		0.042	0.0097						47	585875	0.497	1.0	
44	100	PFOSA	8.73	54		30258		0.036	0.0048					23	47	585875	0.497	1.0	bb
45	101	N-MeFOSA-I				2534			0.0134		0.55				19	75467	0.497	1.0	
46	101	N-MeFOSA-II	10.03	10	13	2534		0.073	0.0134		1.14	0.80	NO	9	19	75467	0.497	1.0	MM
47		N-MeFOSA-SUM		10		2534		0.073	0.0134						19	75467	0.497	1.0	
48	101	N-MeFOSA	10.03	2	11	2534		0.011	0.0134		0.53	0.14	YES	5	19	75467	0.497	1.0	bb
49	102	N-EtFOSA-I	10.42	3	6	2570		0.020	0.0071		0.55	0.51	NO	10	11	78211	0.497	1.0	MM
50	102	N-EtFOSA-II	10.31	9	17	2570		0.057	0.0071		1.28	0.51	YES	18	11	78211	0.497	1.0	MM
51		N-EtFOSA-SUM		12		2570		0.077	0.0141						11	78211	0.497	1.0	
52	102	N-EtFOSA	10.42	3	6	2570		0.018	0.0071		0.53	0.46	NO	9	11	78211	0.497	1.0	bb
53	103	MeFOSAA-I				10823			0.0144		2.01				26	253721	0.497	1.0	
54	103	MeFOSAA-II	7.41	1	17	10823		0.003	0.0144		1.84	0.03	YES	1	26	253721	0.497	1.0	MM
55	103	MeFOSAA-III	7.34	1	5	10823		0.004	0.0144		0.29	0.20	NO	1	26	253721	0.497	1.0	MM
56		MeFOSAA-SUM		2		10823		0.007	0.0289						26	253721	0.497	1.0	
57	103	MeFOSAA				10823			0.0144		1.87				26	253721	0.497	1.0	
58	104	EtFOSAA-I				9138			0.0131		1.24				19	232530	0.497	1.0	
59	104	EtFOSAA-II				9138			0.0131		0.34				19	232530	0.497	1.0	
60	104	EtFOSAA-III				9138			0.0131		0.63				19	232530	0.497	1.0	
61		EtFOSAA-SUM		0		9138									19	232530	0.497	1.0	
62	104	EtFOSAA				9138			0.0131		1.09				19	232530	0.497	1.0	
63	105	N-MeFOSE-I	10.02	115		210673		0.100	0.0309					10	332	5900381	0.497	1.0	MM
64	105	N-MeFOSE-II				210673			0.0309						332	5900381	0.497	1.0	
65	105	N-MeFOSE-III				210673			0.0309						332	5900381	0.497	1.0	
66		N-MeFOSE-SUM		115		210673		0.100	0.0309						332	5900381	0.497	1.0	
67	105	N-MeFOSE				210673			0.0309						332	5900381	0.497	1.0	
68	106	N-EtFOSE-I	10.30	192		243527		0.133	0.0181					22	265	7429354	0.497	1.0	MM
69	106	N-EtFOSE-II				243527			0.0181						265	7429354	0.497	1.0	
70	106	N-EtFOSE-III				243527			0.0181						265	7429354	0.497	1.0	

PV by TCH, SV by BRA 13-Jan-22, Conc. & LOD unit = ng for Inst QC, ng/mL for SPM, ng/L for samples

Quantify Sample Report **MassLynx MassLynx V4.1 SCN909**
SGS Axys Analytical Services, Ltd.

Dataset: G:\Masslynx\Inst_L\PFAS\quanfile\FC2L_008-b.qld

Last Altered: Tuesday, January 11, 2022 20:21:00 Pacific Standard Time
Printed: Thursday, January 13, 2022 14:33:45 Pacific Standard Time

ID: L36271-2,,, Name: FC2L_008S28, Description: 1,WG79609,2/4000uL, Date: 11-Jan-2022, Time: 03:07:42

#	IS#	Name	RT	Area	Confirm. Ion Area	IS Area	Std. Conc	Conc.	LOD	%Rec	Ratio (Pr...	Ratio	Ratio Fail(Y...	S/N	Noi...	IS Height	Samp. size	F2	Fla...
71		N-EtFOSE-SUM		192		243527		0.133	0.0181						265	7429354	0.497	1.0	
72	106	N-EtFOSE	10.30	181		243527		0.126	0.0181					22	265	7429354	0.497	1.0	bb
73	107	HFPO-DA	5.08	26	22	39128		0.048	0.0295		2.87	1.19	YES	5	153	1146312	0.497	1.0	MM
74	107	ADONA				39128			0.0008		1.08				26	1146312	0.497	1.0	
75	107	9Cl-PF3ONS				39128			0.0085		3.20				80	1146312	0.497	1.0	
76	107	11Cl-PF3OUdS				39128			0.0029		3.13				15	1146312	0.497	1.0	
77	85	3:3 FTCA				43917			0.0355		1.75				28	1145945	0.497	1.0	
78	86	5:3 FTCA				19505			0.0684		1.20				112	573179	0.497	1.0	
79	86	7:3 FTCA				19505			0.1912		0.71				182	573179	0.497	1.0	
80	86	PFEESA				19505			0.0007		9.28				22	573179	0.497	1.0	
81	85	PFMPA	2.63	42		43917		0.021	0.0226					3	391	1145945	0.497	1.0	MM
82	85	PFMBA	4.52	5		43917		0.002	0.0047					1	109	1145945	0.497	1.0	MM
83	86	NFDHA				19505			0.0620		0.94				25	573179	0.497	1.0	
84	108	13C4-PFBA	1.56	134862		64411	40.000	73.840	0.0032	91.7				700...	28	927875	0.497	1.0	MM
85	109	13C5-PFPeA	4.26	43917		41278	20.000	26.063	0.0051	64.7				126...	90	1310282	0.497	1.0	dd
86	109	13C5-PFHxA	4.93	19505	875	41278	10.000	13.606	0.0001	67.6	23.32	22.28	NO	573...	1	1310282	0.497	1.0	bb
87	110	13C4-PFHpA	5.37	27493		8548	10.000	19.531	0.0094	97.0				9538	76	146870	0.497	1.0	bb
88	110	13C8-PFOA	5.98	28552		8548	10.000	18.046	0.0031	89.6				183...	28	146870	0.497	1.0	bb
89	111	13C9-PFNA	6.84	14950		14915	5.000	8.797	0.0020	87.4				132...	20	266172	0.497	1.0	bd
90	112	13C6-PFDA	7.45	14106		16528	5.000	8.540	0.0038	84.8				6667	47	375773	0.497	1.0	bb
91	112	13C7-PFUnA	7.81	14696		16528	5.000	8.198	0.0033	81.4				8903	45	375773	0.497	1.0	bb
92	112	13C2-PFDoA	8.07	11881		16528	5.000	7.700	0.0023	76.5				118...	27	375773	0.497	1.0	bb
93	112	13C2-PFTeDA	8.65	9083		16528	5.000	6.711	0.0070	66.7				2558	72	375773	0.497	1.0	bb
94	113	13C3-PFBS	4.86	20049	7008	18035	10.030	18.004	0.0037	89.1	2.73	2.86	NO	221...	23	299929	0.497	1.0	bb
95	113	13C3-PFHxS	6.04	18102	7886	18035	10.015	17.818	0.0049	88.3	2.38	2.30	NO	107...	28	299929	0.497	1.0	MM
96	114	13C8-PFOS	7.54	16249	7585	18617	10.062	19.355	0.0119	95.5	2.33	2.14	NO	4821	76	425036	0.497	1.0	bb
97	115	13C2-4:2 FTS	4.82	26910	13321	21702	20.168	45.616	0.0420	112.3	1.62	2.02	NO	4855	166	437186	0.497	1.0	bb
98	115	13C2-6:2 FTS	5.74	17296	8572	21702	19.998	35.334	0.0021	87.7	1.88	2.02	NO	488...	7	437186	0.497	1.0	bb
99	115	13C2-8:2 FTS	7.27	25074	7662	21702	20.040	32.376	0.0021	80.2	3.76	3.27	NO	490...	11	437186	0.497	1.0	bb
1...	114	13C8-PFOSA	8.72	30258		18617	10.000	18.012	0.0028	89.4				160...	36	425036	0.497	1.0	dd
1...	114	D3-N-MeFOSA	10.12	2534		18617	10.000	9.849	0.0354	48.9				1089	69	425036	0.497	1.0	dd
1...	114	D5-N-EtFOSA	10.41	2570		18617	10.000	9.966	0.0097	49.5				4107	19	425036	0.497	1.0	bb
1...	115	D3-MeFOSAA	7.53	10823		21702	20.000	21.030	0.0103	52.2				7110	36	437186	0.497	1.0	bb
1...	115	D5-EtFOSAA	7.68	9138		21702	20.000	21.632	0.0067	53.7				122...	19	437186	0.497	1.0	dd
1...	114	D7-N-MeFOSE	9.99	210673		18617	100.000	123.111	0.0468	61.1				9675	610	425036	0.497	1.0	bb

PV by TCH, SV by BRA 13-Jan-22, Conc. & LOD unit = ng for Inst QC, ng/mL for SPM, ng/L for samples

Quantify Sample Report **MassLynx MassLynx V4.1 SCN909**
SGS Axys Analytical Services, Ltd.

Dataset: G:\Masslynx\Inst_L\PFAS\quanfile\FC2L_008-b.qld

Last Altered: Tuesday, January 11, 2022 20:21:00 Pacific Standard Time
Printed: Thursday, January 13, 2022 14:33:45 Pacific Standard Time

ID: L36271-2,,, Name: FC2L_008S28, Description: 1,WG79609,2/4000uL, Date: 11-Jan-2022, Time: 03:07:42

#	IS#	Name	RT	Area	Confirm. Ion Area	IS Area	Std. Conc	Conc.	LOD	%Rec	Ratio (Pr...	Ratio	Ratio Fail(Y...	S/N	Noi...	IS Height	Samp. size	F2	Fla...
1...	114	D9-N-EtFOSE	10.28	243527		18617	100.000	110.018	0.0335	54.6				131...	564	425036	0.497	1.0	bb
1...	109	13C3-HFPO-DA	5.08	39128	13374	41278	40.000	58.504	0.0232	72.6	2.64	2.93	NO	6980	164	1310282	0.497	1.0	bb
1...		13C3-PFBA	1.56	64411			20.000	26.348	0.0119	65.4				6643	140		0.497	1.0	bb
1...		13C2-PFHxA	4.93	41278	1087		10.000	15.212	0.0005	75.5	35.50	37.97	NO	100...	13		0.497	1.0	bb
110		13C4-PFOA	5.99	8548			10.000	13.110	0.0063	65.1				6211	24		0.497	1.0	bb
111		13C5-PFNA	6.84	14915			5.000	6.492	0.0048	64.5				4085	65		0.497	1.0	db
112		13C2-PFDA	7.46	16528			5.000	6.448	0.0015	64.0				131...	29		0.497	1.0	bb
113		18O2-PFHxS	6.04	18035			10.050	12.773	0.0019	63.1				200...	15		0.497	1.0	bb
114		13C4-PFOS	7.54	18617	9078		10.150	12.143	0.0015	59.4	2.17	2.05	NO	246...	17		0.497	1.0	bb
115		13C2-D4-6:2 F...	5.73	21702	8034		20.000	68.152	0.0078	169.2	2.50	2.70	NO	263...	17		0.497	1.0	bb

PV by TCH, SV by BRA 13-Jan-22, Conc. & LOD unit = ng for Inst QC, ng/mL for SPM, ng/L for samples

Quantify Sample Report **MassLynx MassLynx V4.1 SCN909**
SGS Axys Analytical Services, Ltd.

Dataset: G:\Masslynx\Inst_L\PFAS\quanfile\FC2L_009-b.qld

Last Altered: Wednesday, January 12, 2022 10:02:34 Pacific Standard Time
Printed: Friday, January 14, 2022 10:14:07 Pacific Standard Time

ID: L36271-2,i,, Name: FC2L_009S27, Description: 1,WG79609,2/4000uL, Date: 11-Jan-2022, Time: 18:02:47

PFBA

FC2L_009S27 Smooth(SG,3x1) F1:MRM of 3 channels,ES-
1,WG79609,2/4000uL L36271-2,i, 212.763 > 168.903
3.283e+004

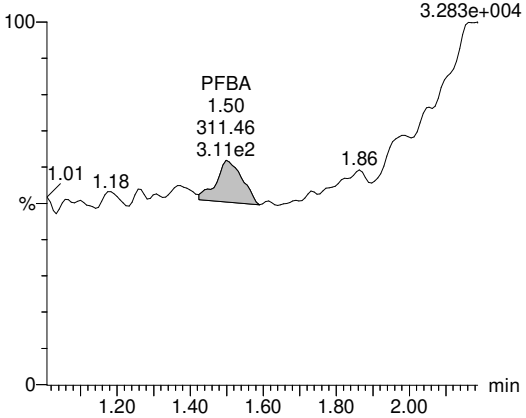

PFPeA

FC2L_009S27 Smooth(SG,3x1) F14:MRM of 8 channels,ES-
1,WG79609,2/4000uL L36271-2,i, 262.951 > 218.996
1.553e+005

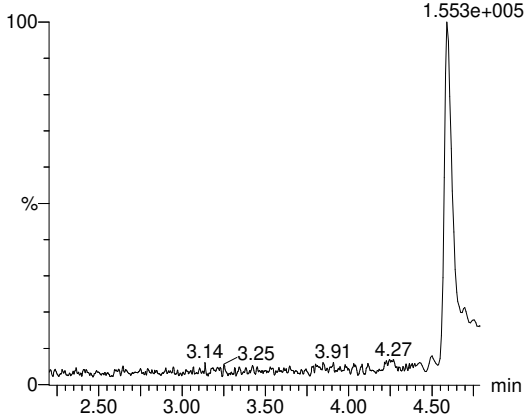

PFHxA

FC2L_009S27 Smooth(SG,3x1) F2:MRM of 24 channels,ES-
1,WG79609,2/4000uL L36271-2,i, 313.012 > 269.017
7.030e+003

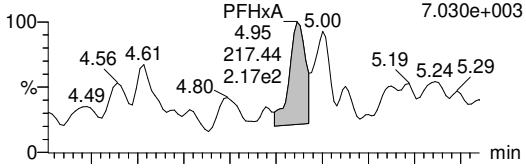

FC2L_009S27 Smooth(SG,3x1) F2:MRM of 24 channels,ES-
1,WG79609,2/4000uL L36271-2,i, 313.012 > 118.918
1.013e+003

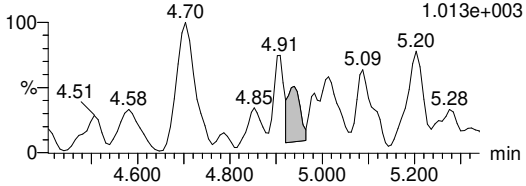

PFHpA

FC2L_009S27 Smooth(SG,3x1) F13:MRM of 7 channels,ES-
1,WG79609,2/4000uL L36271-2,i, 363.073 > 319.025
3.077e+003

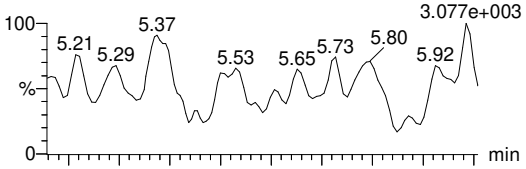

FC2L_009S27 Smooth(SG,3x1) F13:MRM of 7 channels,ES-
1,WG79609,2/4000uL L36271-2,i, 363.073 > 168.962
1.621e+003

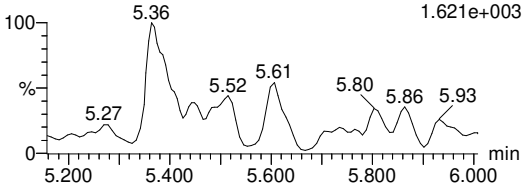

PFOA-I

FC2L_009S27 Smooth(SG,3x1) F3:MRM of 12 channels,ES-
1,WG79609,2/4000uL L36271-2,i, 413.006 > 369.03
2.181e+004

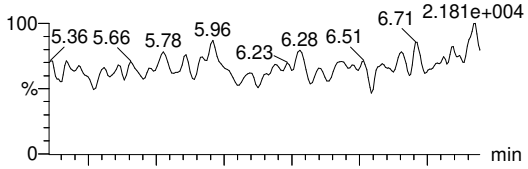

FC2L_009S27 Smooth(SG,3x1) F3:MRM of 12 channels,ES-
1,WG79609,2/4000uL L36271-2,i, 413.006 > 168.963
1.694e+003

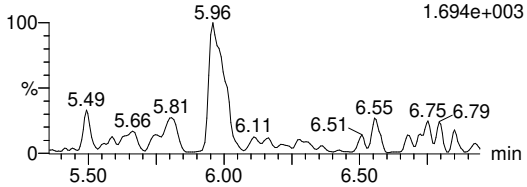

PFOA-II

FC2L_009S27 Smooth(SG,3x1) F3:MRM of 12 channels,ES-
1,WG79609,2/4000uL L36271-2,i, 413.006 > 369.03
2.181e+004

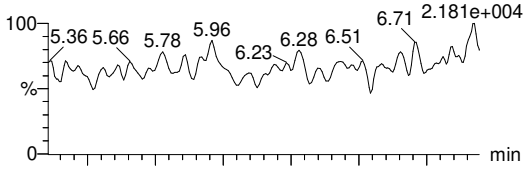

FC2L_009S27 Smooth(SG,3x1) F3:MRM of 12 channels,ES-
1,WG79609,2/4000uL L36271-2,i, 413.006 > 168.963
1.694e+003

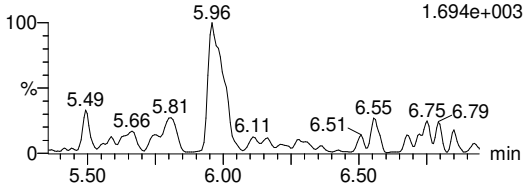

PV by TCH, SV by BRA 14-Jan-22, Conc. & LOD unit = ng for Inst QC, ng/mL for SPM, ng/L for samples

Quantify Sample Report **MassLynx MassLynx V4.1 SCN909**
SGS Axys Analytical Services, Ltd.

Dataset: G:\Masslynx\Inst_L\PFAS\quanfile\FC2L_009-b.qld

Last Altered: Wednesday, January 12, 2022 10:02:34 Pacific Standard Time
Printed: Friday, January 14, 2022 10:14:07 Pacific Standard Time

ID: L36271-2,i,, Name: FC2L_009S27, Description: 1,WG79609,2/4000uL, Date: 11-Jan-2022, Time: 18:02:47

PFOA-III

FC2L_009S27 Smooth(SG,3x1) F3:MRM of 12 channels,ES-
1,WG79609,2/4000uL L36271-2,i, 413.006 > 369.03

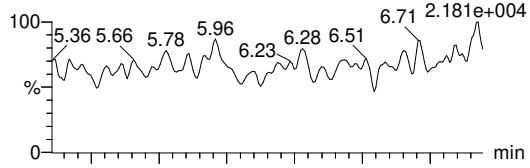

FC2L_009S27 Smooth(SG,3x1) F3:MRM of 12 channels,ES-
1,WG79609,2/4000uL L36271-2,i, 413.006 > 168.963
1.694e+003

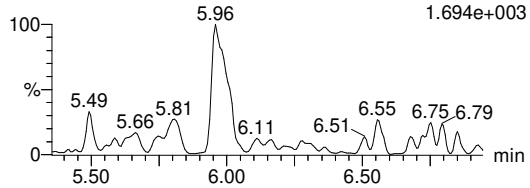

PFOA-IV

FC2L_009S27 Smooth(SG,3x1) F3:MRM of 12 channels,ES-
1,WG79609,2/4000uL L36271-2,i, 413.006 > 369.03

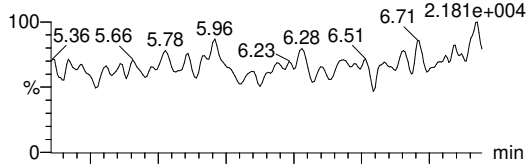

FC2L_009S27 Smooth(SG,3x1) F3:MRM of 12 channels,ES-
1,WG79609,2/4000uL L36271-2,i, 413.006 > 168.963
1.694e+003

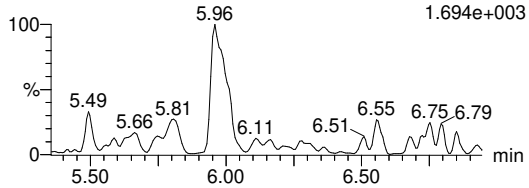

PFOA-SUM

FC2L_009S27 Smooth(SG,3x1) F3:MRM of 12 channels,ES-
1,WG79609,2/4000uL L36271-2,i, 413.006 > 369.03

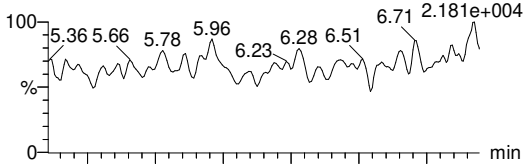

FC2L_009S27 Smooth(SG,3x1) F3:MRM of 12 channels,ES-
1,WG79609,2/4000uL L36271-2,i, 413.006 > 168.963
1.694e+003

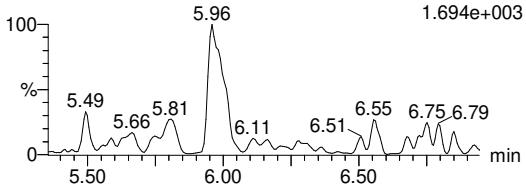

PFOA

FC2L_009S27 Smooth(SG,3x1) F3:MRM of 12 channels,ES-
1,WG79609,2/4000uL L36271-2,i, 413.006 > 369.03

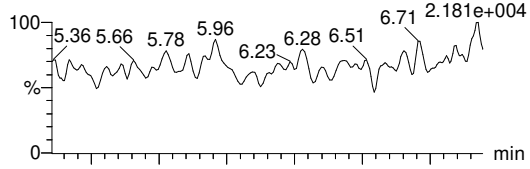

FC2L_009S27 Smooth(SG,3x1) F3:MRM of 12 channels,ES-
1,WG79609,2/4000uL L36271-2,i, 413.006 > 168.963
1.694e+003

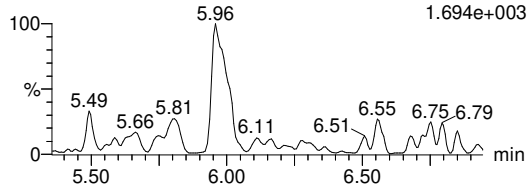

PFNA-I

FC2L_009S27 Smooth(SG,3x1) F4:MRM of 7 channels,ES-
1,WG79609,2/4000uL L36271-2,i, 463.002 > 418.97
6.797e+003

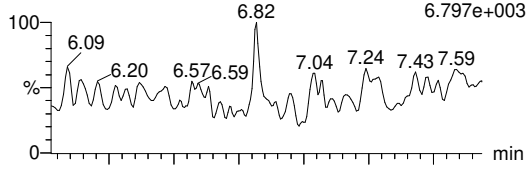

FC2L_009S27 Smooth(SG,3x1) F4:MRM of 7 channels,ES-
1,WG79609,2/4000uL L36271-2,i, 463.002 > 218.968
8.720e+002

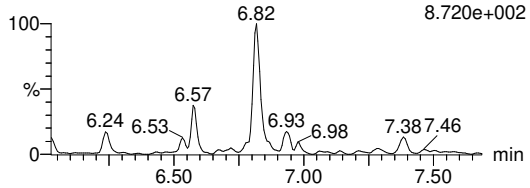

PFNA-II

FC2L_009S27 Smooth(SG,3x1) F4:MRM of 7 channels,ES-
1,WG79609,2/4000uL L36271-2,i, 463.002 > 418.97
6.797e+003

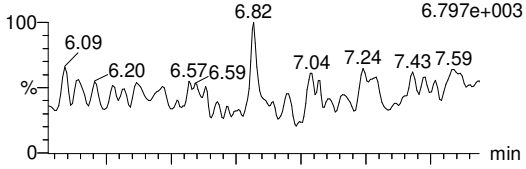

FC2L_009S27 Smooth(SG,3x1) F4:MRM of 7 channels,ES-
1,WG79609,2/4000uL L36271-2,i, 463.002 > 218.968
8.720e+002

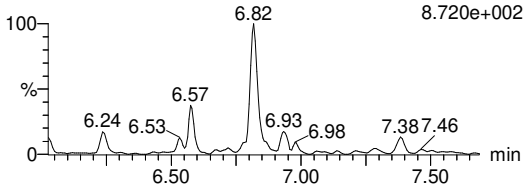

PV by TCH, SV by BRA 14-Jan-22, Conc. & LOD unit = ng for Inst QC, ng/mL for SPM, ng/L for samples

Quantify Sample Report **MassLynx MassLynx V4.1 SCN909**
SGS Axys Analytical Services, Ltd.

Dataset: G:\Masslynx\Inst_L\PFAS\quanfile\FC2L_009-b.qld

Last Altered: Wednesday, January 12, 2022 10:02:34 Pacific Standard Time
Printed: Friday, January 14, 2022 10:14:07 Pacific Standard Time

ID: L36271-2,i,, Name: FC2L_009S27, Description: 1,WG79609,2/4000uL, Date: 11-Jan-2022, Time: 18:02:47

PFNA-III

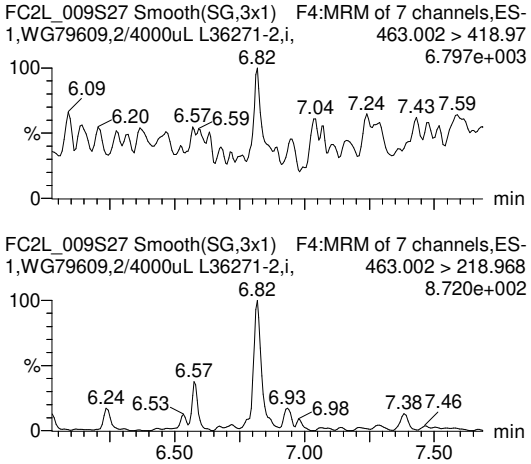

PFNA-SUM

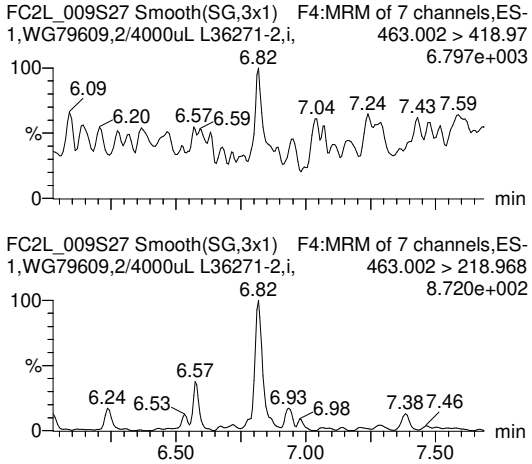

PFNA

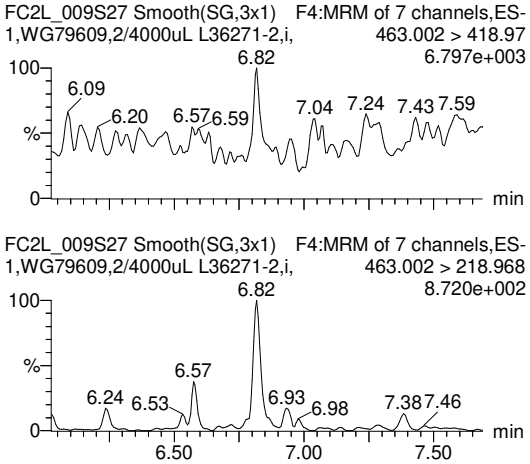

PFDA

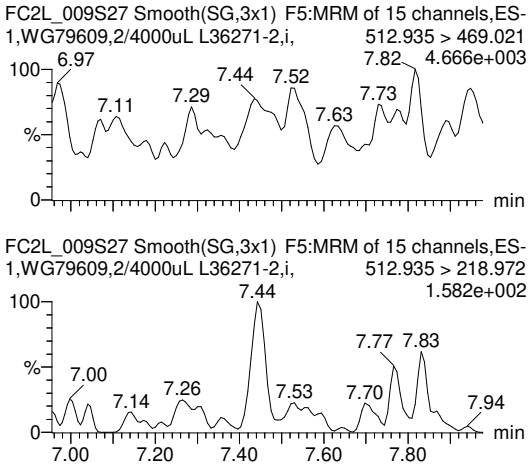

PFUnA

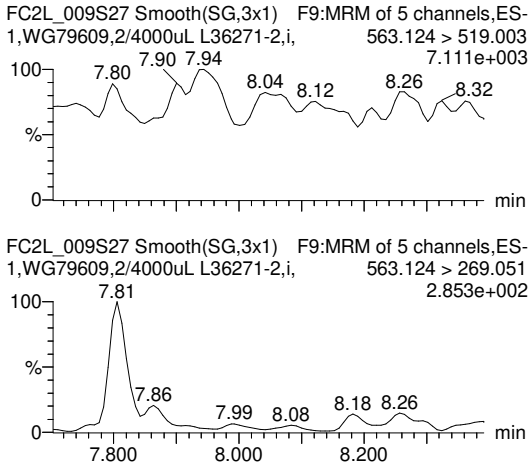

PFDoA

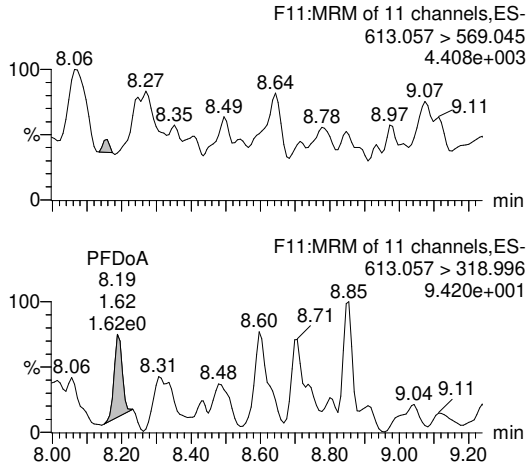

PV by TCH, SV by BRA 14-Jan-22, Conc. & LOD unit = ng for Inst QC, ng/mL for SPM, ng/L for samples

Quantify Sample Report **MassLynx MassLynx V4.1 SCN909**
SGS Axys Analytical Services, Ltd.

Dataset: G:\Masslynx\Inst_L\PFAS\quanfile\FC2L_009-b.qld

Last Altered: Wednesday, January 12, 2022 10:02:34 Pacific Standard Time
Printed: Friday, January 14, 2022 10:14:07 Pacific Standard Time

ID: L36271-2,i,, Name: FC2L_009S27, Description: 1,WG79609,2/4000uL, Date: 11-Jan-2022, Time: 18:02:47

PFTrDA

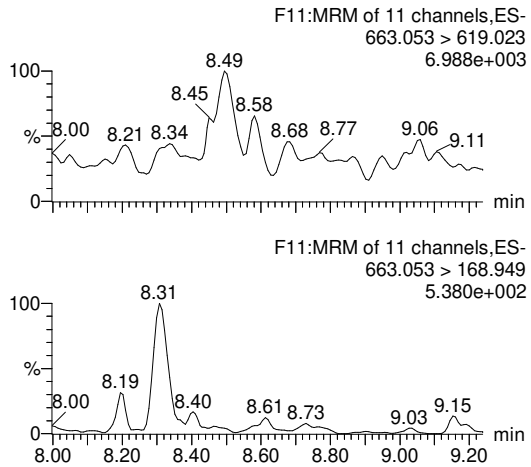

PFTeDA

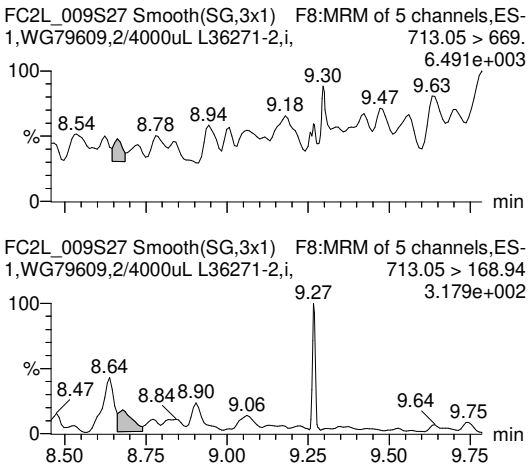

PFBS

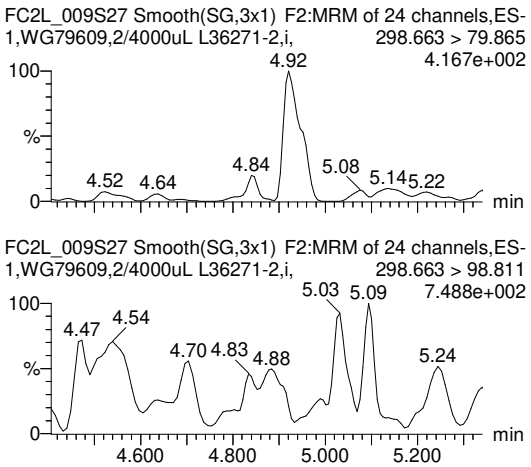

PFPeS

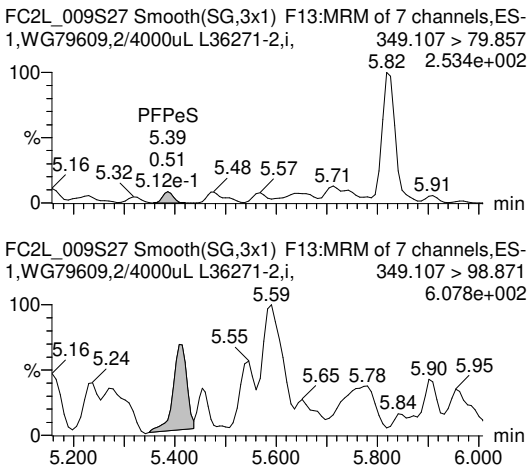

PFHxS-I

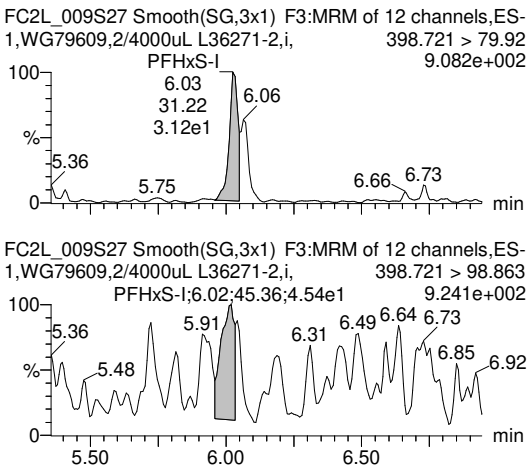

PFHxS-II

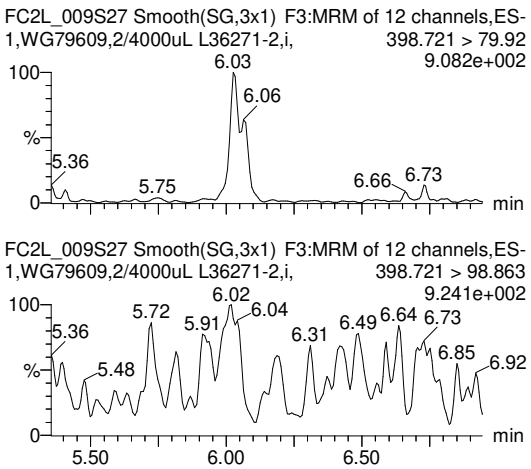

PV by TCH, SV by BRA 14-Jan-22, Conc. & LOD unit = ng for Inst QC, ng/mL for SPM, ng/L for samples

Quantify Sample Report **MassLynx MassLynx V4.1 SCN909**
SGS Axys Analytical Services, Ltd.

Dataset: G:\Masslynx\Inst_L\PFAS\quanfile\FC2L_009-b.qld

Last Altered: Wednesday, January 12, 2022 10:02:34 Pacific Standard Time
Printed: Friday, January 14, 2022 10:14:07 Pacific Standard Time

ID: L36271-2,i,, Name: FC2L_009S27, Description: 1,WG79609,2/4000uL, Date: 11-Jan-2022, Time: 18:02:47

PFHxS-III

FC2L_009S27 Smooth(SG,3x1) F3:MRM of 12 channels,ES-
1,WG79609,2/4000uL L36271-2,i, 398.721 > 79.92
9.082e+002

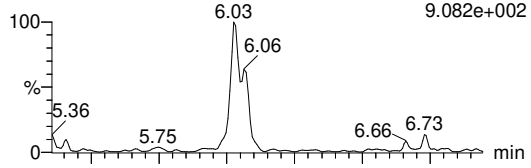

FC2L_009S27 Smooth(SG,3x1) F3:MRM of 12 channels,ES-
1,WG79609,2/4000uL L36271-2,i, 398.721 > 98.863
9.241e+002

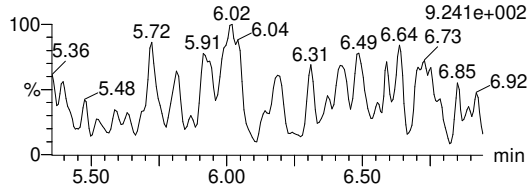

PFHxS-SUM

FC2L_009S27 Smooth(SG,3x1) F3:MRM of 12 channels,ES-
1,WG79609,2/4000uL L36271-2,i, 398.721 > 79.92
9.082e+002

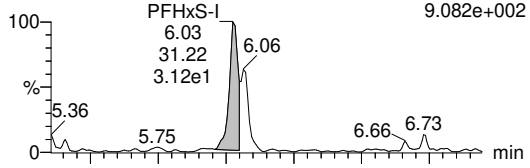

FC2L_009S27 Smooth(SG,3x1) F3:MRM of 12 channels,ES-
1,WG79609,2/4000uL L36271-2,i, 398.721 > 98.863
9.241e+002

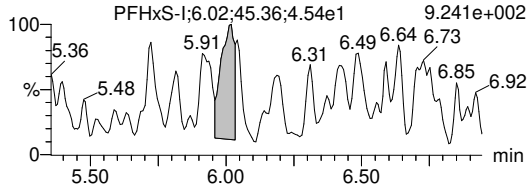

PFHxS

FC2L_009S27 Smooth(SG,3x1) F3:MRM of 12 channels,ES-
1,WG79609,2/4000uL L36271-2,i, 398.721 > 79.92
9.082e+002

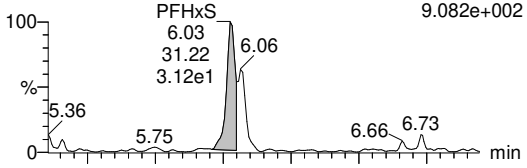

FC2L_009S27 Smooth(SG,3x1) F3:MRM of 12 channels,ES-
1,WG79609,2/4000uL L36271-2,i, 398.721 > 98.863
9.241e+002

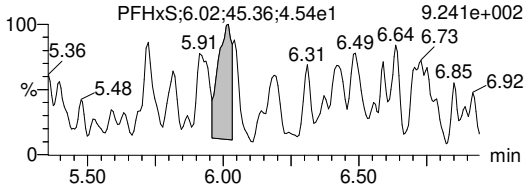

PFHpS

FC2L_009S27 Smooth(SG,3x1) F4:MRM of 7 channels,ES-
1,WG79609,2/4000uL L36271-2,i, 449.036 > 79.857
1.662e+002

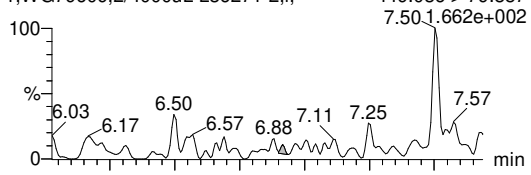

FC2L_009S27 Smooth(SG,3x1) F4:MRM of 7 channels,ES-
1,WG79609,2/4000uL L36271-2,i, 449.036 > 98.8
8.765e+002

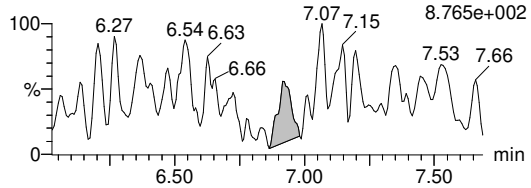

PFOS-I

FC2L_009S27 Smooth(SG,3x1) F5:MRM of 15 channels,ES-
1,WG79609,2/4000uL L36271-2,i, 498.906 > 79.856
3.382e+002

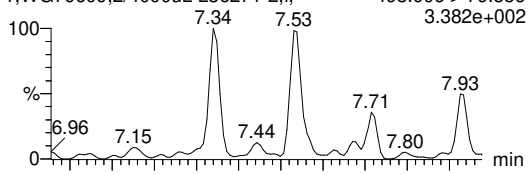

FC2L_009S27 Smooth(SG,3x1) F5:MRM of 15 channels,ES-
1,WG79609,2/4000uL L36271-2,i, 498.906 > 98.801
1.117e+003

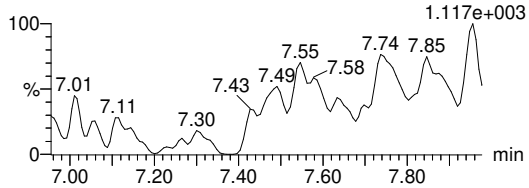

PFOS-II

FC2L_009S27 Smooth(SG,3x1) F5:MRM of 15 channels,ES-
1,WG79609,2/4000uL L36271-2,i, 498.906 > 79.856
3.382e+002

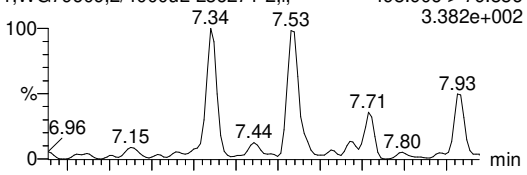

FC2L_009S27 Smooth(SG,3x1) F5:MRM of 15 channels,ES-
1,WG79609,2/4000uL L36271-2,i, 498.906 > 98.801
1.117e+003

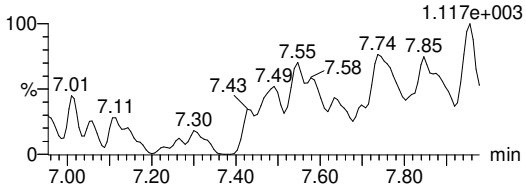

PV by TCH, SV by BRA 14-Jan-22, Conc. & LOD unit = ng for Inst QC, ng/mL for SPM, ng/L for samples

Quantify Sample Report **MassLynx MassLynx V4.1 SCN909**
SGS Axys Analytical Services, Ltd.

Dataset: G:\Masslynx\Inst_L\PFAS\quanfile\FC2L_009-b.qld

Last Altered: Wednesday, January 12, 2022 10:02:34 Pacific Standard Time
Printed: Friday, January 14, 2022 10:14:07 Pacific Standard Time

ID: L36271-2,i,, Name: FC2L_009S27, Description: 1,WG79609,2/4000uL, Date: 11-Jan-2022, Time: 18:02:47

PFOS-III

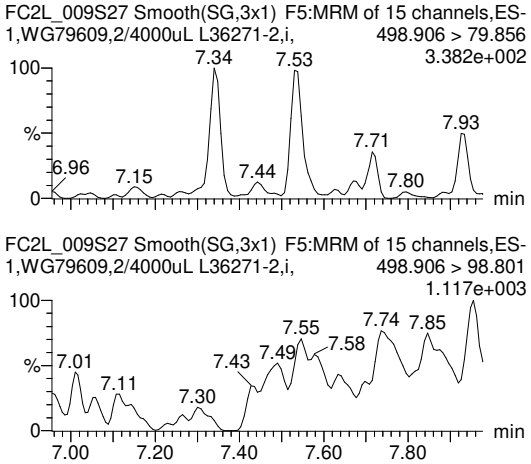

PFOS-IV

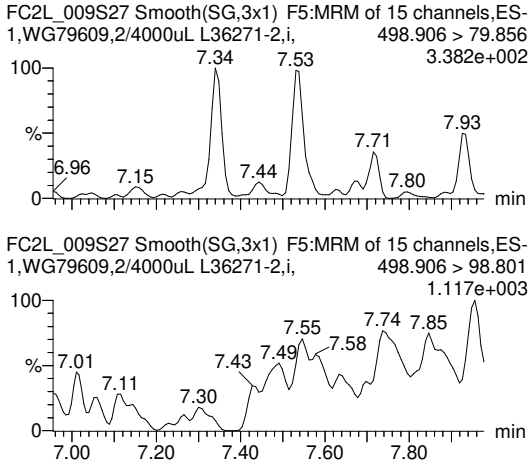

PFOS-SUM

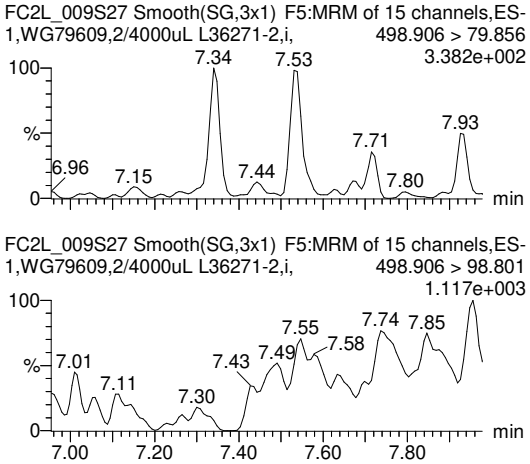

PFOS

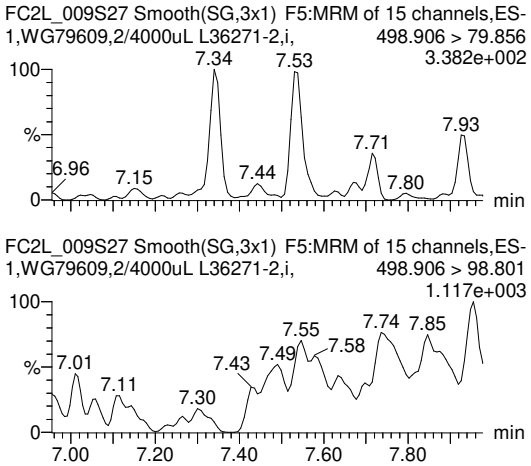

PFNS

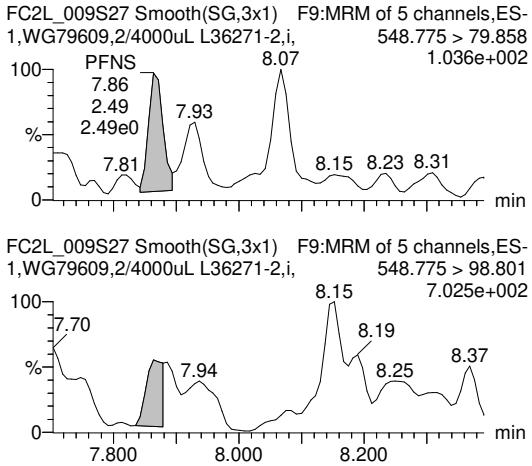

PFDS

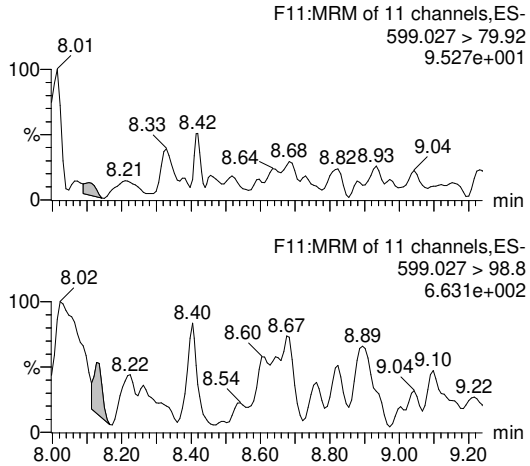

PV by TCH, SV by BRA 14-Jan-22, Conc. & LOD unit = ng for Inst QC, ng/mL for SPM, ng/L for samples

Quantify Sample Report **MassLynx MassLynx V4.1 SCN909**
SGS Axys Analytical Services, Ltd.

Dataset: G:\Masslynx\Inst_L\PFAS\quanfile\FC2L_009-b.qld

Last Altered: Wednesday, January 12, 2022 10:02:34 Pacific Standard Time
Printed: Friday, January 14, 2022 10:14:07 Pacific Standard Time

ID: L36271-2,i,, Name: FC2L_009S27, Description: 1,WG79609,2/4000uL, Date: 11-Jan-2022, Time: 18:02:47

PFDoS

FC2L_009S27 Smooth(SG,3x1) F8:MRM of 5 channels,ES-
1,WG79609,2/4000uL L36271-2,i, 699.084 > 79.856
7.973e+001

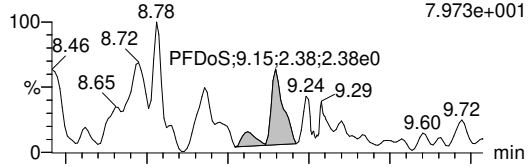

FC2L_009S27 Smooth(SG,3x1) F8:MRM of 5 channels,ES-
1,WG79609,2/4000uL L36271-2,i, 699.084 > 98.8
3.509e+002

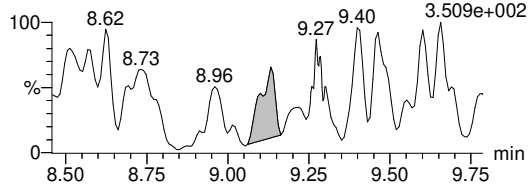

4:2 FTS

FC2L_009S27 Smooth(SG,3x1) F2:MRM of 24 channels,ES-
1,WG79609,2/4000uL L36271-2,i, 327.077 > 307.017
1.108e+002

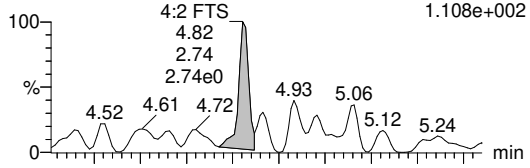

FC2L_009S27 Smooth(SG,3x1) F2:MRM of 24 channels,ES-
1,WG79609,2/4000uL L36271-2,i, 327.077 > 80.85
5.628e+003

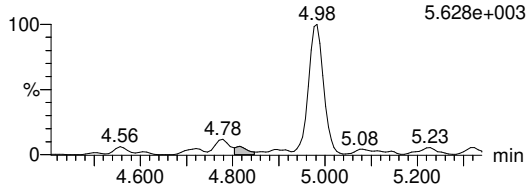

6:2 FTS

FC2L_009S27 Smooth(SG,3x1) F12:MRM of 6 channels,ES-
1,WG79609,2/4000uL L36271-2,i, 427.071 > 407.024
1.217e+002

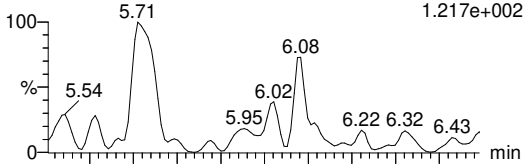

FC2L_009S27 Smooth(SG,3x1) F12:MRM of 6 channels,ES-
1,WG79609,2/4000uL L36271-2,i, 427.071 > 80.9
8.506e+002

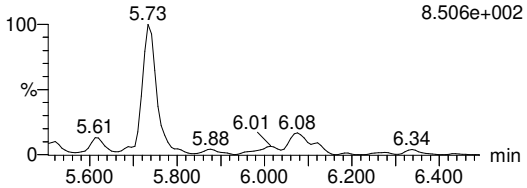

8:2 FTS

FC2L_009S27 Smooth(SG,3x1) F6:MRM of 4 channels,ES-
1,WG79609,2/4000uL L36271-2,i, 527.065 > 506.997
3.729e+002

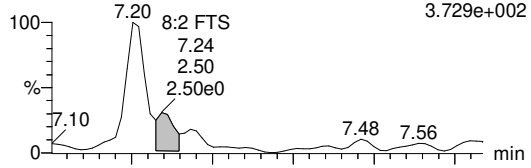

FC2L_009S27 Smooth(SG,3x1) F6:MRM of 4 channels,ES-
1,WG79609,2/4000uL L36271-2,i, 527.065 > 80.75
7.797e+001

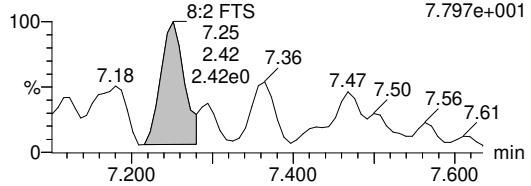

PFOSA-I

F11:MRM of 11 channels,ES-
498.113 > 77.902
1.113e+003

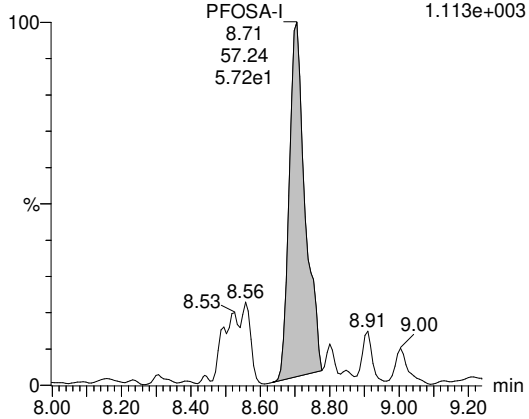

PFOSA-II

F11:MRM of 11 channels,ES-
498.113 > 77.902
1.113e+003

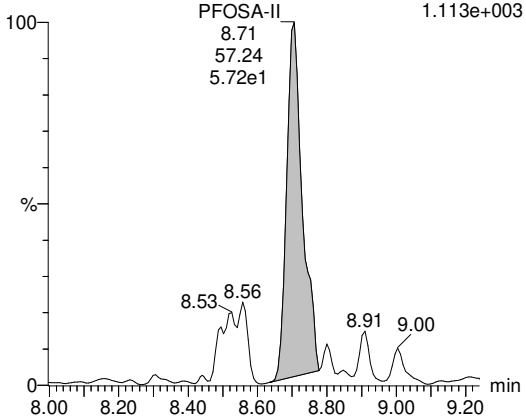

PV by TCH, SV by BRA 14-Jan-22, Conc. & LOD unit = ng for Inst QC, ng/mL for SPM, ng/L for samples

Quantify Sample Report **MassLynx MassLynx V4.1 SCN909**
SGS Axys Analytical Services, Ltd.

Dataset: G:\Masslynx\Inst_L\PFAS\quanfile\FC2L_009-b.qld

Last Altered: Wednesday, January 12, 2022 10:02:34 Pacific Standard Time
Printed: Friday, January 14, 2022 10:14:07 Pacific Standard Time

ID: L36271-2,i,, Name: FC2L_009S27, Description: 1,WG79609,2/4000uL, Date: 11-Jan-2022, Time: 18:02:47

PFOSA-SUM

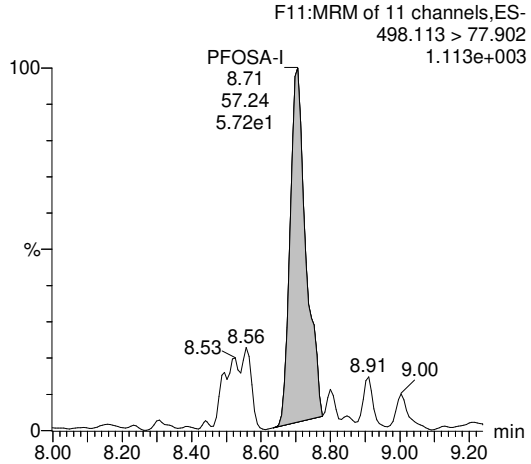

PFOSA

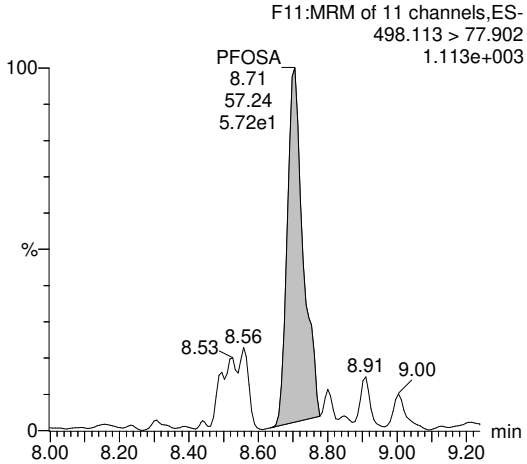

N-MeFOSA-I

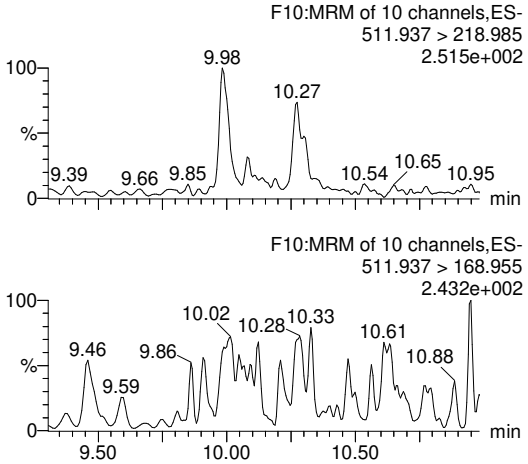

N-MeFOSA-II

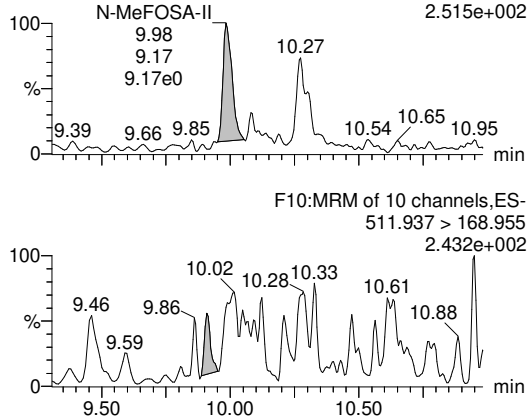

N-MeFOSA-SUM

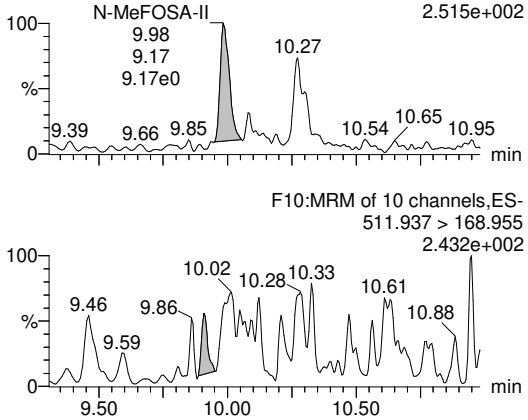

N-MeFOSA

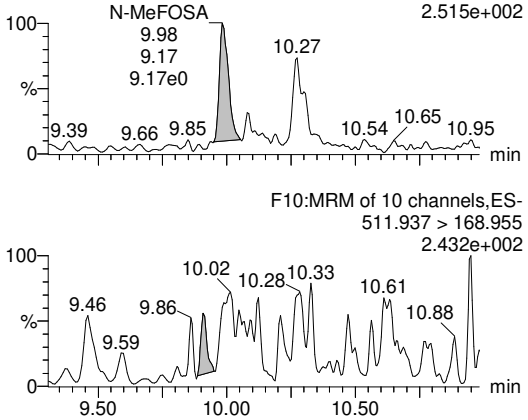

PV by TCH, SV by BRA 14-Jan-22, Conc. & LOD unit = ng for Inst QC, ng/mL for SPM, ng/L for samples

Quantify Sample Report **MassLynx MassLynx V4.1 SCN909**
SGS Axys Analytical Services, Ltd.

Dataset: G:\Masslynx\Inst_L\PFAS\quanfile\FC2L_009-b.qld

Last Altered: Wednesday, January 12, 2022 10:02:34 Pacific Standard Time
Printed: Friday, January 14, 2022 10:14:07 Pacific Standard Time

ID: L36271-2,i,, Name: FC2L_009S27, Description: 1,WG79609,2/4000uL, Date: 11-Jan-2022, Time: 18:02:47

N-EtFOSA-I

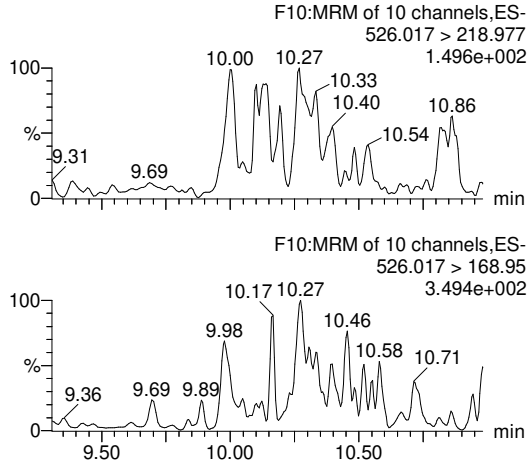

N-EtFOSA-II

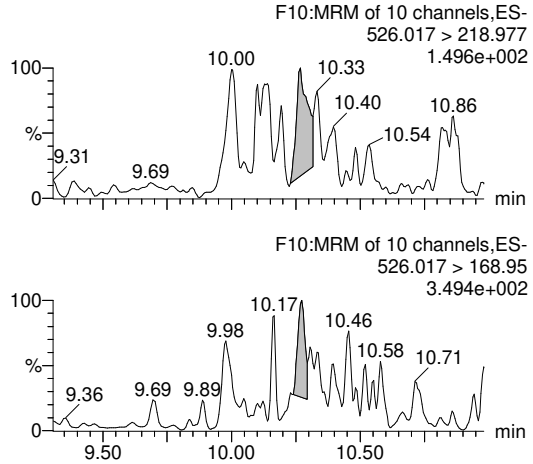

N-EtFOSA-SUM

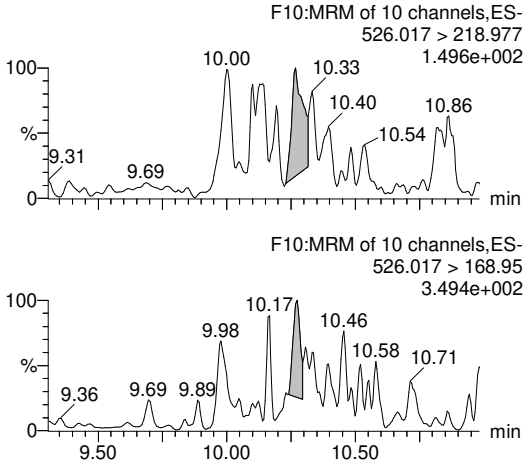

N-EtFOSA

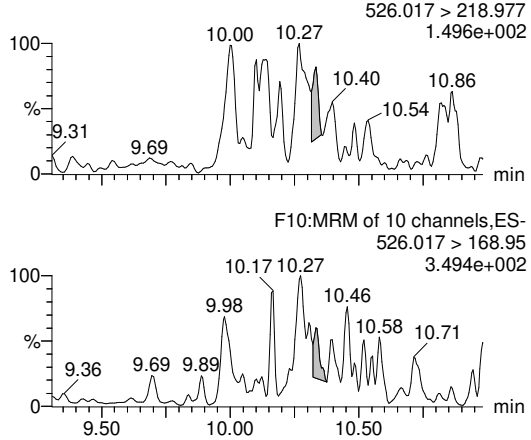

MeFOSAA-I

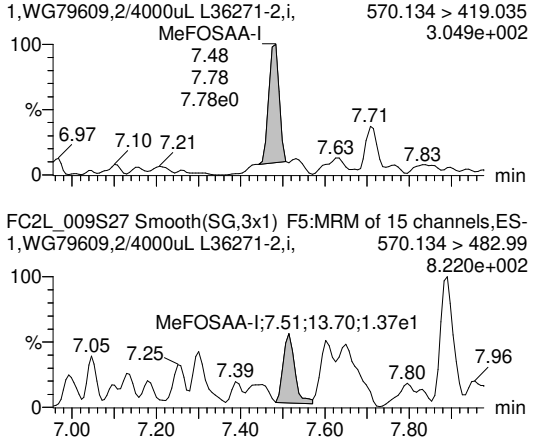

MeFOSAA-II

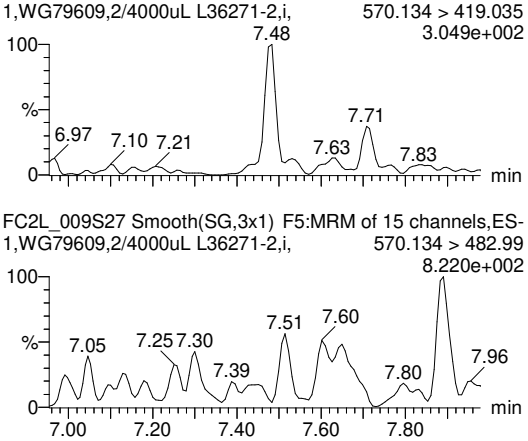

PV by TCH, SV by BRA 14-Jan-22, Conc. & LOD unit = ng for Inst QC, ng/mL for SPM, ng/L for samples

Quantify Sample Report **MassLynx MassLynx V4.1 SCN909**
SGS Axys Analytical Services, Ltd.

Dataset: G:\Masslynx\Inst_L\PFAS\quanfile\FC2L_009-b.qld

Last Altered: Wednesday, January 12, 2022 10:02:34 Pacific Standard Time
Printed: Friday, January 14, 2022 10:14:07 Pacific Standard Time

ID: L36271-2,i,, Name: FC2L_009S27, Description: 1,WG79609,2/4000uL, Date: 11-Jan-2022, Time: 18:02:47

MeFOSAA-III

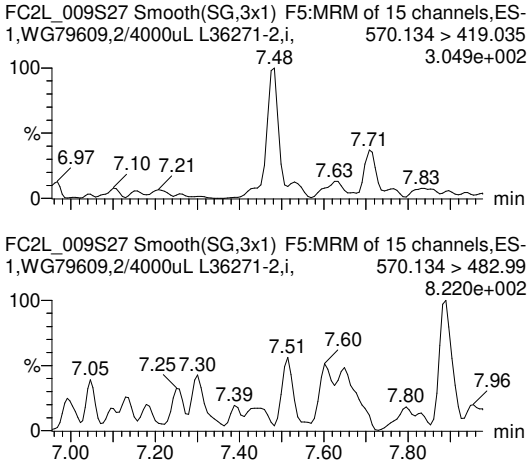

MeFOSAA-SUM

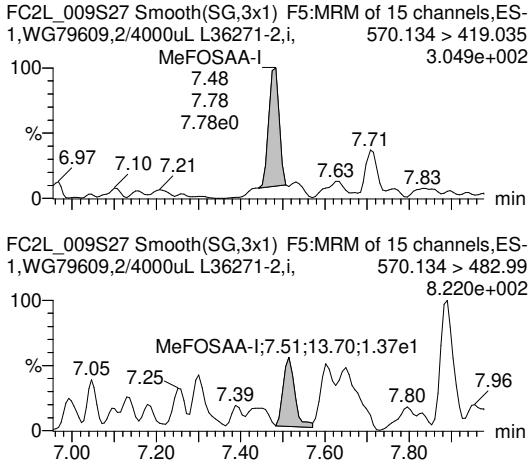

MeFOSAA

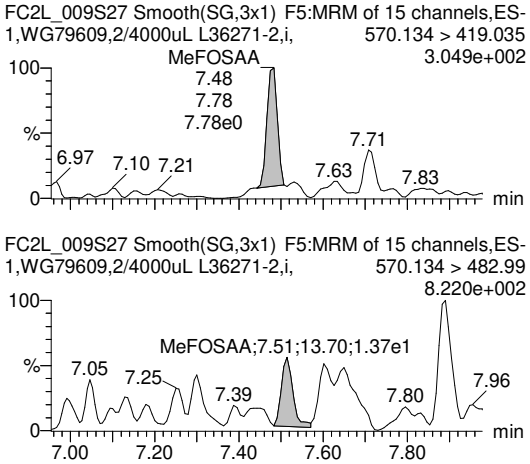

EtFOSAA-I

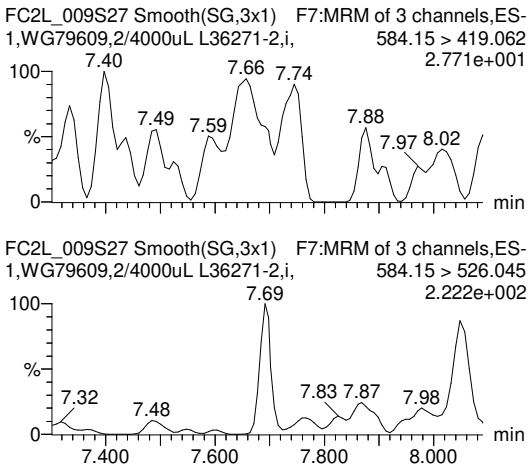

EtFOSAA-II

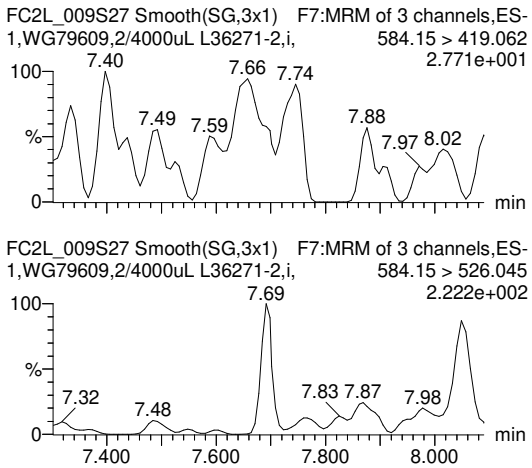

EtFOSAA-III

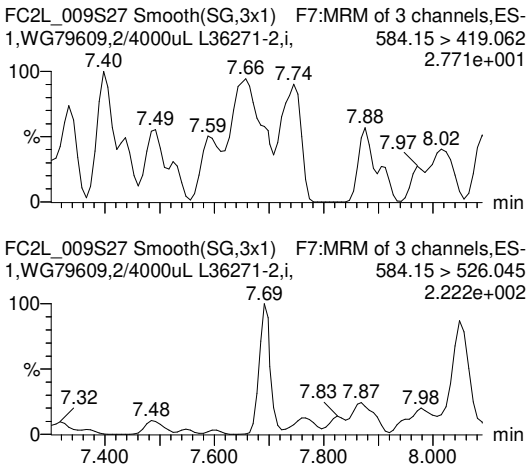

PV by TCH, SV by BRA 14-Jan-22, Conc. & LOD unit = ng for Inst QC, ng/mL for SPM, ng/L for samples

Quantify Sample Report **MassLynx MassLynx V4.1 SCN909**
SGS Axys Analytical Services, Ltd.

Dataset: G:\Masslynx\Inst_L\PFAS\quanfile\FC2L_009-b.qld

Last Altered: Wednesday, January 12, 2022 10:02:34 Pacific Standard Time
Printed: Friday, January 14, 2022 10:14:07 Pacific Standard Time

ID: L36271-2,i,, Name: FC2L_009S27, Description: 1,WG79609,2/4000uL, Date: 11-Jan-2022, Time: 18:02:47

EtFOSAA-SUM

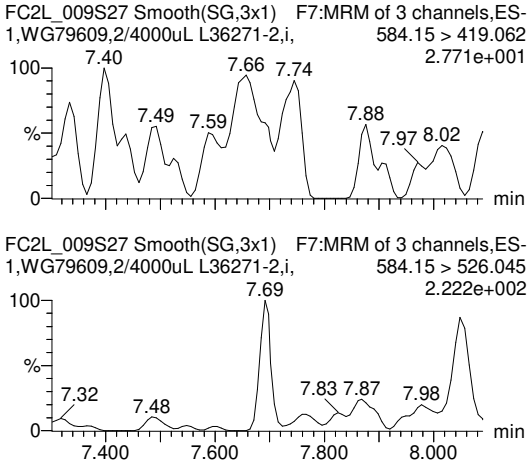

EtFOSAA

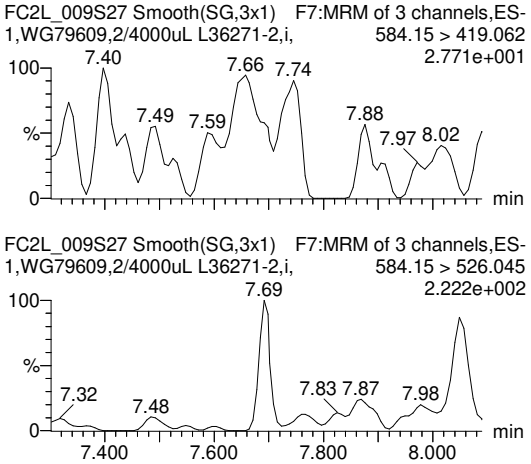

N-MeFOSE-I

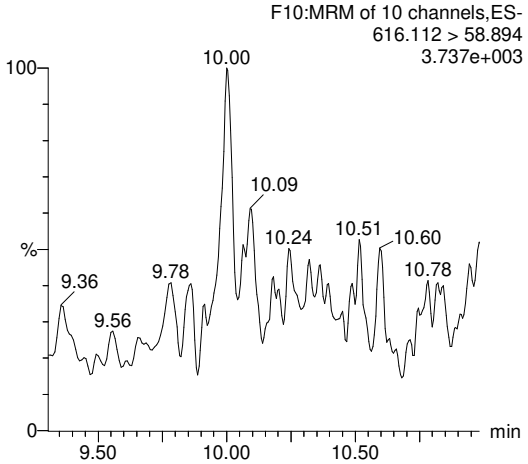

N-MeFOSE-II

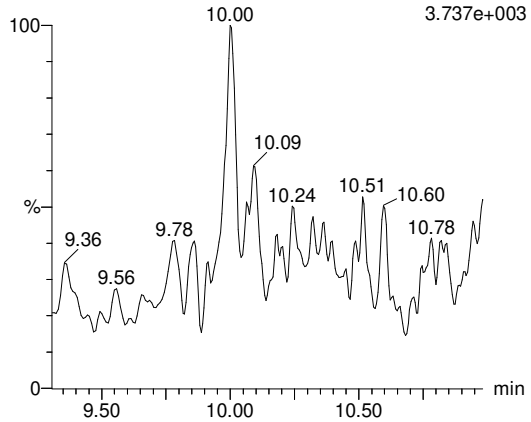

N-MeFOSE-III

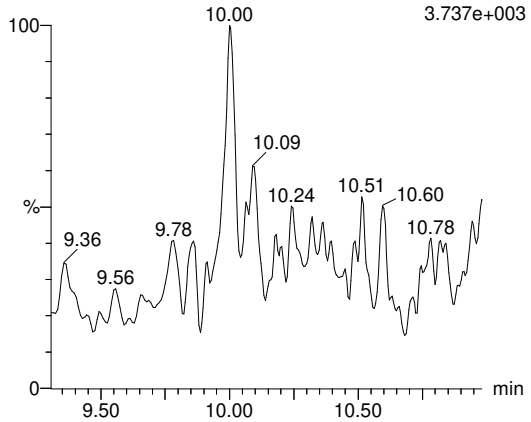

N-MeFOSE-SUM

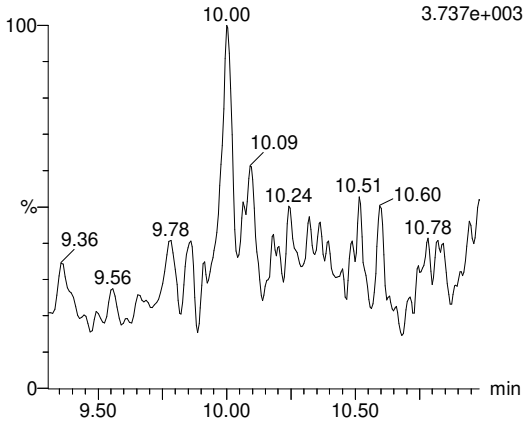

PV by TCH, SV by BRA 14-Jan-22, Conc. & LOD unit = ng for Inst QC, ng/mL for SPM, ng/L for samples

Quantify Sample Report **MassLynx MassLynx V4.1 SCN909**
SGS Axys Analytical Services, Ltd.

Dataset: G:\Masslynx\Inst_L\PFAS\quanfile\FC2L_009-b.qld

Last Altered: Wednesday, January 12, 2022 10:02:34 Pacific Standard Time
Printed: Friday, January 14, 2022 10:14:07 Pacific Standard Time

ID: L36271-2,i,, Name: FC2L_009S27, Description: 1,WG79609,2/4000uL, Date: 11-Jan-2022, Time: 18:02:47

N-MeFOSE

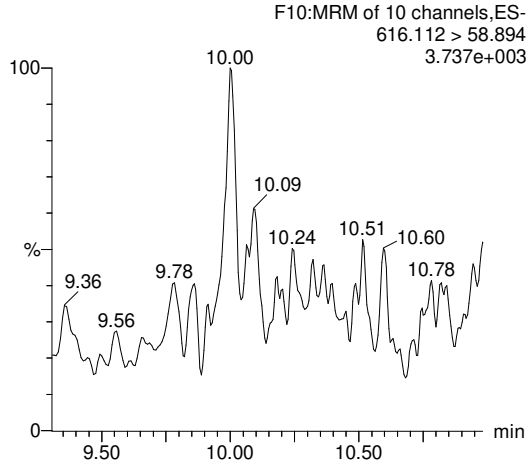

N-EtFOSE-I

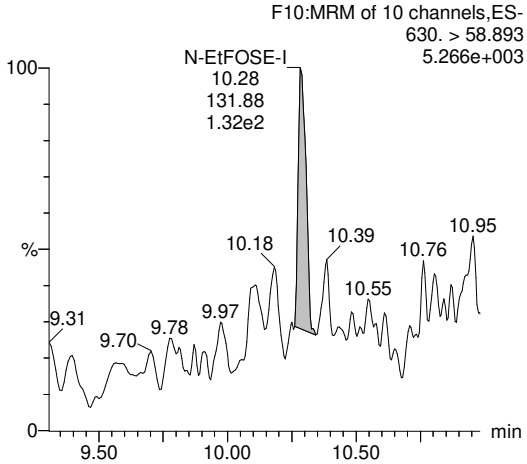

N-EtFOSE-II

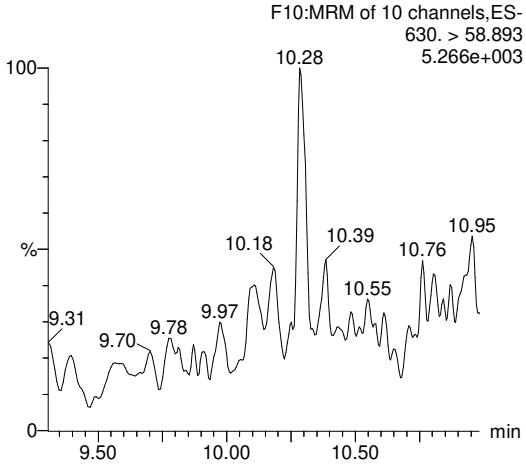

N-EtFOSE-III

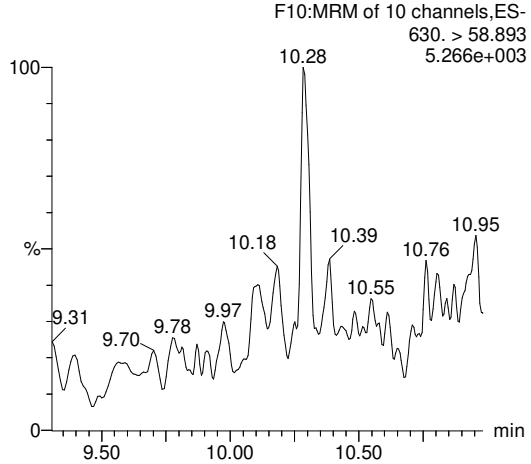

N-EtFOSE-SUM

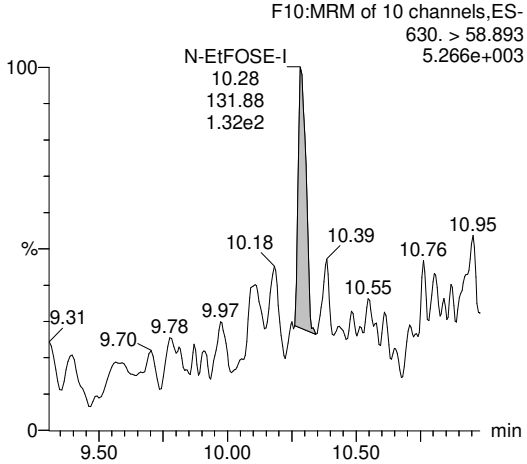

N-EtFOSE

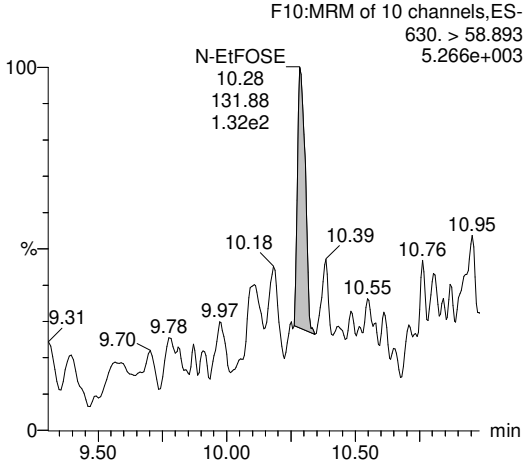

PV by TCH, SV by BRA 14-Jan-22, Conc. & LOD unit = ng for Inst QC, ng/mL for SPM, ng/L for samples

Quantify Sample Report **MassLynx MassLynx V4.1 SCN909**
SGS Axys Analytical Services, Ltd.

Dataset: G:\Masslynx\Inst_L\PFAS\quanfile\FC2L_009-b.qld

Last Altered: Wednesday, January 12, 2022 10:02:34 Pacific Standard Time
Printed: Friday, January 14, 2022 10:14:07 Pacific Standard Time

ID: L36271-2,i,, Name: FC2L_009S27, Description: 1,WG79609,2/4000uL, Date: 11-Jan-2022, Time: 18:02:47

HFPO-DA

FC2L_009S27 Smooth(SG,3x1) F2:MRM of 24 channels,ES-
1,WG79609,2/4000uL L36271-2,i, 284.8894 > 168.9079
2.141e+002

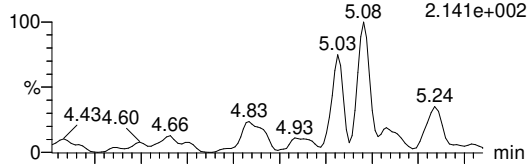

FC2L_009S27 Smooth(SG,3x1) F2:MRM of 24 channels,ES-
1,WG79609,2/4000uL L36271-2,i, 284.8894 > 184.9131
1.187e+003

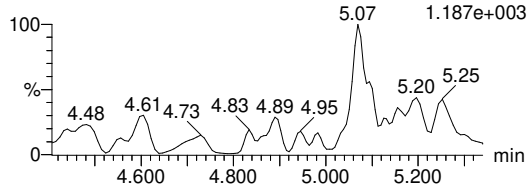

ADONA

FC2L_009S27 Smooth(SG,3x1) F13:MRM of 7 channels,ES-
1,WG79609,2/4000uL L36271-2,i, 376.88 > 250.937
1.145e+002

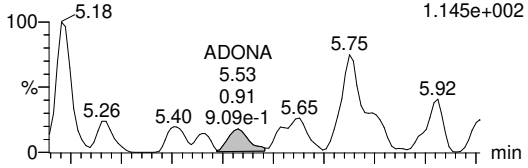

FC2L_009S27 Smooth(SG,3x1) F13:MRM of 7 channels,ES-
1,WG79609,2/4000uL L36271-2,i, 376.88 > 84.832
2.026e+002

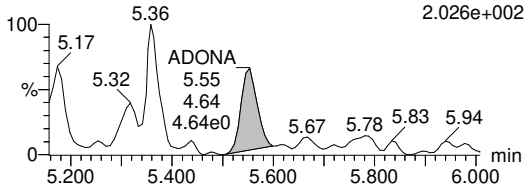

9Cl-PF3ONS

FC2L_009S27 Smooth(SG,3x1) F5:MRM of 15 channels,ES-
1,WG79609,2/4000uL L36271-2,i, 530.807 > 350.967
1.056e+002

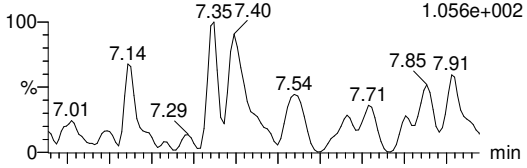

FC2L_009S27 Smooth(SG,3x1) F5:MRM of 15 channels,ES-
1,WG79609,2/4000uL L36271-2,i, 532.804 > 352.947
8.335e+002

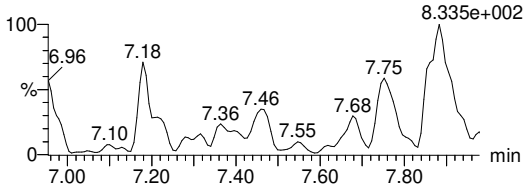

11Cl-PF3OUdS

F11:MRM of 11 channels,ES-
630.865 > 450.902
9.282e+001

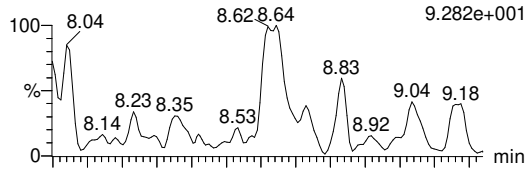

F11:MRM of 11 channels,ES-
632.868 > 452.91
3.103e+002

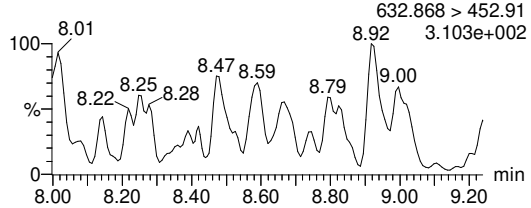

3:3 FTCA

FC2L_009S27 Smooth(SG,3x1) F14:MRM of 8 channels,ES-
1,WG79609,2/4000uL L36271-2,i, 241 > 177
4.682e+002

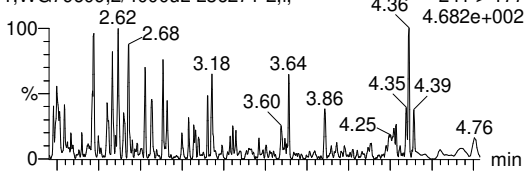

FC2L_009S27 Smooth(SG,3x1) F14:MRM of 8 channels,ES-
1,WG79609,2/4000uL L36271-2,i, 241 > 117
2.381e+003

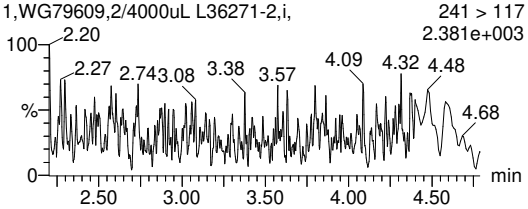

5:3 FTCA

FC2L_009S27 Smooth(SG,3x1) F2:MRM of 24 channels,ES-
1,WG79609,2/4000uL L36271-2,i, 341 > 237.1
1.206e+003

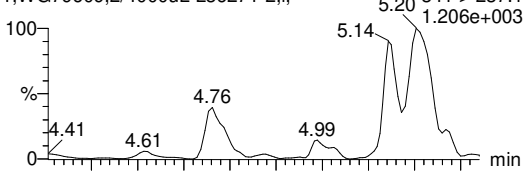

FC2L_009S27 Smooth(SG,3x1) F2:MRM of 24 channels,ES-
1,WG79609,2/4000uL L36271-2,i, 341 > 217
5.982e+003

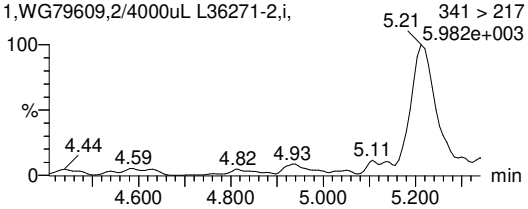

PV by TCH, SV by BRA 14-Jan-22, Conc. & LOD unit = ng for Inst QC, ng/mL for SPM, ng/L for samples

Quantify Sample Report **MassLynx MassLynx V4.1 SCN909**
SGS Axys Analytical Services, Ltd.

Dataset: G:\Masslynx\Inst_L\PFAS\quanfile\FC2L_009-b.qld

Last Altered: Wednesday, January 12, 2022 10:02:34 Pacific Standard Time
Printed: Friday, January 14, 2022 10:14:07 Pacific Standard Time

ID: L36271-2,i,, Name: FC2L_009S27, Description: 1,WG79609,2/4000uL, Date: 11-Jan-2022, Time: 18:02:47

7:3 FTCA

FC2L_009S27 Smooth(SG,3x1) F3:MRM of 12 channels,ES-
1,WG79609,2/4000uL L36271-2,i, 441 > 316.9
3.420e+003

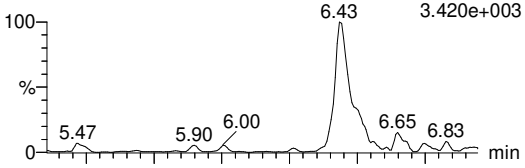

FC2L_009S27 Smooth(SG,3x1) F3:MRM of 12 channels,ES-
1,WG79609,2/4000uL L36271-2,i, 441 > 336.9
5.967e+003

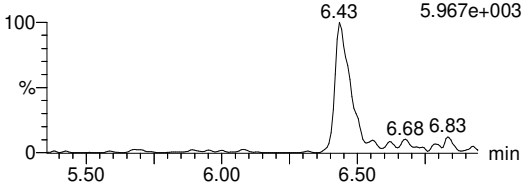

PFEESA

FC2L_009S27 Smooth(SG,3x1) F2:MRM of 24 channels,ES-
1,WG79609,2/4000uL L36271-2,i, 314.8 > 134.9
1.043e+002

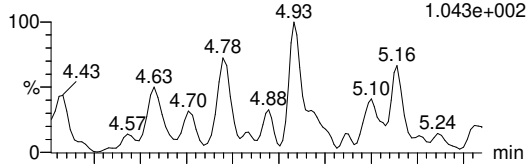

FC2L_009S27 Smooth(SG,3x1) F2:MRM of 24 channels,ES-
1,WG79609,2/4000uL L36271-2,i, 314.8 > 82.9
2.154e+003

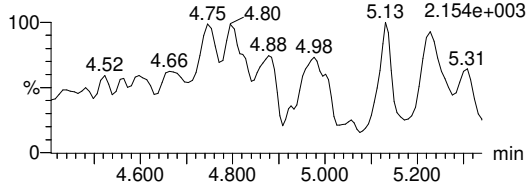

PFMPA

FC2L_009S27 Smooth(SG,5x1) F14:MRM of 8 channels,ES-
1,WG79609,2/4000uL L36271-2,i, 229.013 > 84.9
1.782e+003

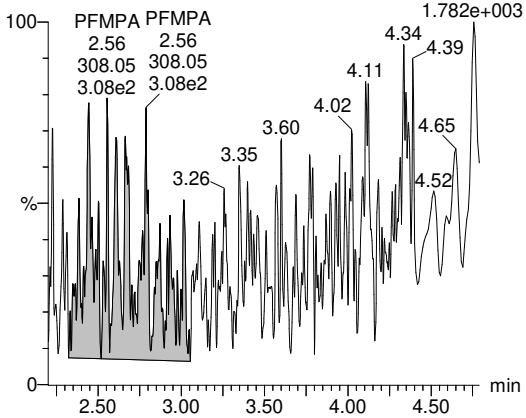

PFMBA

FC2L_009S27 Smooth(SG,3x1) F14:MRM of 8 channels,ES-
1,WG79609,2/4000uL L36271-2,i, 279 > 85.1
6.737e+002

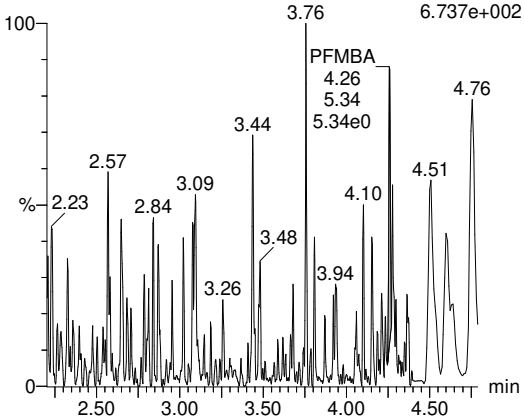

NFDHA

FC2L_009S27 Smooth(SG,3x1) F2:MRM of 24 channels,ES-
1,WG79609,2/4000uL L36271-2,i, 295 > 201
5.118e+001

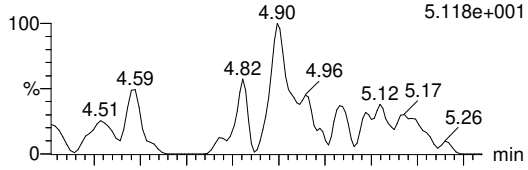

FC2L_009S27 Smooth(SG,3x1) F2:MRM of 24 channels,ES-
1,WG79609,2/4000uL L36271-2,i, 295 > 84.9
3.714e+002

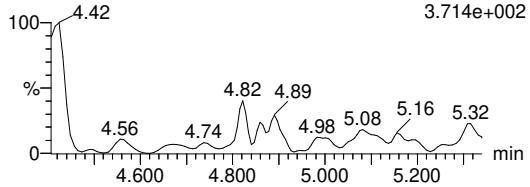

13C4-PFBA

FC2L_009S27 Smooth(SG,3x1) F1:MRM of 3 channels,ES-
1,WG79609,2/4000uL L36271-2,i, 216.776 > 171.928
2.008e+006

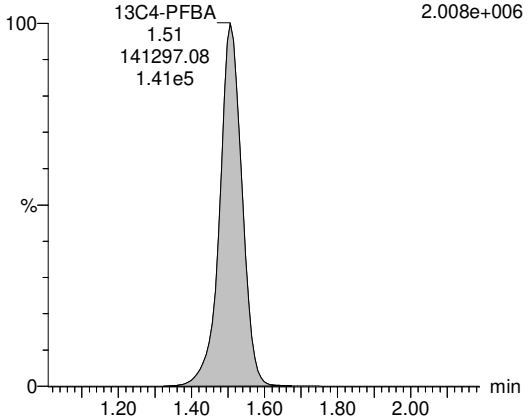

PV by TCH, SV by BRA 14-Jan-22, Conc. & LOD unit = ng for Inst QC, ng/mL for SPM, ng/L for samples

Quantify Sample Report **MassLynx MassLynx V4.1 SCN909**
SGS Axys Analytical Services, Ltd.

Dataset: G:\Masslynx\Inst_L\PFAS\quanfile\FC2L_009-b.qld

Last Altered: Wednesday, January 12, 2022 10:02:34 Pacific Standard Time
Printed: Friday, January 14, 2022 10:14:07 Pacific Standard Time

ID: L36271-2,i,, Name: FC2L_009S27, Description: 1,WG79609,2/4000uL, Date: 11-Jan-2022, Time: 18:02:47

13C5-PFPeA

FC2L_009S27 Smooth(SG,3x1) F14:MRM of 8 channels,ES-
1,WG79609,2/4000uL L36271-2,i, 268.16 > 223.035
9.968e+005

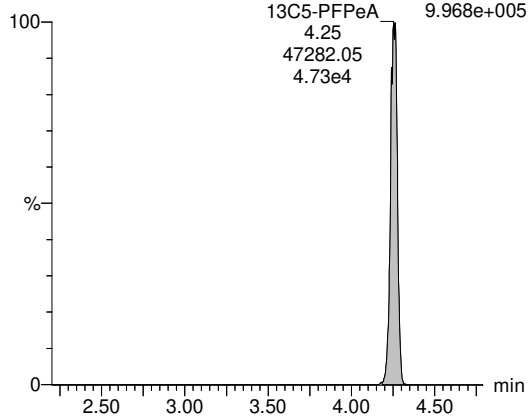

13C5-PFHxA

FC2L_009S27 Smooth(SG,3x1) F2:MRM of 24 channels,ES-
1,WG79609,2/4000uL L36271-2,i, 318.029 > 272.993
8.724e+005

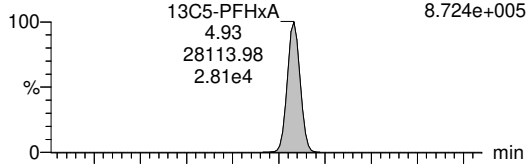

FC2L_009S27 Smooth(SG,3x1) F2:MRM of 24 channels,ES-
1,WG79609,2/4000uL L36271-2,i, 318.029 > 120.341
3.420e+004

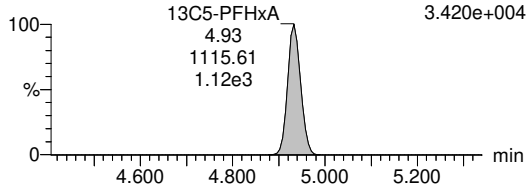

13C4-PFHpA

FC2L_009S27 Smooth(SG,3x1) F13:MRM of 7 channels,ES-
1,WG79609,2/4000uL L36271-2,i, 367.086 > 322.004
8.381e+005

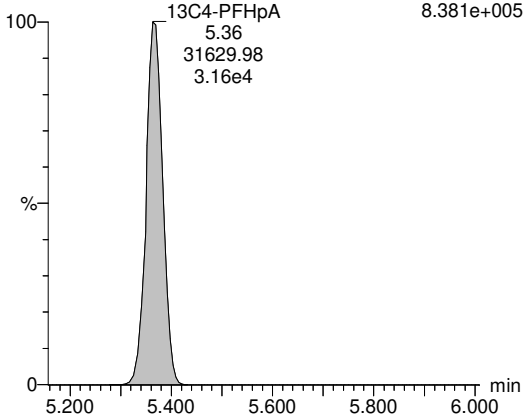

13C8-PFOA

FC2L_009S27 Smooth(SG,3x1) F3:MRM of 12 channels,ES-
1,WG79609,2/4000uL L36271-2,i, 421.096 > 376.022
5.660e+005

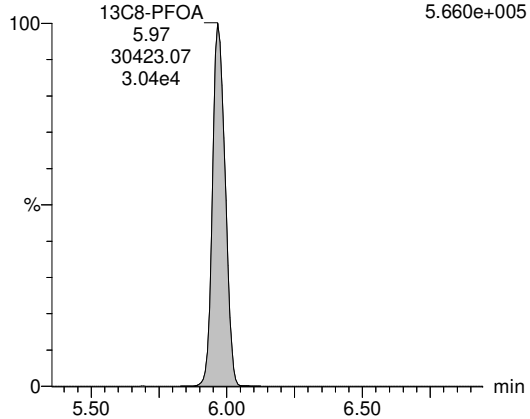

13C9-PFNA

FC2L_009S27 Smooth(SG,3x1) F4:MRM of 7 channels,ES-
1,WG79609,2/4000uL L36271-2,i, 472.096 > 427.014
2.690e+005

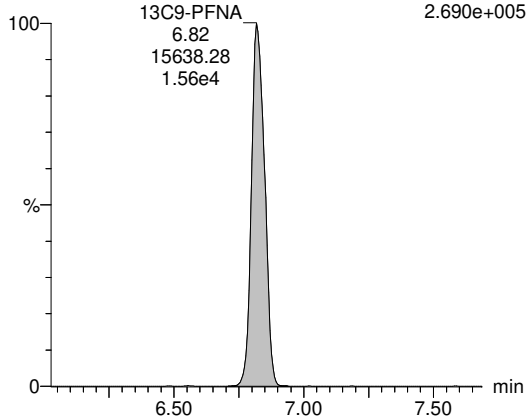

13C6-PFDA

FC2L_009S27 Smooth(SG,3x1) F5:MRM of 15 channels,ES-
1,WG79609,2/4000uL L36271-2,i, 519.147 > 474.058
3.381e+005

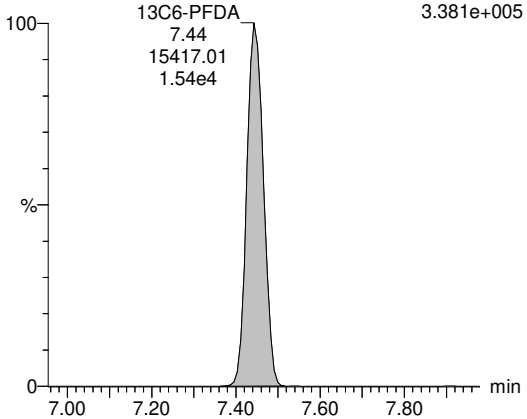

PV by TCH, SV by BRA 14-Jan-22, Conc. & LOD unit = ng for Inst QC, ng/mL for SPM, ng/L for samples

Quantify Sample Report **MassLynx MassLynx V4.1 SCN909**
SGS Axys Analytical Services, Ltd.

Dataset: G:\Masslynx\Inst_L\PFAS\quanfile\FC2L_009-b.qld

Last Altered: Wednesday, January 12, 2022 10:02:34 Pacific Standard Time
Printed: Friday, January 14, 2022 10:14:07 Pacific Standard Time

ID: L36271-2,i,, Name: FC2L_009S27, Description: 1,WG79609,2/4000uL, Date: 11-Jan-2022, Time: 18:02:47

13C7-PFUnA

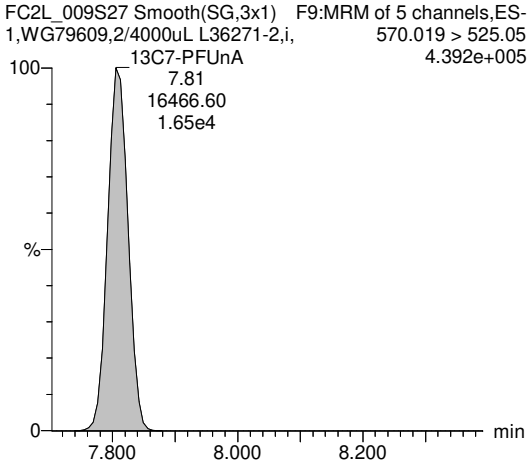

13C2-PFDoA

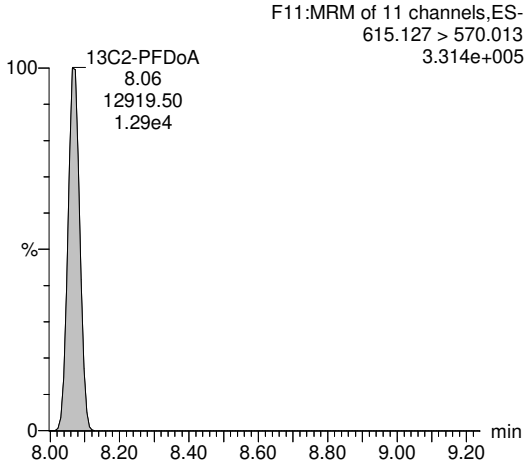

13C2-PFTeDA

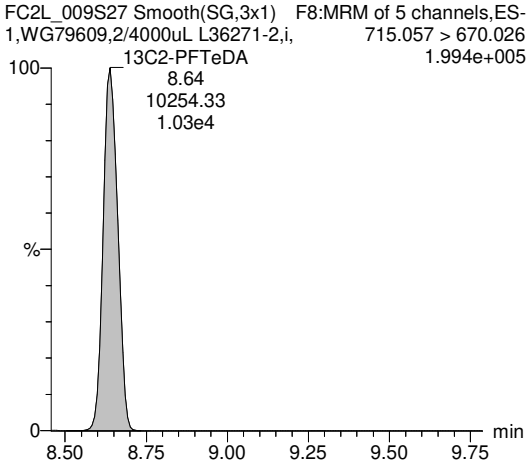

13C3-PFBS

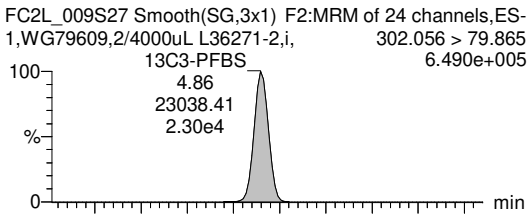

13C3-PFHxS

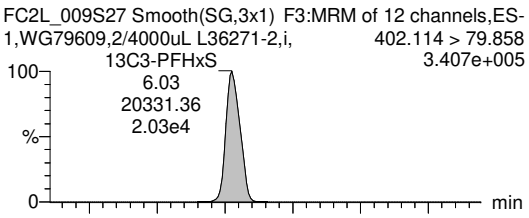

13C8-PFOS

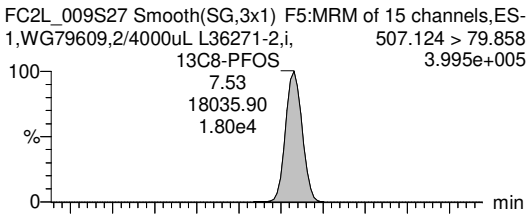

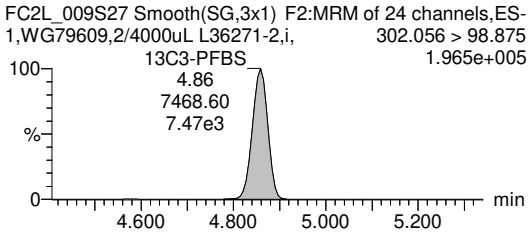

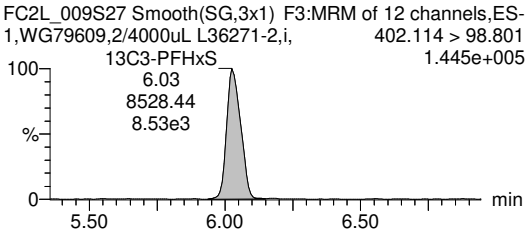

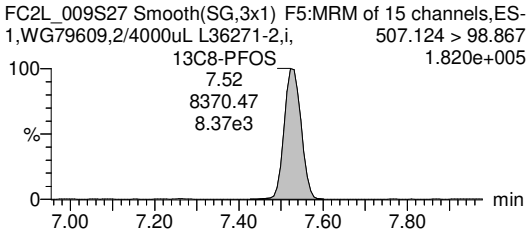

PV by TCH, SV by BRA 14-Jan-22, Conc. & LOD unit = ng for Inst QC, ng/mL for SPM, ng/L for samples

Quantify Sample Report **MassLynx MassLynx V4.1 SCN909**
SGS Axys Analytical Services, Ltd.

Dataset: G:\Masslynx\Inst_L\PFAS\quanfile\FC2L_009-b.qld

Last Altered: Wednesday, January 12, 2022 10:02:34 Pacific Standard Time
Printed: Friday, January 14, 2022 10:14:07 Pacific Standard Time

ID: L36271-2,i,, Name: FC2L_009S27, Description: 1,WG79609,2/4000uL, Date: 11-Jan-2022, Time: 18:02:47

13C2-4:2 FTS

FC2L_009S27 Smooth(SG,3x1) F2:MRM of 24 channels,ES-
1,WG79609,2/4000uL L36271-2,i, 329.084 > 80.9
7.765e+005

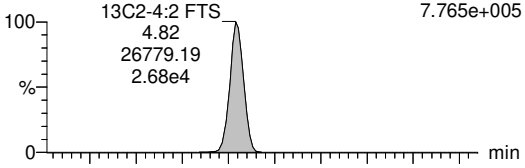

FC2L_009S27 Smooth(SG,3x1) F2:MRM of 24 channels,ES-
1,WG79609,2/4000uL L36271-2,i, 329.084 > 309.024
3.156e+005

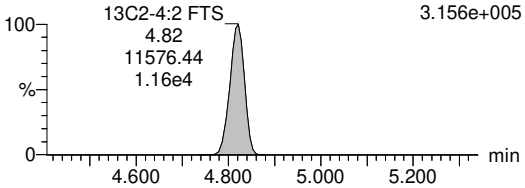

13C2-6:2 FTS

FC2L_009S27 Smooth(SG,3x1) F12:MRM of 6 channels,ES-
1,WG79609,2/4000uL L36271-2,i, 429.078 > 80.900
4.093e+005



FC2L_009S27 Smooth(SG,3x1) F12:MRM of 6 channels,ES-
1,WG79609,2/4000uL L36271-2,i, 429.078 > 409.031
1.893e+005



13C2-8:2 FTS

FC2L_009S27 Smooth(SG,3x1) F6:MRM of 4 channels,ES-
1,WG79609,2/4000uL L36271-2,i, 529.1351 > 80.900
5.863e+005

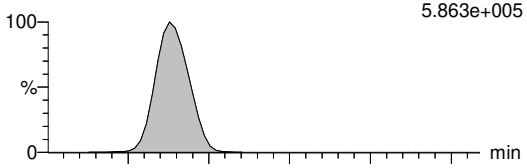

FC2L_009S27 Smooth(SG,3x1) F6:MRM of 4 channels,ES-
1,WG79609,2/4000uL L36271-2,i, 529.135 > 509.003
1.796e+005

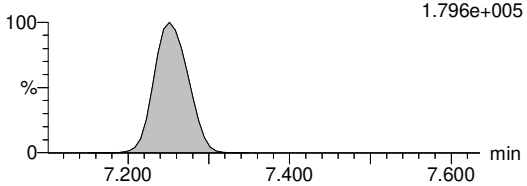

13C8-PFOSA

F11:MRM of 11 channels,ES-
506.14 > 77.841
5.976e+005

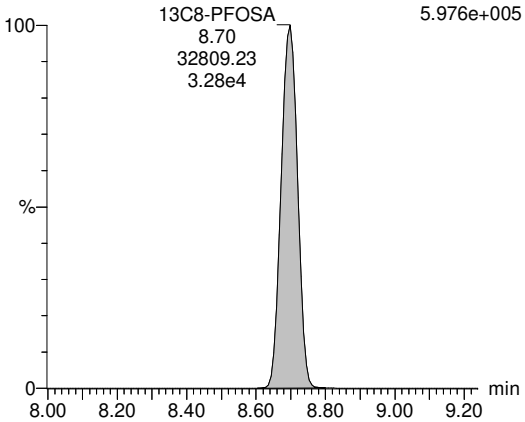

D3-N-MeFOSA

F10:MRM of 10 channels,ES-
514.956 > 218.974
8.431e+004

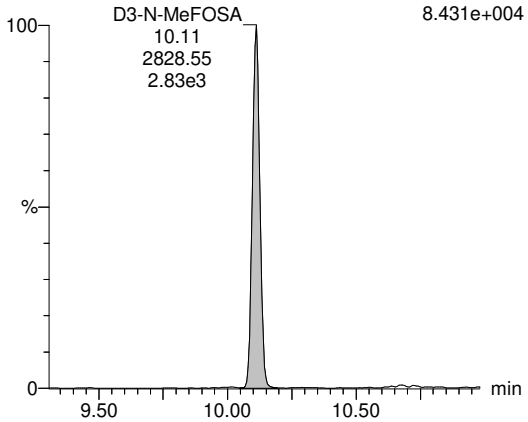

D5-N-EtFOSA

F10:MRM of 10 channels,ES-
531.112 > 218.984
8.431e+004

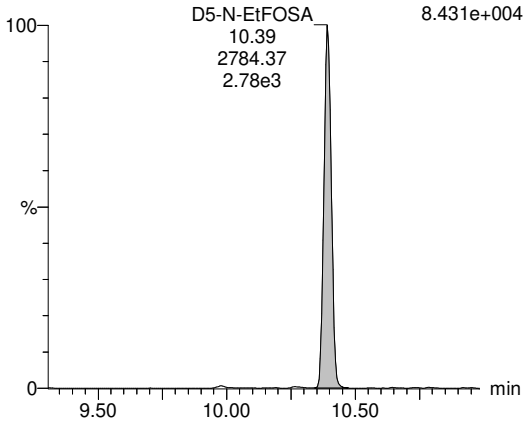

PV by TCH, SV by BRA 14-Jan-22, Conc. & LOD unit = ng for Inst QC, ng/mL for SPM, ng/L for samples

Quantify Sample Report **MassLynx MassLynx V4.1 SCN909**
SGS Axys Analytical Services, Ltd.

Dataset: G:\Masslynx\Inst_L\PFAS\quanfile\FC2L_009-b.qld

Last Altered: Wednesday, January 12, 2022 10:02:34 Pacific Standard Time
Printed: Friday, January 14, 2022 10:14:07 Pacific Standard Time

ID: L36271-2,i,, Name: FC2L_009S27, Description: 1,WG79609,2/4000uL, Date: 11-Jan-2022, Time: 18:02:47

D3-MeFOSAA

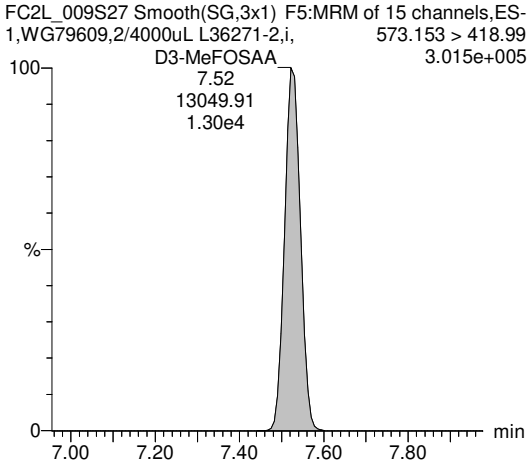

D5-EtFOSAA

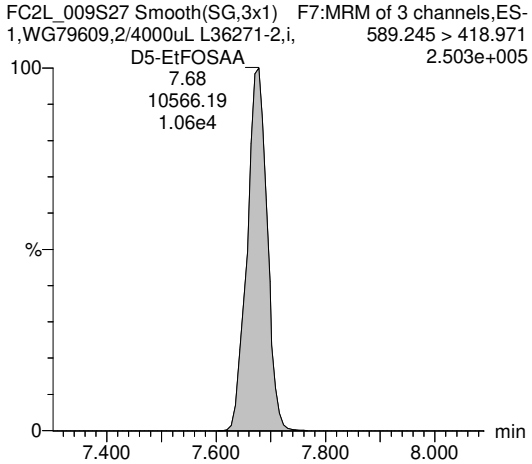

D7-N-MeFOSE

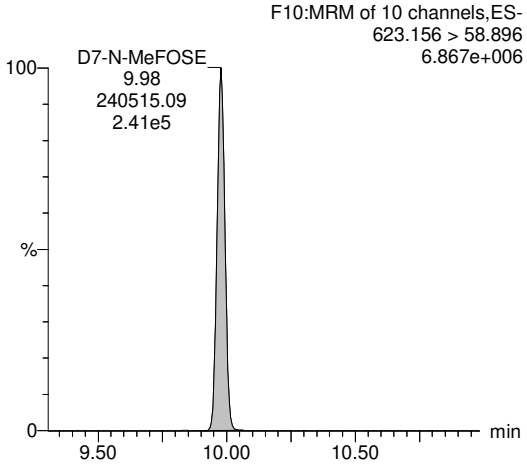

D9-N-EtFOSE

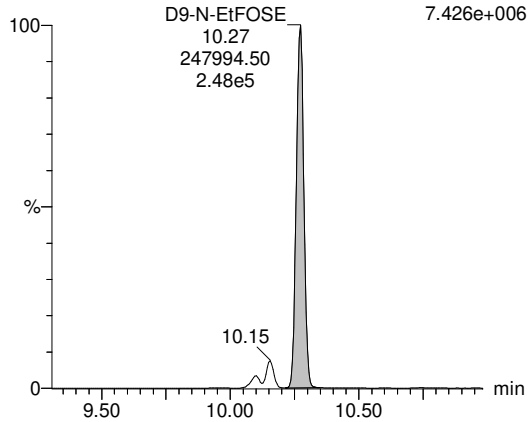

13C3-HFPO-DA

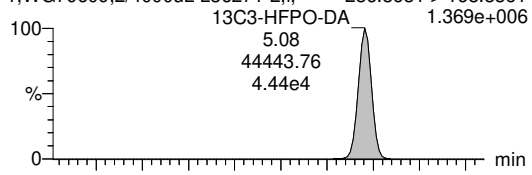

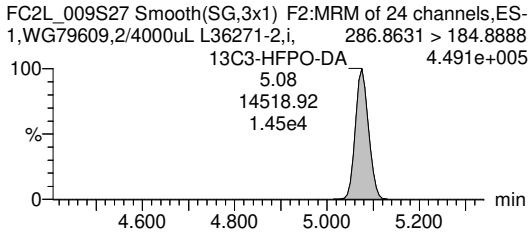

13C3-PFBA

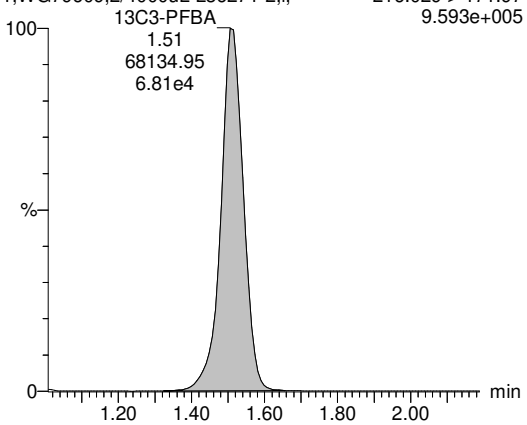

PV by TCH, SV by BRA 14-Jan-22, Conc. & LOD unit = ng for Inst QC, ng/mL for SPM, ng/L for samples

Quantify Sample Report **MassLynx MassLynx V4.1 SCN909**
SGS Axys Analytical Services, Ltd.

Dataset: G:\Masslynx\Inst_L\PFAS\quanfile\FC2L_009-b.qld

Last Altered: Wednesday, January 12, 2022 10:02:34 Pacific Standard Time
Printed: Friday, January 14, 2022 10:14:07 Pacific Standard Time

ID: L36271-2,i,, Name: FC2L_009S27, Description: 1,WG79609,2/4000uL, Date: 11-Jan-2022, Time: 18:02:47

13C2-PFHxA

FC2L_009S27 Smooth(SG,3x1) F2:MRM of 24 channels,ES-
1,WG79609,2/4000uL L36271-2,i, 315.083 > 269.984
9.096e+005

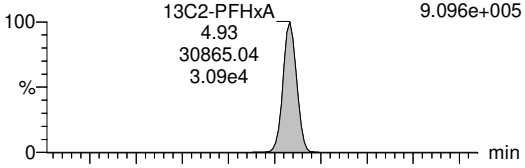

FC2L_009S27 Smooth(SG,3x1) F2:MRM of 24 channels,ES-
1,WG79609,2/4000uL L36271-2,i, 315.083 > 119.359
3.192e+004

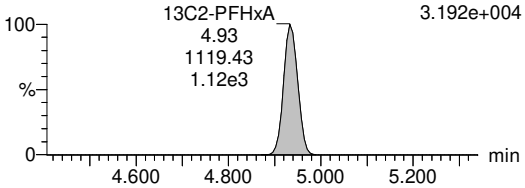

13C4-PFOA

FC2L_009S27 Smooth(SG,3x1) F3:MRM of 12 channels,ES-
1,WG79609,2/4000uL L36271-2,i, 417.083 > 171.95
1.789e+005

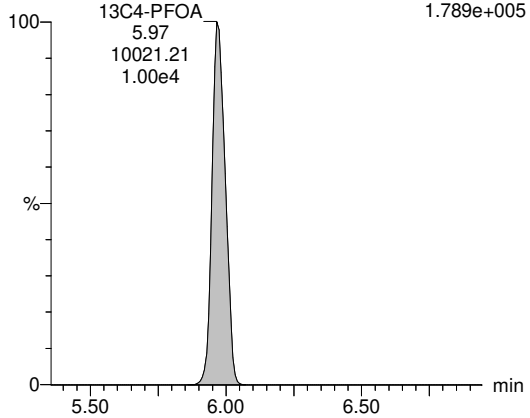

13C5-PFNA

FC2L_009S27 Smooth(SG,3x1) F4:MRM of 7 channels,ES-
1,WG79609,2/4000uL L36271-2,i, 468.019 > 423.008
2.772e+005

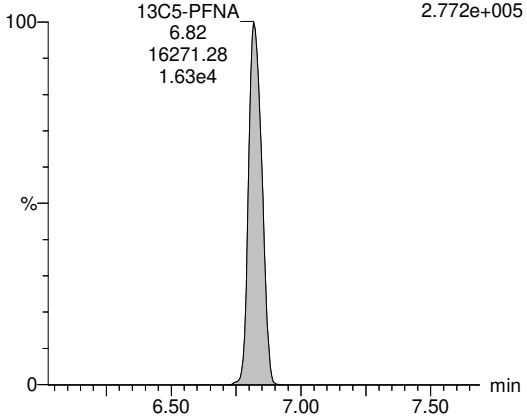

13C2-PFDA

FC2L_009S27 Smooth(SG,3x1) F5:MRM of 15 channels,ES-
1,WG79609,2/4000uL L36271-2,i, 515.134 > 470.05
2.762e+005

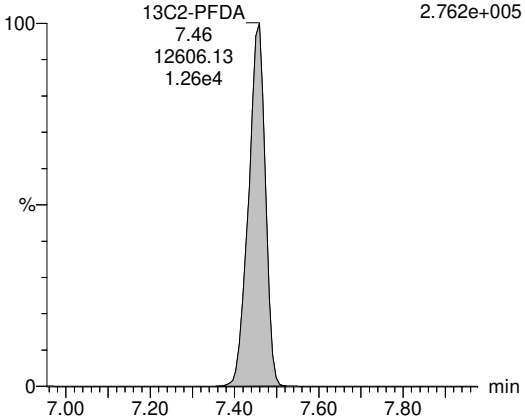

18O2-PFHxS

FC2L_009S27 Smooth(SG,3x1) F3:MRM of 12 channels,ES-
1,WG79609,2/4000uL L36271-2,i, 402.984 > 83.895
3.300e+005

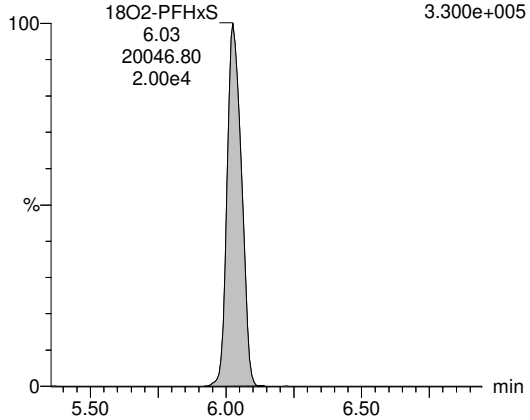

13C4-PFOS

FC2L_009S27 Smooth(SG,3x1) F5:MRM of 15 channels,ES-
1,WG79609,2/4000uL L36271-2,i, 502.791 > 79.856
4.476e+005

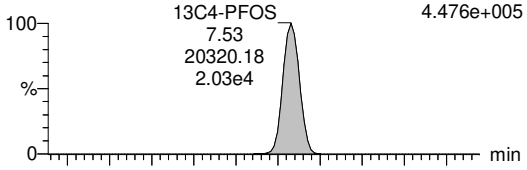

FC2L_009S27 Smooth(SG,3x1) F5:MRM of 15 channels,ES-
1,WG79609,2/4000uL L36271-2,i, 502.791 > 98.864
2.009e+005

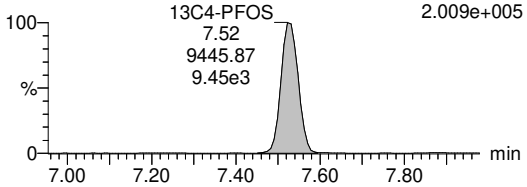

PV by TCH, SV by BRA 14-Jan-22, Conc. & LOD unit = ng for Inst QC, ng/mL for SPM, ng/L for samples

Quantify Sample Report **MassLynx MassLynx V4.1 SCN909**
SGS Axys Analytical Services, Ltd.

Dataset: G:\Masslynx\Inst_L\PFAS\quanfile\FC2L_009-b.qld

Last Altered: Wednesday, January 12, 2022 10:02:34 Pacific Standard Time
Printed: Friday, January 14, 2022 10:14:07 Pacific Standard Time

ID: L36271-2,i,, Name: FC2L_009S27, Description: 1,WG79609,2/4000uL, Date: 11-Jan-2022, Time: 18:02:47

13C2-D4-6:2 FTS

FC2L_009S27 Smooth(SG,3x1) F12:MRM of 6 channels,ES-
1,WG79609,2/4000uL L36271-2,i, 432.904 > 81.901
5.028e+005



FC2L_009S27 Smooth(SG,3x1) F12:MRM of 6 channels,ES-
1,WG79609,2/4000uL L36271-2,i, 432.904 > 411.943
1.816e+005

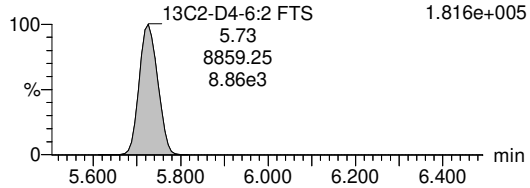

PV by TCH, SV by BRA 14-Jan-22, Conc. & LOD unit = ng for Inst QC, ng/mL for SPM, ng/L for samples

Quantify Sample Report **MassLynx MassLynx V4.1 SCN909**
SGS Axys Analytical Services, Ltd.

Dataset: G:\Masslynx\Inst_L\PFAS\quanfile\FC2L_009-b.qld

Last Altered: Wednesday, January 12, 2022 10:02:34 Pacific Standard Time
Printed: Friday, January 14, 2022 10:14:07 Pacific Standard Time

ID: L36271-2,i,, Name: FC2L_009S27, Description: 1,WG79609,2/4000uL, Date: 11-Jan-2022, Time: 18:02:47

#	IS#	Name	RT	Area	Confirm. Ion Area	IS Area	Std. Conc	Conc.	LOD	%Rec	Ratio (Pr...	Ratio	Ratio Fail(Y...	S/N	Noi...	IS Height	Samp. size	F2	Fla...
1	84	PFBA	1.50	311		141297		0.177	0.0664					7	553	2007125	0.497	1.0	db
2	85	PFPeA				47282			0.1356						1352	996325	0.497	1.0	
3	86	PFHxA	4.95	217	14	28114		0.147	0.0564		4.85	15.98	YES	6	864	872285	0.497	1.0	dd
4	87	PFHpA				31630			0.0455		2.16				693	837951	0.497	1.0	
5	88	PFOA-I				30423			0.1516		1.96				2079	566000	0.497	1.0	
6	88	PFOA-II				30423			0.1516		0.00				2079	566000	0.497	1.0	
7	88	PFOA-III				30423			0.1516		0.00				2079	566000	0.497	1.0	
8	88	PFOA-IV				30423			0.1516		0.00				2079	566000	0.497	1.0	
9		PFOA-SUM		0		30423									2079	566000	0.497	1.0	
10	88	PFOA				30423			0.1516		1.96				2079	566000	0.497	1.0	
11	89	PFNA-I				15638			0.1491		2.85				1360	268965	0.497	1.0	
12	89	PFNA-II				15638			0.1491		0.00				1360	268965	0.497	1.0	
13	89	PFNA-III				15638			0.1491		0.00				1360	268965	0.497	1.0	
14		PFNA-SUM		0		15638									1360	268965	0.497	1.0	
15	89	PFNA				15638			0.1491		2.85				1360	268965	0.497	1.0	
16	90	PFDA				15417			0.0781		3.07				732	337939	0.497	1.0	
17	91	PFUnA				16467			0.0527		4.31				585	439104	0.497	1.0	
18	92	PFDoA	8.16	9	2	12920		0.007	0.0453		7.42	5.59	NO	1	533	331246	0.497	1.0	bb
19	M...	PFTrDA				11587			0.1130		3.08				807	265266	0.497	1.0	
20	93	PFTeDA	8.66	33	3	10254		0.043	0.1749		2.82	12.42	YES	1	861	199285	0.497	1.0	dd
21	94	PFBS				23038			0.0015		2.59				19	648740	0.497	1.0	
22	95	PFPeS	5.39	1	12	20331		0.001	0.0026		2.24	0.04	YES	2	14	340630	0.497	1.0	bb
23	95	PFHxS-I	6.03	31	45	20331		0.026	0.0030		2.37	0.69	YES	45	20	340630	0.497	1.0	bd
24	95	PFHxS-II				20331			0.0030		3.26				20	340630	0.497	1.0	
25	95	PFHxS-III				20331			0.0030		2.72				20	340630	0.497	1.0	
26		PFHxS-SUM		31		20331		0.026	0.0030						20	340630	0.497	1.0	
27	95	PFHxS	6.03	31	45	20331		0.026	0.0030		2.40	0.69	YES	45	20	340630	0.497	1.0	bd
28	96	PFHpS	6.92	0	25	18036		0.000	0.0024		2.12	0.01	YES	1	17	399425	0.497	1.0	db
29	96	PFOS-I				18036			0.0052		2.42				43	399425	0.497	1.0	
30	96	PFOS-II				18036			0.0052		2.75				43	399425	0.497	1.0	
31	96	PFOS-III				18036			0.0052		8.19				43	399425	0.497	1.0	
32	96	PFOS-IV				18036			0.0052		2.14				43	399425	0.497	1.0	
33		PFOS-SUM		0		18036									43	399425	0.497	1.0	
34	96	PFOS				18036			0.0052		2.54				43	399425	0.497	1.0	
35	96	PFNS	7.86	2	10	18036		0.002	0.0014		2.36	0.25	YES	9	11	399425	0.497	1.0	dd

PV by TCH, SV by BRA 14-Jan-22, Conc. & LOD unit = ng for Inst QC, ng/mL for SPM, ng/L for samples

Quantify Sample Report **MassLynx MassLynx V4.1 SCN909**
SGS Axys Analytical Services, Ltd.

Dataset: G:\Masslynx\Inst_L\PFAS\quanfile\FC2L_009-b.qld

Last Altered: Wednesday, January 12, 2022 10:02:34 Pacific Standard Time
Printed: Friday, January 14, 2022 10:14:07 Pacific Standard Time

ID: L36271-2,i,, Name: FC2L_009S27, Description: 1,WG79609,2/4000uL, Date: 11-Jan-2022, Time: 18:02:47

#	IS#	Name	RT	Area	Confirm. Ion Area	IS Area	Std. Conc	Conc.	LOD	%Rec	Ratio (Pr...	Ratio	Ratio Fail(Y...	S/N	Noi...	IS Height	Samp. size	F2	Fla...
36	96	PFDS	8.11	0	8	18036		0.000	0.0011		2.36	0.05	YES	1	8	399425	0.497	1.0	db
37	96	PFDoS	9.15	2	10	18036		0.003	0.0013		2.24	0.23	YES	6	8	399425	0.497	1.0	bb
38	97	4:2 FTS	4.82	3	10	26779		0.009	0.0130		0.43	0.27	NO	3	39	776157	0.497	1.0	bd
39	98	6:2 FTS				19649			0.0130		0.44				23	409226	0.497	1.0	
40	99	8:2 FTS	7.24	3	2	28209		0.013	0.0170		0.57	1.03	YES	5	22	586263	0.497	1.0	dd
41	100	PFOSA-I	8.71	57		32809		0.035	0.0023					48	23	597305	0.497	1.0	bb
42	100	PFOSA-II	8.71	57		32809		0.035	0.0023					48	23	597305	0.497	1.0	bb
43		PFOSA-SUM		114		32809		0.071	0.0046						23	597305	0.497	1.0	
44	100	PFOSA	8.71	57		32809		0.035	0.0023					48	23	597305	0.497	1.0	bb
45	101	N-MeFOSA-I				2829			0.0067		0.55				11	84297	0.497	1.0	
46	101	N-MeFOSA-II	9.98	9	3	2829		0.058	0.0067		1.14	2.98	YES	22	11	84297	0.497	1.0	bb
47		N-MeFOSA-SUM		9		2829		0.058	0.0067						11	84297	0.497	1.0	
48	101	N-MeFOSA	9.98	9	3	2829		0.058	0.0067		0.53	2.98	YES	22	11	84297	0.497	1.0	bb
49	102	N-EtFOSA-I				2784			0.0182		0.55				31	84264	0.497	1.0	
50	102	N-EtFOSA-II	10.27	6	8	2784		0.037	0.0182		1.28	0.74	NO	4	31	84264	0.497	1.0	bd
51		N-EtFOSA-SUM		6		2784		0.037	0.0182						31	84264	0.497	1.0	
52	102	N-EtFOSA	10.33	2	4	2784		0.012	0.0182		0.53	0.58	NO	3	31	84264	0.497	1.0	db
53	103	MeFOSAA-I	7.48	8	14	13050		0.028	0.0071		2.01	0.57	YES	18	15	301398	0.497	1.0	bb
54	103	MeFOSAA-II				13050			0.0071		1.84				15	301398	0.497	1.0	
55	103	MeFOSAA-III				13050			0.0071		0.29				15	301398	0.497	1.0	
56		MeFOSAA-SUM		8		13050		0.028	0.0071						15	301398	0.497	1.0	
57	103	MeFOSAA	7.48	8	14	13050		0.028	0.0071		1.87	0.57	YES	18	15	301398	0.497	1.0	bb
58	104	EtFOSAA-I				10566			0.0058		1.24				9	250321	0.497	1.0	
59	104	EtFOSAA-II				10566			0.0058		0.34				9	250321	0.497	1.0	
60	104	EtFOSAA-III				10566			0.0058		0.63				9	250321	0.497	1.0	
61		EtFOSAA-SUM		0		10566									9	250321	0.497	1.0	
62	104	EtFOSAA				10566			0.0058		1.09				9	250321	0.497	1.0	
63	105	N-MeFOSE-I				240515			0.0314						393	6862094	0.497	1.0	
64	105	N-MeFOSE-II				240515			0.0314						393	6862094	0.497	1.0	
65	105	N-MeFOSE-III				240515			0.0314						393	6862094	0.497	1.0	
66		N-MeFOSE-SUM		0		240515									393	6862094	0.497	1.0	
67	105	N-MeFOSE				240515			0.0314						393	6862094	0.497	1.0	
68	106	N-EtFOSE-I	10.28	132		247995		0.090	0.0192					14	280	7418229	0.497	1.0	bb
69	106	N-EtFOSE-II				247995			0.0192						280	7418229	0.497	1.0	
70	106	N-EtFOSE-III				247995			0.0192						280	7418229	0.497	1.0	

PV by TCH, SV by BRA 14-Jan-22, Conc. & LOD unit = ng for Inst QC, ng/mL for SPM, ng/L for samples

Quantify Sample Report **MassLynx MassLynx V4.1 SCN909**
SGS Axys Analytical Services, Ltd.

Dataset: G:\Masslynx\Inst_L\PFAS\quanfile\FC2L_009-b.qld

Last Altered: Wednesday, January 12, 2022 10:02:34 Pacific Standard Time
Printed: Friday, January 14, 2022 10:14:07 Pacific Standard Time

ID: L36271-2,i,, Name: FC2L_009S27, Description: 1,WG79609,2/4000uL, Date: 11-Jan-2022, Time: 18:02:47

#	IS#	Name	RT	Area	Confirm. Ion Area	IS Area	Std. Conc	Conc.	LOD	%Rec	Ratio (Pr...	Ratio	Ratio Fail(Y...	S/N	Noi...	IS Height	Samp. size	F2	Fla...
71		N-EtFOSE-SUM		132		247995		0.090	0.0192						280	7418229	0.497	1.0	
72	106	N-EtFOSE	10.28	132		247995		0.090	0.0192					14	280	7418229	0.497	1.0	bb
73	107	HFPO-DA				44444			0.0028		2.87				17	1368247	0.497	1.0	
74	107	ADONA	5.53	1	5	44444		0.000	0.0005		1.08	0.20	YES	1	19	1368247	0.497	1.0	dd
75	107	9Cl-PF3ONS				44444			0.0016		3.20				19	1368247	0.497	1.0	
76	107	11Cl-PF3OUdS				44444			0.0033		3.13				20	1368247	0.497	1.0	
77	85	3:3 FTCA				47282			0.0584		1.75				40	996325	0.497	1.0	
78	86	5:3 FTCA				28114			0.0137		1.20				34	872285	0.497	1.0	
79	86	7:3 FTCA				28114			0.0542		0.71				79	872285	0.497	1.0	
80	86	PFEESA				28114			0.0005		9.28				24	872285	0.497	1.0	
81	85	PFMPA	2.56	308		47282		0.144	0.0217					4	327	996325	0.497	1.0	bb
82	85	PFMBA	4.26	5		47282		0.002	0.0047					6	94	996325	0.497	1.0	bb
83	86	NFDHA				28114			0.0321		0.94				20	872285	0.497	1.0	
84	108	13C4-PFBA	1.51	141297		68135	40.000	73.135	0.0111	90.8				199...	101	958070	0.497	1.0	bb
85	109	13C5-PFPeA	4.25	47282		30865	20.000	37.528	1.6797	93.2				48	20...	909332	0.497	1.0	db
86	109	13C5-PFHxA	4.93	28114	1116	30865	10.000	26.229	0.0012	130.2	23.32	25.20	NO	691...	13	909332	0.497	1.0	bb
87	110	13C4-PFHpA	5.36	31630		10021	10.000	19.167	0.0121	95.2				7036	119	178891	0.497	1.0	bb
88	110	13C8-PFOA	5.97	30423		10021	10.000	16.402	0.0067	81.4				7642	74	178891	0.497	1.0	bb
89	111	13C9-PFNA	6.82	15638		16271	5.000	8.435	0.0015	83.8				171...	16	277097	0.497	1.0	bb
90	112	13C6-PFDA	7.44	15417		12606	5.000	12.237	0.0026	121.5				143...	24	276053	0.497	1.0	bb
91	112	13C7-PFUnA	7.81	16467		12606	5.000	12.044	0.0067	119.6				6583	67	276053	0.497	1.0	bb
92	112	13C2-PFDoA	8.06	12920		12606	5.000	10.977	0.0028	109.0				138...	24	276053	0.497	1.0	bb
93	112	13C2-PFTeDA	8.64	10254		12606	5.000	9.934	0.0043	98.7				6094	33	276053	0.497	1.0	bb
94	113	13C3-PFBS	4.86	23038	7469	20047	10.030	18.612	0.0022	92.1	2.73	3.08	NO	440...	15	329907	0.497	1.0	bb
95	113	13C3-PFHxS	6.03	20331	8528	20047	10.015	18.005	0.0025	89.3	2.38	2.38	NO	223...	15	329907	0.497	1.0	bb
96	114	13C8-PFOS	7.53	18036	8370	20320	10.062	19.682	0.0020	97.1	2.33	2.15	NO	290...	14	447390	0.497	1.0	bb
97	115	13C2-4:2 FTS	4.82	26779	11576	24306	20.168	40.531	0.0074	99.8	1.62	2.31	NO	229...	34	502637	0.497	1.0	bb
98	115	13C2-6:2 FTS	5.73	19649	9512	24306	19.998	35.839	0.0112	89.0	1.88	2.07	NO	9691	42	502637	0.497	1.0	bb
99	115	13C2-8:2 FTS	7.25	28209	8764	24306	20.040	32.521	0.0199	80.6	3.76	3.22	NO	4937	119	502637	0.497	1.0	bb
1...	114	13C8-PFOSA	8.70	32809		20320	10.000	17.893	0.0023	88.9				190...	31	447390	0.497	1.0	bb
1...	114	D3-N-MeFOSA	10.11	2829		20320	10.000	10.071	0.0424	50.0				964	87	447390	0.497	1.0	dd
1...	114	D5-N-EtFOSA	10.39	2784		20320	10.000	9.893	0.0318	49.1				1283	66	447390	0.497	1.0	bb
1...	115	D3-MeFOSAA	7.52	13050		24306	20.000	22.640	0.0031	56.2				240...	13	502637	0.497	1.0	bb
1...	115	D5-EtFOSAA	7.68	10566		24306	20.000	22.332	0.0196	55.4				3919	64	502637	0.497	1.0	bd
1...	114	D7-N-MeFOSE	9.98	240515		20320	100.000	128.768	0.0434	63.9				115...	595	447390	0.497	1.0	bb

PV by TCH, SV by BRA 14-Jan-22, Conc. & LOD unit = ng for Inst QC, ng/mL for SPM, ng/L for samples

Quantify Sample Report **MassLynx MassLynx V4.1 SCN909**
SGS Axys Analytical Services, Ltd.

Dataset: G:\Masslynx\Inst_L\PFAS\quanfile\FC2L_009-b.qld

Last Altered: Wednesday, January 12, 2022 10:02:34 Pacific Standard Time
Printed: Friday, January 14, 2022 10:14:07 Pacific Standard Time

ID: L36271-2,i,, Name: FC2L_009S27, Description: 1,WG79609,2/4000uL, Date: 11-Jan-2022, Time: 18:02:47

#	IS#	Name	RT	Area	Confirm. Ion Area	IS Area	Std. Conc	Conc.	LOD	%Rec	Ratio (Pr...	Ratio	Ratio Fail(Y...	S/N	Noi...	IS Height	Samp. size	F2	Fla...
1...	114	D9-N-EtFOSE	10.27	247995		20320	100.000	102.645	0.0247	51.0				169...	439	447390	0.497	1.0	bb
1...	109	13C3-HFPO-DA	5.08	44444	14519	30865	40.000	88.871	0.0025	110.3	2.64	3.06	NO	109...	13	909332	0.497	1.0	bb
1...		13C3-PFBA	1.51	68135			20.000	27.871	0.0102	69.2				8164	117		0.497	1.0	bb
1...		13C2-PFHxA	4.93	30865	1119		10.000	11.374	0.0009	56.5	35.50	27.57	NO	388...	23		0.497	1.0	bb
110		13C4-PFOA	5.97	10021			10.000	15.370	0.0033	76.3				141...	13		0.497	1.0	bb
111		13C5-PFNA	6.82	16271			5.000	7.083	0.0033	70.3				6424	43		0.497	1.0	bb
112		13C2-PFDA	7.46	12606			5.000	4.918	0.6378	48.8				23	119...		0.497	1.0	bb
113		18O2-PFHxS	6.03	20047			10.050	14.197	0.0082	70.2				5181	64		0.497	1.0	bb
114		13C4-PFOS	7.53	20320	9446		10.150	13.254	0.0010	64.8	2.17	2.15	NO	389...	11		0.497	1.0	bb
115		13C2-D4-6:2 F...	5.73	24306	8859		20.000	76.330	0.0036	189.5	2.50	2.74	NO	627...	8		0.497	1.0	bb

PV by TCH, SV by BRA 14-Jan-22, Conc. & LOD unit = ng for Inst QC, ng/mL for SPM, ng/L for samples

Quantify Sample Report **MassLynx MassLynx V4.1 SCN909**
SGS Axys Analytical Services, Ltd.

Dataset: G:\Masslynx\Inst_L\PFAS\quanfile\FC2L_008-b.qld

Last Altered: Tuesday, January 11, 2022 20:21:00 Pacific Standard Time
Printed: Thursday, January 13, 2022 14:33:45 Pacific Standard Time

ID: L36271-3,,, Name: FC2L_008S29, Description: 1,WG79609,2/4000uL, Date: 11-Jan-2022, Time: 03:20:47

PFBA

FC2L_008S29 Smooth(SG,3x1) F1:MRM of 3 channels,ES-
1,WG79609,2/4000uL L36271-3,, 212.763 > 168.903
1.753e+005

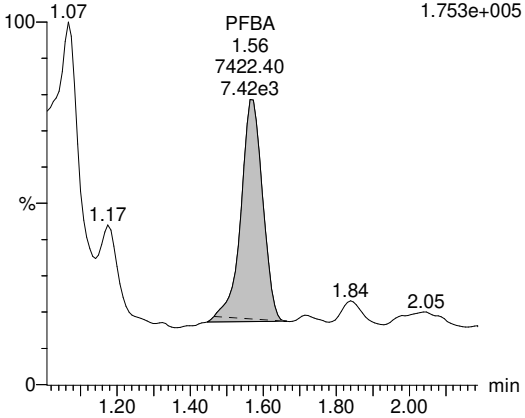

PFPeA

FC2L_008S29 Smooth(SG,3x1) F14:MRM of 8 channels,ES-
1,WG79609,2/4000uL L36271-3,, 262.951 > 218.996
4.567e+005

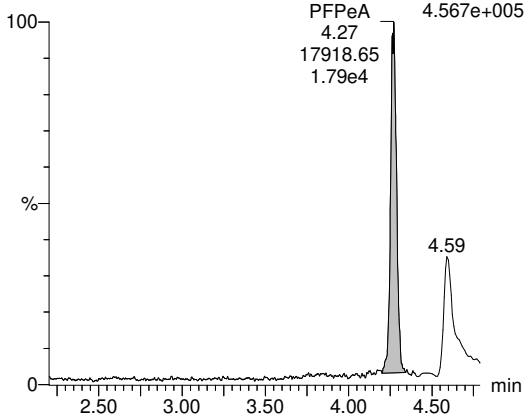

PFHxA

FC2L_008S29 Smooth(SG,3x1) F2:MRM of 24 channels,ES-
1,WG79609,2/4000uL L36271-3,, 313.012 > 269.017
2.298e+005

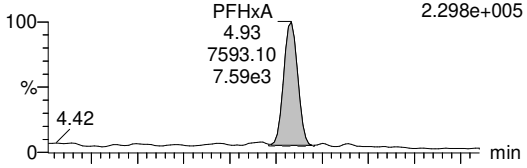

FC2L_008S29 Smooth(SG,3x1) F2:MRM of 24 channels,ES-
1,WG79609,2/4000uL L36271-3,, 313.012 > 118.918
5.612e+004

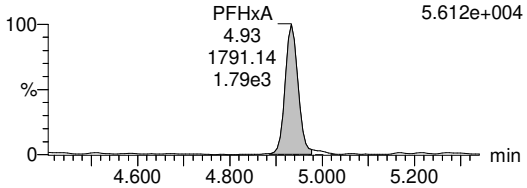

PFHpA

FC2L_008S29 Smooth(SG,3x1) F13:MRM of 7 channels,ES-
1,WG79609,2/4000uL L36271-3,, 363.073 > 319.025
2.086e+005

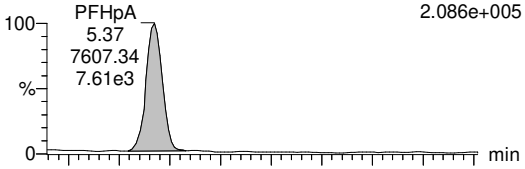

FC2L_008S29 Smooth(SG,3x1) F13:MRM of 7 channels,ES-
1,WG79609,2/4000uL L36271-3,, 363.073 > 168.962
9.916e+004

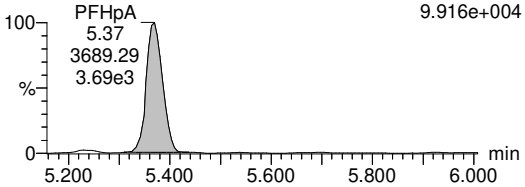

PFOA-I

FC2L_008S29 Smooth(SG,3x1) F3:MRM of 12 channels,ES-
1,WG79609,2/4000uL L36271-3,, 413.006 > 369.03
1.336e+005

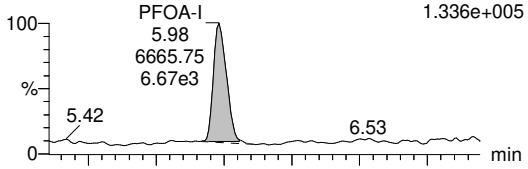

FC2L_008S29 Smooth(SG,3x1) F3:MRM of 12 channels,ES-
1,WG79609,2/4000uL L36271-3,, 413.006 > 168.963
6.592e+004

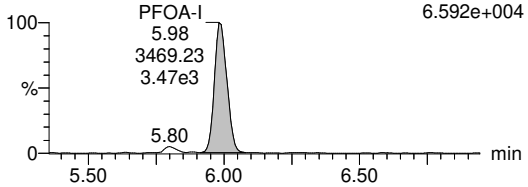

PFOA-II

FC2L_008S29 Smooth(SG,3x1) F3:MRM of 12 channels,ES-
1,WG79609,2/4000uL L36271-3,, 413.006 > 369.03
1.336e+005

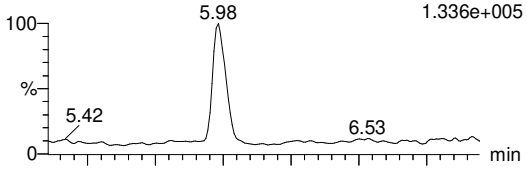

FC2L_008S29 Smooth(SG,3x1) F3:MRM of 12 channels,ES-
1,WG79609,2/4000uL L36271-3,, 413.006 > 168.963
6.592e+004

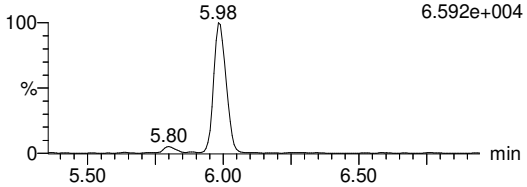

PV by TCH, SV by BRA 13-Jan-22, Conc. & LOD unit = ng for Inst QC, ng/mL for SPM, ng/L for samples

Quantify Sample Report **MassLynx MassLynx V4.1 SCN909**
SGS Axys Analytical Services, Ltd.

Dataset: G:\Masslynx\Inst_L\PFAS\quanfile\FC2L_008-b.qld

Last Altered: Tuesday, January 11, 2022 20:21:00 Pacific Standard Time
Printed: Thursday, January 13, 2022 14:33:45 Pacific Standard Time

ID: L36271-3,,, Name: FC2L_008S29, Description: 1,WG79609,2/4000uL, Date: 11-Jan-2022, Time: 03:20:47

PFOA-III

FC2L_008S29 Smooth(SG,3x1) F3:MRM of 12 channels,ES-
1,WG79609,2/4000uL L36271-3,, 413.006 > 369.03
1.336e+005

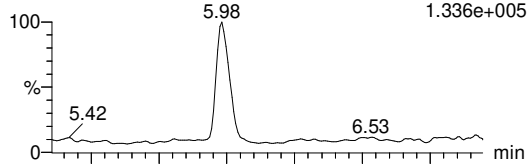

FC2L_008S29 Smooth(SG,3x1) F3:MRM of 12 channels,ES-
1,WG79609,2/4000uL L36271-3,, 413.006 > 168.963
6.592e+004

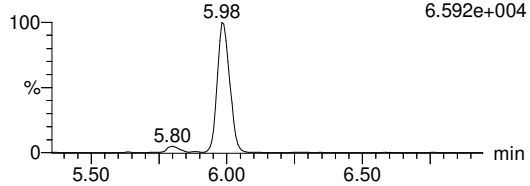

PFOA-IV

FC2L_008S29 Smooth(SG,3x1) F3:MRM of 12 channels,ES-
1,WG79609,2/4000uL L36271-3,, 413.006 > 369.03
1.336e+005

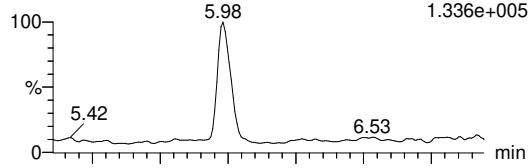

FC2L_008S29 Smooth(SG,3x1) F3:MRM of 12 channels,ES-
1,WG79609,2/4000uL L36271-3,, 413.006 > 168.963
6.592e+004

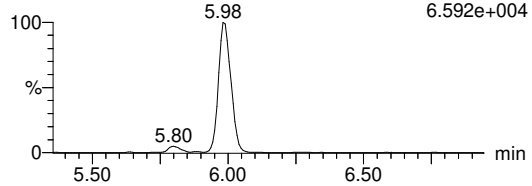

PFOA-SUM

FC2L_008S29 Smooth(SG,3x1) F3:MRM of 12 channels,ES-
1,WG79609,2/4000uL L36271-3,, 413.006 > 369.03
1.336e+005

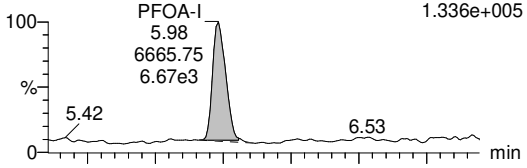

FC2L_008S29 Smooth(SG,3x1) F3:MRM of 12 channels,ES-
1,WG79609,2/4000uL L36271-3,, 413.006 > 168.963
6.592e+004

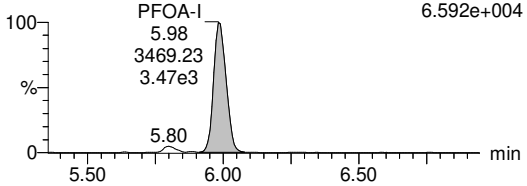

PFOA

FC2L_008S29 Smooth(SG,3x1) F3:MRM of 12 channels,ES-
1,WG79609,2/4000uL L36271-3,, 413.006 > 369.03
1.336e+005

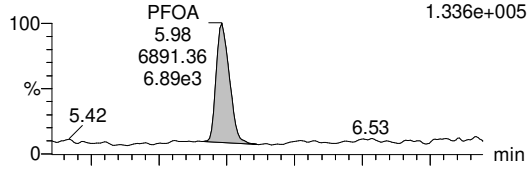

FC2L_008S29 Smooth(SG,3x1) F3:MRM of 12 channels,ES-
1,WG79609,2/4000uL L36271-3,, 413.006 > 168.963
6.592e+004

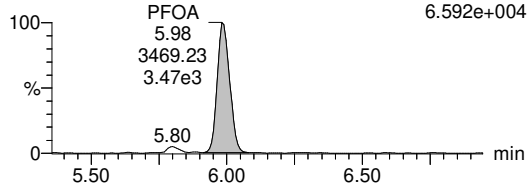

PFNA-I

FC2L_008S29 Smooth(SG,3x1) F4:MRM of 7 channels,ES-
1,WG79609,2/4000uL L36271-3,, 463.002 > 418.97
2.385e+004

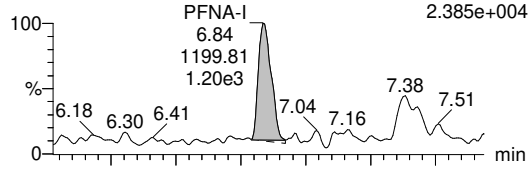

FC2L_008S29 Smooth(SG,3x1) F4:MRM of 7 channels,ES-
1,WG79609,2/4000uL L36271-3,, 463.002 > 218.968
8.555e+003

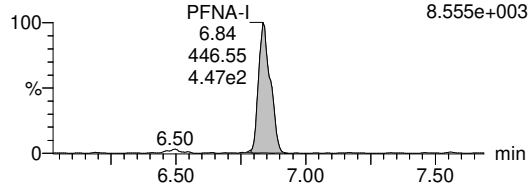

PFNA-II

FC2L_008S29 Smooth(SG,3x1) F4:MRM of 7 channels,ES-
1,WG79609,2/4000uL L36271-3,, 463.002 > 418.97
2.385e+004

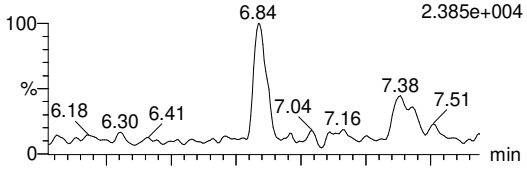

FC2L_008S29 Smooth(SG,3x1) F4:MRM of 7 channels,ES-
1,WG79609,2/4000uL L36271-3,, 463.002 > 218.968
8.555e+003

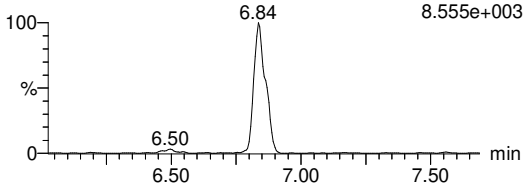

PV by TCH, SV by BRA 13-Jan-22, Conc. & LOD unit = ng for Inst QC, ng/mL for SPM, ng/L for samples

Quantify Sample Report **MassLynx MassLynx V4.1 SCN909**
SGS Axys Analytical Services, Ltd.

Dataset: G:\Masslynx\Inst_L\PFAS\quanfile\FC2L_008-b.qld

Last Altered: Tuesday, January 11, 2022 20:21:00 Pacific Standard Time
Printed: Thursday, January 13, 2022 14:33:45 Pacific Standard Time

ID: L36271-3,,, Name: FC2L_008S29, Description: 1,WG79609,2/4000uL, Date: 11-Jan-2022, Time: 03:20:47

PFNA-III

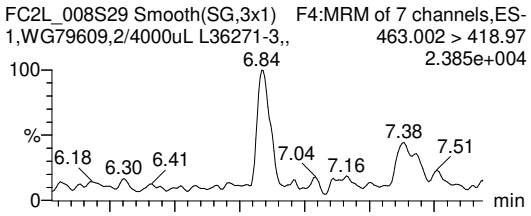

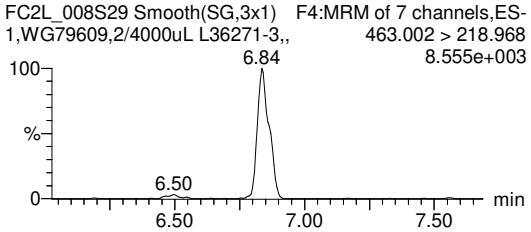

PFNA-SUM

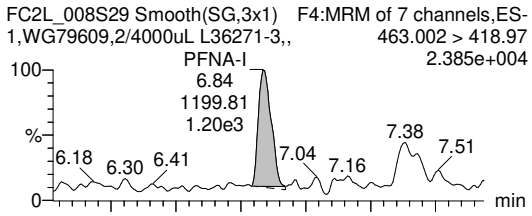

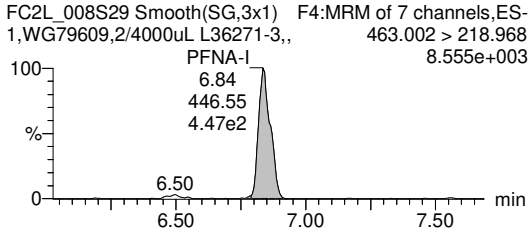

PFNA

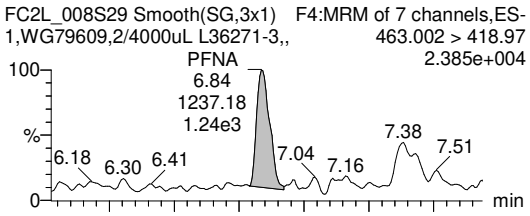

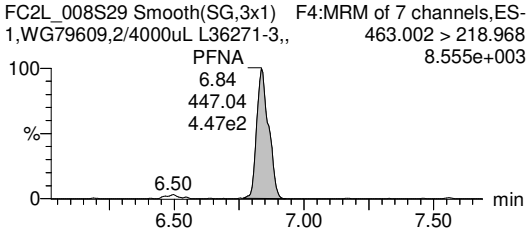

PFDA

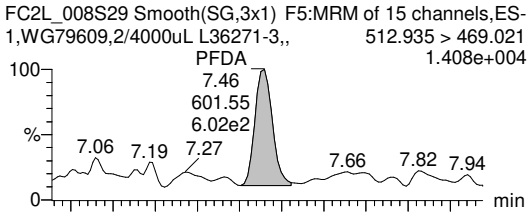

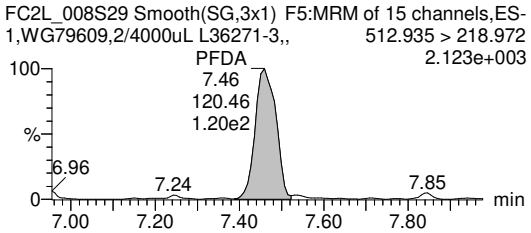

PFUnA

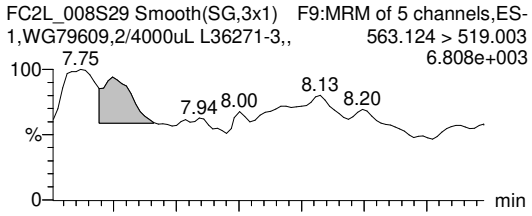

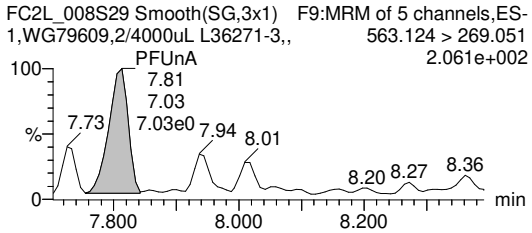

PFDoA

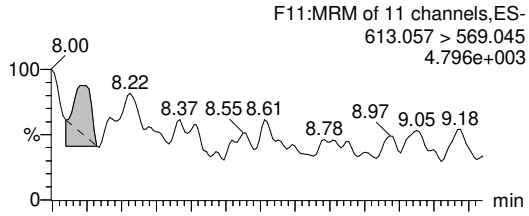

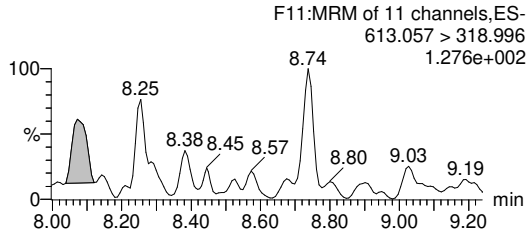

PV by TCH, SV by BRA 13-Jan-22, Conc. & LOD unit = ng for Inst QC, ng/mL for SPM, ng/L for samples

Quantify Sample Report **MassLynx MassLynx V4.1 SCN909**
SGS Axys Analytical Services, Ltd.

Dataset: G:\Masslynx\Inst_L\PFAS\quanfile\FC2L_008-b.qld

Last Altered: Tuesday, January 11, 2022 20:21:00 Pacific Standard Time
Printed: Thursday, January 13, 2022 14:33:45 Pacific Standard Time

ID: L36271-3,,, Name: FC2L_008S29, Description: 1,WG79609,2/4000uL, Date: 11-Jan-2022, Time: 03:20:47

PFTrDA

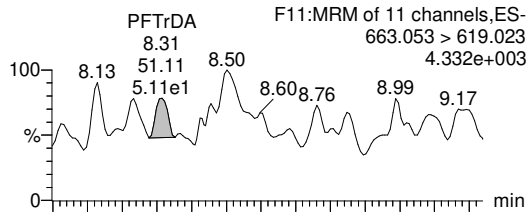

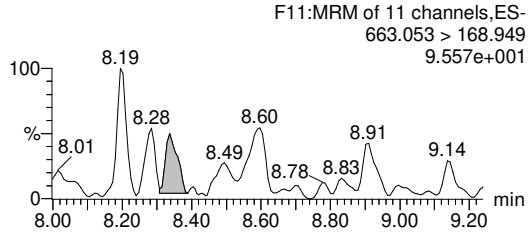

PFTeDA

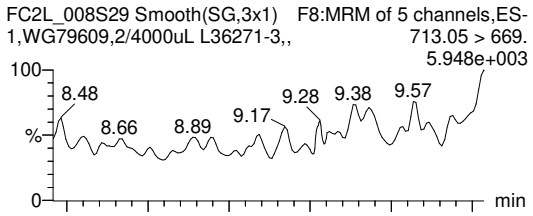

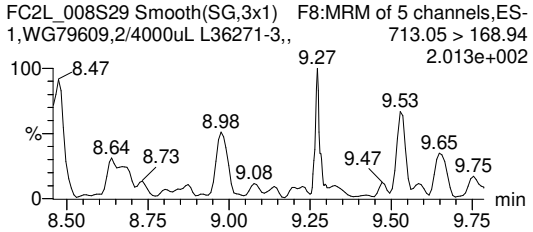

PFBS

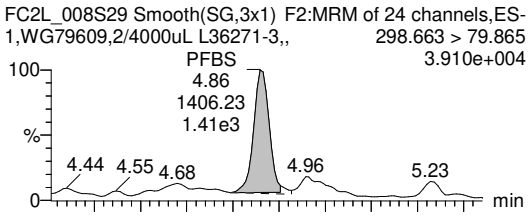

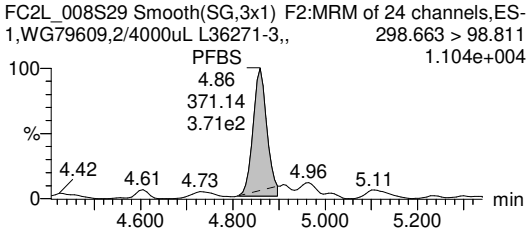

PFPeS

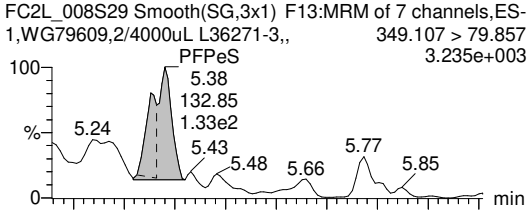

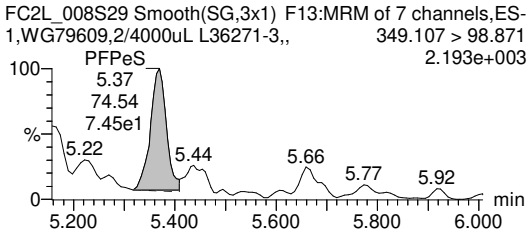

PFHxS-I

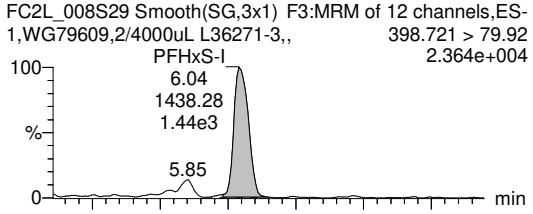

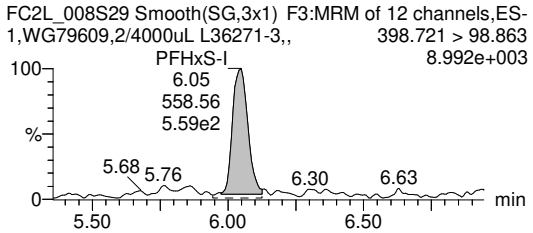

PFHxS-II

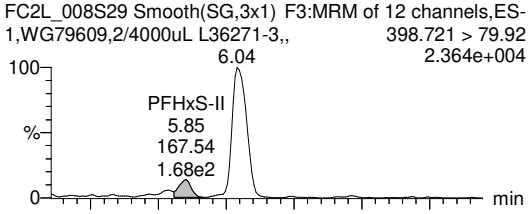

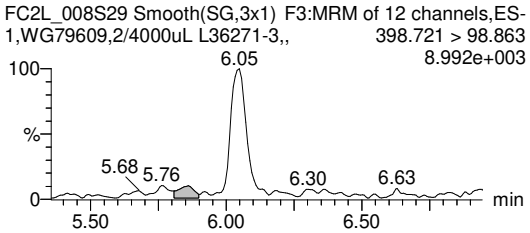

PV by TCH, SV by BRA 13-Jan-22, Conc. & LOD unit = ng for Inst QC, ng/mL for SPM, ng/L for samples

Quantify Sample Report **MassLynx MassLynx V4.1 SCN909**
SGS Axys Analytical Services, Ltd.

Dataset: G:\Masslynx\Inst_L\PFAS\quanfile\FC2L_008-b.qld

Last Altered: Tuesday, January 11, 2022 20:21:00 Pacific Standard Time
Printed: Thursday, January 13, 2022 14:33:45 Pacific Standard Time

ID: L36271-3,,, Name: FC2L_008S29, Description: 1,WG79609,2/4000uL, Date: 11-Jan-2022, Time: 03:20:47

PFHxS-III

FC2L_008S29 Smooth(SG,3x1) F3:MRM of 12 channels,ES-
1,WG79609,2/4000uL L36271-3,, 398.721 > 79.92
2.364e+004

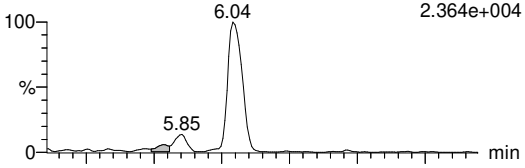

FC2L_008S29 Smooth(SG,3x1) F3:MRM of 12 channels,ES-
1,WG79609,2/4000uL L36271-3,, 398.721 > 98.863
8.992e+003

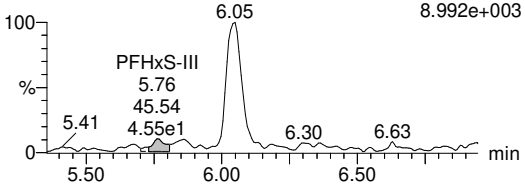

PFHxS-SUM

FC2L_008S29 Smooth(SG,3x1) F3:MRM of 12 channels,ES-
1,WG79609,2/4000uL L36271-3,, 398.721 > 79.92
2.364e+004

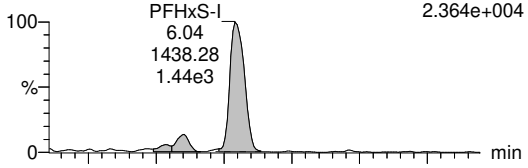

FC2L_008S29 Smooth(SG,3x1) F3:MRM of 12 channels,ES-
1,WG79609,2/4000uL L36271-3,, 398.721 > 98.863
8.992e+003

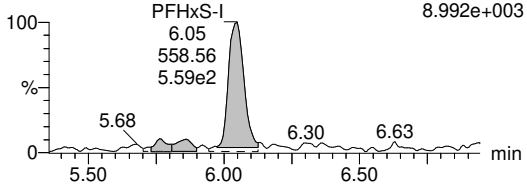

PFHxS

FC2L_008S29 Smooth(SG,3x1) F3:MRM of 12 channels,ES-
1,WG79609,2/4000uL L36271-3,, 398.721 > 79.92
2.364e+004

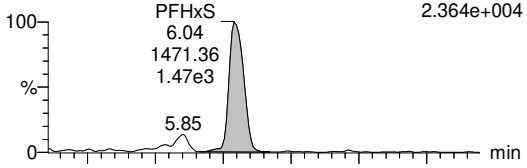

FC2L_008S29 Smooth(SG,3x1) F3:MRM of 12 channels,ES-
1,WG79609,2/4000uL L36271-3,, 398.721 > 98.863
8.992e+003

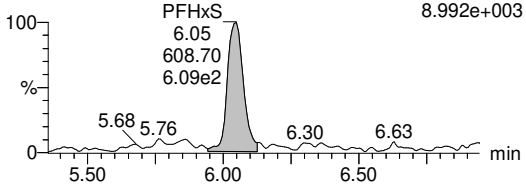

PFHpS

FC2L_008S29 Smooth(SG,3x1) F4:MRM of 7 channels,ES-
1,WG79609,2/4000uL L36271-3,, 449.036 > 79.857
1.143e+003

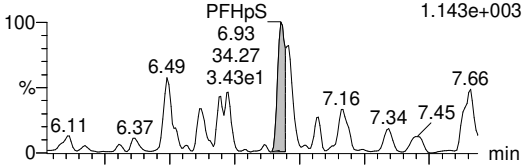

FC2L_008S29 Smooth(SG,3x1) F4:MRM of 7 channels,ES-
1,WG79609,2/4000uL L36271-3,, 449.036 > 98.8
8.181e+002

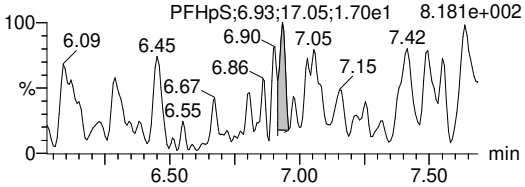

PFOS-I

FC2L_008S29 Smooth(SG,3x1) F5:MRM of 15 channels,ES-
1,WG79609,2/4000uL L36271-3,, 498.906 > 79.856
7.235e+004

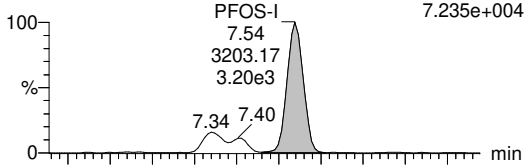

FC2L_008S29 Smooth(SG,3x1) F5:MRM of 15 channels,ES-
1,WG79609,2/4000uL L36271-3,, 498.906 > 98.801
3.117e+004

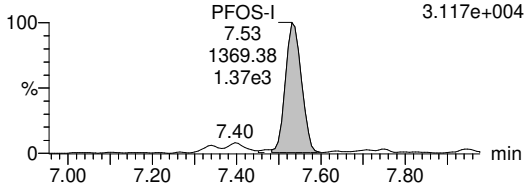

PFOS-II

FC2L_008S29 Smooth(SG,3x1) F5:MRM of 15 channels,ES-
1,WG79609,2/4000uL L36271-3,, 498.906 > 79.856
7.235e+004

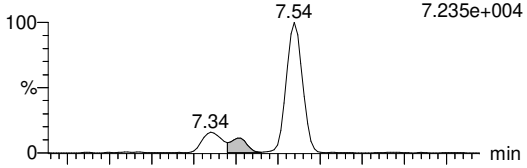

FC2L_008S29 Smooth(SG,3x1) F5:MRM of 15 channels,ES-
1,WG79609,2/4000uL L36271-3,, 498.906 > 98.801
3.117e+004

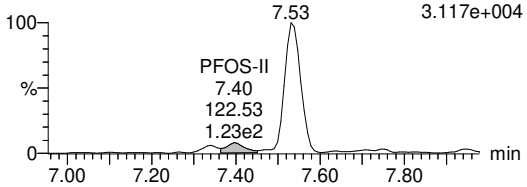

PV by TCH, SV by BRA 13-Jan-22, Conc. & LOD unit = ng for Inst QC, ng/mL for SPM, ng/L for samples

Quantify Sample Report **MassLynx MassLynx V4.1 SCN909**
SGS Axys Analytical Services, Ltd.

Dataset: G:\Masslynx\Inst_L\PFAS\quanfile\FC2L_008-b.qld

Last Altered: Tuesday, January 11, 2022 20:21:00 Pacific Standard Time
Printed: Thursday, January 13, 2022 14:33:45 Pacific Standard Time

ID: L36271-3,,, Name: FC2L_008S29, Description: 1,WG79609,2/4000uL, Date: 11-Jan-2022, Time: 03:20:47

PFOS-III

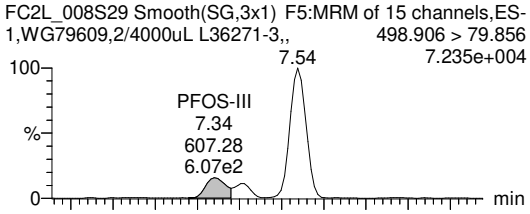

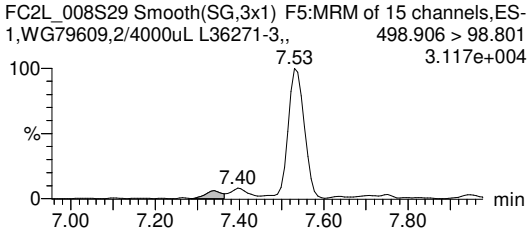

PFOS-IV

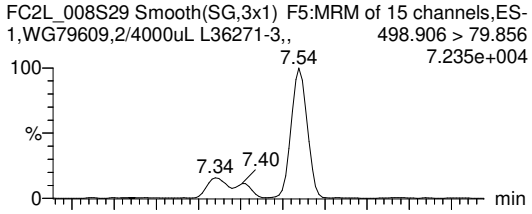

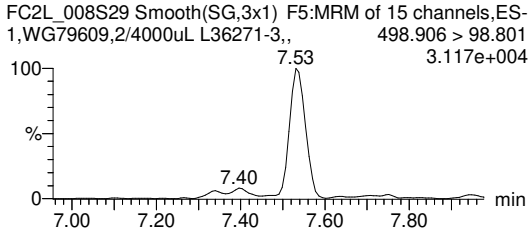

PFOS-SUM

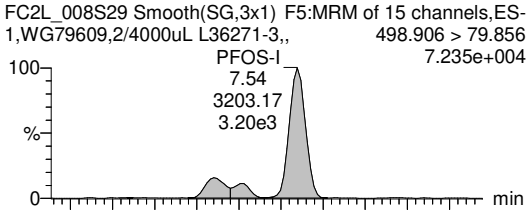

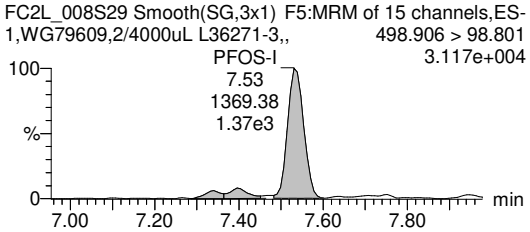

PFOS

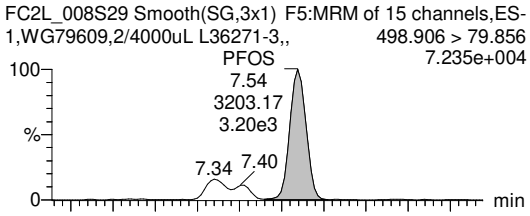

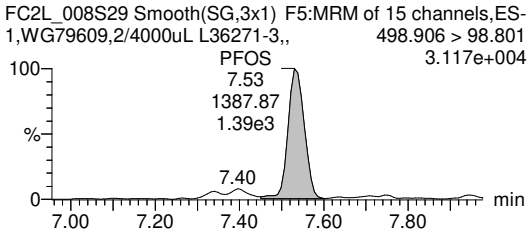

PFNS

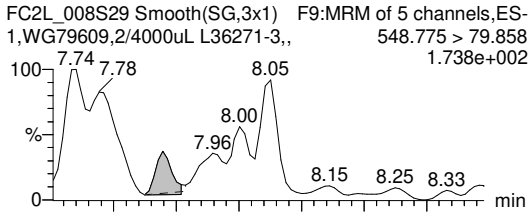

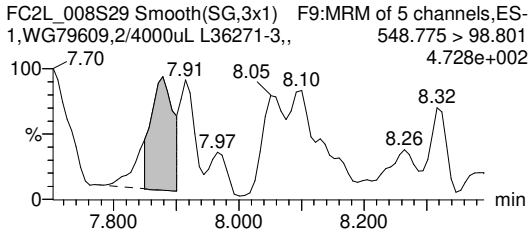

PFDS

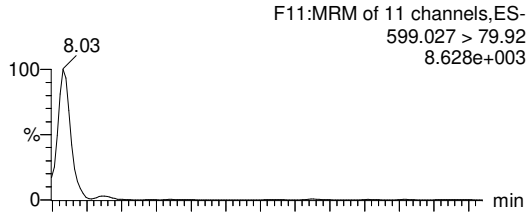

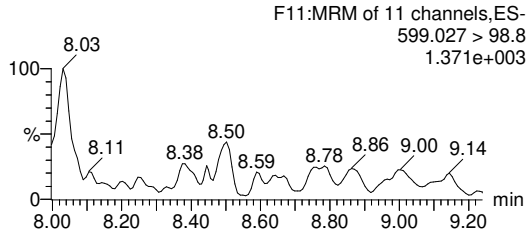

PV by TCH, SV by BRA 13-Jan-22, Conc. & LOD unit = ng for Inst QC, ng/mL for SPM, ng/L for samples

Quantify Sample Report **MassLynx MassLynx V4.1 SCN909**
SGS Axys Analytical Services, Ltd.

Dataset: G:\Masslynx\Inst_L\PFAS\quanfile\FC2L_008-b.qld

Last Altered: Tuesday, January 11, 2022 20:21:00 Pacific Standard Time
Printed: Thursday, January 13, 2022 14:33:45 Pacific Standard Time

ID: L36271-3,,, Name: FC2L_008S29, Description: 1,WG79609,2/4000uL, Date: 11-Jan-2022, Time: 03:20:47

PFDoS

FC2L_008S29 Smooth(SG,3x1) F8:MRM of 5 channels,ES-
1,WG79609,2/4000uL L36271-3,, 699.084 > 79.856
1.166e+002

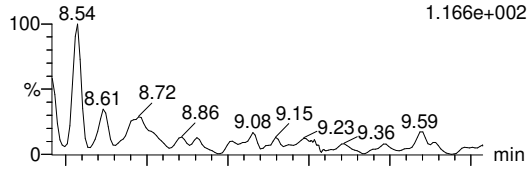

FC2L_008S29 Smooth(SG,3x1) F8:MRM of 5 channels,ES-
1,WG79609,2/4000uL L36271-3,, 699.084 > 98.8
9.62 4.065e+002

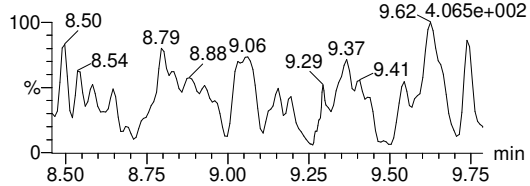

4:2 FTS

FC2L_008S29 Smooth(SG,3x1) F2:MRM of 24 channels,ES-
1,WG79609,2/4000uL L36271-3,, 327.077 > 307.017
1.729e+002

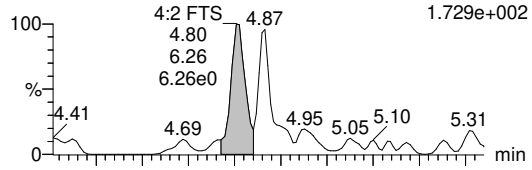

FC2L_008S29 Smooth(SG,3x1) F2:MRM of 24 channels,ES-
1,WG79609,2/4000uL L36271-3,, 327.077 > 80.85
6.835e+003

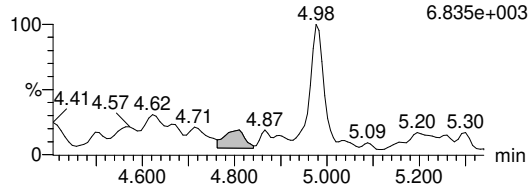

6:2 FTS

FC2L_008S29 Smooth(SG,3x1) F12:MRM of 6 channels,ES-
1,WG79609,2/4000uL L36271-3,, 427.071 > 407.024
3.862e+003



FC2L_008S29 Smooth(SG,3x1) F12:MRM of 6 channels,ES-
1,WG79609,2/4000uL L36271-3,, 427.071 > 80.9
1.051e+004

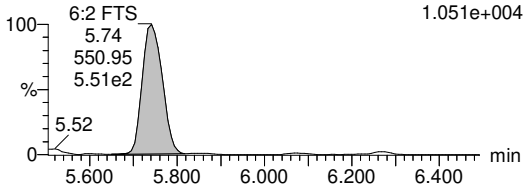

8:2 FTS

FC2L_008S29 Smooth(SG,3x1) F6:MRM of 4 channels,ES-
1,WG79609,2/4000uL L36271-3,, 527.065 > 506.997
3.003e+002

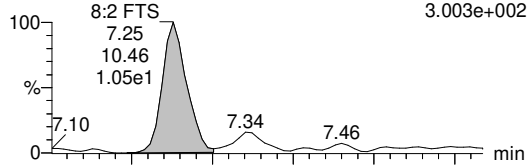

FC2L_008S29 Smooth(SG,3x1) F6:MRM of 4 channels,ES-
1,WG79609,2/4000uL L36271-3,, 527.065 > 80.75
3.322e+002

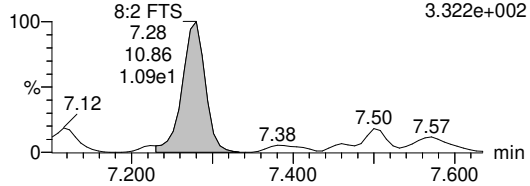

PFOSA-I

F11:MRM of 11 channels,ES-
498.113 > 77.902
2.582e+003

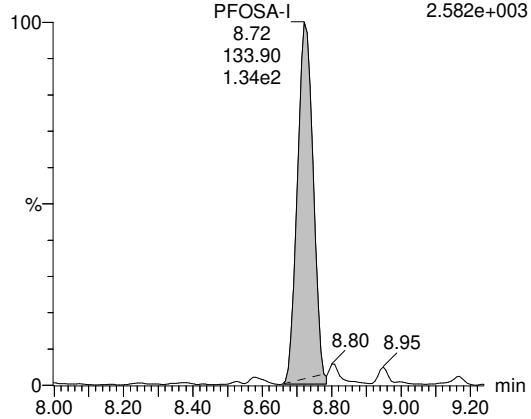

PFOSA-II

F11:MRM of 11 channels,ES-
498.113 > 77.902
2.582e+003

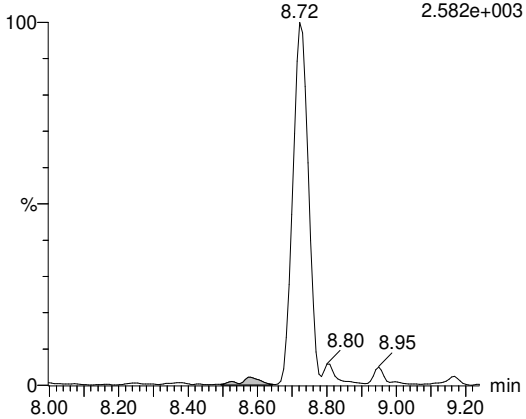

PV by TCH, SV by BRA 13-Jan-22, Conc. & LOD unit = ng for Inst QC, ng/mL for SPM, ng/L for samples

Quantify Sample Report **MassLynx MassLynx V4.1 SCN909**
SGS Axys Analytical Services, Ltd.

Dataset: G:\Masslynx\Inst_L\PFAS\quanfile\FC2L_008-b.qld

Last Altered: Tuesday, January 11, 2022 20:21:00 Pacific Standard Time
Printed: Thursday, January 13, 2022 14:33:45 Pacific Standard Time

ID: L36271-3,,, Name: FC2L_008S29, Description: 1,WG79609,2/4000uL, Date: 11-Jan-2022, Time: 03:20:47

PFOSA-SUM

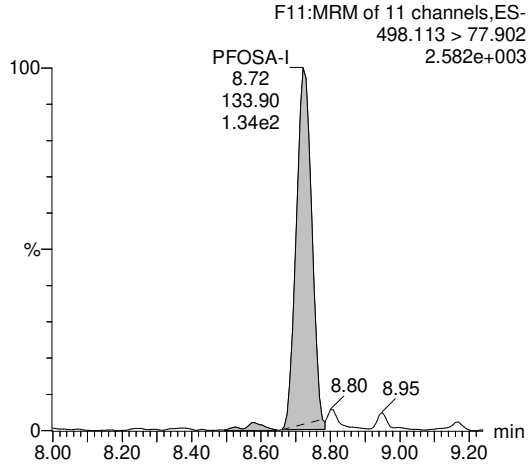

PFOSA

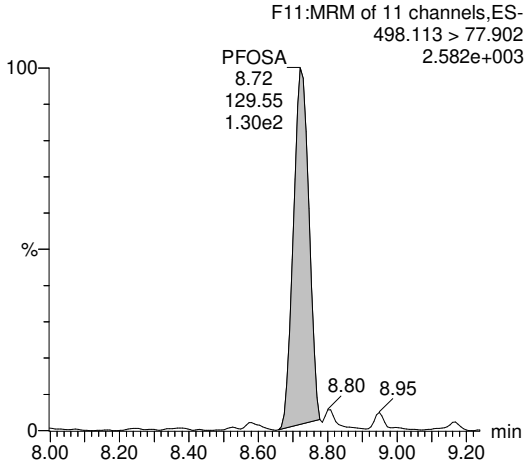

N-MeFOSA-I

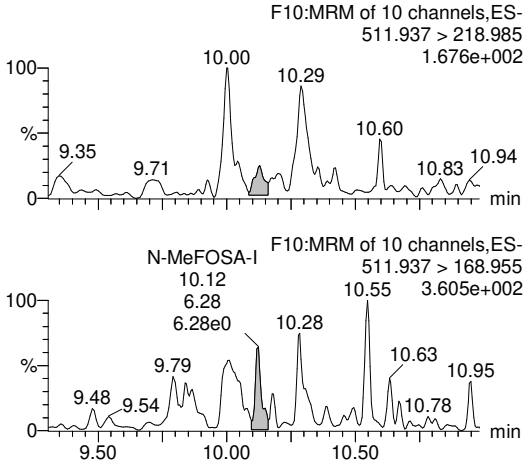

N-MeFOSA-II

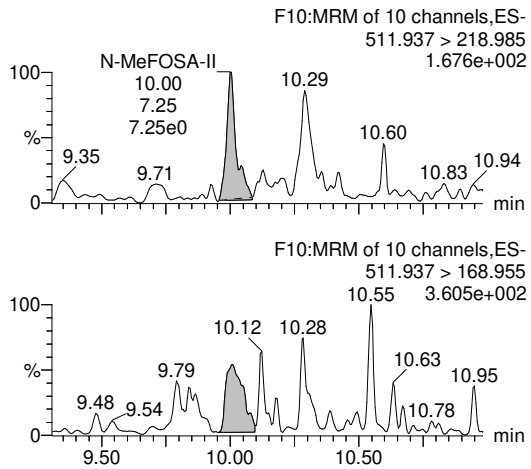

N-MeFOSA-SUM

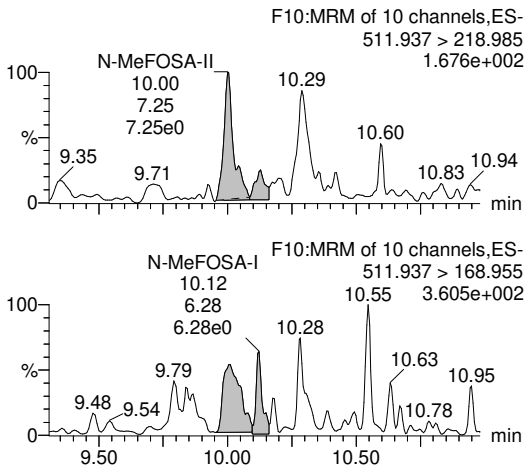

N-MeFOSA

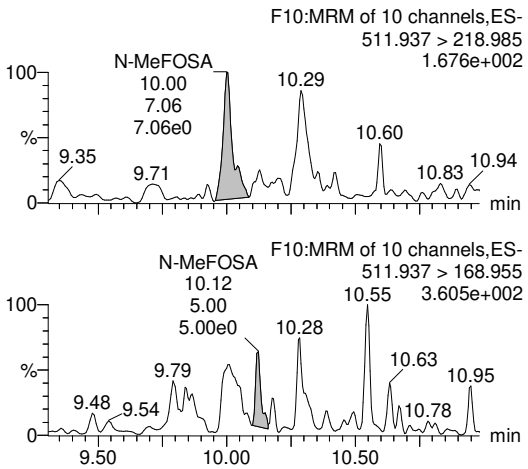

PV by TCH, SV by BRA 13-Jan-22, Conc. & LOD unit = ng for Inst QC, ng/mL for SPM, ng/L for samples

Quantify Sample Report **MassLynx MassLynx V4.1 SCN909**
SGS Axys Analytical Services, Ltd.

Dataset: G:\Masslynx\Inst_L\PFAS\quanfile\FC2L_008-b.qld

Last Altered: Tuesday, January 11, 2022 20:21:00 Pacific Standard Time
Printed: Thursday, January 13, 2022 14:33:45 Pacific Standard Time

ID: L36271-3,,, Name: FC2L_008S29, Description: 1,WG79609,2/4000uL, Date: 11-Jan-2022, Time: 03:20:47

N-EtFOSA-I

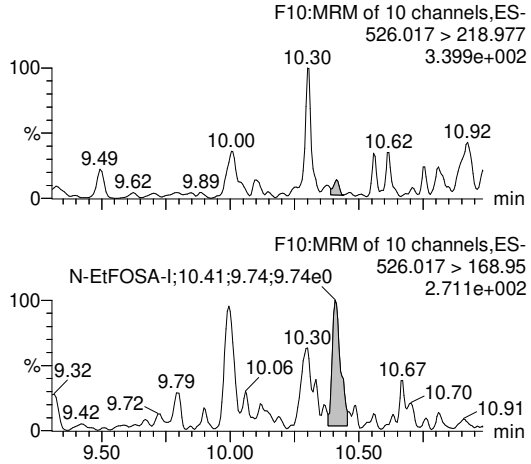

N-EtFOSA-II

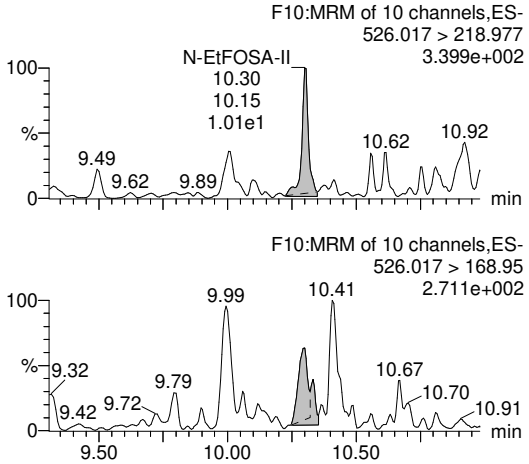

N-EtFOSA-SUM

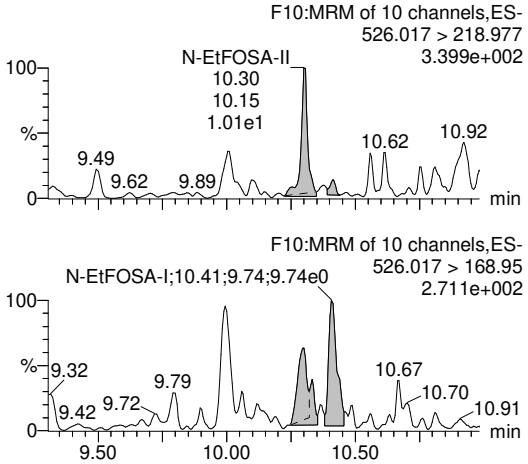

N-EtFOSA

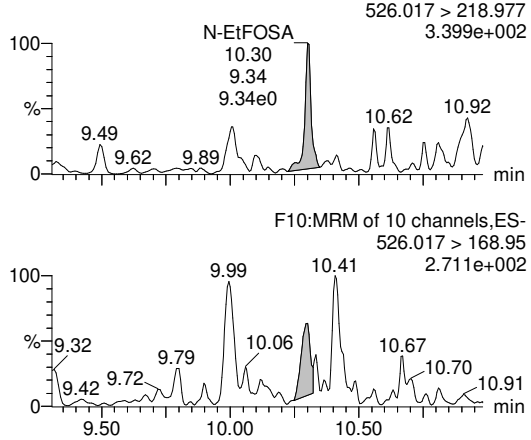

MeFOSAA-I

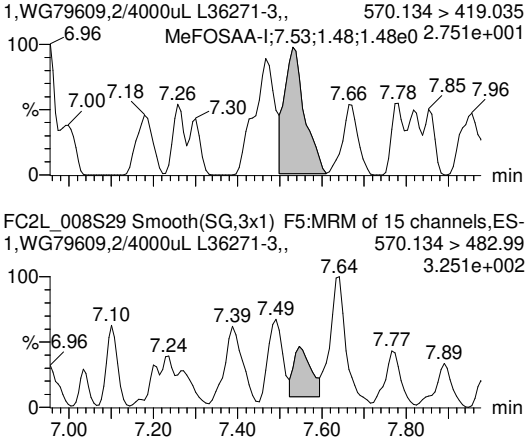

MeFOSAA-II

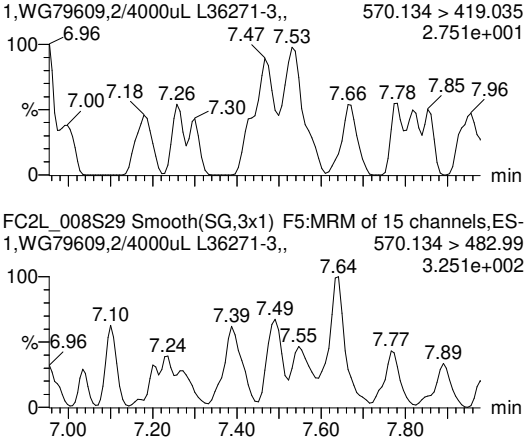

PV by TCH, SV by BRA 13-Jan-22, Conc. & LOD unit = ng for Inst QC, ng/mL for SPM, ng/L for samples

Quantify Sample Report **MassLynx MassLynx V4.1 SCN909**
SGS Axys Analytical Services, Ltd.

Dataset: G:\Masslynx\Inst_L\PFAS\quanfile\FC2L_008-b.qld

Last Altered: Tuesday, January 11, 2022 20:21:00 Pacific Standard Time
Printed: Thursday, January 13, 2022 14:33:45 Pacific Standard Time

ID: L36271-3,,, Name: FC2L_008S29, Description: 1,WG79609,2/4000uL, Date: 11-Jan-2022, Time: 03:20:47

MeFOSAA-III

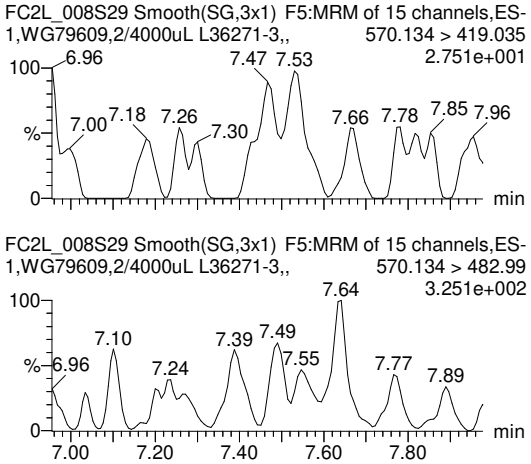

MeFOSAA-SUM

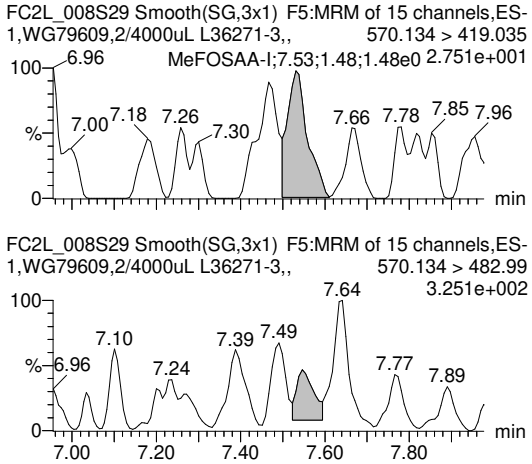

MeFOSAA

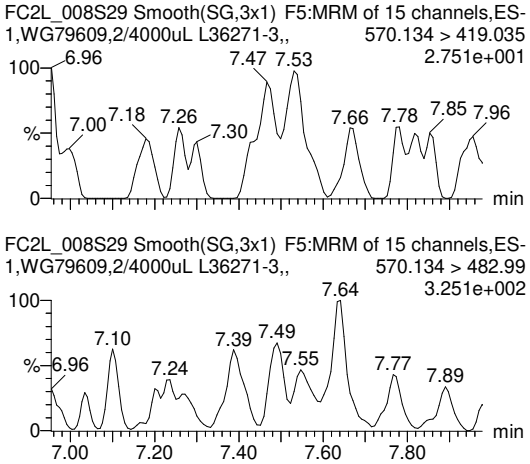

EtFOSAA-I

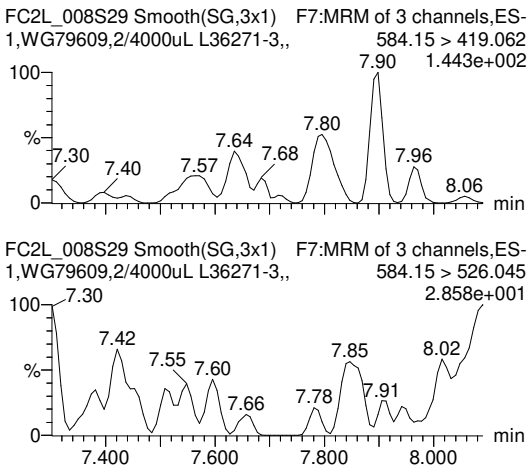

EtFOSAA-II

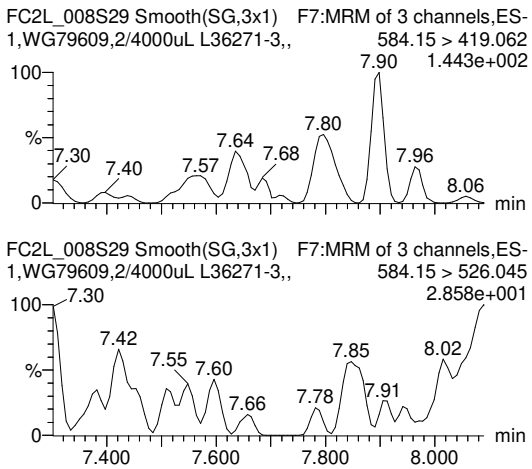

EtFOSAA-III

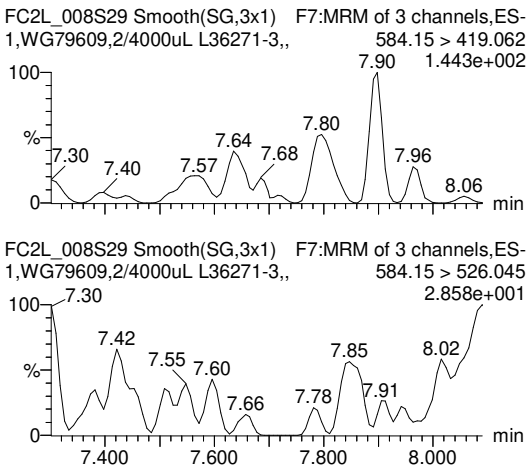

PV by TCH, SV by BRA 13-Jan-22, Conc. & LOD unit = ng for Inst QC, ng/mL for SPM, ng/L for samples

Quantify Sample Report **MassLynx MassLynx V4.1 SCN909**
SGS Axys Analytical Services, Ltd.

Dataset: G:\Masslynx\Inst_L\PFAS\quanfile\FC2L_008-b.qld

Last Altered: Tuesday, January 11, 2022 20:21:00 Pacific Standard Time
Printed: Thursday, January 13, 2022 14:33:45 Pacific Standard Time

ID: L36271-3,,, Name: FC2L_008S29, Description: 1,WG79609,2/4000uL, Date: 11-Jan-2022, Time: 03:20:47

EtFOSAA-SUM

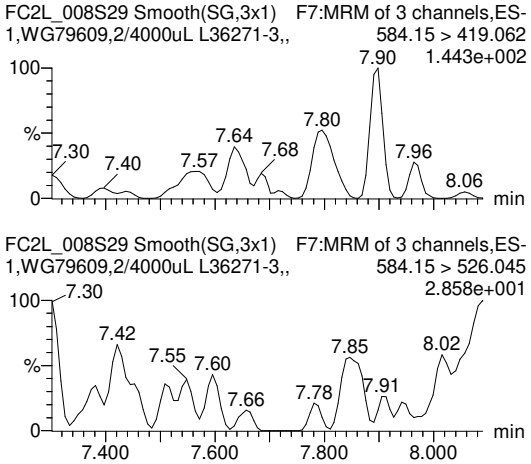

EtFOSAA

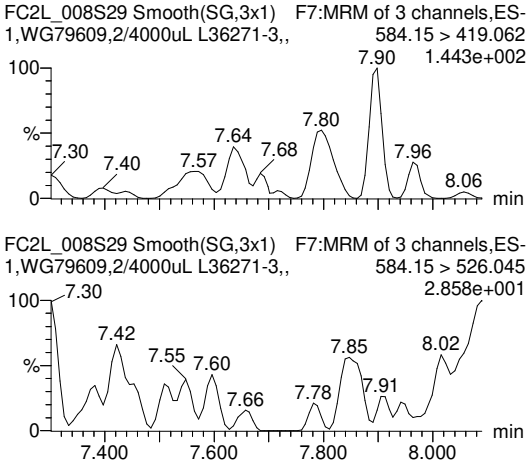

N-MeFOSE-I

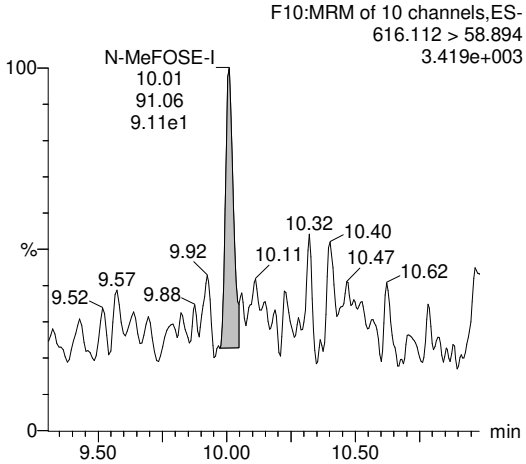

N-MeFOSE-II

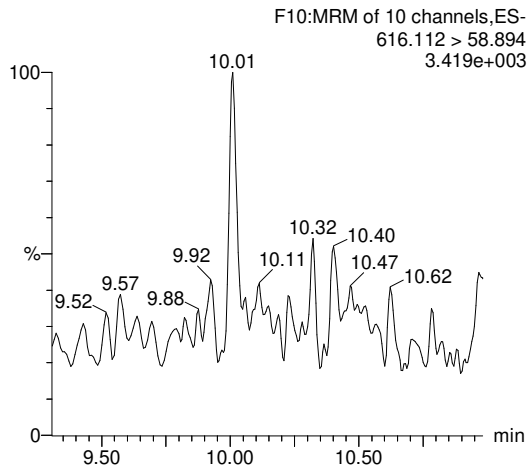

N-MeFOSE-III

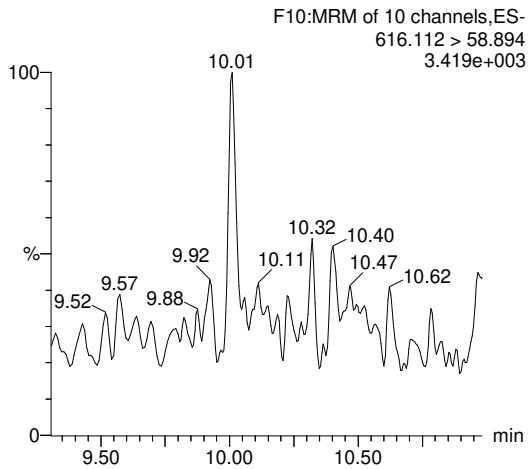

N-MeFOSE-SUM

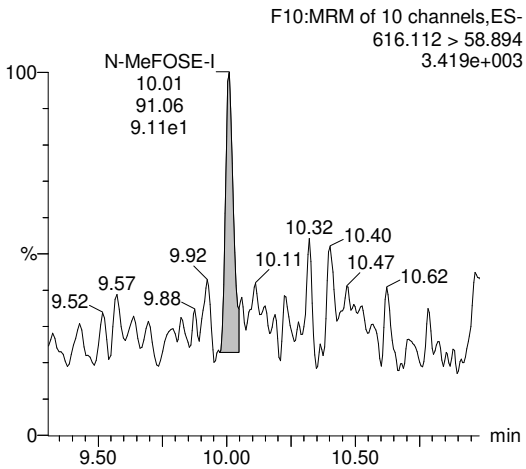

PV by TCH, SV by BRA 13-Jan-22, Conc. & LOD unit = ng for Inst QC, ng/mL for SPM, ng/L for samples

Quantify Sample Report **MassLynx MassLynx V4.1 SCN909**
SGS Axys Analytical Services, Ltd.

Dataset: G:\Masslynx\Inst_L\PFAS\quanfile\FC2L_008-b.qld

Last Altered: Tuesday, January 11, 2022 20:21:00 Pacific Standard Time
Printed: Thursday, January 13, 2022 14:33:45 Pacific Standard Time

ID: L36271-3,,, Name: FC2L_008S29, Description: 1,WG79609,2/4000uL, Date: 11-Jan-2022, Time: 03:20:47

N-MeFOSE

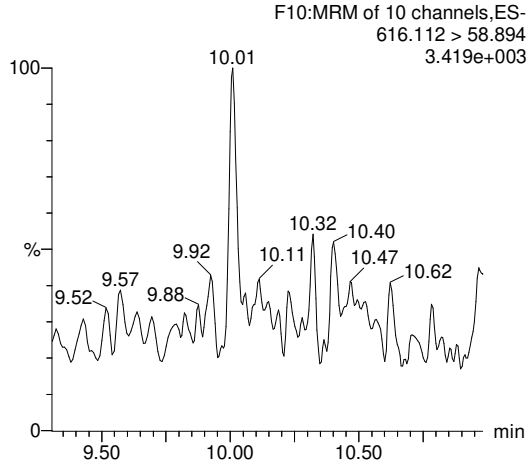

N-EtFOSE-I

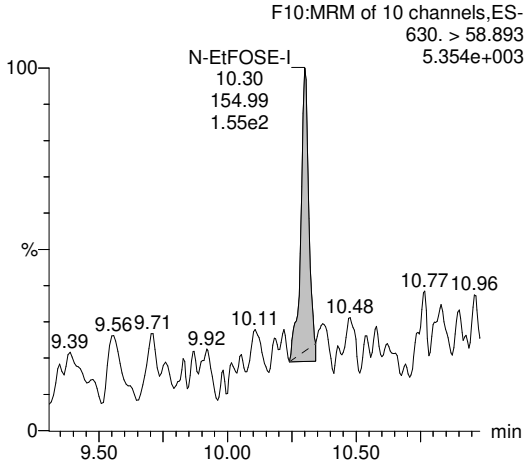

N-EtFOSE-II

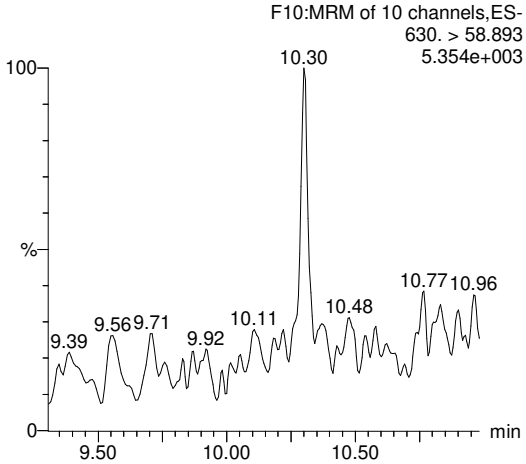

N-EtFOSE-III

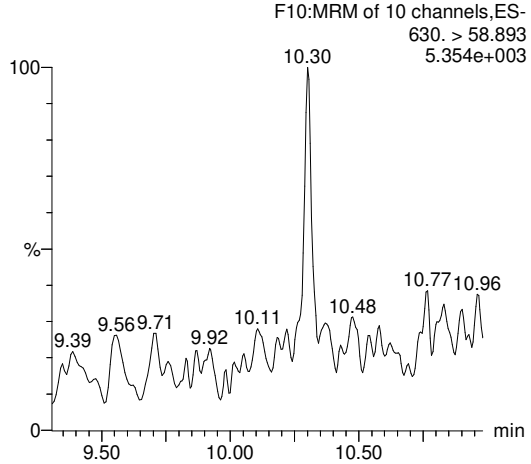

N-EtFOSE-SUM

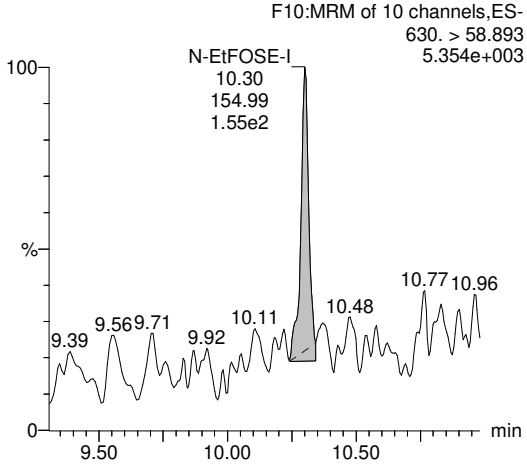

N-EtFOSE

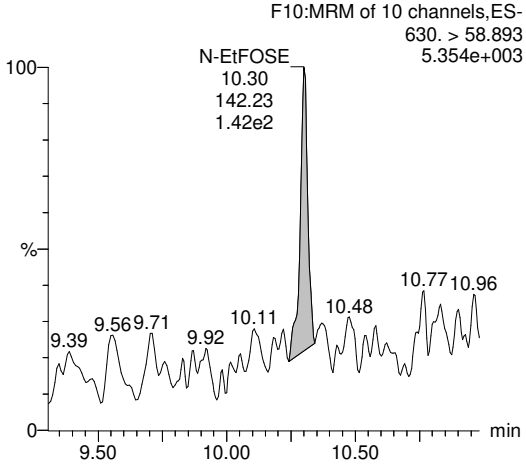

PV by TCH, SV by BRA 13-Jan-22, Conc. & LOD unit = ng for Inst QC, ng/mL for SPM, ng/L for samples

Quantify Sample Report **MassLynx MassLynx V4.1 SCN909**
SGS Axys Analytical Services, Ltd.

Dataset: G:\Masslynx\Inst_L\PFAS\quanfile\FC2L_008-b.qld

Last Altered: Tuesday, January 11, 2022 20:21:00 Pacific Standard Time
Printed: Thursday, January 13, 2022 14:33:45 Pacific Standard Time

ID: L36271-3,,, Name: FC2L_008S29, Description: 1,WG79609,2/4000uL, Date: 11-Jan-2022, Time: 03:20:47

HFPO-DA

FC2L_008S29 Smooth(SG,3x1) F2:MRM of 24 channels,ES-
1,WG79609,2/4000uL L36271-3,, 284.8894 > 168.9079
2.638e+002

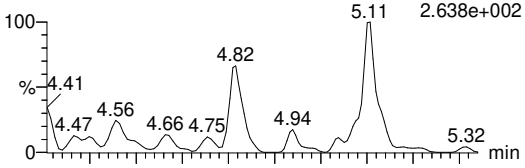

FC2L_008S29 Smooth(SG,3x1) F2:MRM of 24 channels,ES-
1,WG79609,2/4000uL L36271-3,, 284.8894 > 184.9131
8.119e+002

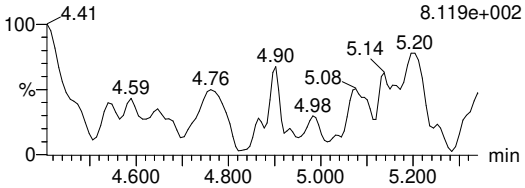

ADONA

FC2L_008S29 Smooth(SG,3x1) F13:MRM of 7 channels,ES-
1,WG79609,2/4000uL L36271-3,, 376.88 > 250.937
1.161e+002

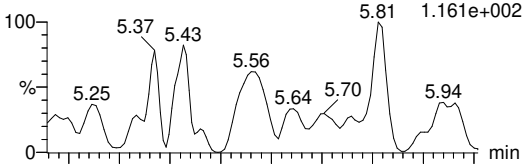

FC2L_008S29 Smooth(SG,3x1) F13:MRM of 7 channels,ES-
1,WG79609,2/4000uL L36271-3,, 376.88 > 84.832
3.205e+002

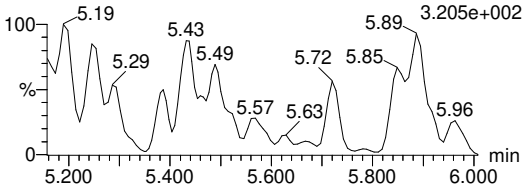

9Cl-PF3ONS

FC2L_008S29 Smooth(SG,3x1) F5:MRM of 15 channels,ES-
1,WG79609,2/4000uL L36271-3,, 530.807 > 350.967
1.212e+002

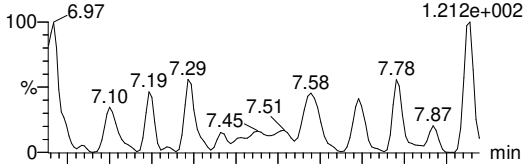

FC2L_008S29 Smooth(SG,3x1) F5:MRM of 15 channels,ES-
1,WG79609,2/4000uL L36271-3,, 532.804 > 352.947
7.691e+002

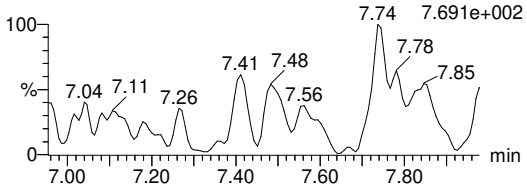

11Cl-PF3OUdS

F11:MRM of 11 channels,ES-
630.865 > 450.902
1.704e+002

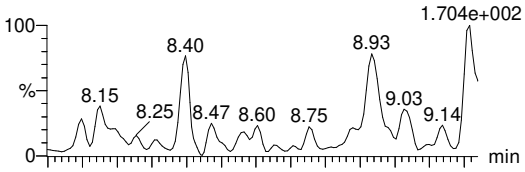

F11:MRM of 11 channels,ES-
632.868 > 452.91
7.416e+002

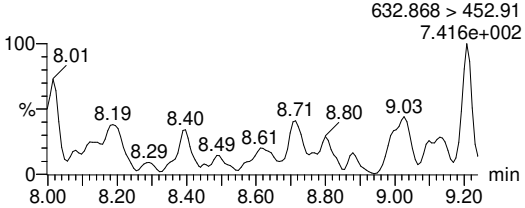

3:3 FTCA

FC2L_008S29 Smooth(SG,3x1) F14:MRM of 8 channels,ES-
1,WG79609,2/4000uL L36271-3,, 241 > 177
1.378e+003

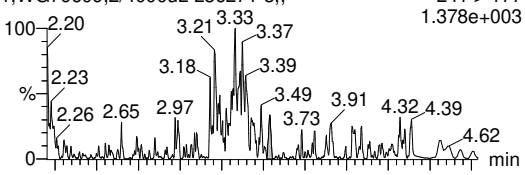

FC2L_008S29 Smooth(SG,3x1) F14:MRM of 8 channels,ES-
1,WG79609,2/4000uL L36271-3,, 241 > 117
1.863e+003

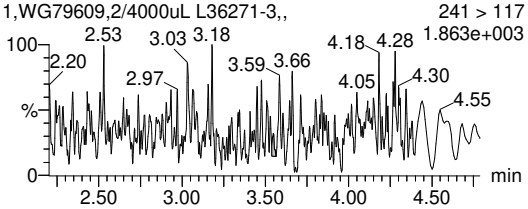

5:3 FTCA

FC2L_008S29 Smooth(SG,3x1) F2:MRM of 24 channels,ES-
1,WG79609,2/4000uL L36271-3,, 341 > 237.1
1.334e+003

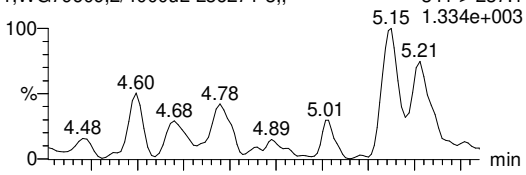

FC2L_008S29 Smooth(SG,3x1) F2:MRM of 24 channels,ES-
1,WG79609,2/4000uL L36271-3,, 341 > 217
8.437e+003

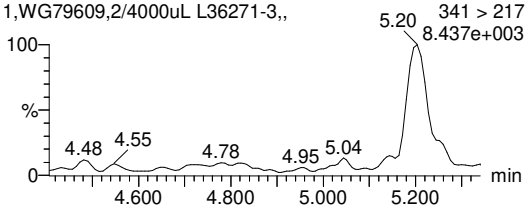

PV by TCH, SV by BRA 13-Jan-22, Conc. & LOD unit = ng for Inst QC, ng/mL for SPM, ng/L for samples

Quantify Sample Report **MassLynx MassLynx V4.1 SCN909**
SGS Axys Analytical Services, Ltd.

Dataset: G:\Masslynx\Inst_L\PFAS\quanfile\FC2L_008-b.qld

Last Altered: Tuesday, January 11, 2022 20:21:00 Pacific Standard Time
Printed: Thursday, January 13, 2022 14:33:45 Pacific Standard Time

ID: L36271-3,,, Name: FC2L_008S29, Description: 1,WG79609,2/4000uL, Date: 11-Jan-2022, Time: 03:20:47

7:3 FTCA

FC2L_008S29 Smooth(SG,3x1) F3:MRM of 12 channels,ES-
1,WG79609,2/4000uL L36271-3,, 441 > 316.9
2.840e+003

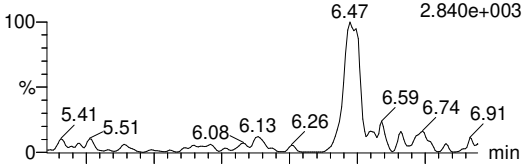

FC2L_008S29 Smooth(SG,3x1) F3:MRM of 12 channels,ES-
1,WG79609,2/4000uL L36271-3,, 441 > 336.9
4.894e+003

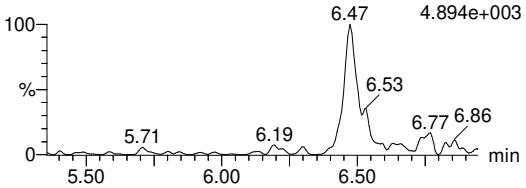

PFEESA

FC2L_008S29 Smooth(SG,3x1) F2:MRM of 24 channels,ES-
1,WG79609,2/4000uL L36271-3,, 314.8 > 134.9
1.817e+003

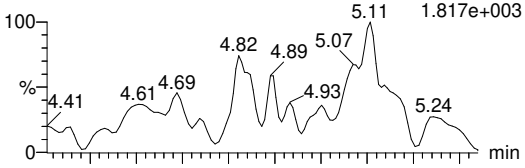

FC2L_008S29 Smooth(SG,3x1) F2:MRM of 24 channels,ES-
1,WG79609,2/4000uL L36271-3,, 314.8 > 82.9
2.923e+003

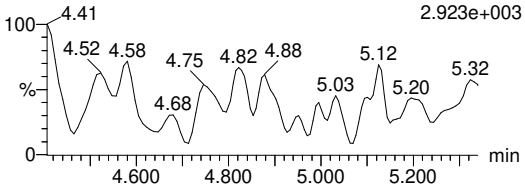

PFMPA

FC2L_008S29 Smooth(SG,5x1) F14:MRM of 8 channels,ES-
1,WG79609,2/4000uL L36271-3,, 229.013 > 84.9
2.422e+003

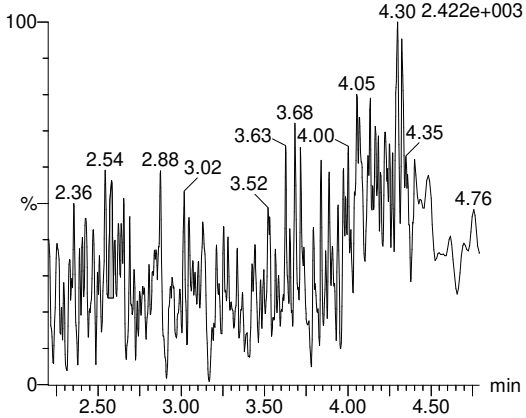

PFMBA

FC2L_008S29 Smooth(SG,3x1) F14:MRM of 8 channels,ES-
1,WG79609,2/4000uL L36271-3,, 279 > 85.1
7.864e+002

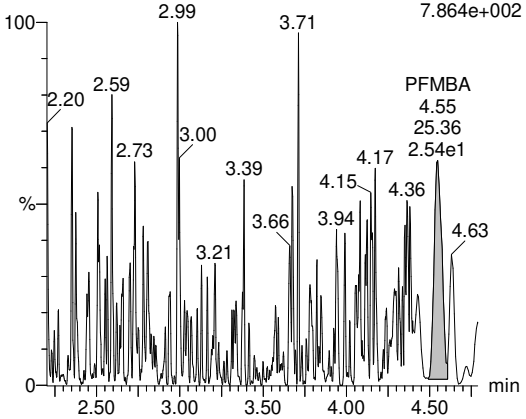

NFDHA

FC2L_008S29 Smooth(SG,3x1) F2:MRM of 24 channels,ES-
1,WG79609,2/4000uL L36271-3,, 295 > 201
2.469e+002

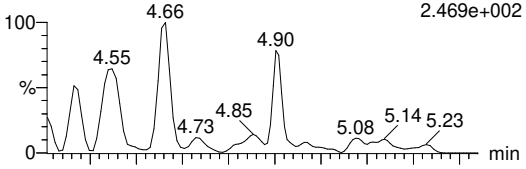

FC2L_008S29 Smooth(SG,3x1) F2:MRM of 24 channels,ES-
1,WG79609,2/4000uL L36271-3,, 295 > 84.9
9.966e+002

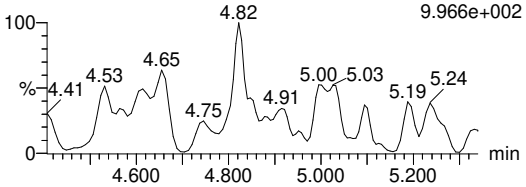

13C4-PFBA

FC2L_008S29 Smooth(SG,3x1) F1:MRM of 3 channels,ES-
1,WG79609,2/4000uL L36271-3,, 216.776 > 171.928
1.897e+006

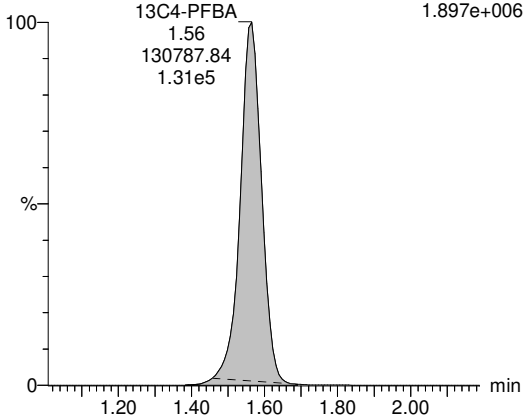

PV by TCH, SV by BRA 13-Jan-22, Conc. & LOD unit = ng for Inst QC, ng/mL for SPM, ng/L for samples

Quantify Sample Report **MassLynx MassLynx V4.1 SCN909**
SGS Axys Analytical Services, Ltd.

Dataset: G:\Masslynx\Inst_L\PFAS\quanfile\FC2L_008-b.qld

Last Altered: Tuesday, January 11, 2022 20:21:00 Pacific Standard Time
Printed: Thursday, January 13, 2022 14:33:45 Pacific Standard Time

ID: L36271-3,,, Name: FC2L_008S29, Description: 1,WG79609,2/4000uL, Date: 11-Jan-2022, Time: 03:20:47

13C5-PFPeA

FC2L_008S29 Smooth(SG,3x1) F14:MRM of 8 channels,ES-
1,WG79609,2/4000uL L36271-3,, 268.16 > 223.035
1.252e+006

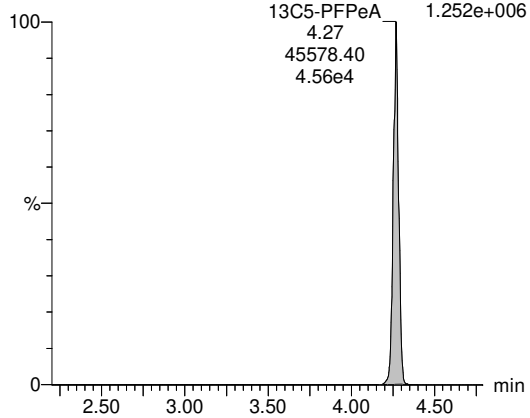

13C5-PFHxA

FC2L_008S29 Smooth(SG,3x1) F2:MRM of 24 channels,ES-
1,WG79609,2/4000uL L36271-3,, 318.029 > 272.993
6.471e+005

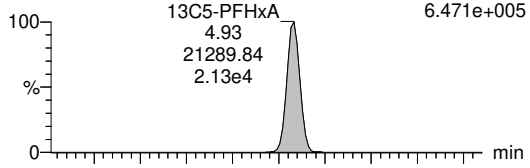

FC2L_008S29 Smooth(SG,3x1) F2:MRM of 24 channels,ES-
1,WG79609,2/4000uL L36271-3,, 318.029 > 120.341
2.692e+004

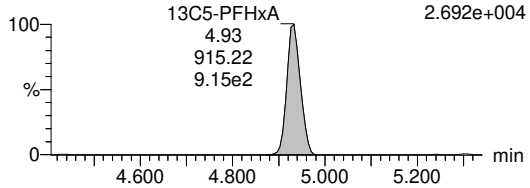

13C4-PFHpA

FC2L_008S29 Smooth(SG,3x1) F13:MRM of 7 channels,ES-
1,WG79609,2/4000uL L36271-3,, 367.086 > 322.004
6.943e+005

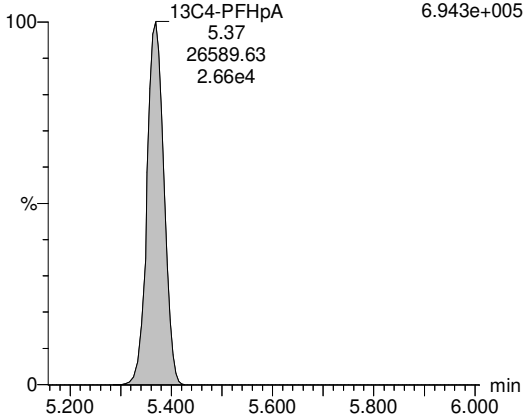

13C8-PFOA

FC2L_008S29 Smooth(SG,3x1) F3:MRM of 12 channels,ES-
1,WG79609,2/4000uL L36271-3,, 421.096 > 376.022
4.797e+005

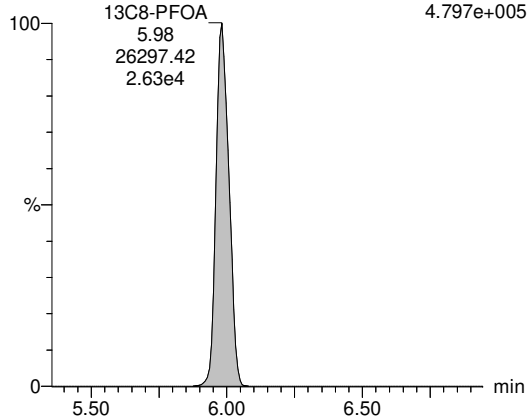

13C9-PFNA

FC2L_008S29 Smooth(SG,3x1) F4:MRM of 7 channels,ES-
1,WG79609,2/4000uL L36271-3,, 472.096 > 427.014
2.433e+005

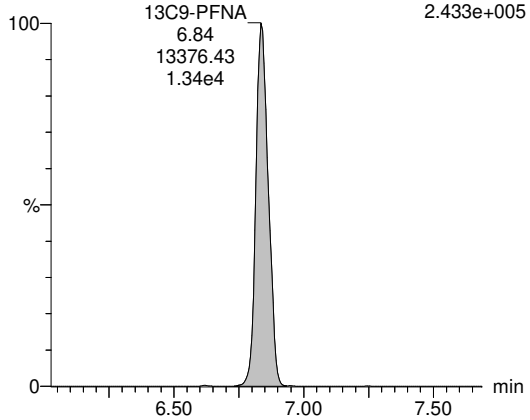

13C6-PFDA

FC2L_008S29 Smooth(SG,3x1) F5:MRM of 15 channels,ES-
1,WG79609,2/4000uL L36271-3,, 519.147 > 474.058
3.156e+005

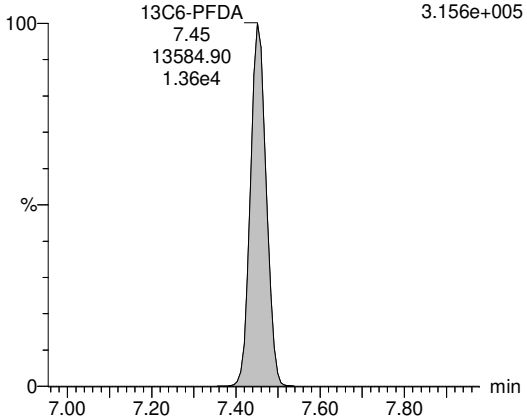

PV by TCH, SV by BRA 13-Jan-22, Conc. & LOD unit = ng for Inst QC, ng/mL for SPM, ng/L for samples

Quantify Sample Report **MassLynx MassLynx V4.1 SCN909**
SGS Axys Analytical Services, Ltd.

Dataset: G:\Masslynx\Inst_L\PFAS\quanfile\FC2L_008-b.qld

Last Altered: Tuesday, January 11, 2022 20:21:00 Pacific Standard Time
Printed: Thursday, January 13, 2022 14:33:45 Pacific Standard Time

ID: L36271-3,,, Name: FC2L_008S29, Description: 1,WG79609,2/4000uL, Date: 11-Jan-2022, Time: 03:20:47

13C7-PFUnA

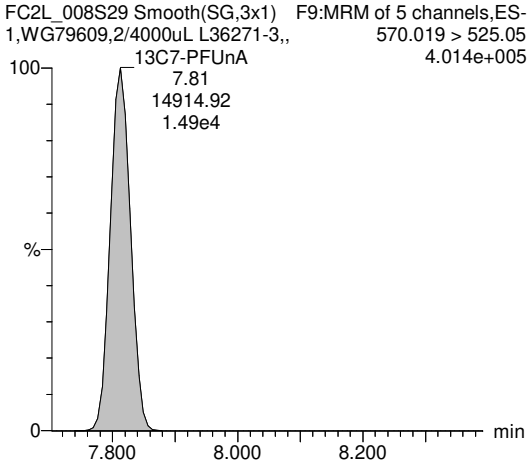

13C2-PFDoA

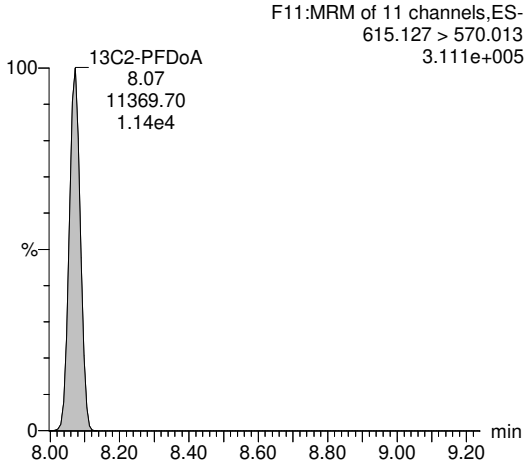

13C2-PFTeDA

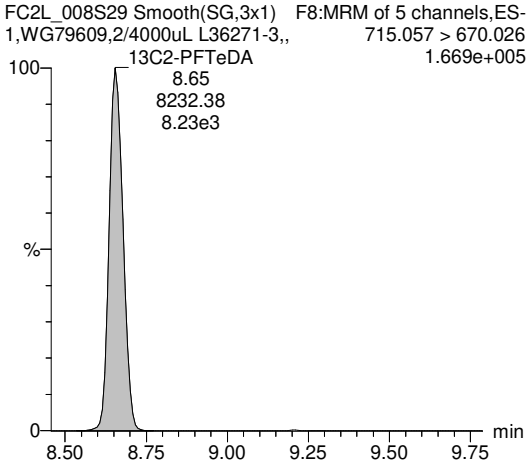

13C3-PFBS

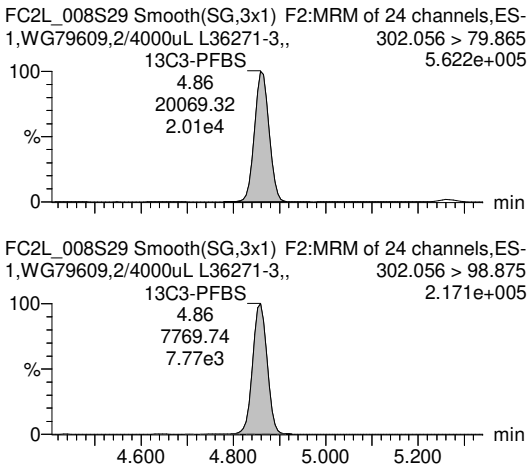

13C3-PFHxS

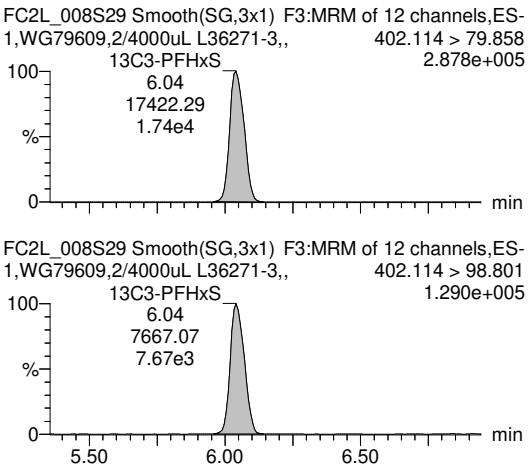

13C8-PFOS

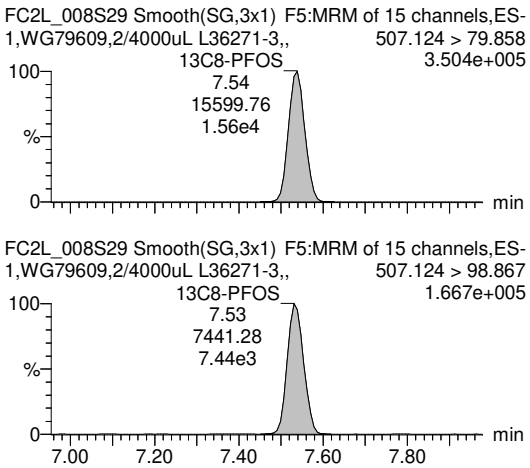

PV by TCH, SV by BRA 13-Jan-22, Conc. & LOD unit = ng for Inst QC, ng/mL for SPM, ng/L for samples

Quantify Sample Report **MassLynx MassLynx V4.1 SCN909**
SGS Axys Analytical Services, Ltd.

Dataset: G:\Masslynx\Inst_L\PFAS\quanfile\FC2L_008-b.qld

Last Altered: Tuesday, January 11, 2022 20:21:00 Pacific Standard Time
Printed: Thursday, January 13, 2022 14:33:45 Pacific Standard Time

ID: L36271-3,,, Name: FC2L_008S29, Description: 1,WG79609,2/4000uL, Date: 11-Jan-2022, Time: 03:20:47

13C2-4:2 FTS

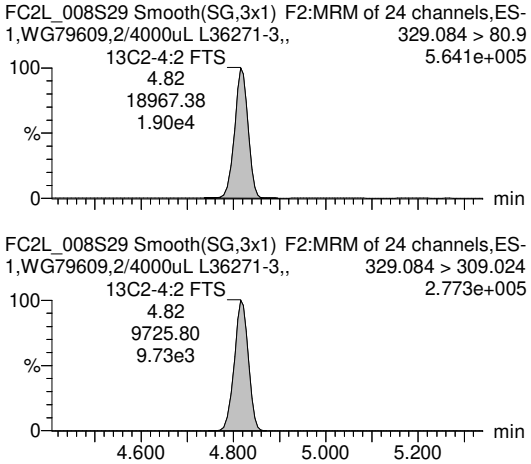

13C2-6:2 FTS

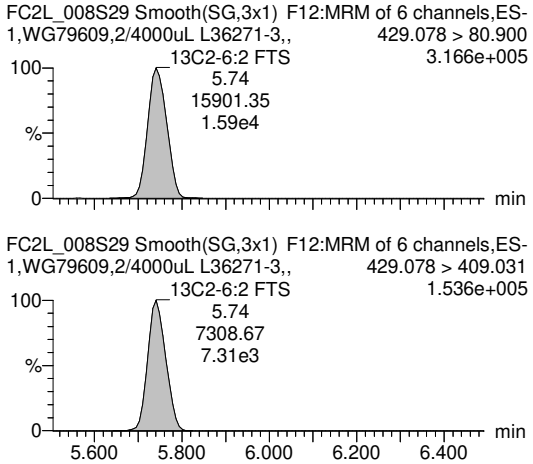

13C2-8:2 FTS

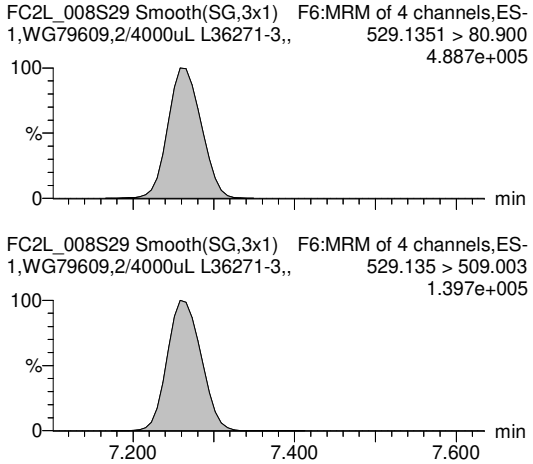

13C8-PFOSA

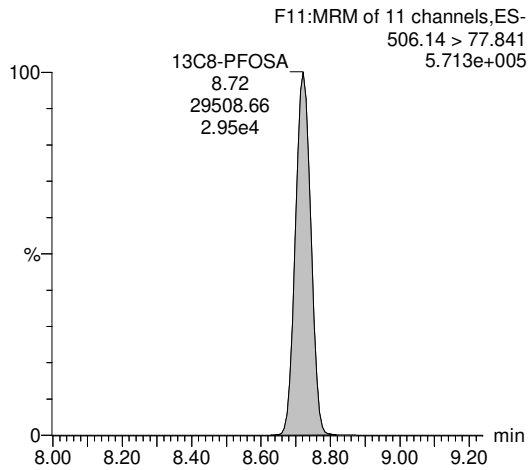

D3-N-MeFOSA

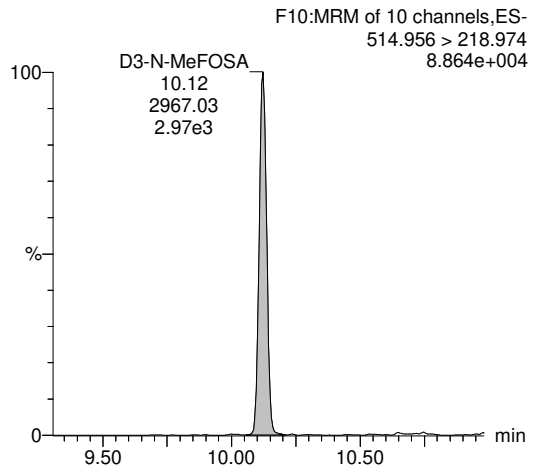

D5-N-EtFOSA

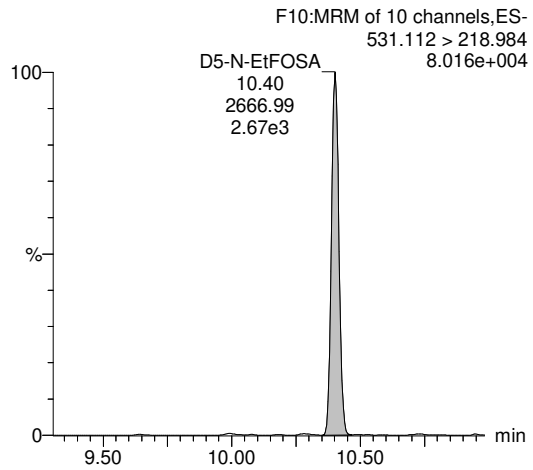

PV by TCH, SV by BRA 13-Jan-22, Conc. & LOD unit = ng for Inst QC, ng/mL for SPM, ng/L for samples

Quantify Sample Report **MassLynx MassLynx V4.1 SCN909**
SGS Axys Analytical Services, Ltd.

Dataset: G:\Masslynx\Inst_L\PFAS\quanfile\FC2L_008-b.qld

Last Altered: Tuesday, January 11, 2022 20:21:00 Pacific Standard Time
Printed: Thursday, January 13, 2022 14:33:45 Pacific Standard Time

ID: L36271-3,,, Name: FC2L_008S29, Description: 1,WG79609,2/4000uL, Date: 11-Jan-2022, Time: 03:20:47

D3-MeFOSAA

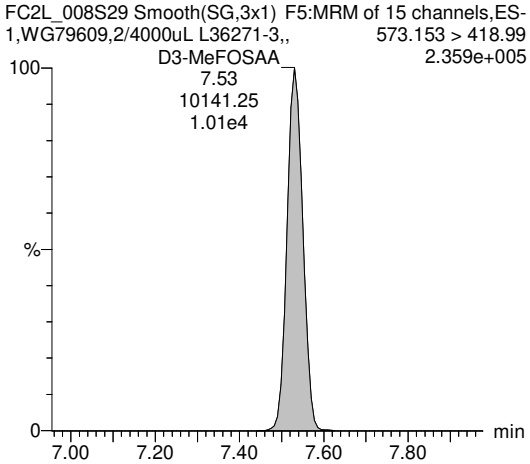

D5-EtFOSAA

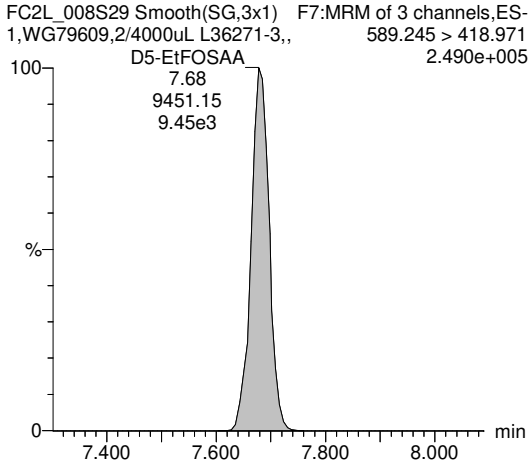

D7-N-MeFOSE

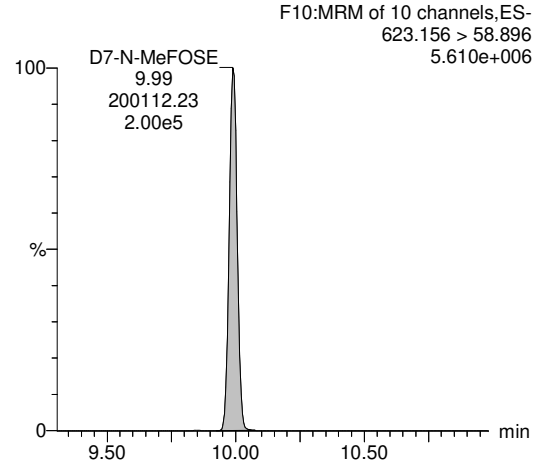

D9-N-EtFOSE

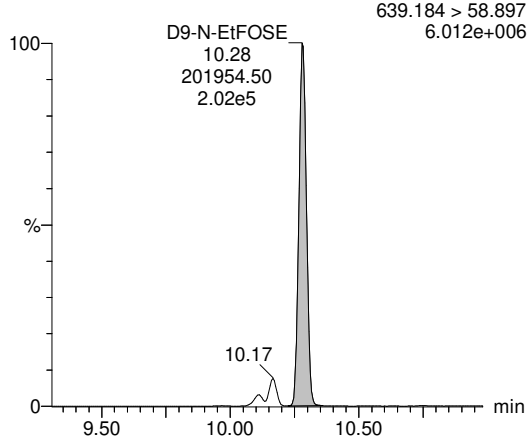

13C3-HFPO-DA

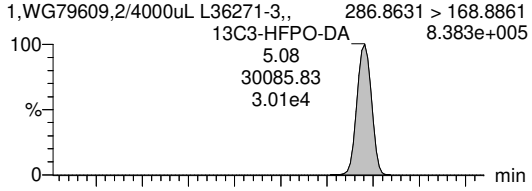

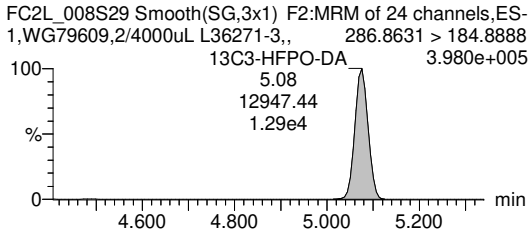

13C3-PFBA

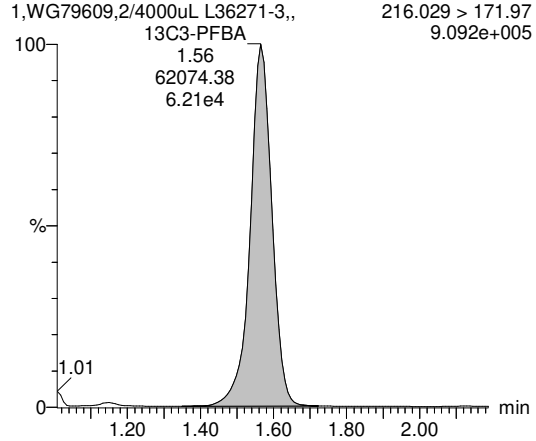

PV by TCH, SV by BRA 13-Jan-22, Conc. & LOD unit = ng for Inst QC, ng/mL for SPM, ng/L for samples

Quantify Sample Report **MassLynx MassLynx V4.1 SCN909**
SGS Axys Analytical Services, Ltd.

Dataset: G:\Masslynx\Inst_L\PFAS\quanfile\FC2L_008-b.qld

Last Altered: Tuesday, January 11, 2022 20:21:00 Pacific Standard Time
Printed: Thursday, January 13, 2022 14:33:45 Pacific Standard Time

ID: L36271-3,,, Name: FC2L_008S29, Description: 1,WG79609,2/4000uL, Date: 11-Jan-2022, Time: 03:20:47

13C2-PFHxA

FC2L_008S29 Smooth(SG,3x1) F2:MRM of 24 channels,ES-
1,WG79609,2/4000uL L36271-3,, 315.083 > 269.984
9.566e+005

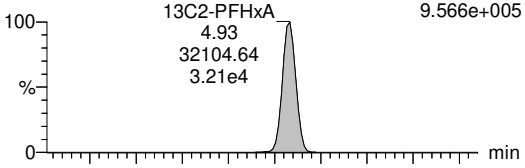

FC2L_008S29 Smooth(SG,3x1) F2:MRM of 24 channels,ES-
1,WG79609,2/4000uL L36271-3,, 315.083 > 119.359
3.574e+004

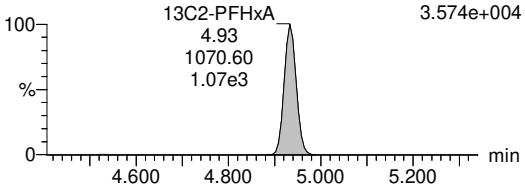

13C4-PFOA

FC2L_008S29 Smooth(SG,3x1) F3:MRM of 12 channels,ES-
1,WG79609,2/4000uL L36271-3,, 417.083 > 171.95
1.485e+005

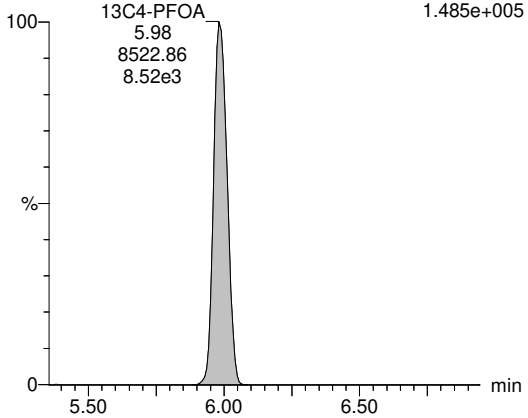

13C5-PFNA

FC2L_008S29 Smooth(SG,3x1) F4:MRM of 7 channels,ES-
1,WG79609,2/4000uL L36271-3,, 468.019 > 423.008
2.295e+005

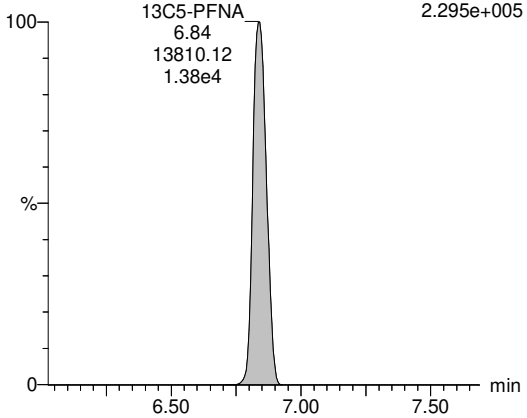

13C2-PFDA

FC2L_008S29 Smooth(SG,3x1) F5:MRM of 15 channels,ES-
1,WG79609,2/4000uL L36271-3,, 515.134 > 470.05
3.425e+005

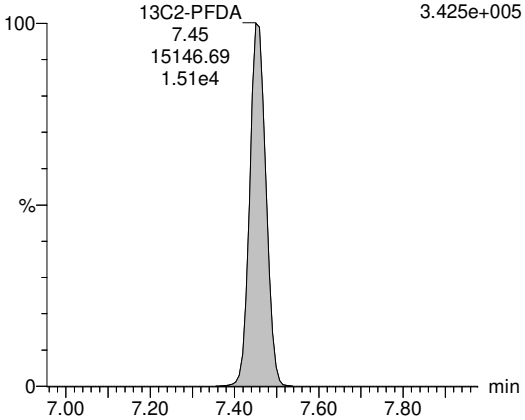

18O2-PFHxS

FC2L_008S29 Smooth(SG,3x1) F3:MRM of 12 channels,ES-
1,WG79609,2/4000uL L36271-3,, 402.984 > 83.895
2.803e+005

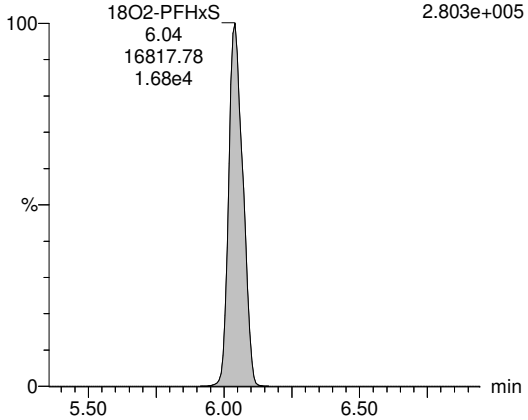

13C4-PFOS

FC2L_008S29 Smooth(SG,3x1) F5:MRM of 15 channels,ES-
1,WG79609,2/4000uL L36271-3,, 502.791 > 79.856
4.096e+005

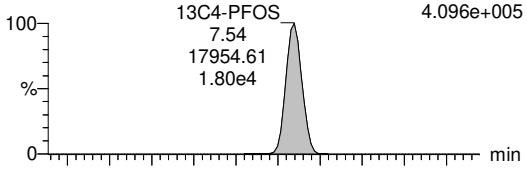

FC2L_008S29 Smooth(SG,3x1) F5:MRM of 15 channels,ES-
1,WG79609,2/4000uL L36271-3,, 502.791 > 98.864
1.917e+005

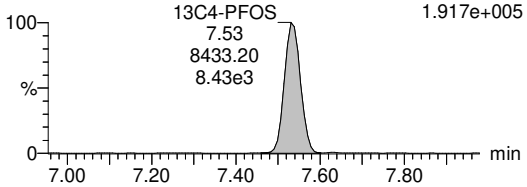

PV by TCH, SV by BRA 13-Jan-22, Conc. & LOD unit = ng for Inst QC, ng/mL for SPM, ng/L for samples

Quantify Sample Report **MassLynx MassLynx V4.1 SCN909**
SGS Axys Analytical Services, Ltd.

Dataset: G:\Masslynx\Inst_L\PFAS\quanfile\FC2L_008-b.qld

Last Altered: Tuesday, January 11, 2022 20:21:00 Pacific Standard Time
Printed: Thursday, January 13, 2022 14:33:45 Pacific Standard Time

ID: L36271-3,,, Name: FC2L_008S29, Description: 1,WG79609,2/4000uL, Date: 11-Jan-2022, Time: 03:20:47

13C2-D4-6:2 FTS

FC2L_008S29 Smooth(SG,3x1) F12:MRM of 6 channels,ES-
1,WG79609,2/4000uL L36271-3,, 432.904 > 81.901
4.010e+005



FC2L_008S29 Smooth(SG,3x1) F12:MRM of 6 channels,ES-
1,WG79609,2/4000uL L36271-3,, 432.904 > 411.943
1.508e+005



PV by TCH, SV by BRA 13-Jan-22, Conc. & LOD unit = ng for Inst QC, ng/mL for SPM, ng/L for samples

Quantify Sample Report **MassLynx MassLynx V4.1 SCN909**
SGS Axys Analytical Services, Ltd.

Dataset: G:\Masslynx\Inst_L\PFAS\quanfile\FC2L_008-b.qld

Last Altered: Tuesday, January 11, 2022 20:21:00 Pacific Standard Time
Printed: Thursday, January 13, 2022 14:33:45 Pacific Standard Time

ID: L36271-3,,, Name: FC2L_008S29, Description: 1,WG79609,2/4000uL, Date: 11-Jan-2022, Time: 03:20:47

#	IS#	Name	RT	Area	Confirm. Ion Area	IS Area	Std. Conc	Conc.	LOD	%Rec	Ratio (Pr...	Ratio	Ratio Fail(Y...	S/N	Noi...	IS Height	Samp. size	F2	Fla...
1	84	PFBA	1.56	7422		130788		4.565	0.1627					84	1278	1896482	0.496	1.0	MM
2	85	PFPeA	4.27	17919		45578		13.126	0.1610					219	2013	1252419	0.496	1.0	bb
3	86	PFHxA	4.93	7593	1791	21290		6.777	0.1702		4.85	4.24	NO	112	1931	646771	0.496	1.0	MM
4	87	PFHpA	5.37	7607	3689	26590		5.262	0.0748		2.16	2.06	NO	216	941	693986	0.496	1.0	bb
5	88	PFOA-I	5.98	6666	3469	26297		3.494	0.1475		1.96	1.92	NO	71	1711	479608	0.496	1.0	MM
6	88	PFOA-II				26297			0.1475		0.00				1711	479608	0.496	1.0	
7	88	PFOA-III				26297			0.1475		0.00				1711	479608	0.496	1.0	
8	88	PFOA-IV				26297			0.1475		0.00				1711	479608	0.496	1.0	
9		PFOA-SUM		6666		26297		3.494	0.1475						1711	479608	0.496	1.0	
10	88	PFOA	5.98	6891	3469	26297		3.612	0.1475		1.96	1.99	NO	71	1711	479608	0.496	1.0	bb
11	89	PFNA-I	6.84	1200	447	13376		0.883	0.1169		2.85	2.69	NO	22	963	243306	0.496	1.0	MM
12	89	PFNA-II				13376			0.1169		0.00				963	243306	0.496	1.0	
13	89	PFNA-III				13376			0.1169		0.00				963	243306	0.496	1.0	
14		PFNA-SUM		1200		13376		0.883	0.1169						963	243306	0.496	1.0	
15	89	PFNA	6.84	1237	447	13376		0.911	0.1169		2.85	2.77	NO	22	963	243306	0.496	1.0	bd
16	90	PFDA	7.46	602	120	13585		0.533	0.1182		3.07	4.99	YES	12	1032	315563	0.496	1.0	MM
17	91	PFUnA	7.80	126	7	14915		0.112	0.0715		4.31	17.92	YES	3	724	401419	0.496	1.0	MM
18	92	PFDoA	8.08	141	3	11370		0.116	0.0488		7.42	47.10	YES	4	538	310968	0.496	1.0	MM
19	M...	PFTrDA	8.31	51	2	9801		0.062	0.0693		3.08	29.91	YES	3	440	238930	0.496	1.0	MM
20	93	PFTeDA				8232			0.1952		2.82				804	166891	0.496	1.0	
21	94	PFBS	4.86	1406	371	20069		1.226	0.1067		2.59	3.79	NO	32	1140	561053	0.496	1.0	MM
22	95	PFPeS	5.38	133	75	17422		0.156	0.0822		2.24	1.78	NO	7	385	287461	0.496	1.0	MM
23	95	PFHxS-I	6.04	1438	559	17422		1.417	0.0544		2.37	2.58	NO	77	304	287461	0.496	1.0	MM
24	95	PFHxS-II	5.85	168	56	17422		0.165	0.0544		3.26	3.00	NO	11	304	287461	0.496	1.0	dd
25	95	PFHxS-III	5.78	66	46	17422		0.065	0.0544		2.72	1.44	NO	4	304	287461	0.496	1.0	dd
26		PFHxS-SUM		1671		17422		1.647	0.1633						304	287461	0.496	1.0	
27	95	PFHxS	6.04	1471	609	17422		1.450	0.0544		2.40	2.42	NO	78	304	287461	0.496	1.0	db
28	96	PFHpS	6.93	34	17	15600		0.041	0.0206		2.12	2.01	NO	9	130	350306	0.496	1.0	MM
29	96	PFOS-I	7.54	3203	1369	15600		3.334	0.0345		2.42	2.34	NO	291	248	350306	0.496	1.0	db
30	96	PFOS-II	7.40	364	123	15600		0.379	0.0345		2.75	2.97	NO	32	248	350306	0.496	1.0	dd
31	96	PFOS-III	7.34	607	79	15600		0.632	0.0345		8.19	7.65	NO	45	248	350306	0.496	1.0	bd
32	96	PFOS-IV	7.14	10		15600		0.011	0.0345		2.14			1	248	350306	0.496	1.0	MM
33		PFOS-SUM		4185		15600		4.356	0.1381						248	350306	0.496	1.0	
34	96	PFOS	7.54	3203	1388	15600		3.334	0.0345		2.54	2.31	NO	291	248	350306	0.496	1.0	db
35	96	PFNS	7.88	2	16	15600		0.002	0.0031		2.36	0.10	YES	3	21	350306	0.496	1.0	MM

PV by TCH, SV by BRA 13-Jan-22, Conc. & LOD unit = ng for Inst QC, ng/mL for SPM, ng/L for samples

Quantify Sample Report **MassLynx MassLynx V4.1 SCN909**
SGS Axys Analytical Services, Ltd.

Dataset: G:\Masslynx\Inst_L\PFAS\quanfile\FC2L_008-b.qld

Last Altered: Tuesday, January 11, 2022 20:21:00 Pacific Standard Time
Printed: Thursday, January 13, 2022 14:33:45 Pacific Standard Time

ID: L36271-3,,, Name: FC2L_008S29, Description: 1,WG79609,2/4000uL, Date: 11-Jan-2022, Time: 03:20:47

#	IS#	Name	RT	Area	Confirm. Ion Area	IS Area	Std. Conc	Conc.	LOD	%Rec	Ratio (Pr...	Ratio	Ratio Fail(Y...	S/N	Noi...	IS Height	Samp. size	F2	Fla...
36	96	PFDS				15600			0.0028		2.36				18	350306	0.496	1.0	
37	96	PFDoS				15600			0.0015		2.24				8	350306	0.496	1.0	
38	97	4:2 FTS	4.80	6	48	18967		0.028	0.0190		0.43	0.13	YES	4	42	563358	0.496	1.0	dd
39	98	6:2 FTS	5.74	210	551	15901		1.031	0.0092		0.44	0.38	NO	310	12	316424	0.496	1.0	MM
40	99	8:2 FTS	7.25	10	11	23214		0.068	0.0195		0.57	0.96	YES	14	21	488446	0.496	1.0	bd
41	100	PFOSA-I	8.72	134		29509		0.092	0.0016					167	15	571070	0.496	1.0	MM
42	100	PFOSA-II	8.57	4		29509		0.002	0.0016					4	15	571070	0.496	1.0	MM
43		PFOSA-SUM		137		29509		0.095	0.0033						15	571070	0.496	1.0	
44	100	PFOSA	8.72	130		29509		0.089	0.0016					165	15	571070	0.496	1.0	bb
45	101	N-MeFOSA-I	10.13	2	6	2967		0.010	0.0115		0.55	0.26	YES	2	19	88573	0.496	1.0	MM
46	101	N-MeFOSA-II	10.00	7	15	2967		0.044	0.0115		1.14	0.50	YES	9	19	88573	0.496	1.0	MM
47		N-MeFOSA-SUM		9		2967		0.054	0.0230						19	88573	0.496	1.0	
48	101	N-MeFOSA	10.00	7	5	2967		0.043	0.0115		0.53	1.41	YES	9	19	88573	0.496	1.0	bb
49	102	N-EtFOSA-I	10.41	1	10	2667		0.006	0.0080		0.55	0.10	YES	3	13	80114	0.496	1.0	MM
50	102	N-EtFOSA-II	10.30	10	9	2667		0.064	0.0080		1.28	1.17	NO	26	13	80114	0.496	1.0	MM
51		N-EtFOSA-SUM		11		2667		0.070	0.0159						13	80114	0.496	1.0	
52	102	N-EtFOSA	10.30	9	6	2667		0.059	0.0080		0.53	1.51	YES	26	13	80114	0.496	1.0	bb
53	103	MeFOSAA-I	7.53	1	6	10141		0.007	0.0083		2.01	0.25	YES	2	14	235815	0.496	1.0	MM
54	103	MeFOSAA-II				10141			0.0083		1.84				14	235815	0.496	1.0	
55	103	MeFOSAA-III				10141			0.0083		0.29				14	235815	0.496	1.0	
56		MeFOSAA-SUM		1		10141		0.007	0.0083						14	235815	0.496	1.0	
57	103	MeFOSAA				10141			0.0083		1.87				14	235815	0.496	1.0	
58	104	EtFOSAA-I				9451			0.0194		1.24				30	248888	0.496	1.0	
59	104	EtFOSAA-II				9451			0.0194		0.34				30	248888	0.496	1.0	
60	104	EtFOSAA-III				9451			0.0194		0.63				30	248888	0.496	1.0	
61		EtFOSAA-SUM		0		9451									30	248888	0.496	1.0	
62	104	EtFOSAA				9451			0.0194		1.09				30	248888	0.496	1.0	
63	105	N-MeFOSE-I	10.01	91		200112		0.083	0.0275					9	280	5605557	0.496	1.0	MM
64	105	N-MeFOSE-II				200112			0.0275						280	5605557	0.496	1.0	
65	105	N-MeFOSE-III				200112			0.0275						280	5605557	0.496	1.0	
66		N-MeFOSE-SUM		91		200112		0.083	0.0275						280	5605557	0.496	1.0	
67	105	N-MeFOSE				200112			0.0275						280	5605557	0.496	1.0	
68	106	N-EtFOSE-I	10.30	155		201955		0.130	0.0431					9	509	6007054	0.496	1.0	MM
69	106	N-EtFOSE-II				201955			0.0431						509	6007054	0.496	1.0	
70	106	N-EtFOSE-III				201955			0.0431						509	6007054	0.496	1.0	

PV by TCH, SV by BRA 13-Jan-22, Conc. & LOD unit = ng for Inst QC, ng/mL for SPM, ng/L for samples

Quantify Sample Report **MassLynx MassLynx V4.1 SCN909**
SGS Axys Analytical Services, Ltd.

Dataset: G:\Masslynx\Inst_L\PFAS\quanfile\FC2L_008-b.qld

Last Altered: Tuesday, January 11, 2022 20:21:00 Pacific Standard Time
Printed: Thursday, January 13, 2022 14:33:45 Pacific Standard Time

ID: L36271-3,,, Name: FC2L_008S29, Description: 1,WG79609,2/4000uL, Date: 11-Jan-2022, Time: 03:20:47

#	IS#	Name	RT	Area	Confirm. Ion Area	IS Area	Std. Conc	Conc.	LOD	%Rec	Ratio (Pr...	Ratio	Ratio Fail(Y...	S/N	Noi...	IS Height	Samp. size	F2	Fla...
71		N-EtFOSE-SUM		155		201955		0.130	0.0431						509	6007054	0.496	1.0	
72	106	N-EtFOSE	10.30	142		201955		0.119	0.0431					8	509	6007054	0.496	1.0	bb
73	107	HFPO-DA				30086			0.0132		2.87				50	837989	0.496	1.0	
74	107	ADONA				30086			0.0016		1.08				38	837989	0.496	1.0	
75	107	9Cl-PF3ONS				30086			0.0018		3.20				13	837989	0.496	1.0	
76	107	11Cl-PF3OUdS				30086			0.0109		3.13				41	837989	0.496	1.0	
77	85	3:3 FTCA	3.54	8	5	45578		0.080	0.1709		1.75	1.61	NO	3	147	1252419	0.496	1.0	MM
78	86	5:3 FTCA				21290			0.1624		1.20				299	646771	0.496	1.0	
79	86	7:3 FTCA				21290			0.2389		0.71				256	646771	0.496	1.0	
80	86	PFEESA				21290			0.0130		9.28				439	646771	0.496	1.0	
81	85	PFMPA	2.58	16		45578		0.008	0.0220					2	417	1252419	0.496	1.0	MM
82	85	PFMBA	4.55	25		45578		0.009	0.0048					4	121	1252419	0.496	1.0	MM
83	86	NFDHA				21290			0.2375		0.94				110	646771	0.496	1.0	
84	108	13C4-PFBA	1.56	130788		62074	40.000	74.436	0.0112	92.2				197...	96	906627	0.496	1.0	MM
85	109	13C5-PFPeA	4.27	45578		32105	20.000	34.840	0.1247	86.4				773	1619	956415	0.496	1.0	MM
86	109	13C5-PFHxA	4.93	21290	915	32105	10.000	19.129	0.0100	94.8	23.32	23.26	NO	5832	111	956415	0.496	1.0	bb
87	110	13C4-PFHpA	5.37	26590		8523	10.000	18.978	0.0086	94.1				9964	70	148442	0.496	1.0	bb
88	110	13C8-PFOA	5.98	26297		8523	10.000	16.699	0.0010	82.8				546...	9	148442	0.496	1.0	bb
89	111	13C9-PFNA	6.84	13376		13810	5.000	8.516	0.0027	84.4				101...	24	229460	0.496	1.0	bd
90	112	13C6-PFDA	7.45	13585		15147	5.000	8.990	0.0019	89.1				148...	21	342452	0.496	1.0	bb
91	112	13C7-PFUnA	7.81	14915		15147	5.000	9.095	0.0025	90.2				131...	30	342452	0.496	1.0	bd
92	112	13C2-PFDoA	8.07	11370		15147	5.000	8.054	0.0051	79.8				5708	54	342452	0.496	1.0	bb
93	112	13C2-PFTeDA	8.65	8232		15147	5.000	6.649	0.0050	65.9				3562	47	342452	0.496	1.0	bb
94	113	13C3-PFBS	4.86	20069	7770	16818	10.030	19.360	0.0637	95.7	2.73	2.58	NO	1529	367	280307	0.496	1.0	bb
95	113	13C3-PFHxS	6.04	17422	7667	16818	10.015	18.423	0.0100	91.2	2.38	2.27	NO	5464	53	280307	0.496	1.0	bb
96	114	13C8-PFOS	7.54	15600	7441	17955	10.062	19.300	0.0036	95.1	2.33	2.10	NO	158...	22	409483	0.496	1.0	bb
97	115	13C2-4:2 FTS	4.82	18967	9726	19770	20.168	35.357	0.1708	86.9	1.62	1.95	NO	910	619	400788	0.496	1.0	bb
98	115	13C2-6:2 FTS	5.74	15901	7309	19770	19.998	35.723	0.0244	88.5	1.88	2.18	NO	4303	74	400788	0.496	1.0	bb
99	115	13C2-8:2 FTS	7.26	23214	6721	19770	20.040	32.962	0.0025	81.5	3.76	3.45	NO	403...	12	400788	0.496	1.0	bb
1...	114	13C8-PFOSA	8.72	29509		17955	10.000	18.246	0.0024	90.4				193...	30	409483	0.496	1.0	bb
1...	114	D3-N-MeFOSA	10.12	2967		17955	10.000	11.977	0.0561	59.4				839	106	409483	0.496	1.0	bb
1...	114	D5-N-EtFOSA	10.40	2667		17955	10.000	10.743	0.0283	53.3				1502	53	409483	0.496	1.0	bb
1...	115	D3-MeFOSAA	7.53	10141		19770	20.000	21.669	0.0627	53.7				1190	198	400788	0.496	1.0	bb
1...	115	D5-EtFOSAA	7.68	9451		19770	20.000	24.602	0.0086	61.0				1111	22	400788	0.496	1.0	bb
1...	114	D7-N-MeFOSE	9.99	200112		17955	100.000	121.466	0.0293	60.2				152...	367	409483	0.496	1.0	bb

PV by TCH, SV by BRA 13-Jan-22, Conc. & LOD unit = ng for Inst QC, ng/mL for SPM, ng/L for samples

Quantify Sample Report **MassLynx MassLynx V4.1 SCN909**
SGS Axys Analytical Services, Ltd.

Dataset: G:\Masslynx\Inst_L\PFAS\quanfile\FC2L_008-b.qld

Last Altered: Tuesday, January 11, 2022 20:21:00 Pacific Standard Time
Printed: Thursday, January 13, 2022 14:33:45 Pacific Standard Time

ID: L36271-3,,, Name: FC2L_008S29, Description: 1,WG79609,2/4000uL, Date: 11-Jan-2022, Time: 03:20:47

#	IS#	Name	RT	Area	Confirm. Ion Area	IS Area	Std. Conc	Conc.	LOD	%Rec	Ratio (Pr...	Ratio	Ratio Fail(Y...	S/N	Noi...	IS Height	Samp. size	F2	Fla...
1...	114	D9-N-EtFOSE	10.28	201955		17955	100.000	94.768	0.0284	47.0				130...	459	409483	0.496	1.0	bb
1...	109	13C3-HFPO-DA	5.08	30086	12947	32105	40.000	57.939	0.0030	71.8	2.64	2.32	NO	544...	15	956415	0.496	1.0	bb
1...		13C3-PFBA	1.56	62074			20.000	25.437	0.0133	63.0				5736	158		0.496	1.0	bb
1...		13C2-PFHxA	4.93	32105	1071		10.000	11.852	0.0041	58.8	35.50	29.99	NO	8641	111		0.496	1.0	bb
110		13C4-PFOA	5.98	8523			10.000	13.095	0.0031	64.9				125...	12		0.496	1.0	bb
111		13C5-PFNA	6.84	13810			5.000	6.022	0.0045	59.7				4008	57		0.496	1.0	bb
112		13C2-PFDA	7.45	15147			5.000	5.919	0.0008	58.7				236...	14		0.496	1.0	bb
113		18O2-PFHxS	6.04	16818			10.050	11.931	0.0043	58.9				8334	34		0.496	1.0	bb
114		13C4-PFOS	7.54	17955	8433		10.150	11.732	0.0073	57.3	2.17	2.13	NO	4822	85		0.496	1.0	bb
115		13C2-D4-6:2 F...	5.73	19770	7109		20.000	62.192	0.0059	154.1	2.50	2.78	NO	314...	13		0.496	1.0	bb

PV by TCH, SV by BRA 13-Jan-22, Conc. & LOD unit = ng for Inst QC, ng/mL for SPM, ng/L for samples

Quantify Sample Report **MassLynx MassLynx V4.1 SCN909**
SGS Axys Analytical Services, Ltd.

Dataset: G:\Masslynx\Inst_L\PFAS\quanfile\FC2L_009-b.qld

Last Altered: Wednesday, January 12, 2022 10:02:34 Pacific Standard Time
Printed: Friday, January 14, 2022 10:14:07 Pacific Standard Time

ID: L36271-3,i,, Name: FC2L_009S28, Description: 1,WG79609,2/4000uL, Date: 11-Jan-2022, Time: 18:16:09

PFBA

FC2L_009S28 Smooth(SG,3x1) F1:MRM of 3 channels,ES-
1,WG79609,2/4000uL L36271-3,i, 212.763 > 168.903
1.341e+005

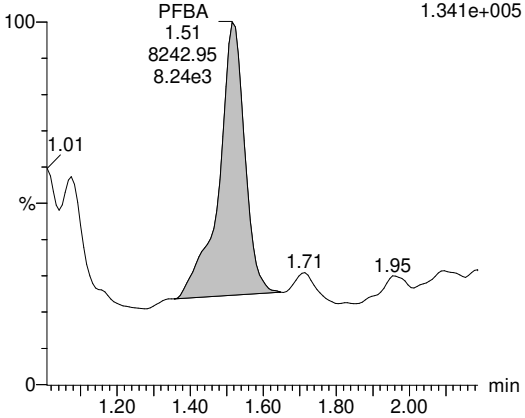

PFPeA

FC2L_009S28 Smooth(SG,3x1) F14:MRM of 8 channels,ES-
1,WG79609,2/4000uL L36271-3,i, 262.951 > 218.996
4.859e+005

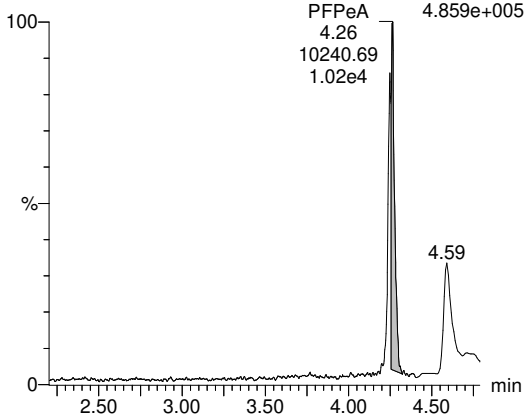

PFHxA

FC2L_009S28 Smooth(SG,3x1) F2:MRM of 24 channels,ES-
1,WG79609,2/4000uL L36271-3,i, 313.012 > 269.017
3.026e+005

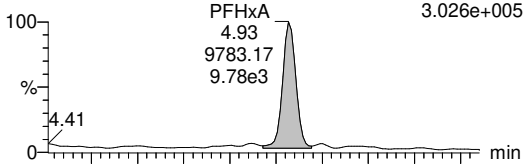

FC2L_009S28 Smooth(SG,3x1) F2:MRM of 24 channels,ES-
1,WG79609,2/4000uL L36271-3,i, 313.012 > 118.918
7.406e+004

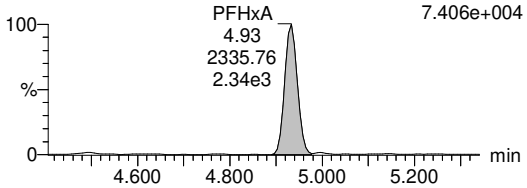

PFHpA

FC2L_009S28 Smooth(SG,3x1) F13:MRM of 7 channels,ES-
1,WG79609,2/4000uL L36271-3,i, 363.073 > 319.025
2.486e+005

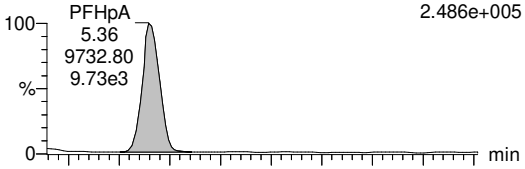

FC2L_009S28 Smooth(SG,3x1) F13:MRM of 7 channels,ES-
1,WG79609,2/4000uL L36271-3,i, 363.073 > 168.962
1.106e+005

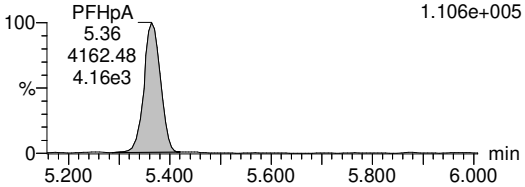

PFOA-I

FC2L_009S28 Smooth(SG,3x1) F3:MRM of 12 channels,ES-
1,WG79609,2/4000uL L36271-3,i, 413.006 > 369.03
1.474e+005

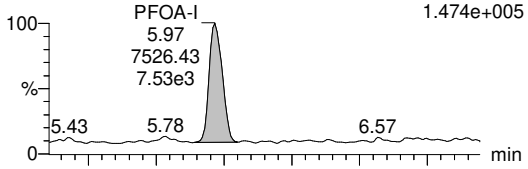

FC2L_009S28 Smooth(SG,3x1) F3:MRM of 12 channels,ES-
1,WG79609,2/4000uL L36271-3,i, 413.006 > 168.963
6.554e+004

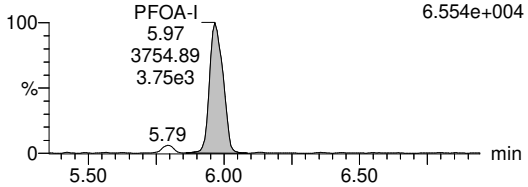

PFOA-II

FC2L_009S28 Smooth(SG,3x1) F3:MRM of 12 channels,ES-
1,WG79609,2/4000uL L36271-3,i, 413.006 > 369.03
1.474e+005

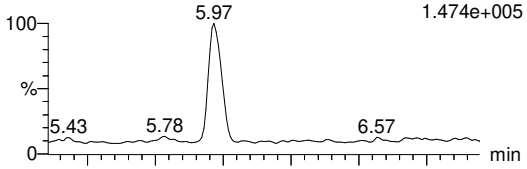

FC2L_009S28 Smooth(SG,3x1) F3:MRM of 12 channels,ES-
1,WG79609,2/4000uL L36271-3,i, 413.006 > 168.963
6.554e+004

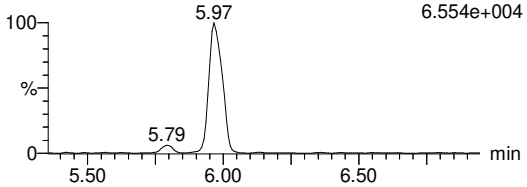

PV by TCH, SV by BRA 14-Jan-22, Conc. & LOD unit = ng for Inst QC, ng/mL for SPM, ng/L for samples

Quantify Sample Report **MassLynx MassLynx V4.1 SCN909**
SGS Axys Analytical Services, Ltd.

Dataset: G:\Masslynx\Inst_L\PFAS\quanfile\FC2L_009-b.qld

Last Altered: Wednesday, January 12, 2022 10:02:34 Pacific Standard Time
Printed: Friday, January 14, 2022 10:14:07 Pacific Standard Time

ID: L36271-3,i,, Name: FC2L_009S28, Description: 1,WG79609,2/4000uL, Date: 11-Jan-2022, Time: 18:16:09

PFOA-III

FC2L_009S28 Smooth(SG,3x1) F3:MRM of 12 channels,ES-
1,WG79609,2/4000uL L36271-3,i, 413.006 > 369.03
1.474e+005

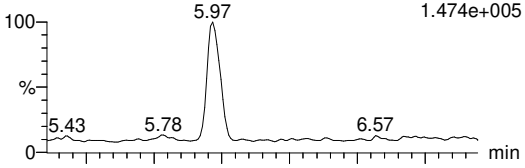

FC2L_009S28 Smooth(SG,3x1) F3:MRM of 12 channels,ES-
1,WG79609,2/4000uL L36271-3,i, 413.006 > 168.963
6.554e+004

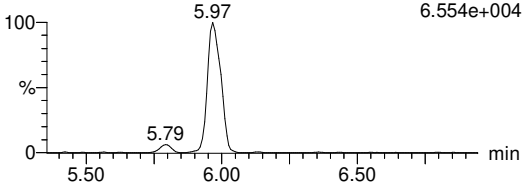

PFOA-IV

FC2L_009S28 Smooth(SG,3x1) F3:MRM of 12 channels,ES-
1,WG79609,2/4000uL L36271-3,i, 413.006 > 369.03
1.474e+005

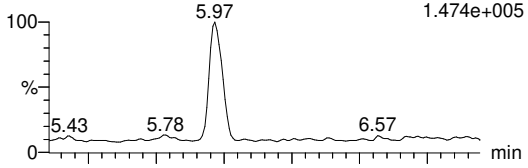

FC2L_009S28 Smooth(SG,3x1) F3:MRM of 12 channels,ES-
1,WG79609,2/4000uL L36271-3,i, 413.006 > 168.963
6.554e+004

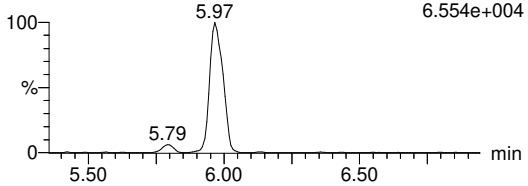

PFOA-SUM

FC2L_009S28 Smooth(SG,3x1) F3:MRM of 12 channels,ES-
1,WG79609,2/4000uL L36271-3,i, 413.006 > 369.03
1.474e+005

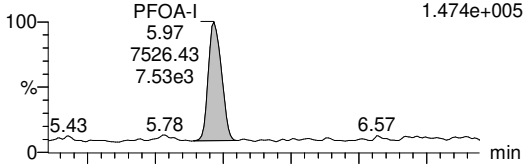

FC2L_009S28 Smooth(SG,3x1) F3:MRM of 12 channels,ES-
1,WG79609,2/4000uL L36271-3,i, 413.006 > 168.963
6.554e+004

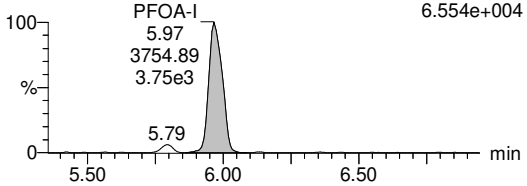

PFOA

FC2L_009S28 Smooth(SG,3x1) F3:MRM of 12 channels,ES-
1,WG79609,2/4000uL L36271-3,i, 413.006 > 369.03
1.474e+005

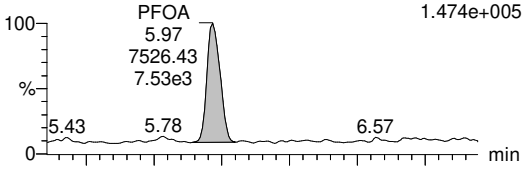

FC2L_009S28 Smooth(SG,3x1) F3:MRM of 12 channels,ES-
1,WG79609,2/4000uL L36271-3,i, 413.006 > 168.963
6.554e+004

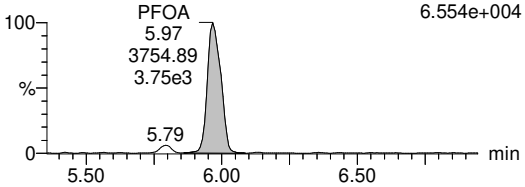

PFNA-I

FC2L_009S28 Smooth(SG,3x1) F4:MRM of 7 channels,ES-
1,WG79609,2/4000uL L36271-3,i, 463.002 > 418.97
3.144e+004

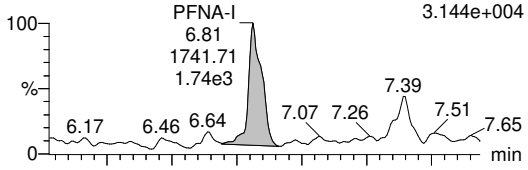

FC2L_009S28 Smooth(SG,3x1) F4:MRM of 7 channels,ES-
1,WG79609,2/4000uL L36271-3,i, 463.002 > 218.968
8.986e+003

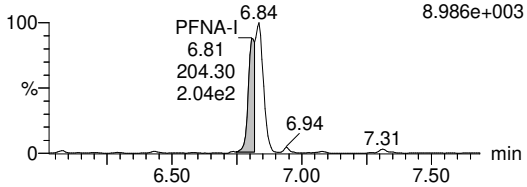

PFNA-II

FC2L_009S28 Smooth(SG,3x1) F4:MRM of 7 channels,ES-
1,WG79609,2/4000uL L36271-3,i, 463.002 > 418.97
3.144e+004

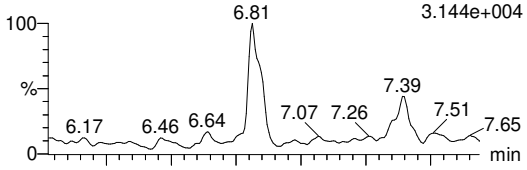

FC2L_009S28 Smooth(SG,3x1) F4:MRM of 7 channels,ES-
1,WG79609,2/4000uL L36271-3,i, 463.002 > 218.968
8.986e+003

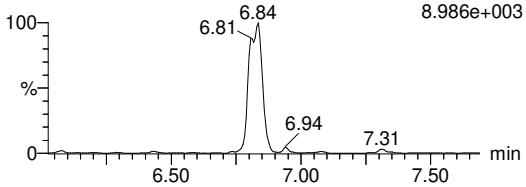

PV by TCH, SV by BRA 14-Jan-22, Conc. & LOD unit = ng for Inst QC, ng/mL for SPM, ng/L for samples

Quantify Sample Report **MassLynx MassLynx V4.1 SCN909**
SGS Axys Analytical Services, Ltd.

Dataset: G:\Masslynx\Inst_L\PFAS\quanfile\FC2L_009-b.qld

Last Altered: Wednesday, January 12, 2022 10:02:34 Pacific Standard Time
Printed: Friday, January 14, 2022 10:14:07 Pacific Standard Time

ID: L36271-3,i,, Name: FC2L_009S28, Description: 1,WG79609,2/4000uL, Date: 11-Jan-2022, Time: 18:16:09

PFNA-III

FC2L_009S28 Smooth(SG,3x1) F4:MRM of 7 channels,ES-
1,WG79609,2/4000uL L36271-3,i, 463.002 > 418.97
3.144e+004

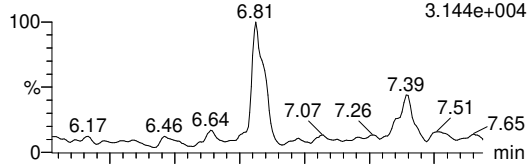

FC2L_009S28 Smooth(SG,3x1) F4:MRM of 7 channels,ES-
1,WG79609,2/4000uL L36271-3,i, 463.002 > 218.968
8.986e+003

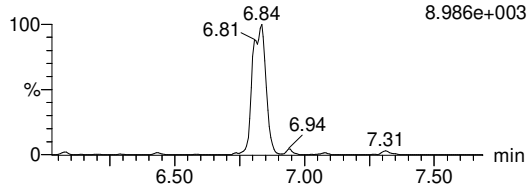

PFNA-SUM

FC2L_009S28 Smooth(SG,3x1) F4:MRM of 7 channels,ES-
1,WG79609,2/4000uL L36271-3,i, 463.002 > 418.97
3.144e+004

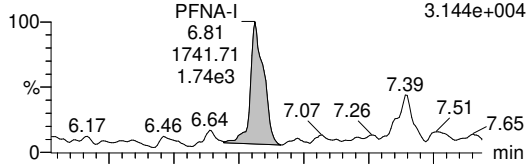

FC2L_009S28 Smooth(SG,3x1) F4:MRM of 7 channels,ES-
1,WG79609,2/4000uL L36271-3,i, 463.002 > 218.968
8.986e+003

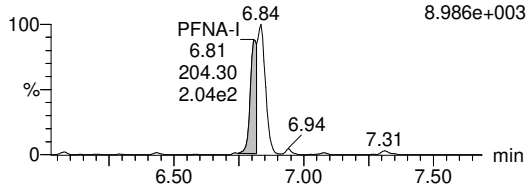

PFNA

FC2L_009S28 Smooth(SG,3x1) F4:MRM of 7 channels,ES-
1,WG79609,2/4000uL L36271-3,i, 463.002 > 418.97
3.144e+004

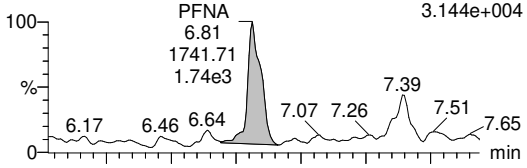

FC2L_009S28 Smooth(SG,3x1) F4:MRM of 7 channels,ES-
1,WG79609,2/4000uL L36271-3,i, 463.002 > 218.968
8.986e+003

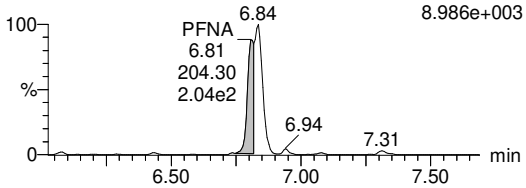

PFDA

FC2L_009S28 Smooth(SG,3x1) F5:MRM of 15 channels,ES-
1,WG79609,2/4000uL L36271-3,i, 512.935 > 469.021
1.569e+004

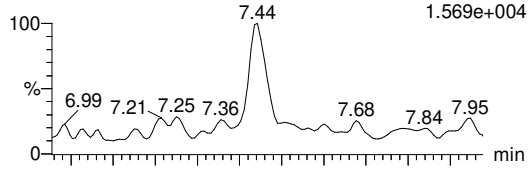

FC2L_009S28 Smooth(SG,3x1) F5:MRM of 15 channels,ES-
1,WG79609,2/4000uL L36271-3,i, 512.935 > 218.972
3.562e+003

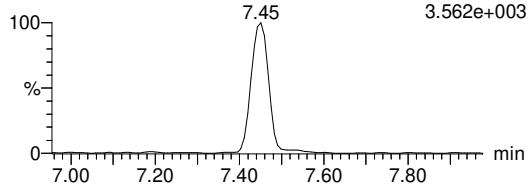

PFUnA

FC2L_009S28 Smooth(SG,3x1) F9:MRM of 5 channels,ES-
1,WG79609,2/4000uL L36271-3,i, 563.124 > 519.003
8.179e+003

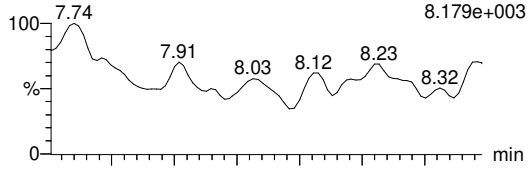

FC2L_009S28 Smooth(SG,3x1) F9:MRM of 5 channels,ES-
1,WG79609,2/4000uL L36271-3,i, 563.124 > 269.051
1.852e+002

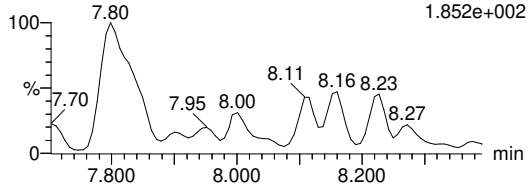

PFDoA

F11:MRM of 11 channels,ES-
613.057 > 569.045
6.013e+003

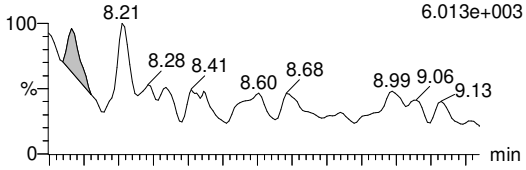

F11:MRM of 11 channels,ES-
613.057 > 318.996
1.247e+002

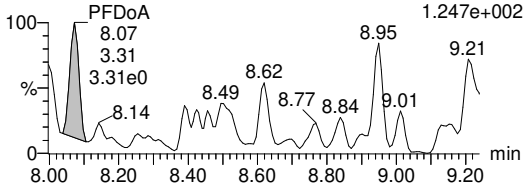

PV by TCH, SV by BRA 14-Jan-22, Conc. & LOD unit = ng for Inst QC, ng/mL for SPM, ng/L for samples

Quantify Sample Report **MassLynx MassLynx V4.1 SCN909**
SGS Axys Analytical Services, Ltd.

Dataset: G:\Masslynx\Inst_L\PFAS\quanfile\FC2L_009-b.qld

Last Altered: Wednesday, January 12, 2022 10:02:34 Pacific Standard Time
Printed: Friday, January 14, 2022 10:14:07 Pacific Standard Time

ID: L36271-3,i,, Name: FC2L_009S28, Description: 1,WG79609,2/4000uL, Date: 11-Jan-2022, Time: 18:16:09

PFTrDA

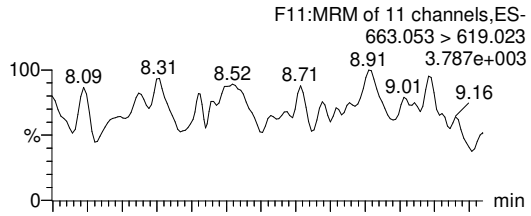

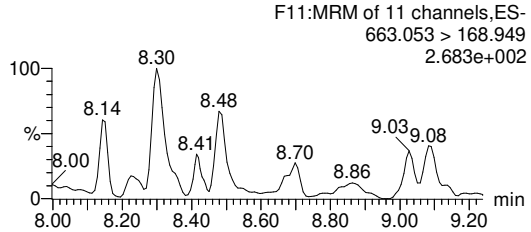

PFTeDA

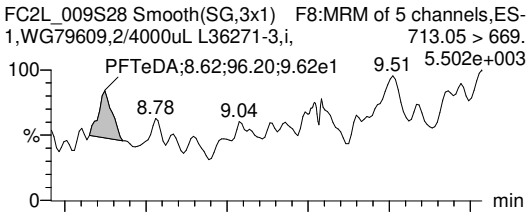

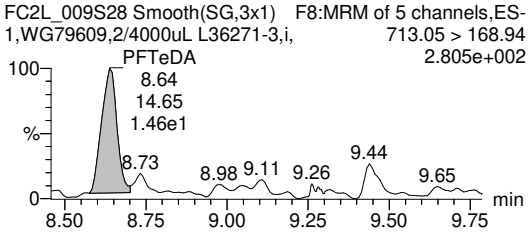

PFBS

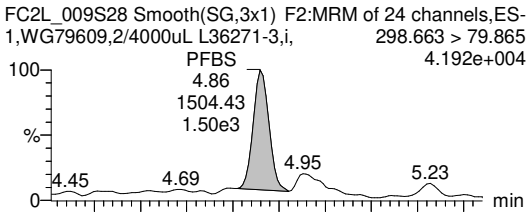

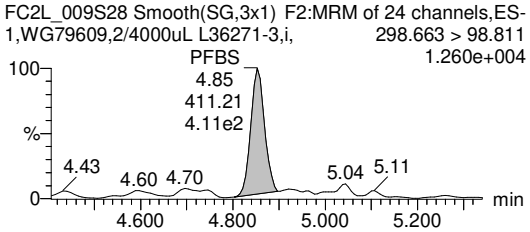

PFPeS

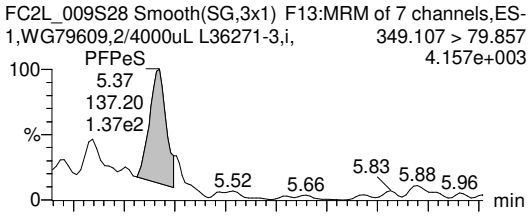

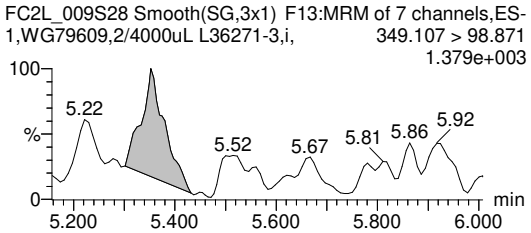

PFHxS-I

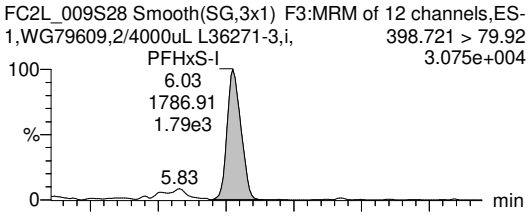

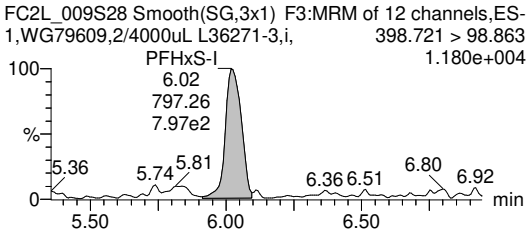

PFHxS-II

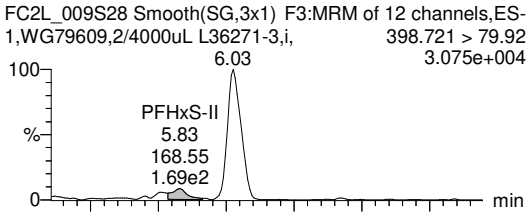

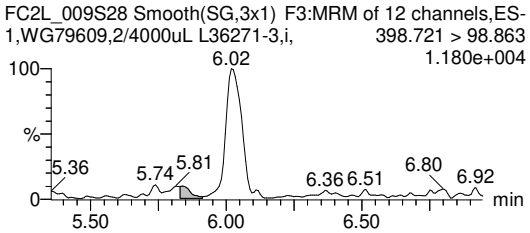

PV by TCH, SV by BRA 14-Jan-22, Conc. & LOD unit = ng for Inst QC, ng/mL for SPM, ng/L for samples

Quantify Sample Report **MassLynx MassLynx V4.1 SCN909**
SGS Axys Analytical Services, Ltd.

Dataset: G:\Masslynx\Inst_L\PFAS\quanfile\FC2L_009-b.qld

Last Altered: Wednesday, January 12, 2022 10:02:34 Pacific Standard Time
Printed: Friday, January 14, 2022 10:14:07 Pacific Standard Time

ID: L36271-3,i,, Name: FC2L_009S28, Description: 1,WG79609,2/4000uL, Date: 11-Jan-2022, Time: 18:16:09

PFHxS-III

FC2L_009S28 Smooth(SG,3x1) F3:MRM of 12 channels,ES-
1,WG79609,2/4000uL L36271-3,i, 398.721 > 79.92
3.075e+004

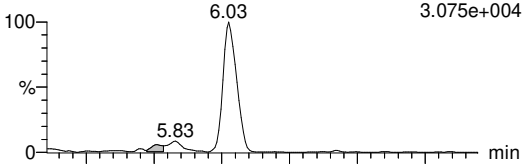

FC2L_009S28 Smooth(SG,3x1) F3:MRM of 12 channels,ES-
1,WG79609,2/4000uL L36271-3,i, 398.721 > 98.863
1.180e+004

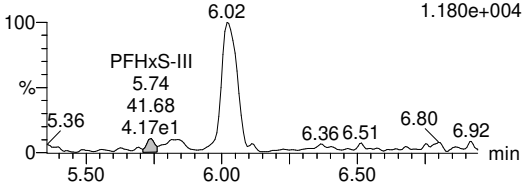

PFHxS-SUM

FC2L_009S28 Smooth(SG,3x1) F3:MRM of 12 channels,ES-
1,WG79609,2/4000uL L36271-3,i, 398.721 > 79.92
3.075e+004

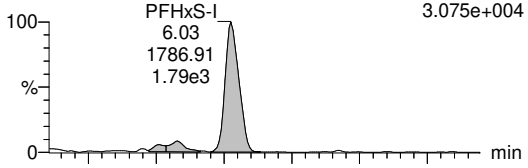

FC2L_009S28 Smooth(SG,3x1) F3:MRM of 12 channels,ES-
1,WG79609,2/4000uL L36271-3,i, 398.721 > 98.863
1.180e+004

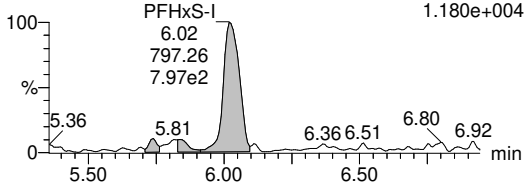

PFHxS

FC2L_009S28 Smooth(SG,3x1) F3:MRM of 12 channels,ES-
1,WG79609,2/4000uL L36271-3,i, 398.721 > 79.92
3.075e+004

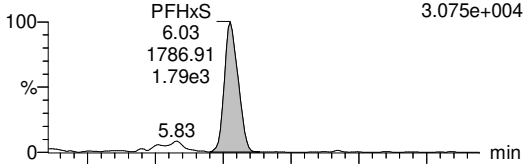

FC2L_009S28 Smooth(SG,3x1) F3:MRM of 12 channels,ES-
1,WG79609,2/4000uL L36271-3,i, 398.721 > 98.863
1.180e+004

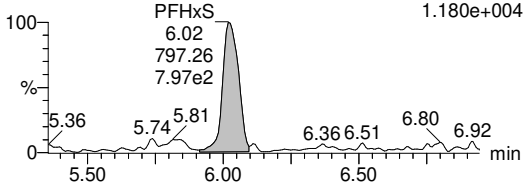

PFHpS

FC2L_009S28 Smooth(SG,3x1) F4:MRM of 7 channels,ES-
1,WG79609,2/4000uL L36271-3,i, 449.036 > 79.857
9.984e+002

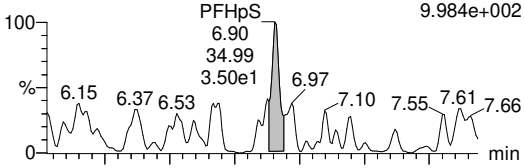

FC2L_009S28 Smooth(SG,3x1) F4:MRM of 7 channels,ES-
1,WG79609,2/4000uL L36271-3,i, 449.036 > 98.8
1.266e+003

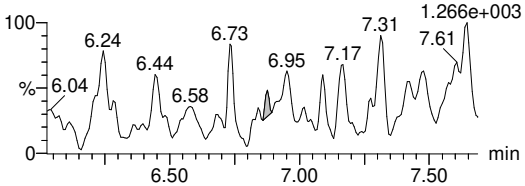

PFOS-I

FC2L_009S28 Smooth(SG,3x1) F5:MRM of 15 channels,ES-
1,WG79609,2/4000uL L36271-3,i, 498.906 > 79.856
8.462e+004

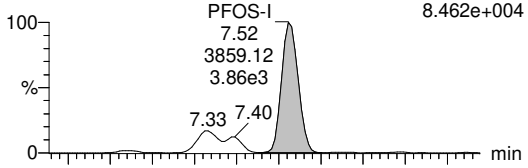

FC2L_009S28 Smooth(SG,3x1) F5:MRM of 15 channels,ES-
1,WG79609,2/4000uL L36271-3,i, 498.906 > 98.801
3.368e+004

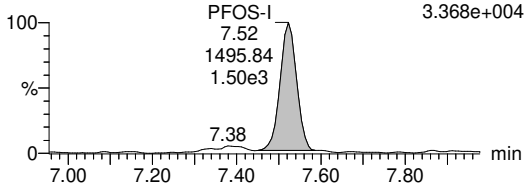

PFOS-II

FC2L_009S28 Smooth(SG,3x1) F5:MRM of 15 channels,ES-
1,WG79609,2/4000uL L36271-3,i, 498.906 > 79.856
8.462e+004

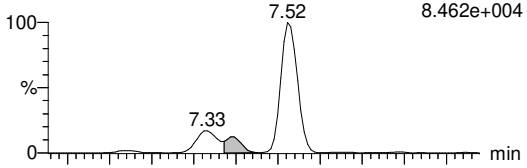

FC2L_009S28 Smooth(SG,3x1) F5:MRM of 15 channels,ES-
1,WG79609,2/4000uL L36271-3,i, 498.906 > 98.801
3.368e+004

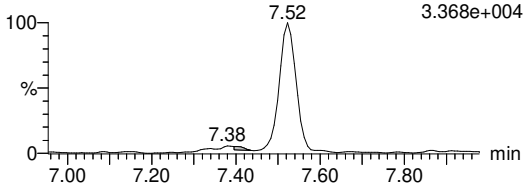

PV by TCH, SV by BRA 14-Jan-22, Conc. & LOD unit = ng for Inst QC, ng/mL for SPM, ng/L for samples

Quantify Sample Report **MassLynx MassLynx V4.1 SCN909**
SGS Axys Analytical Services, Ltd.

Dataset: G:\Masslynx\Inst_L\PFAS\quanfile\FC2L_009-b.qld

Last Altered: Wednesday, January 12, 2022 10:02:34 Pacific Standard Time
Printed: Friday, January 14, 2022 10:14:07 Pacific Standard Time

ID: L36271-3,i,, Name: FC2L_009S28, Description: 1,WG79609,2/4000uL, Date: 11-Jan-2022, Time: 18:16:09

PFOS-III

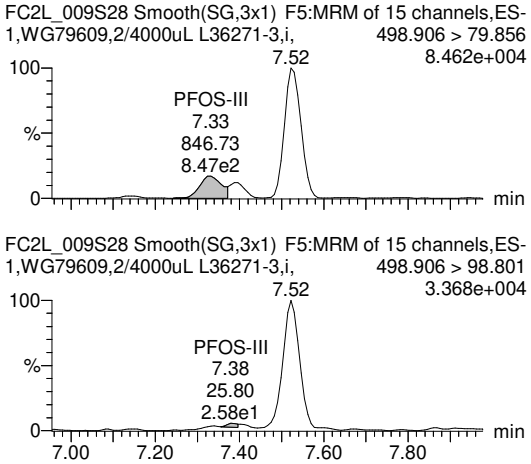

PFOS-IV

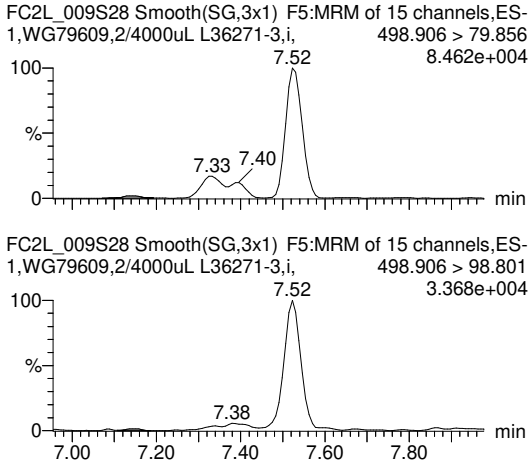

PFOS-SUM

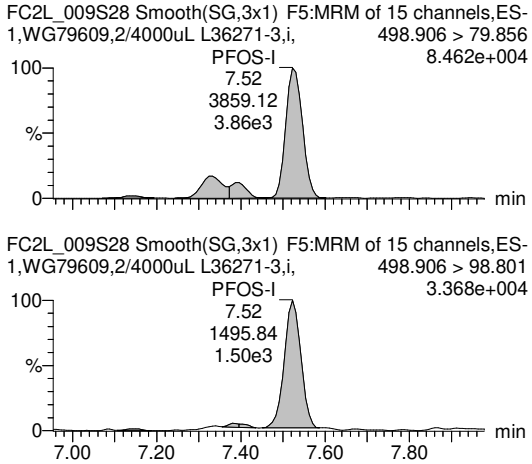

PFOS

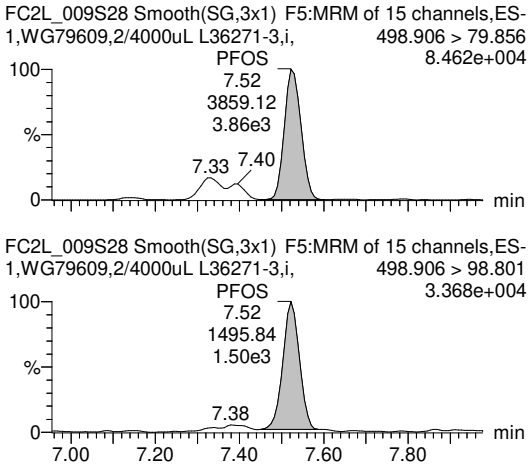

PFNS

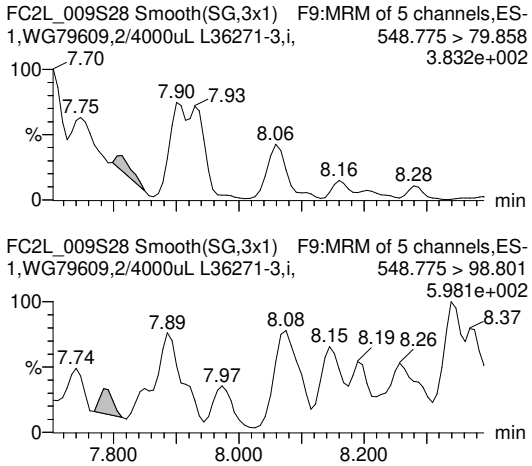

PFDS

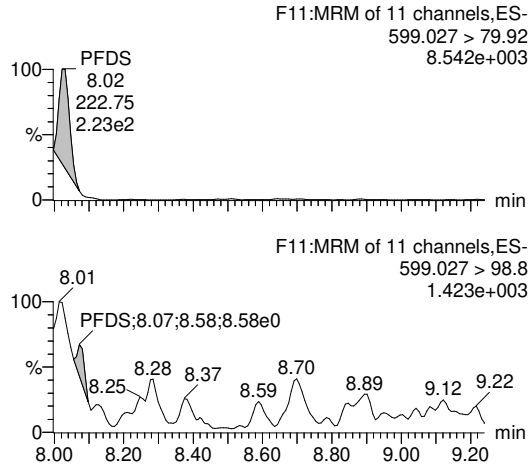

PV by TCH, SV by BRA 14-Jan-22, Conc. & LOD unit = ng for Inst QC, ng/mL for SPM, ng/L for samples

Quantify Sample Report **MassLynx MassLynx V4.1 SCN909**
SGS Axys Analytical Services, Ltd.

Dataset: G:\Masslynx\Inst_L\PFAS\quanfile\FC2L_009-b.qld

Last Altered: Wednesday, January 12, 2022 10:02:34 Pacific Standard Time
Printed: Friday, January 14, 2022 10:14:07 Pacific Standard Time

ID: L36271-3,i,, Name: FC2L_009S28, Description: 1,WG79609,2/4000uL, Date: 11-Jan-2022, Time: 18:16:09

PFDoS

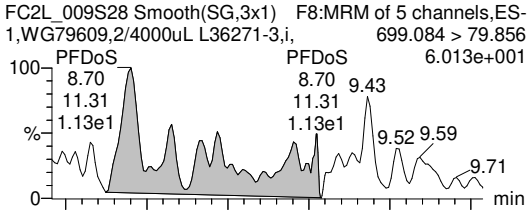

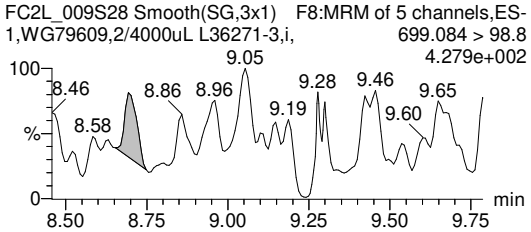

4:2 FTS

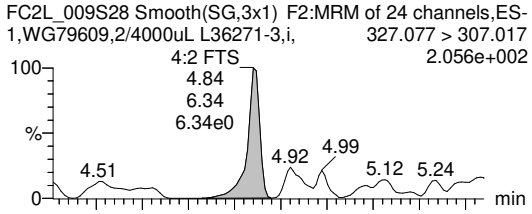

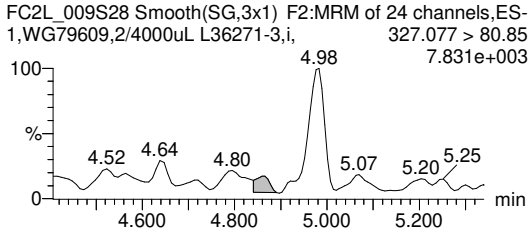

6:2 FTS

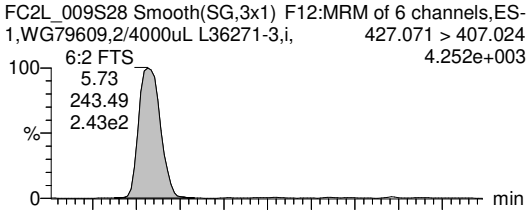

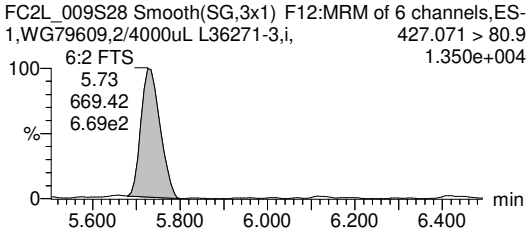

8:2 FTS

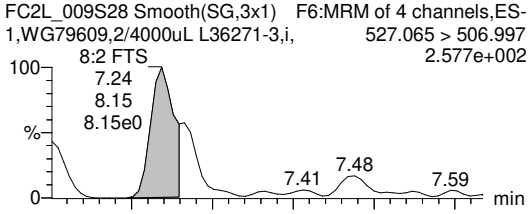

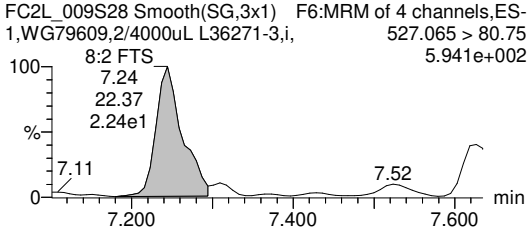

PFOSA-I

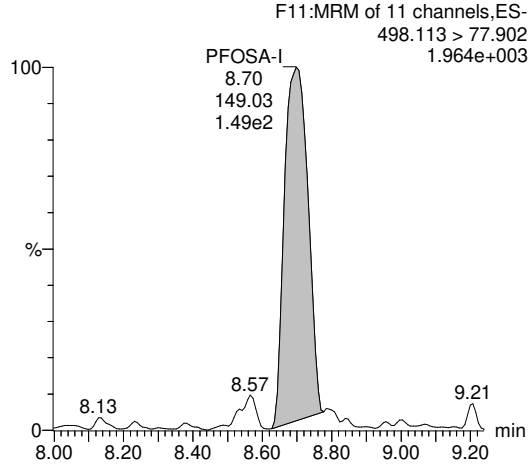

PFOSA-II

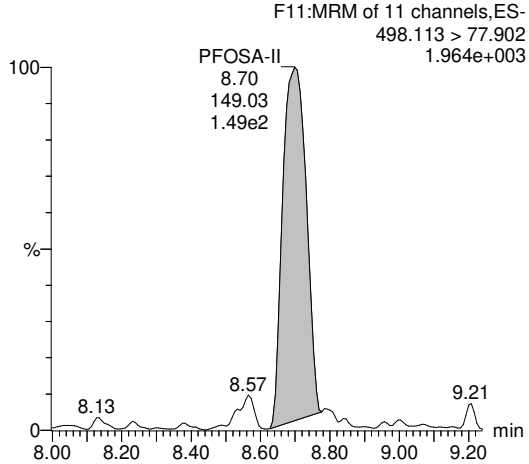

PV by TCH, SV by BRA 14-Jan-22, Conc. & LOD unit = ng for Inst QC, ng/mL for SPM, ng/L for samples

Quantify Sample Report **MassLynx MassLynx V4.1 SCN909**
SGS Axys Analytical Services, Ltd.

Dataset: G:\Masslynx\Inst_L\PFAS\quanfile\FC2L_009-b.qld

Last Altered: Wednesday, January 12, 2022 10:02:34 Pacific Standard Time
Printed: Friday, January 14, 2022 10:14:07 Pacific Standard Time

ID: L36271-3,i,, Name: FC2L_009S28, Description: 1,WG79609,2/4000uL, Date: 11-Jan-2022, Time: 18:16:09

PFOSA-SUM

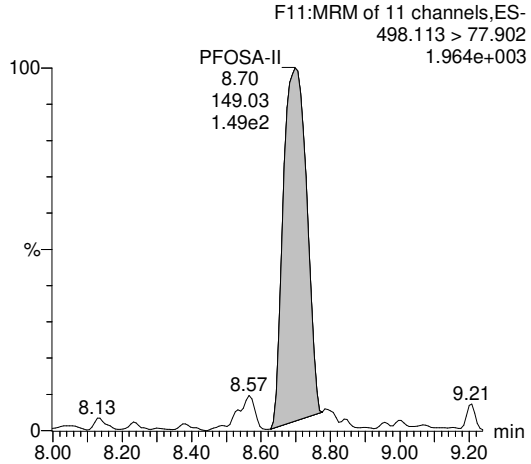

PFOSA

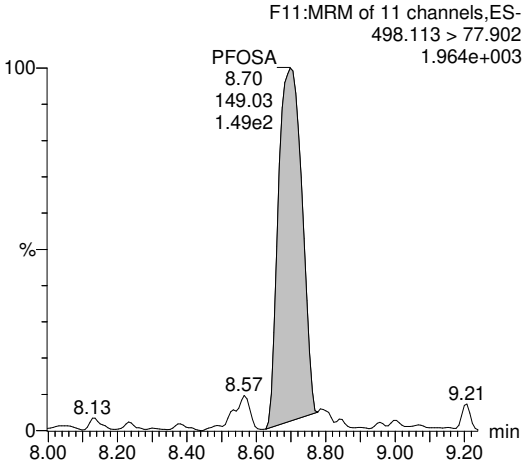

N-MeFOSA-I

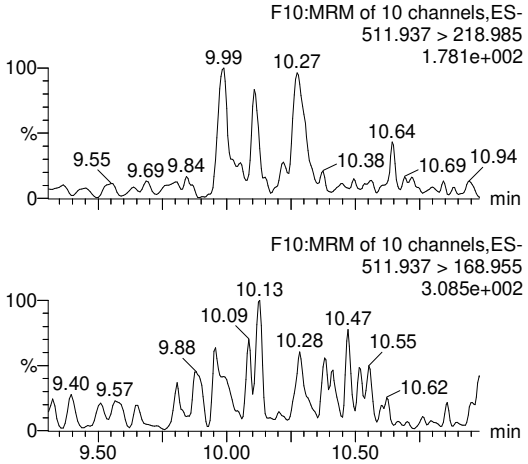

N-MeFOSA-II

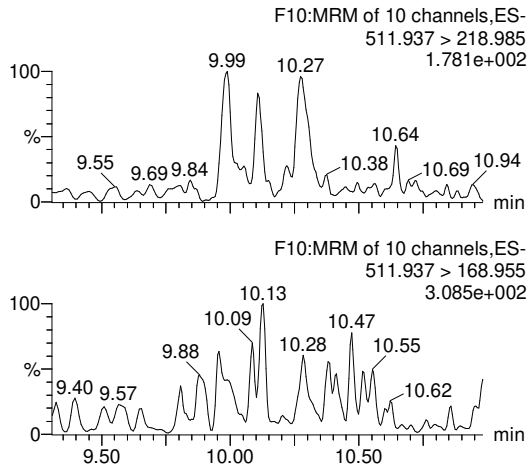

N-MeFOSA-SUM

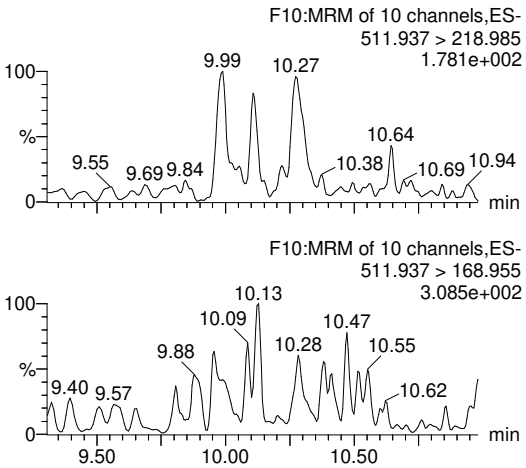

N-MeFOSA

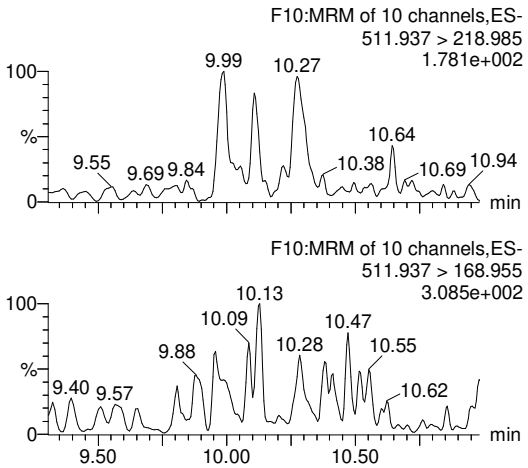

PV by TCH, SV by BRA 14-Jan-22, Conc. & LOD unit = ng for Inst QC, ng/mL for SPM, ng/L for samples

Quantify Sample Report **MassLynx MassLynx V4.1 SCN909**
SGS Axys Analytical Services, Ltd.

Dataset: G:\Masslynx\Inst_L\PFAS\quanfile\FC2L_009-b.qld

Last Altered: Wednesday, January 12, 2022 10:02:34 Pacific Standard Time
Printed: Friday, January 14, 2022 10:14:07 Pacific Standard Time

ID: L36271-3,i,, Name: FC2L_009S28, Description: 1,WG79609,2/4000uL, Date: 11-Jan-2022, Time: 18:16:09

N-EtFOSA-I

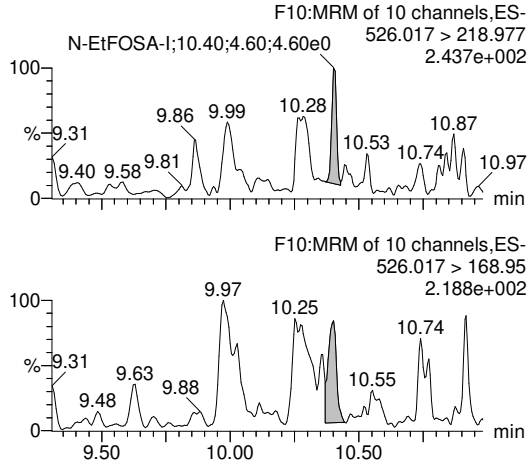

N-EtFOSA-II

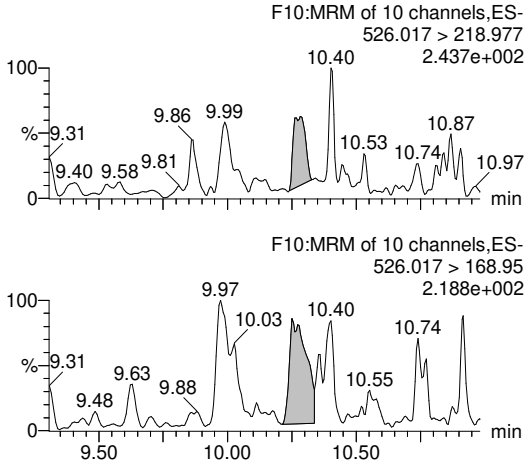

N-EtFOSA-SUM

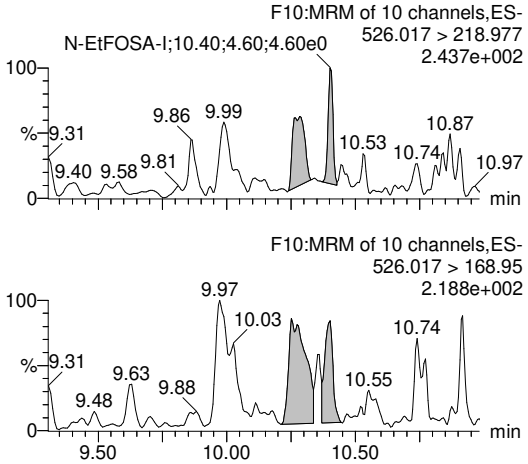

N-EtFOSA

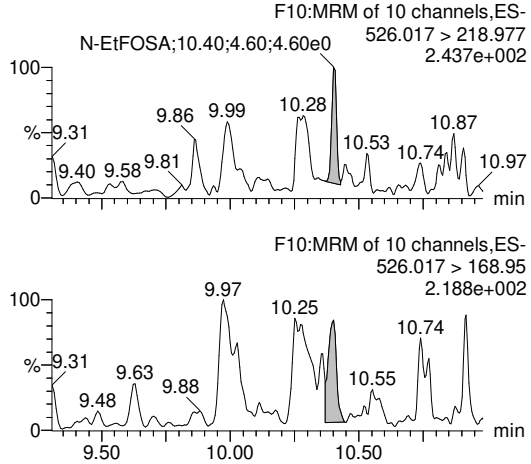

MeFOSAA-I

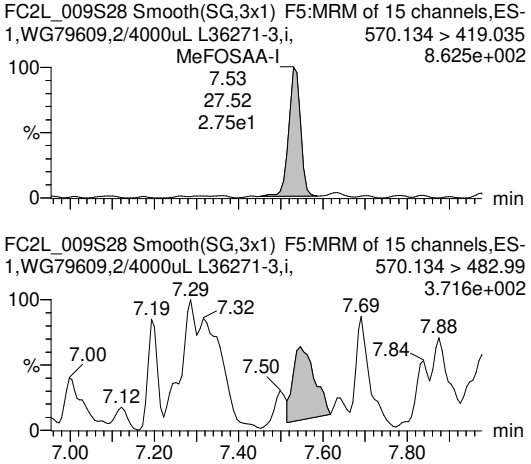

MeFOSAA-II

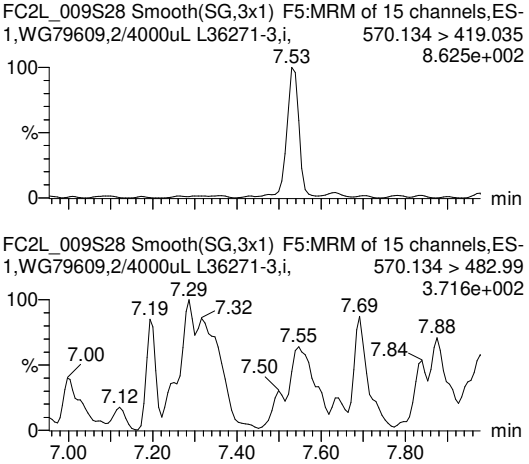

PV by TCH, SV by BRA 14-Jan-22, Conc. & LOD unit = ng for Inst QC, ng/mL for SPM, ng/L for samples

Quantify Sample Report **MassLynx MassLynx V4.1 SCN909**
SGS Axys Analytical Services, Ltd.

Dataset: G:\Masslynx\Inst_L\PFAS\quanfile\FC2L_009-b.qld

Last Altered: Wednesday, January 12, 2022 10:02:34 Pacific Standard Time
Printed: Friday, January 14, 2022 10:14:07 Pacific Standard Time

ID: L36271-3,i,, Name: FC2L_009S28, Description: 1,WG79609,2/4000uL, Date: 11-Jan-2022, Time: 18:16:09

MeFOSAA-III

FC2L_009S28 Smooth(SG,3x1) F5:MRM of 15 channels,ES-
1,WG79609,2/4000uL L36271-3,i, 570.134 > 419.035
8.625e+002

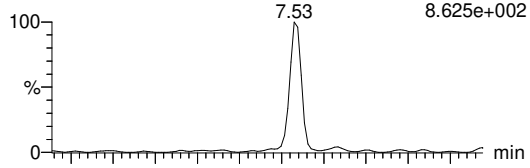

FC2L_009S28 Smooth(SG,3x1) F5:MRM of 15 channels,ES-
1,WG79609,2/4000uL L36271-3,i, 570.134 > 482.99
3.716e+002

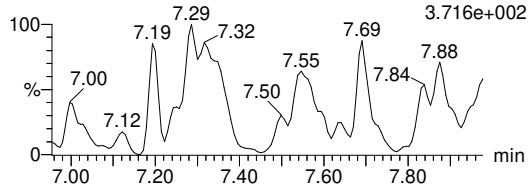

MeFOSAA-SUM

FC2L_009S28 Smooth(SG,3x1) F5:MRM of 15 channels,ES-
1,WG79609,2/4000uL L36271-3,i, 570.134 > 419.035
8.625e+002

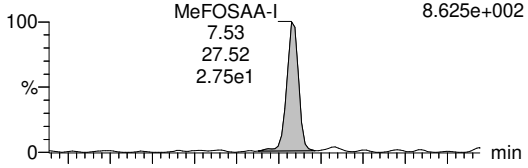

FC2L_009S28 Smooth(SG,3x1) F5:MRM of 15 channels,ES-
1,WG79609,2/4000uL L36271-3,i, 570.134 > 482.99
3.716e+002

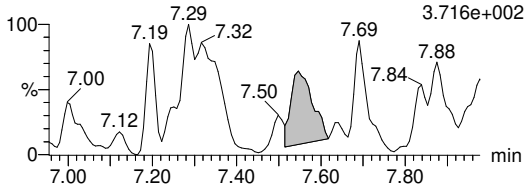

MeFOSAA

FC2L_009S28 Smooth(SG,3x1) F5:MRM of 15 channels,ES-
1,WG79609,2/4000uL L36271-3,i, 570.134 > 419.035
8.625e+002

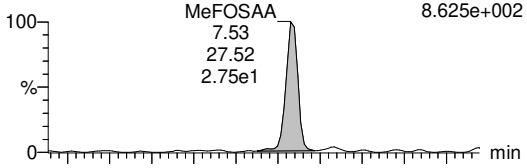

FC2L_009S28 Smooth(SG,3x1) F5:MRM of 15 channels,ES-
1,WG79609,2/4000uL L36271-3,i, 570.134 > 482.99
3.716e+002

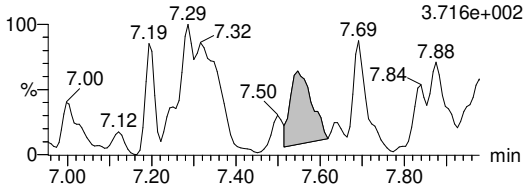

EtFOSAA-I

FC2L_009S28 Smooth(SG,3x1) F7:MRM of 3 channels,ES-
1,WG79609,2/4000uL L36271-3,i, 584.15 > 419.062
8.280e+001

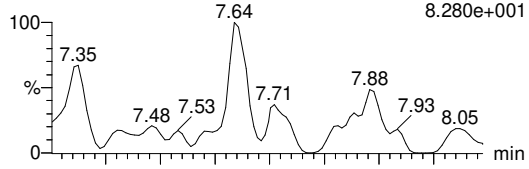

FC2L_009S28 Smooth(SG,3x1) F7:MRM of 3 channels,ES-
1,WG79609,2/4000uL L36271-3,i, 584.15 > 526.045
7.551e+001

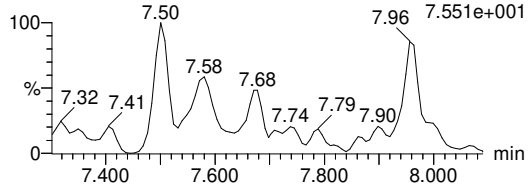

EtFOSAA-II

FC2L_009S28 Smooth(SG,3x1) F7:MRM of 3 channels,ES-
1,WG79609,2/4000uL L36271-3,i, 584.15 > 419.062
8.280e+001

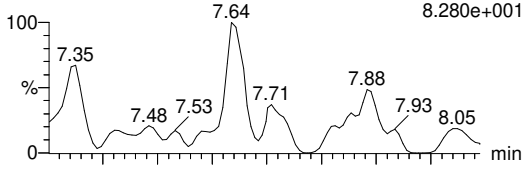

FC2L_009S28 Smooth(SG,3x1) F7:MRM of 3 channels,ES-
1,WG79609,2/4000uL L36271-3,i, 584.15 > 526.045
7.551e+001

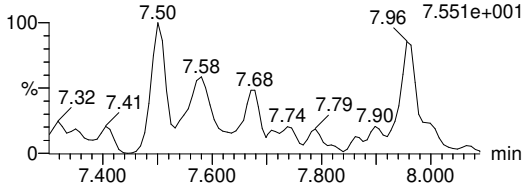

EtFOSAA-III

FC2L_009S28 Smooth(SG,3x1) F7:MRM of 3 channels,ES-
1,WG79609,2/4000uL L36271-3,i, 584.15 > 419.062
8.280e+001

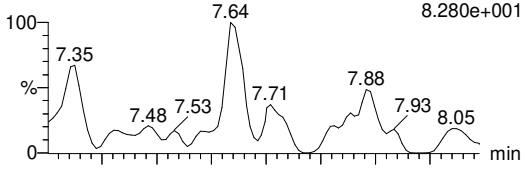

FC2L_009S28 Smooth(SG,3x1) F7:MRM of 3 channels,ES-
1,WG79609,2/4000uL L36271-3,i, 584.15 > 526.045
7.551e+001

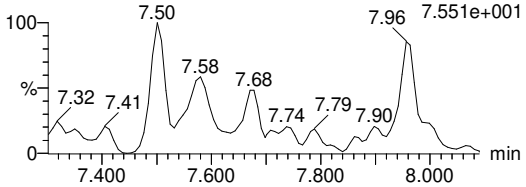

PV by TCH, SV by BRA 14-Jan-22, Conc. & LOD unit = ng for Inst QC, ng/mL for SPM, ng/L for samples

Quantify Sample Report **MassLynx MassLynx V4.1 SCN909**
SGS Axys Analytical Services, Ltd.

Dataset: G:\Masslynx\Inst_L\PFAS\quanfile\FC2L_009-b.qld

Last Altered: Wednesday, January 12, 2022 10:02:34 Pacific Standard Time
Printed: Friday, January 14, 2022 10:14:07 Pacific Standard Time

ID: L36271-3,i,, Name: FC2L_009S28, Description: 1,WG79609,2/4000uL, Date: 11-Jan-2022, Time: 18:16:09

EtFOSAA-SUM

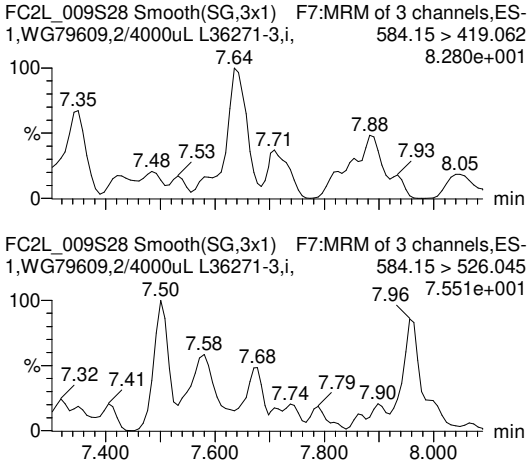

EtFOSAA

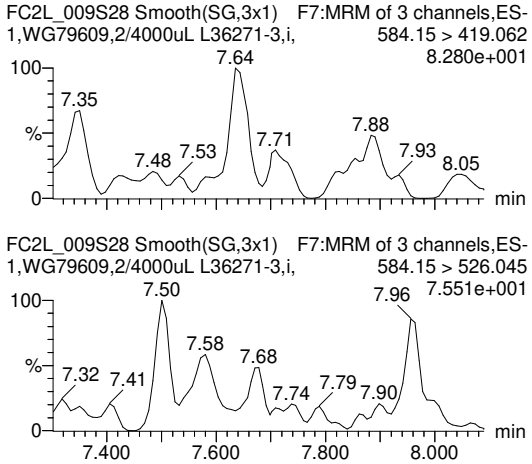

N-MeFOSE-I

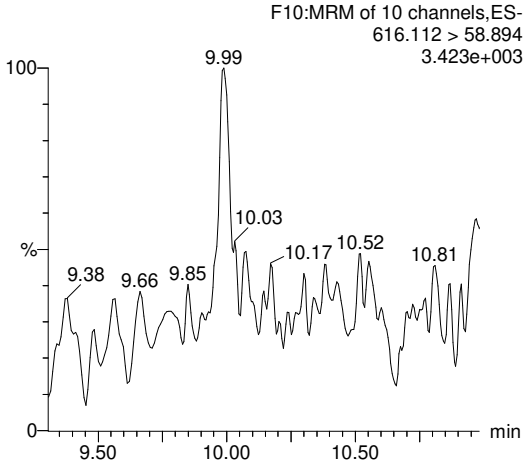

N-MeFOSE-II

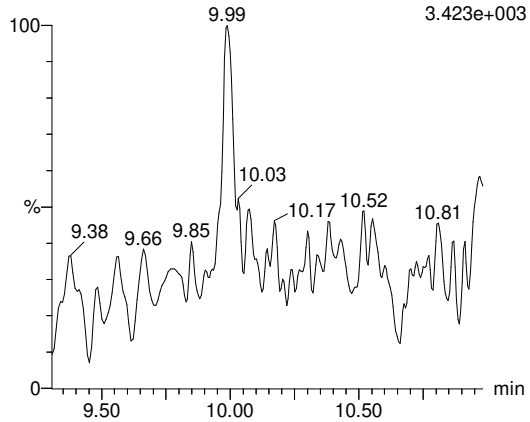

N-MeFOSE-III

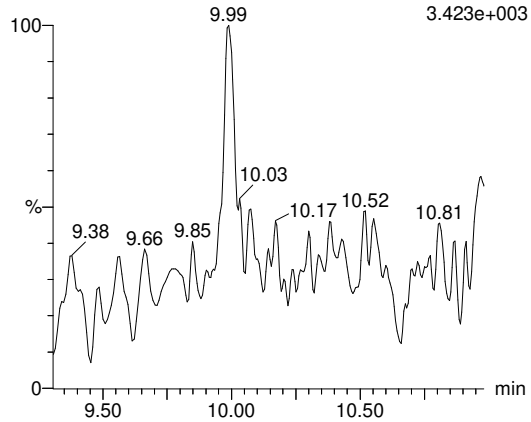

N-MeFOSE-SUM

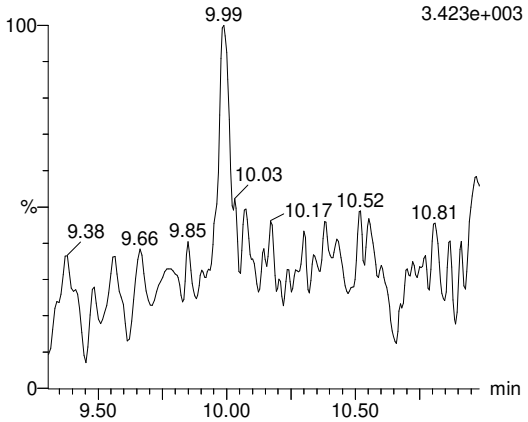

PV by TCH, SV by BRA 14-Jan-22, Conc. & LOD unit = ng for Inst QC, ng/mL for SPM, ng/L for samples

Quantify Sample Report **MassLynx MassLynx V4.1 SCN909**
SGS Axys Analytical Services, Ltd.

Dataset: G:\Masslynx\Inst_L\PFAS\quanfile\FC2L_009-b.qld

Last Altered: Wednesday, January 12, 2022 10:02:34 Pacific Standard Time
Printed: Friday, January 14, 2022 10:14:07 Pacific Standard Time

ID: L36271-3,i,, Name: FC2L_009S28, Description: 1,WG79609,2/4000uL, Date: 11-Jan-2022, Time: 18:16:09

N-MeFOSE

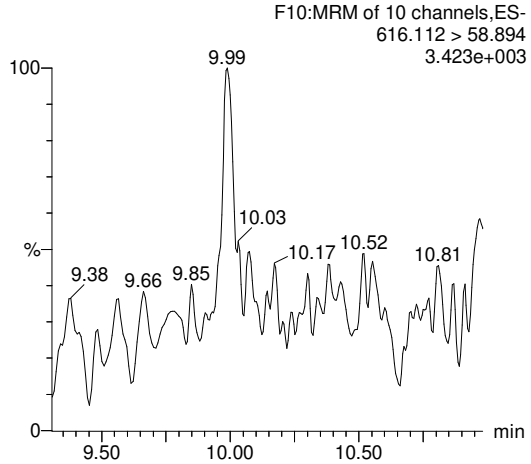

N-EtFOSE-I

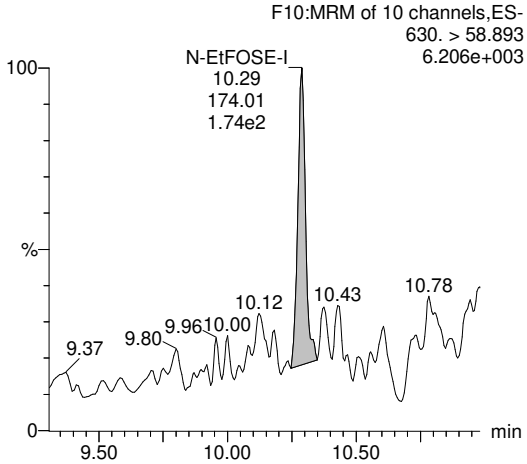

N-EtFOSE-II

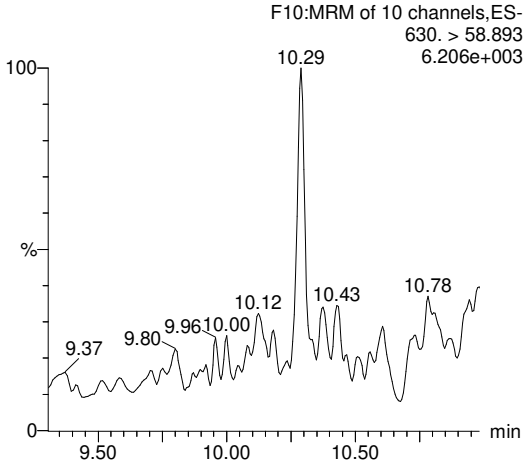

N-EtFOSE-III

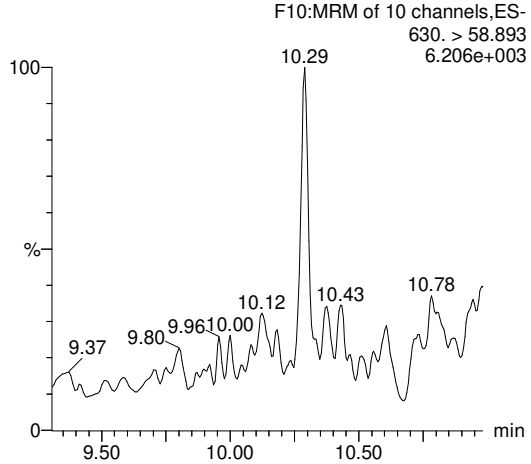

N-EtFOSE-SUM

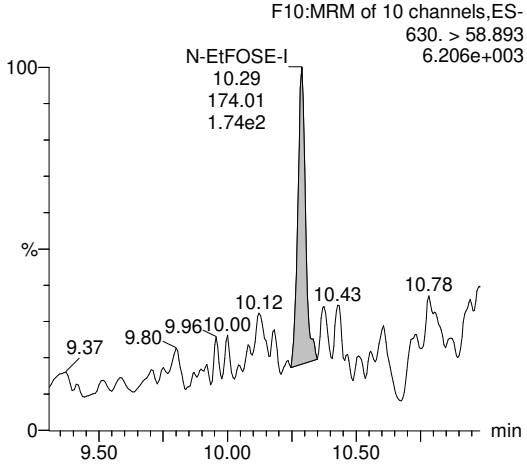

N-EtFOSE

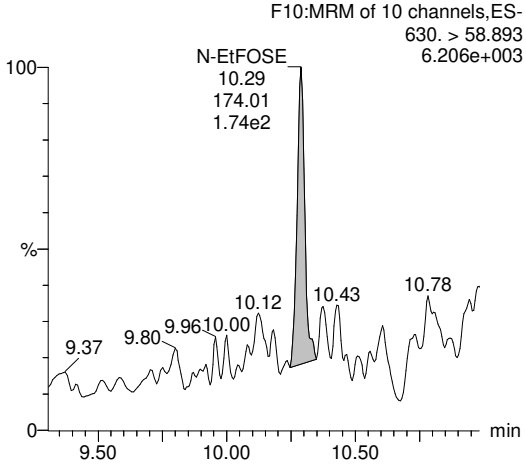

PV by TCH, SV by BRA 14-Jan-22, Conc. & LOD unit = ng for Inst QC, ng/mL for SPM, ng/L for samples

Quantify Sample Report **MassLynx MassLynx V4.1 SCN909**
SGS Axys Analytical Services, Ltd.

Dataset: G:\Masslynx\Inst_L\PFAS\quanfile\FC2L_009-b.qld

Last Altered: Wednesday, January 12, 2022 10:02:34 Pacific Standard Time
Printed: Friday, January 14, 2022 10:14:07 Pacific Standard Time

ID: L36271-3,i,, Name: FC2L_009S28, Description: 1,WG79609,2/4000uL, Date: 11-Jan-2022, Time: 18:16:09

HFPO-DA

FC2L_009S28 Smooth(SG,3x1) F2:MRM of 24 channels,ES-
1,WG79609,2/4000uL L36271-3,i, 284.8894 > 168.9079
2.366e+002

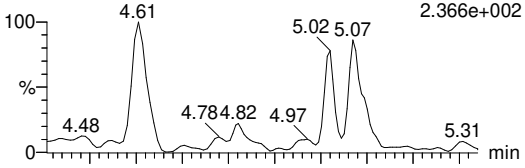

FC2L_009S28 Smooth(SG,3x1) F2:MRM of 24 channels,ES-
1,WG79609,2/4000uL L36271-3,i, 284.8894 > 184.9131
1.216e+003

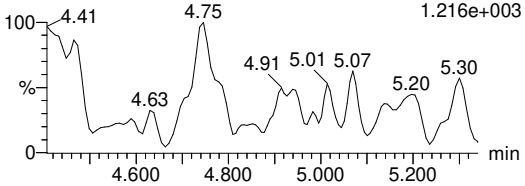

ADONA

FC2L_009S28 Smooth(SG,3x1) F13:MRM of 7 channels,ES-
1,WG79609,2/4000uL L36271-3,i, 376.88 > 250.937
3.736e+002

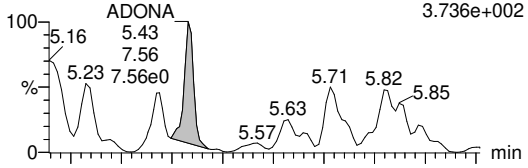

FC2L_009S28 Smooth(SG,3x1) F13:MRM of 7 channels,ES-
1,WG79609,2/4000uL L36271-3,i, 376.88 > 84.832
5.85 5.837e+002

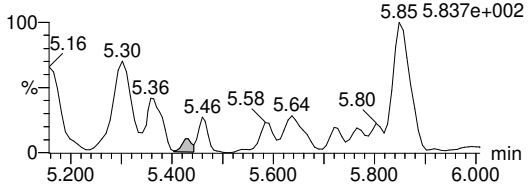

9Cl-PF3ONS

FC2L_009S28 Smooth(SG,3x1) F5:MRM of 15 channels,ES-
1,WG79609,2/4000uL L36271-3,i, 530.807 > 350.967
1.596e+002

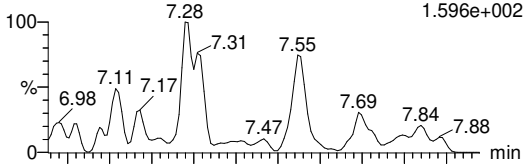

FC2L_009S28 Smooth(SG,3x1) F5:MRM of 15 channels,ES-
1,WG79609,2/4000uL L36271-3,i, 532.804 > 352.947
5.152e+002

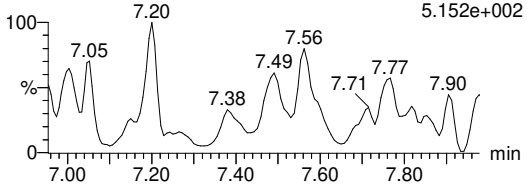

11Cl-PF3OUdS

F11:MRM of 11 channels,ES-
630.865 > 450.902
4.948e+002

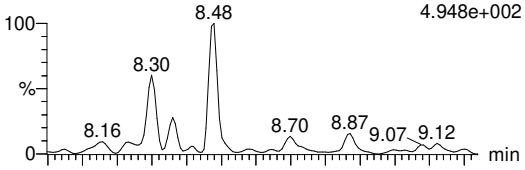

F11:MRM of 11 channels,ES-
632.868 > 452.91
2.389e+002

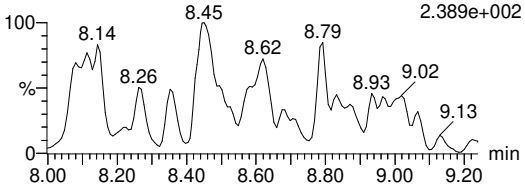

3:3 FTCA

FC2L_009S28 Smooth(SG,3x1) F14:MRM of 8 channels,ES-
1,WG79609,2/4000uL L36271-3,i, 241 > 177
1.670e+003

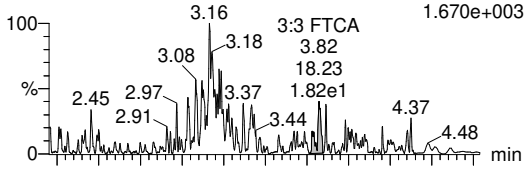

FC2L_009S28 Smooth(SG,3x1) F14:MRM of 8 channels,ES-
1,WG79609,2/4000uL L36271-3,i, 241 > 117
2.219e+003

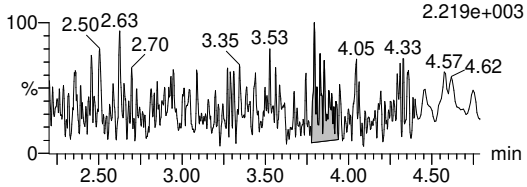

5:3 FTCA

FC2L_009S28 Smooth(SG,3x1) F2:MRM of 24 channels,ES-
1,WG79609,2/4000uL L36271-3,i, 341 > 237.1
1.218e+003

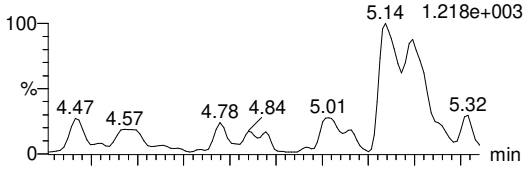

FC2L_009S28 Smooth(SG,3x1) F2:MRM of 24 channels,ES-
1,WG79609,2/4000uL L36271-3,i, 341 > 217
1.015e+004

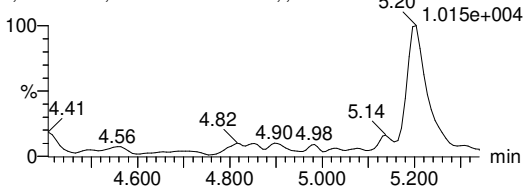

PV by TCH, SV by BRA 14-Jan-22, Conc. & LOD unit = ng for Inst QC, ng/mL for SPM, ng/L for samples

Quantify Sample Report **MassLynx MassLynx V4.1 SCN909**
SGS Axys Analytical Services, Ltd.

Dataset: G:\Masslynx\Inst_L\PFAS\quanfile\FC2L_009-b.qld

Last Altered: Wednesday, January 12, 2022 10:02:34 Pacific Standard Time
Printed: Friday, January 14, 2022 10:14:07 Pacific Standard Time

ID: L36271-3,i,, Name: FC2L_009S28, Description: 1,WG79609,2/4000uL, Date: 11-Jan-2022, Time: 18:16:09

7:3 FTCA

FC2L_009S28 Smooth(SG,3x1) F3:MRM of 12 channels,ES-
1,WG79609,2/4000uL L36271-3,i, 441 > 316.9
3.113e+003

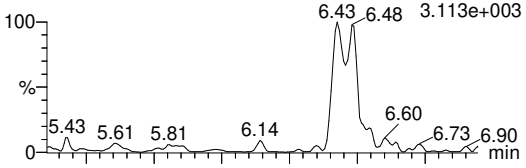

FC2L_009S28 Smooth(SG,3x1) F3:MRM of 12 channels,ES-
1,WG79609,2/4000uL L36271-3,i, 441 > 336.9
5.364e+003

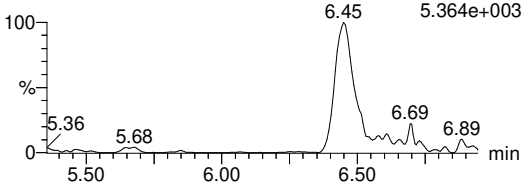

PFEESA

FC2L_009S28 Smooth(SG,3x1) F2:MRM of 24 channels,ES-
1,WG79609,2/4000uL L36271-3,i, 314.8 > 134.9
2.365e+003

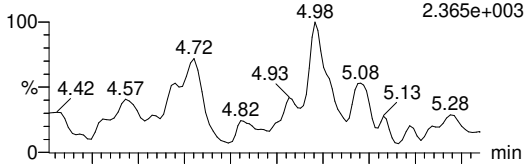

FC2L_009S28 Smooth(SG,3x1) F2:MRM of 24 channels,ES-
1,WG79609,2/4000uL L36271-3,i, 314.8 > 82.9
2.278e+003

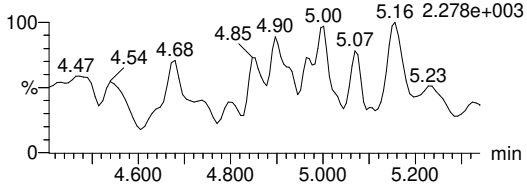

PFMPA

FC2L_009S28 Smooth(SG,5x1) F14:MRM of 8 channels,ES-
1,WG79609,2/4000uL L36271-3,i, 229.013 > 84.9
4.331.671e+003

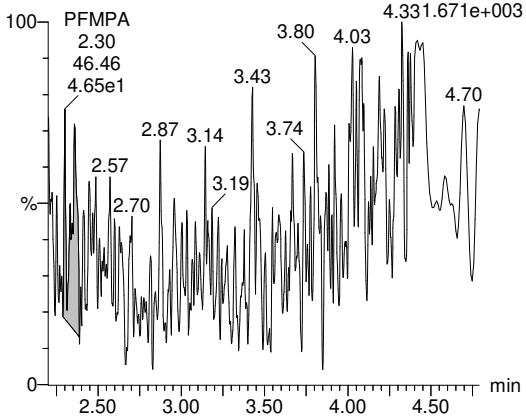

PFMBA

FC2L_009S28 Smooth(SG,3x1) F14:MRM of 8 channels,ES-
1,WG79609,2/4000uL L36271-3,i, 279 > 85.1
7.498e+002

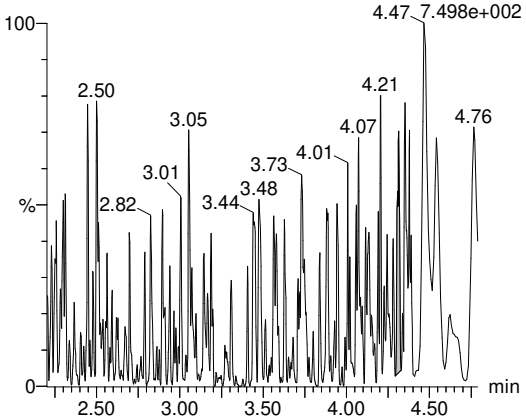

NFDHA

FC2L_009S28 Smooth(SG,3x1) F2:MRM of 24 channels,ES-
1,WG79609,2/4000uL L36271-3,i, 295 > 201
1.473e+002

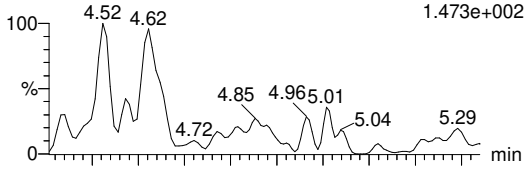

FC2L_009S28 Smooth(SG,3x1) F2:MRM of 24 channels,ES-
1,WG79609,2/4000uL L36271-3,i, 295 > 84.9
1.567e+003

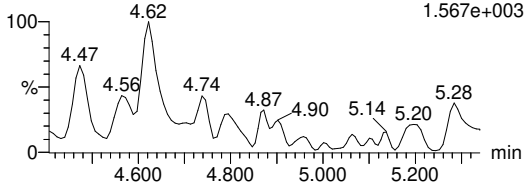

13C4-PFBA

FC2L_009S28 Smooth(SG,3x1) F1:MRM of 3 channels,ES-
1,WG79609,2/4000uL L36271-3,i, 216.776 > 171.928
2.014e+006

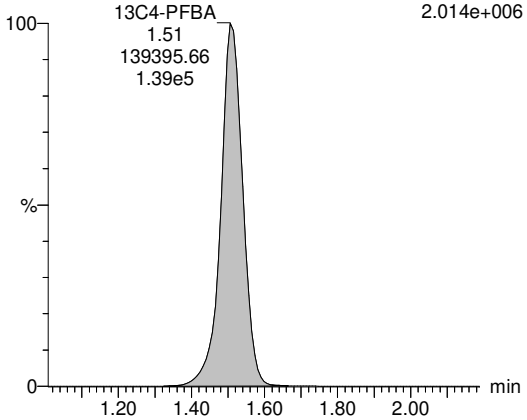

PV by TCH, SV by BRA 14-Jan-22, Conc. & LOD unit = ng for Inst QC, ng/mL for SPM, ng/L for samples

Quantify Sample Report **MassLynx MassLynx V4.1 SCN909**
SGS Axys Analytical Services, Ltd.

Dataset: G:\Masslynx\Inst_L\PFAS\quanfile\FC2L_009-b.qld

Last Altered: Wednesday, January 12, 2022 10:02:34 Pacific Standard Time
Printed: Friday, January 14, 2022 10:14:07 Pacific Standard Time

ID: L36271-3,i,, Name: FC2L_009S28, Description: 1,WG79609,2/4000uL, Date: 11-Jan-2022, Time: 18:16:09

13C5-PFPeA

FC2L_009S28 Smooth(SG,3x1) F14:MRM of 8 channels,ES-
1,WG79609,2/4000uL L36271-3,i, 268.16 > 223.035
1.115e+006

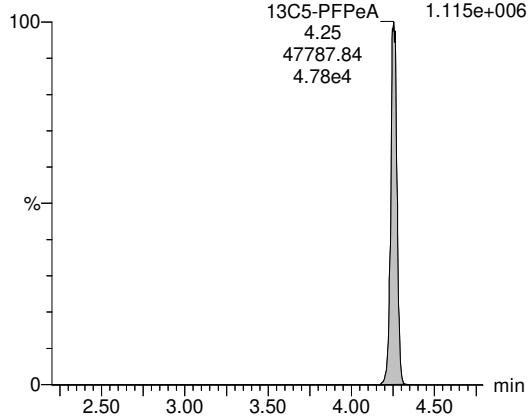

13C5-PFHxA

FC2L_009S28 Smooth(SG,3x1) F2:MRM of 24 channels,ES-
1,WG79609,2/4000uL L36271-3,i, 318.029 > 272.993
6.518e+005

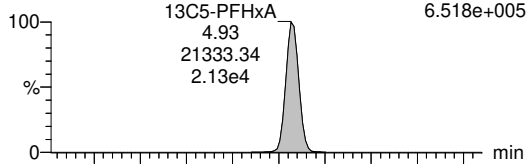

FC2L_009S28 Smooth(SG,3x1) F2:MRM of 24 channels,ES-
1,WG79609,2/4000uL L36271-3,i, 318.029 > 120.341
3.229e+004

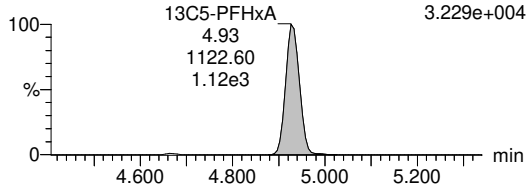

13C4-PFHpA

FC2L_009S28 Smooth(SG,3x1) F13:MRM of 7 channels,ES-
1,WG79609,2/4000uL L36271-3,i, 367.086 > 322.004
7.544e+005

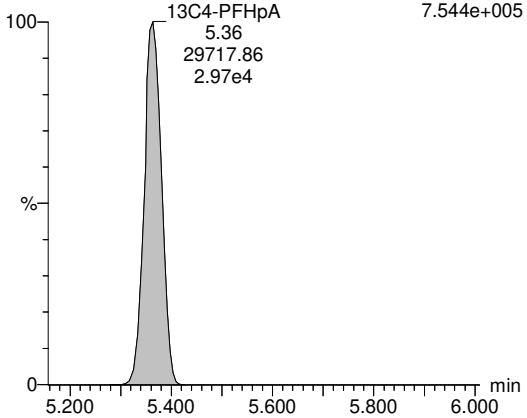

13C8-PFOA

FC2L_009S28 Smooth(SG,3x1) F3:MRM of 12 channels,ES-
1,WG79609,2/4000uL L36271-3,i, 421.096 > 376.022
5.375e+005

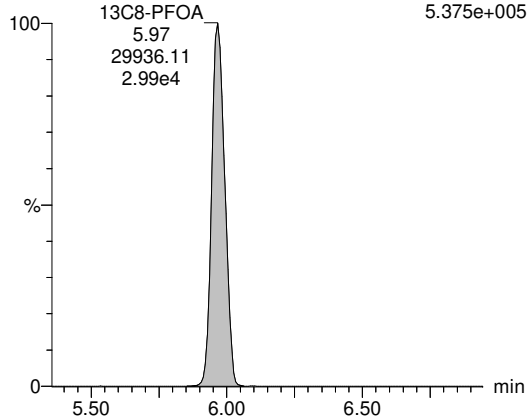

13C9-PFNA

FC2L_009S28 Smooth(SG,3x1) F4:MRM of 7 channels,ES-
1,WG79609,2/4000uL L36271-3,i, 472.096 > 427.014
2.469e+005

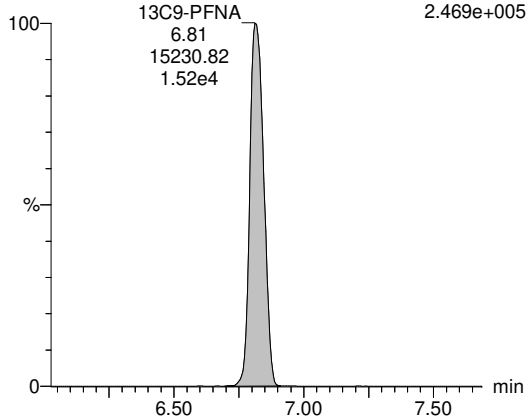

13C6-PFDA

FC2L_009S28 Smooth(SG,3x1) F5:MRM of 15 channels,ES-
1,WG79609,2/4000uL L36271-3,i, 519.147 > 474.058
3.340e+005

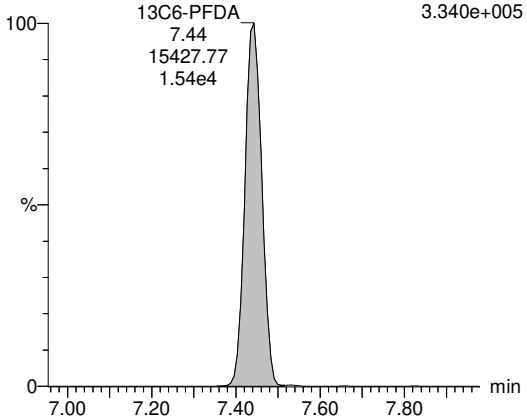

PV by TCH, SV by BRA 14-Jan-22, Conc. & LOD unit = ng for Inst QC, ng/mL for SPM, ng/L for samples

Quantify Sample Report **MassLynx MassLynx V4.1 SCN909**
SGS Axys Analytical Services, Ltd.

Dataset: G:\Masslynx\Inst_L\PFAS\quanfile\FC2L_009-b.qld

Last Altered: Wednesday, January 12, 2022 10:02:34 Pacific Standard Time
Printed: Friday, January 14, 2022 10:14:07 Pacific Standard Time

ID: L36271-3,i,, Name: FC2L_009S28, Description: 1,WG79609,2/4000uL, Date: 11-Jan-2022, Time: 18:16:09

13C7-PFUnA

FC2L_009S28 Smooth(SG,3x1) F9:MRM of 5 channels,ES-
1,WG79609,2/4000uL L36271-3,i, 570.019 > 525.05
4.342e+005

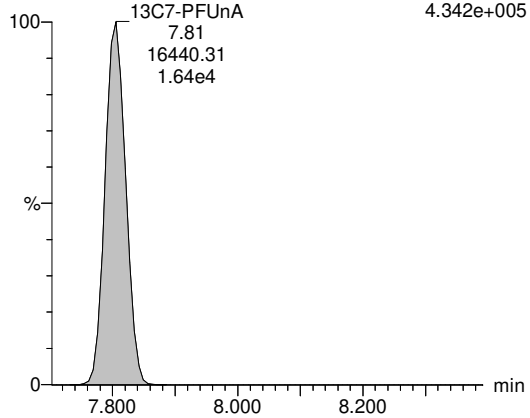

13C2-PFDoA

F11:MRM of 11 channels,ES-
615.127 > 570.013
3.454e+005

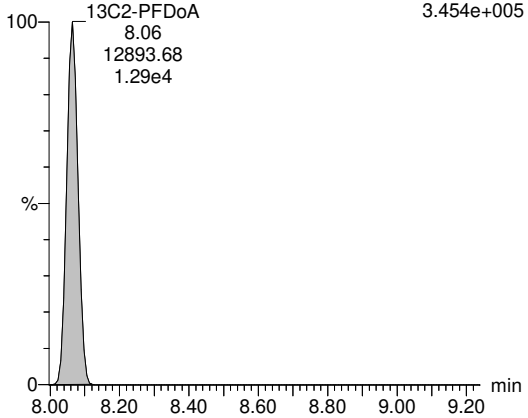

13C2-PFTeDA

FC2L_009S28 Smooth(SG,3x1) F8:MRM of 5 channels,ES-
1,WG79609,2/4000uL L36271-3,i, 715.057 > 670.026
1.784e+005

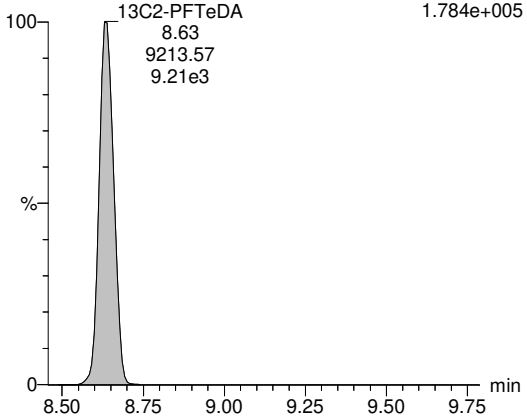

13C3-PFBS

FC2L_009S28 Smooth(SG,3x1) F2:MRM of 24 channels,ES-
1,WG79609,2/4000uL L36271-3,i, 302.056 > 79.865
6.128e+005

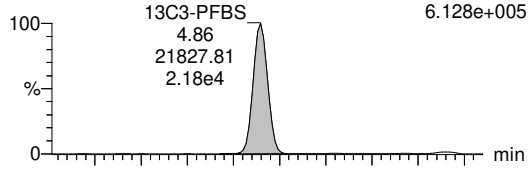

FC2L_009S28 Smooth(SG,3x1) F2:MRM of 24 channels,ES-
1,WG79609,2/4000uL L36271-3,i, 302.056 > 98.875
2.098e+005

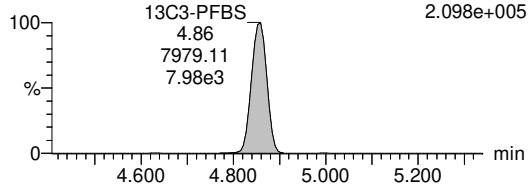

13C3-PFHxS

FC2L_009S28 Smooth(SG,3x1) F3:MRM of 12 channels,ES-
1,WG79609,2/4000uL L36271-3,i, 402.114 > 79.858
3.214e+005

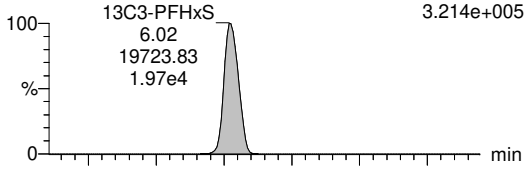

FC2L_009S28 Smooth(SG,3x1) F3:MRM of 12 channels,ES-
1,WG79609,2/4000uL L36271-3,i, 402.114 > 98.801
1.324e+005

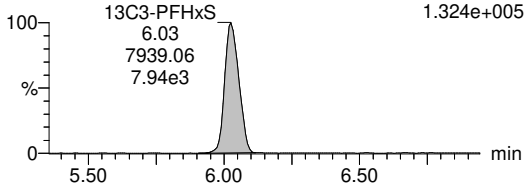

13C8-PFOS

FC2L_009S28 Smooth(SG,3x1) F5:MRM of 15 channels,ES-
1,WG79609,2/4000uL L36271-3,i, 507.124 > 79.858
3.767e+005

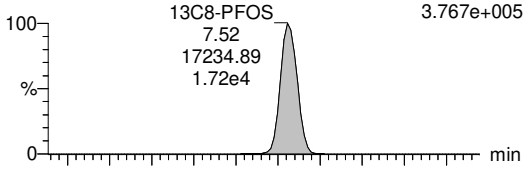

FC2L_009S28 Smooth(SG,3x1) F5:MRM of 15 channels,ES-
1,WG79609,2/4000uL L36271-3,i, 507.124 > 98.867
1.763e+005

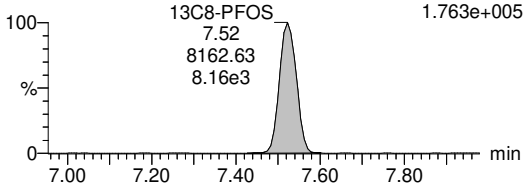

PV by TCH, SV by BRA 14-Jan-22, Conc. & LOD unit = ng for Inst QC, ng/mL for SPM, ng/L for samples

Quantify Sample Report **MassLynx MassLynx V4.1 SCN909**
SGS Axys Analytical Services, Ltd.

Dataset: G:\Masslynx\Inst_L\PFAS\quanfile\FC2L_009-b.qld

Last Altered: Wednesday, January 12, 2022 10:02:34 Pacific Standard Time
Printed: Friday, January 14, 2022 10:14:07 Pacific Standard Time

ID: L36271-3,i,, Name: FC2L_009S28, Description: 1,WG79609,2/4000uL, Date: 11-Jan-2022, Time: 18:16:09

13C2-4:2 FTS

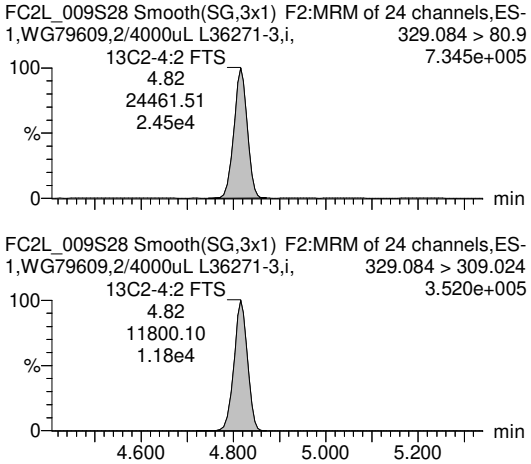

13C2-6:2 FTS

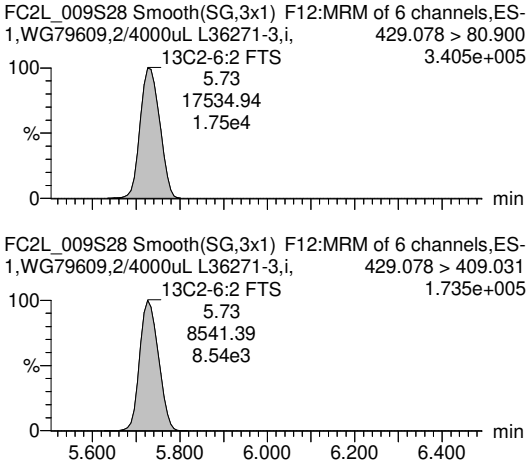

13C2-8:2 FTS

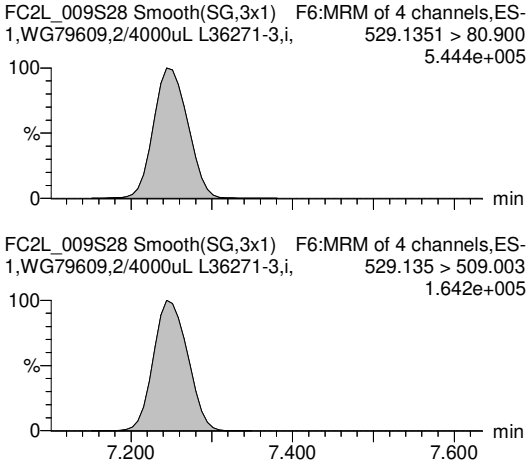

13C8-PFOSA

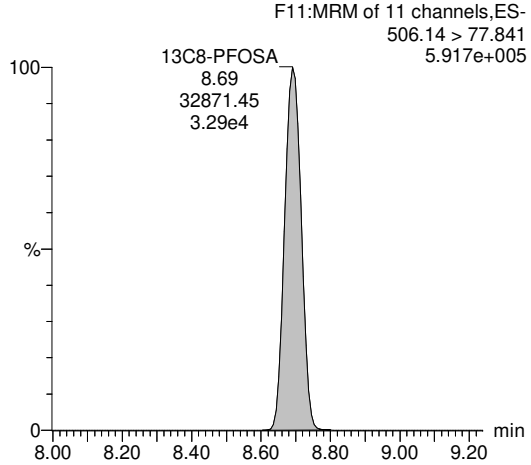

D3-N-MeFOSA

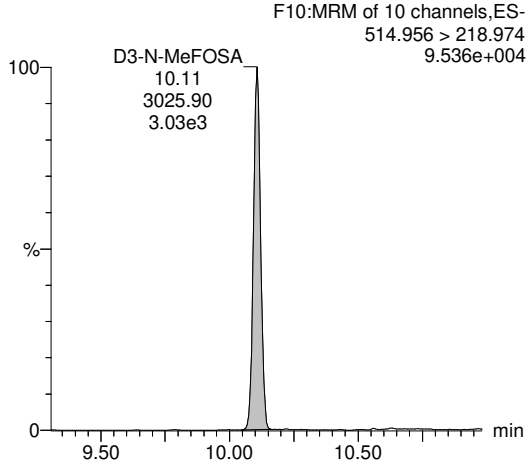

D5-N-EtFOSA

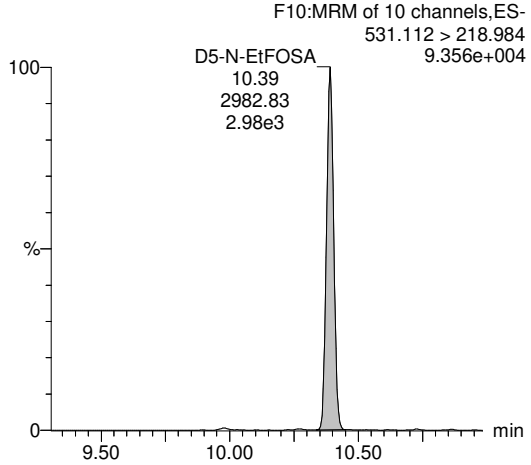

PV by TCH, SV by BRA 14-Jan-22, Conc. & LOD unit = ng for Inst QC, ng/mL for SPM, ng/L for samples

Quantify Sample Report **MassLynx MassLynx V4.1 SCN909**
SGS Axys Analytical Services, Ltd.

Dataset: G:\Masslynx\Inst_L\PFAS\quanfile\FC2L_009-b.qld

Last Altered: Wednesday, January 12, 2022 10:02:34 Pacific Standard Time
Printed: Friday, January 14, 2022 10:14:07 Pacific Standard Time

ID: L36271-3,i,, Name: FC2L_009S28, Description: 1,WG79609,2/4000uL, Date: 11-Jan-2022, Time: 18:16:09

D3-MeFOSAA

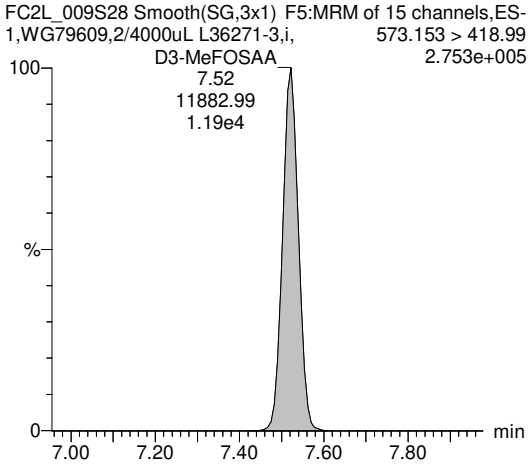

D5-EtFOSAA

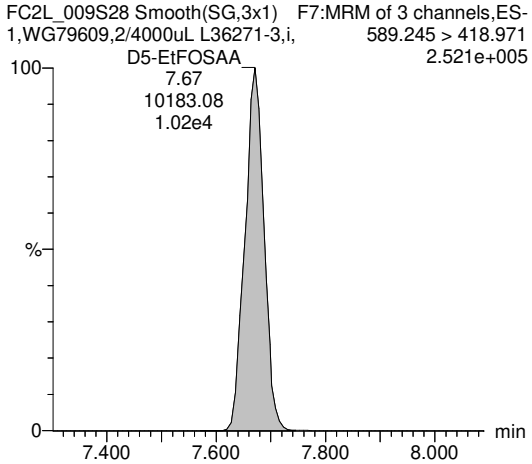

D7-N-MeFOSE

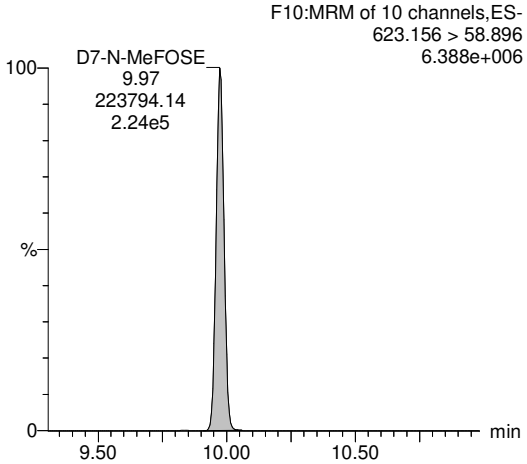

D9-N-EtFOSE

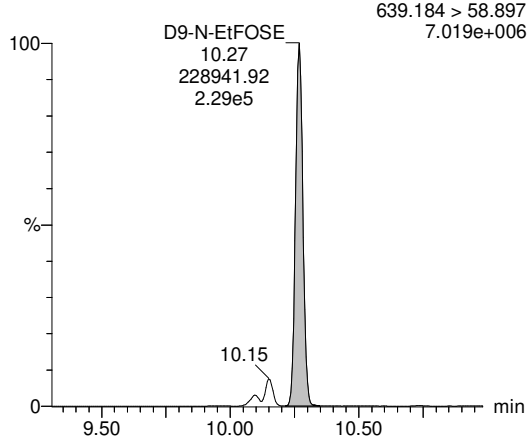

13C3-HFPO-DA

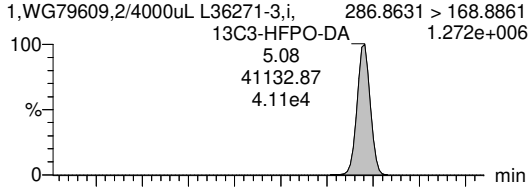

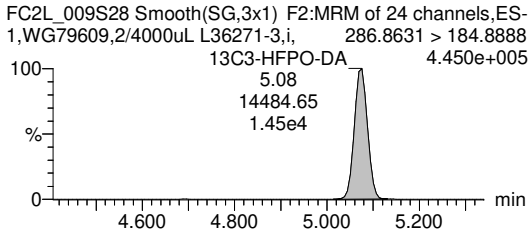

13C3-PFBA

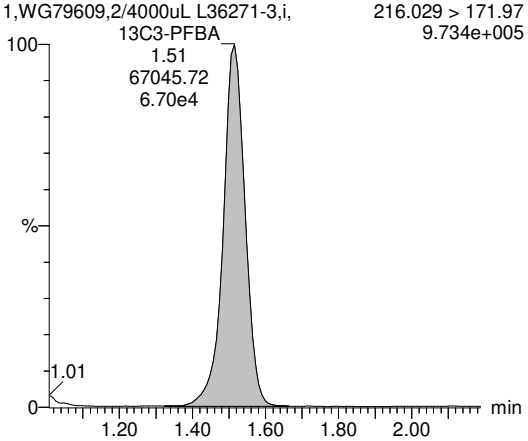

PV by TCH, SV by BRA 14-Jan-22, Conc. & LOD unit = ng for Inst QC, ng/mL for SPM, ng/L for samples

Quantify Sample Report **MassLynx MassLynx V4.1 SCN909**
SGS Axys Analytical Services, Ltd.

Dataset: G:\Masslynx\Inst_L\PFAS\quanfile\FC2L_009-b.qld

Last Altered: Wednesday, January 12, 2022 10:02:34 Pacific Standard Time
Printed: Friday, January 14, 2022 10:14:07 Pacific Standard Time

ID: L36271-3,i,, Name: FC2L_009S28, Description: 1,WG79609,2/4000uL, Date: 11-Jan-2022, Time: 18:16:09

13C2-PFHxA

FC2L_009S28 Smooth(SG,3x1) F2:MRM of 24 channels,ES-
1,WG79609,2/4000uL L36271-3,i, 315.083 > 269.984
1.066e+006

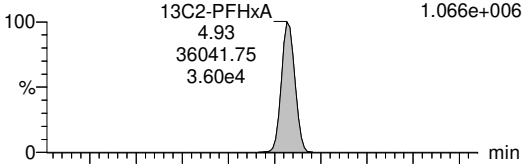

FC2L_009S28 Smooth(SG,3x1) F2:MRM of 24 channels,ES-
1,WG79609,2/4000uL L36271-3,i, 315.083 > 119.359
3.137e+004

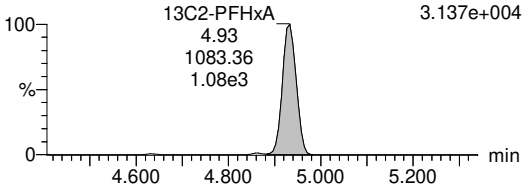

13C4-PFOA

FC2L_009S28 Smooth(SG,3x1) F3:MRM of 12 channels,ES-
1,WG79609,2/4000uL L36271-3,i, 417.083 > 171.95
1.664e+005

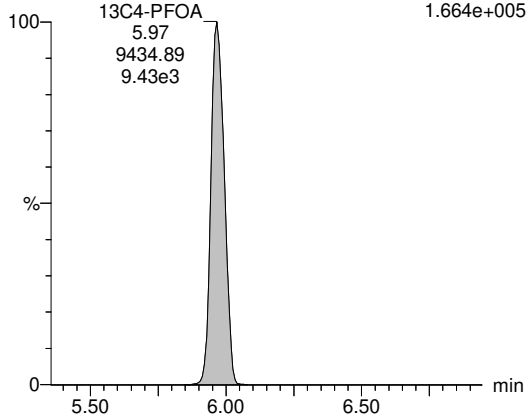

13C5-PFNA

FC2L_009S28 Smooth(SG,3x1) F4:MRM of 7 channels,ES-
1,WG79609,2/4000uL L36271-3,i, 468.019 > 423.008
2.743e+005

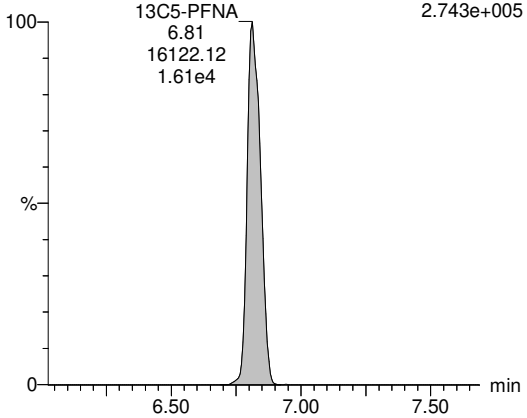

13C2-PFDA

FC2L_009S28 Smooth(SG,3x1) F5:MRM of 15 channels,ES-
1,WG79609,2/4000uL L36271-3,i, 515.134 > 470.05
3.693e+005

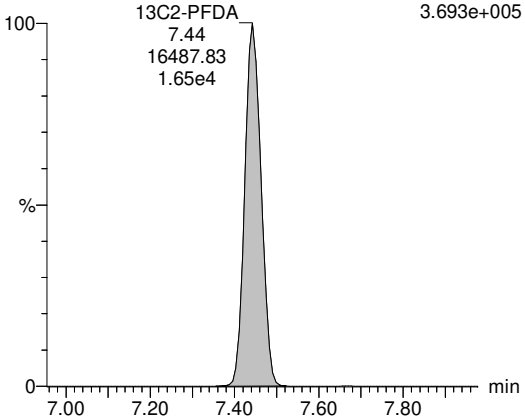

18O2-PFHxS

FC2L_009S28 Smooth(SG,3x1) F3:MRM of 12 channels,ES-
1,WG79609,2/4000uL L36271-3,i, 402.984 > 83.895
3.271e+005

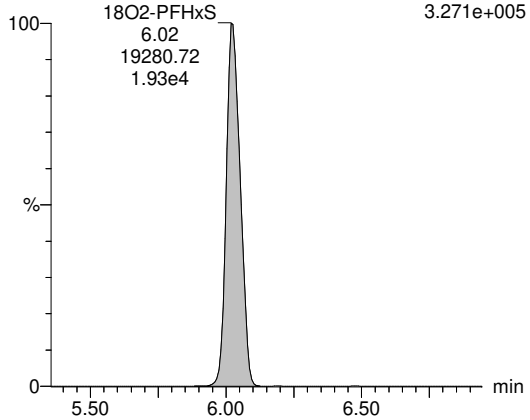

13C4-PFOS

FC2L_009S28 Smooth(SG,3x1) F5:MRM of 15 channels,ES-
1,WG79609,2/4000uL L36271-3,i, 502.791 > 79.856
4.494e+005

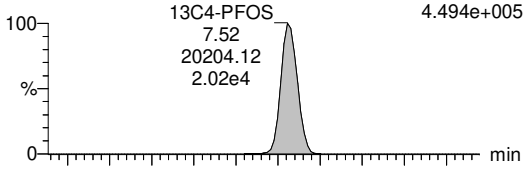

FC2L_009S28 Smooth(SG,3x1) F5:MRM of 15 channels,ES-
1,WG79609,2/4000uL L36271-3,i, 502.791 > 98.864
2.117e+005

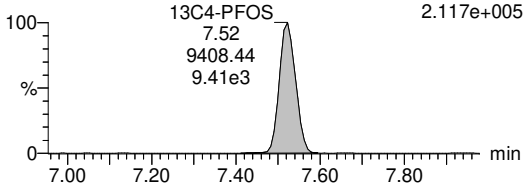

PV by TCH, SV by BRA 14-Jan-22, Conc. & LOD unit = ng for Inst QC, ng/mL for SPM, ng/L for samples

Quantify Sample Report **MassLynx MassLynx V4.1 SCN909**
SGS Axys Analytical Services, Ltd.

Dataset: G:\Masslynx\Inst_L\PFAS\quanfile\FC2L_009-b.qld

Last Altered: Wednesday, January 12, 2022 10:02:34 Pacific Standard Time
Printed: Friday, January 14, 2022 10:14:07 Pacific Standard Time

ID: L36271-3,i,, Name: FC2L_009S28, Description: 1,WG79609,2/4000uL, Date: 11-Jan-2022, Time: 18:16:09

13C2-D4-6:2 FTS

FC2L_009S28 Smooth(SG,3x1) F12:MRM of 6 channels,ES-
1,WG79609,2/4000uL L36271-3,i, 432.904 > 81.901
4.493e+005



FC2L_009S28 Smooth(SG,3x1) F12:MRM of 6 channels,ES-
1,WG79609,2/4000uL L36271-3,i, 432.904 > 411.943
1.650e+005



PV by TCH, SV by BRA 14-Jan-22, Conc. & LOD unit = ng for Inst QC, ng/mL for SPM, ng/L for samples

Quantify Sample Report **MassLynx MassLynx V4.1 SCN909**
SGS Axys Analytical Services, Ltd.

Dataset: G:\Masslynx\Inst_L\PFAS\quanfile\FC2L_009-b.qld

Last Altered: Wednesday, January 12, 2022 10:02:34 Pacific Standard Time
Printed: Friday, January 14, 2022 10:14:07 Pacific Standard Time

ID: L36271-3,i,, Name: FC2L_009S28, Description: 1,WG79609,2/4000uL, Date: 11-Jan-2022, Time: 18:16:09

#	IS#	Name	RT	Area	Confirm. Ion Area	IS Area	Std. Conc	Conc.	LOD	%Rec	Ratio (Pr...	Ratio	Ratio Fail(Y...	S/N	Noi...	IS Height	Samp. size	F2	Fla...
1	84	PFBA	1.51	8243		139396		4.756	0.0672					180	560	2012528	0.496	1.0	bb
2	85	PFPeA	4.26	10241		47788		7.155	0.1748					240	1944	1114331	0.496	1.0	db
3	86	PFHxA	4.93	9783	2336	21333		8.713	0.3961		4.85	4.19	NO	65	4528	651496	0.496	1.0	dd
4	87	PFHpA	5.36	9733	4162	29718		6.024	0.0303		2.16	2.34	NO	593	414	754152	0.496	1.0	bb
5	88	PFOA-I	5.97	7526	3755	29936		3.466	0.1890		1.96	2.00	NO	55	2456	537419	0.496	1.0	bb
6	88	PFOA-II				29936			0.1890		0.00				2456	537419	0.496	1.0	
7	88	PFOA-III				29936			0.1890		0.00				2456	537419	0.496	1.0	
8	88	PFOA-IV				29936			0.1890		0.00				2456	537419	0.496	1.0	
9		PFOA-SUM		7526		29936		3.466	0.1890						2456	537419	0.496	1.0	
10	88	PFOA	5.97	7526	3755	29936		3.466	0.1890		1.96	2.00	NO	55	2456	537419	0.496	1.0	bb
11	89	PFNA-I	6.81	1742	204	15231		1.126	0.1212		2.85	8.53	YES	29	1013	246778	0.496	1.0	db
12	89	PFNA-II				15231			0.1212		0.00				1013	246778	0.496	1.0	
13	89	PFNA-III				15231			0.1212		0.00				1013	246778	0.496	1.0	
14		PFNA-SUM		1742		15231		1.126	0.1212						1013	246778	0.496	1.0	
15	89	PFNA	6.81	1742	204	15231		1.126	0.1212		2.85	8.53	YES	29	1013	246778	0.496	1.0	db
16	90	PFDA				15428			0.1394		3.07				1289	333959	0.496	1.0	
17	91	PFUnA				16440			0.0841		4.31				920	434047	0.496	1.0	
18	92	PFDoA	8.06	81	3	12894		0.059	0.0336		7.42	24.38	YES	5	411	345105	0.496	1.0	bb
19	M...	PFTrDA				11054			0.1322		3.08				913	261674	0.496	1.0	
20	93	PFTeDA	8.62	96	15	9214		0.141	0.2036		2.82	6.57	YES	2	895	178242	0.496	1.0	bb
21	94	PFBS	4.86	1504	411	21828		1.206	0.0714		2.59	3.66	NO	46	832	611930	0.496	1.0	bb
22	95	PFPeS	5.37	137	61	19724		0.142	0.0542		2.24	2.25	NO	13	284	321287	0.496	1.0	bd
23	95	PFHxS-I	6.03	1787	797	19724		1.555	0.0245		2.37	2.24	NO	201	153	321287	0.496	1.0	bb
24	95	PFHxS-II	5.83	169	49	19724		0.147	0.0245		3.26	3.45	NO	17	153	321287	0.496	1.0	dd
25	95	PFHxS-III	5.76	79	42	19724		0.069	0.0245		2.72	1.89	NO	11	153	321287	0.496	1.0	dd
26		PFHxS-SUM		2034		19724		1.770	0.0735						153	321287	0.496	1.0	
27	95	PFHxS	6.03	1787	797	19724		1.555	0.0245		2.40	2.24	NO	201	153	321287	0.496	1.0	bb
28	96	PFHpS	6.90	35	4	17235		0.038	0.0152		2.12	8.02	YES	10	103	376613	0.496	1.0	dd
29	96	PFOS-I	7.52	3859	1496	17235		3.636	0.0583		2.42	2.58	NO	187	451	376613	0.496	1.0	db
30	96	PFOS-II	7.40	428	23	17235		0.403	0.0583		2.75	18.92	YES	23	451	376613	0.496	1.0	dd
31	96	PFOS-III	7.33	847	26	17235		0.798	0.0583		8.19	32.82	YES	32	451	376613	0.496	1.0	bd
32	96	PFOS-IV	7.14	77	18	17235		0.073	0.0583		2.14	4.20	YES	3	451	376613	0.496	1.0	bb
33		PFOS-SUM		5211		17235		4.910	0.2334						451	376613	0.496	1.0	
34	96	PFOS	7.52	3859	1496	17235		3.636	0.0583		2.54	2.58	NO	187	451	376613	0.496	1.0	db
35	96	PFNS	7.81	1	3	17235		0.001	0.0123		2.36	0.45	YES	0	90	376613	0.496	1.0	bb

PV by TCH, SV by BRA 14-Jan-22, Conc. & LOD unit = ng for Inst QC, ng/mL for SPM, ng/L for samples

Quantify Sample Report **MassLynx MassLynx V4.1 SCN909**
SGS Axys Analytical Services, Ltd.

Dataset: G:\Masslynx\Inst_L\PFAS\quanfile\FC2L_009-b.qld

Last Altered: Wednesday, January 12, 2022 10:02:34 Pacific Standard Time
Printed: Friday, January 14, 2022 10:14:07 Pacific Standard Time

ID: L36271-3,i,, Name: FC2L_009S28, Description: 1,WG79609,2/4000uL, Date: 11-Jan-2022, Time: 18:16:09

#	IS#	Name	RT	Area	Confirm. Ion Area	IS Area	Std. Conc	Conc.	LOD	%Rec	Ratio (Pr...	Ratio	Ratio Fail(Y...	S/N	Noi...	IS Height	Samp. size	F2	Fla...
36	96	PFDS	8.02	223	9	17235		0.231	0.0030		2.36	25.97	YES	293	21	376613	0.496	1.0	bb
37	96	PFDoS	8.70	11	9	17235		0.014	0.0019		2.24	1.25	NO	5	11	376613	0.496	1.0	bb
38	97	4:2 FTS	4.84	6	33	24462		0.022	0.0060		0.43	0.19	YES	12	17	733696	0.496	1.0	bb
39	98	6:2 FTS	5.73	243	669	17535		1.084	0.0059		0.44	0.36	NO	496	9	340286	0.496	1.0	bb
40	99	8:2 FTS	7.24	8	22	26656		0.046	0.0102		0.57	0.36	NO	21	12	544359	0.496	1.0	bd
41	100	PFOSA-I	8.70	149		32871		0.092	0.0054					37	52	591529	0.496	1.0	bb
42	100	PFOSA-II	8.70	149		32871		0.092	0.0054					37	52	591529	0.496	1.0	bb
43		PFOSA-SUM		298		32871		0.184	0.0107						52	591529	0.496	1.0	
44	100	PFOSA	8.70	149		32871		0.092	0.0054					37	52	591529	0.496	1.0	bb
45	101	N-MeFOSA-I				3026			0.0106		0.55				19	95219	0.496	1.0	
46	101	N-MeFOSA-II				3026			0.0106		1.14				19	95219	0.496	1.0	
47		N-MeFOSA-SUM		0		3026									19	95219	0.496	1.0	
48	101	N-MeFOSA				3026			0.0106		0.53				19	95219	0.496	1.0	
49	102	N-EtFOSA-I	10.40	5	6	2983		0.026	0.0076		0.55	0.72	NO	15	14	93462	0.496	1.0	bd
50	102	N-EtFOSA-II	10.28	7	13	2983		0.039	0.0076		1.28	0.52	YES	9	14	93462	0.496	1.0	bb
51		N-EtFOSA-SUM		12		2983		0.065	0.0152						14	93462	0.496	1.0	
52	102	N-EtFOSA	10.40	5	6	2983		0.026	0.0076		0.53	0.72	NO	15	14	93462	0.496	1.0	bd
53	103	MeFOSAA-I	7.53	28	12	11883		0.110	0.0077		2.01	2.22	NO	57	15	275208	0.496	1.0	bb
54	103	MeFOSAA-II				11883			0.0077		1.84				15	275208	0.496	1.0	
55	103	MeFOSAA-III				11883			0.0077		0.29				15	275208	0.496	1.0	
56		MeFOSAA-SUM		28		11883		0.110	0.0077						15	275208	0.496	1.0	
57	103	MeFOSAA	7.53	28	12	11883		0.110	0.0077		1.87	2.22	NO	57	15	275208	0.496	1.0	bb
58	104	EtFOSAA-I				10183			0.0162		1.24				26	252106	0.496	1.0	
59	104	EtFOSAA-II				10183			0.0162		0.34				26	252106	0.496	1.0	
60	104	EtFOSAA-III				10183			0.0162		0.63				26	252106	0.496	1.0	
61		EtFOSAA-SUM		0		10183									26	252106	0.496	1.0	
62	104	EtFOSAA				10183			0.0162		1.09				26	252106	0.496	1.0	
63	105	N-MeFOSE-I				223794			0.0236						275	6383289	0.496	1.0	
64	105	N-MeFOSE-II				223794			0.0236						275	6383289	0.496	1.0	
65	105	N-MeFOSE-III				223794			0.0236						275	6383289	0.496	1.0	
66		N-MeFOSE-SUM		0		223794									275	6383289	0.496	1.0	
67	105	N-MeFOSE				223794			0.0236						275	6383289	0.496	1.0	
68	106	N-EtFOSE-I	10.29	174		228942		0.129	0.0242					15	334	7013187	0.496	1.0	bb
69	106	N-EtFOSE-II				228942			0.0242						334	7013187	0.496	1.0	
70	106	N-EtFOSE-III				228942			0.0242						334	7013187	0.496	1.0	

PV by TCH, SV by BRA 14-Jan-22, Conc. & LOD unit = ng for Inst QC, ng/mL for SPM, ng/L for samples

Quantify Sample Report **MassLynx MassLynx V4.1 SCN909**
SGS Axys Analytical Services, Ltd.

Dataset: G:\Masslynx\Inst_L\PFAS\quanfile\FC2L_009-b.qld

Last Altered: Wednesday, January 12, 2022 10:02:34 Pacific Standard Time
Printed: Friday, January 14, 2022 10:14:07 Pacific Standard Time

ID: L36271-3,i,, Name: FC2L_009S28, Description: 1,WG79609,2/4000uL, Date: 11-Jan-2022, Time: 18:16:09

#	IS#	Name	RT	Area	Confirm. Ion Area	IS Area	Std. Conc	Conc.	LOD	%Rec	Ratio (Pr...	Ratio	Ratio Fail(Y...	S/N	Noi...	IS Height	Samp. size	F2	Fla...
71		N-EtFOSE-SUM		174		228942		0.129	0.0242						334	7013187	0.496	1.0	
72	106	N-EtFOSE	10.29	174		228942		0.129	0.0242					15	334	7013187	0.496	1.0	bb
73	107	HFPO-DA				41133			0.0074		2.87				43	1271244	0.496	1.0	
74	107	ADONA	5.43	8	1	41133		0.002	0.0029		1.08	5.93	YES	3	107	1271244	0.496	1.0	bb
75	107	9Cl-PF3ONS				41133			0.0032		3.20				34	1271244	0.496	1.0	
76	107	11Cl-PF3OUdS				41133			0.0035		3.13				19	1271244	0.496	1.0	
77	85	3:3 FTCA	3.82	18	104	47788		0.186	0.2528		1.75	0.17	YES	3	193	1114331	0.496	1.0	bb
78	86	5:3 FTCA				21333			0.0877		1.20				163	651496	0.496	1.0	
79	86	7:3 FTCA				21333			0.4490		0.71				485	651496	0.496	1.0	
80	86	PFEESA				21333			0.0181		9.28				616	651496	0.496	1.0	
81	85	PFMPA	2.30	46		47788		0.021	0.0225					3	378	1114331	0.496	1.0	bb
82	85	PFMBA	4.32	8		47788		0.003	0.0081					3	182	1114331	0.496	1.0	bb
83	86	NFDHA				21333			0.0672		0.94				31	651496	0.496	1.0	
84	108	13C4-PFBA	1.51	139396		67046	40.000	73.452	0.0128	91.0				171...	117	971040	0.496	1.0	bb
85	109	13C5-PFPeA	4.25	47788		36042	20.000	32.538	0.7338	80.6				105	10...	1065998	0.496	1.0	db
86	109	13C5-PFHxA	4.93	21333	1123	36042	10.000	17.074	0.0352	84.6	23.32	19.00	NO	1503	433	1065998	0.496	1.0	bb
87	110	13C4-PFHpA	5.36	29718		9435	10.000	19.161	0.0100	95.0				8274	91	166330	0.496	1.0	bb
88	110	13C8-PFOA	5.97	29936		9435	10.000	17.172	0.0010	85.1				518...	10	166330	0.496	1.0	bb
89	111	13C9-PFNA	6.81	15231		16122	5.000	8.306	0.0029	82.3				8115	30	274254	0.496	1.0	bb
90	112	13C6-PFDA	7.44	15428		16488	5.000	9.379	0.0137	93.0				1981	169	369239	0.496	1.0	dd
91	112	13C7-PFUnA	7.81	16440		16488	5.000	9.210	0.0022	91.3				150...	29	369239	0.496	1.0	bb
92	112	13C2-PFDoA	8.06	12894		16488	5.000	8.391	0.0126	83.2				2378	145	369239	0.496	1.0	bb
93	112	13C2-PFTeDA	8.63	9214		16488	5.000	6.836	0.0027	67.8				6588	27	369239	0.496	1.0	bb
94	113	13C3-PFBS	4.86	21828	7979	19281	10.030	18.367	0.0861	90.8	2.73	2.74	NO	1057	579	327079	0.496	1.0	bb
95	113	13C3-PFHxS	6.02	19724	7939	19281	10.015	18.192	0.0123	90.0	2.38	2.48	NO	4271	75	327079	0.496	1.0	bb
96	114	13C8-PFOS	7.52	17235	8163	20204	10.062	18.949	0.0052	93.4	2.33	2.11	NO	108...	35	449232	0.496	1.0	bd
97	115	13C2-4:2 FTS	4.82	24462	11800	22243	20.168	40.529	0.1983	99.6	1.62	2.07	NO	911	806	449164	0.496	1.0	bb
98	115	13C2-6:2 FTS	5.73	17535	8541	22243	19.998	35.013	0.0307	86.8	1.88	2.05	NO	3289	103	449164	0.496	1.0	bb
99	115	13C2-8:2 FTS	7.24	26656	7993	22243	20.040	33.641	0.0134	83.2	3.76	3.33	NO	7622	71	449164	0.496	1.0	bd
1...	114	13C8-PFOSA	8.69	32871		20204	10.000	18.062	0.0014	89.5				304...	19	449232	0.496	1.0	bb
1...	114	D3-N-MeFOSA	10.11	3026		20204	10.000	10.854	0.0357	53.8				1289	74	449232	0.496	1.0	bb
1...	114	D5-N-EtFOSA	10.39	2983		20204	10.000	10.678	0.0128	52.9				3516	27	449232	0.496	1.0	bb
1...	115	D3-MeFOSAA	7.52	11883		22243	20.000	22.568	0.0035	55.9				219...	13	449164	0.496	1.0	bb
1...	115	D5-EtFOSAA	7.67	10183		22243	20.000	23.561	0.0071	58.4				122...	21	449164	0.496	1.0	dd
1...	114	D7-N-MeFOSE	9.97	223794		20204	100.000	120.716	0.0341	59.8				136...	469	449232	0.496	1.0	bb

PV by TCH, SV by BRA 14-Jan-22, Conc. & LOD unit = ng for Inst QC, ng/mL for SPM, ng/L for samples

Quantify Sample Report **MassLynx MassLynx V4.1 SCN909**
SGS Axys Analytical Services, Ltd.

Dataset: G:\Masslynx\Inst_L\PFAS\quanfile\FC2L_009-b.qld

Last Altered: Wednesday, January 12, 2022 10:02:34 Pacific Standard Time
Printed: Friday, January 14, 2022 10:14:07 Pacific Standard Time

ID: L36271-3,i,, Name: FC2L_009S28, Description: 1,WG79609,2/4000uL, Date: 11-Jan-2022, Time: 18:16:09

#	IS#	Name	RT	Area	Confirm. Ion Area	IS Area	Std. Conc	Conc.	LOD	%Rec	Ratio (Pr...	Ratio	Ratio Fail(Y...	S/N	Noi...	IS Height	Samp. size	F2	Fla...
1...	114	D9-N-EtFOSE	10.27	228942		20204	100.000	95.471	0.0278	47.3				141...	494	449232	0.496	1.0	bb
1...	109	13C3-HFPO-DA	5.08	41133	14485	36042	40.000	70.560	0.0035	87.4	2.64	2.84	NO	633...	20	1065998	0.496	1.0	bb
1...		13C3-PFBA	1.51	67046			20.000	27.474	0.0378	68.1				2178	446		0.496	1.0	db
1...		13C2-PFHxA	4.93	36042	1083		10.000	13.305	0.0007	66.0	35.50	33.27	NO	540...	20		0.496	1.0	bb
110		13C4-PFOA	5.97	9435			10.000	14.496	0.0039	71.9				112...	15		0.496	1.0	bb
111		13C5-PFNA	6.81	16122			5.000	7.030	0.0038	69.7				5518	50		0.496	1.0	bd
112		13C2-PFDA	7.44	16488			5.000	6.443	0.0034	63.9				5644	65		0.496	1.0	bb
113		18O2-PFHxS	6.02	19281			10.050	13.679	0.0020	67.5				207...	16		0.496	1.0	bb
114		13C4-PFOS	7.52	20204	9408		10.150	13.201	0.0031	64.5	2.17	2.15	NO	128...	35		0.496	1.0	bb
115		13C2-D4-6:2 F...	5.73	22243	8175		20.000	69.972	0.0074	173.4	2.50	2.72	NO	284...	16		0.496	1.0	bb

PV by TCH, SV by BRA 14-Jan-22, Conc. & LOD unit = ng for Inst QC, ng/mL for SPM, ng/L for samples

Quantify Sample Report **MassLynx MassLynx V4.1 SCN909**
SGS Axys Analytical Services, Ltd.

Dataset: G:\Masslynx\Inst_L\PFAS\quanfile\FC2L_008-b.qld

Last Altered: Tuesday, January 11, 2022 20:21:00 Pacific Standard Time
Printed: Thursday, January 13, 2022 13:21:01 Pacific Standard Time

Method: G:\Masslynx\Master Methods\MassLynx SCN 909\UPLC\FC_110_UPLC_15DoD.mdb 10 Jun 2021 10:20:13
Calibration: G:\Masslynx\Inst_L\PFAS\curve\FC1L_080-A6.cdb 09 Jun 2021 14:38:41

ID: WG79609-101,, BLK, Name: FC2L_008S22, Description: 1,WG79609,2/4000uL, Date: 11-Jan-2022, Time: 01:49:10

PFBA

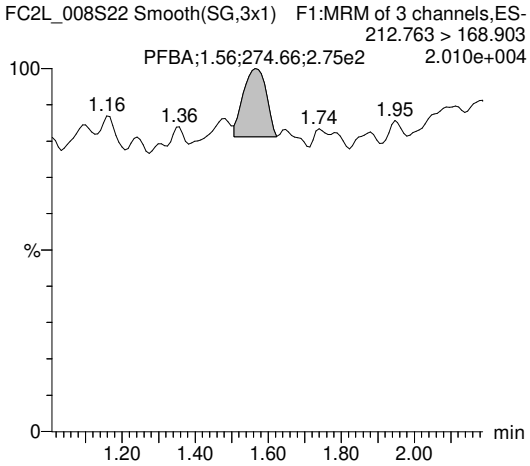

PFPeA

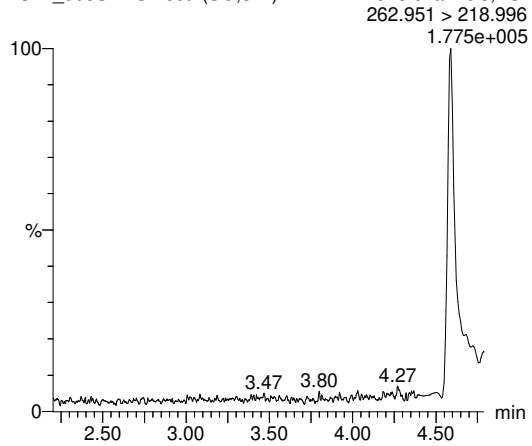

PFHxA

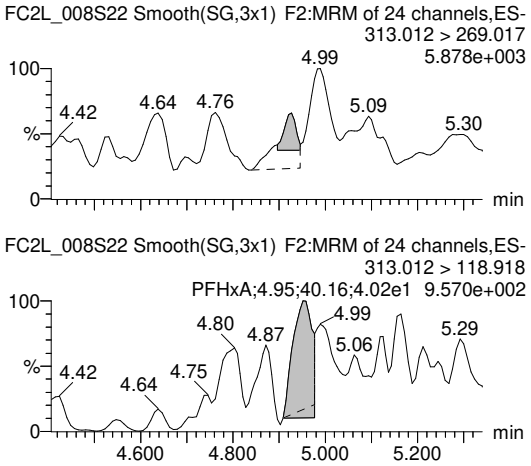

PFHpA

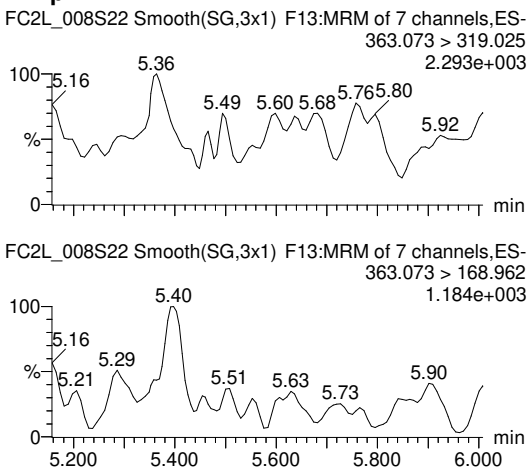

PFOA-I

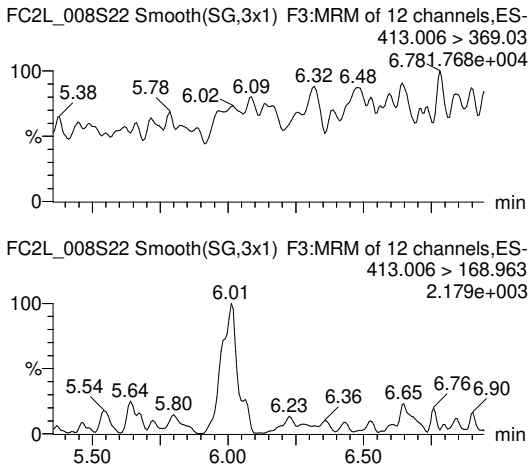

PFOA-II

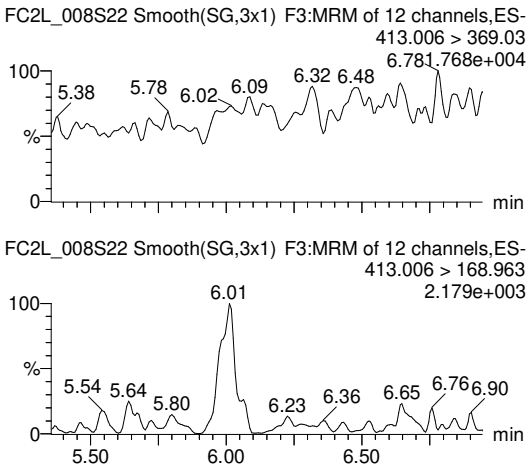

PV by TCH, SV by BRA 13-Jan-22, Conc. & LOD unit = ng for Inst QC, ng/mL for SPM, ng/L for samples

Quantify Sample Report **MassLynx MassLynx V4.1 SCN909**
SGS Axys Analytical Services, Ltd.

Dataset: G:\Masslynx\Inst_L\PFAS\quanfile\FC2L_008-b.qld

Last Altered: Tuesday, January 11, 2022 20:21:00 Pacific Standard Time
Printed: Thursday, January 13, 2022 13:21:01 Pacific Standard Time

ID: WG79609-101,, BLK, Name: FC2L_008S22, Description: 1,WG79609,2/4000uL, Date: 11-Jan-2022, Time: 01:49:10

PFOA-III

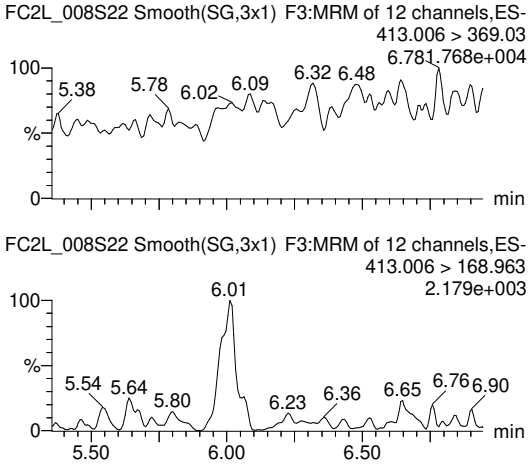

PFOA-IV

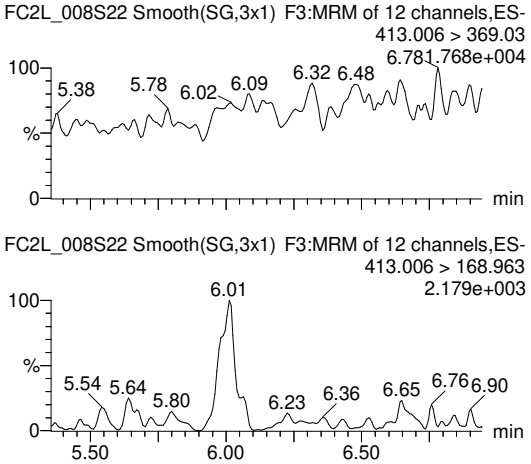

PFOA-SUM

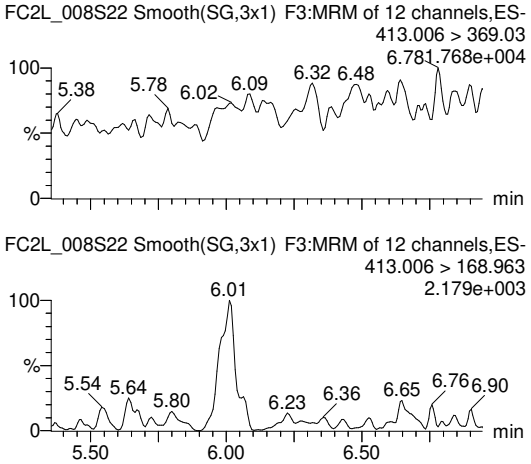

PFOA

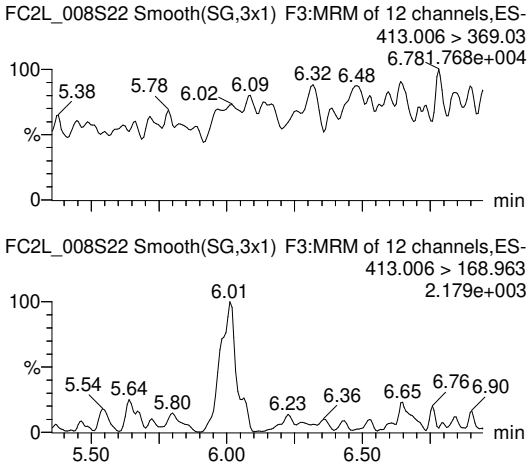

PFNA-I

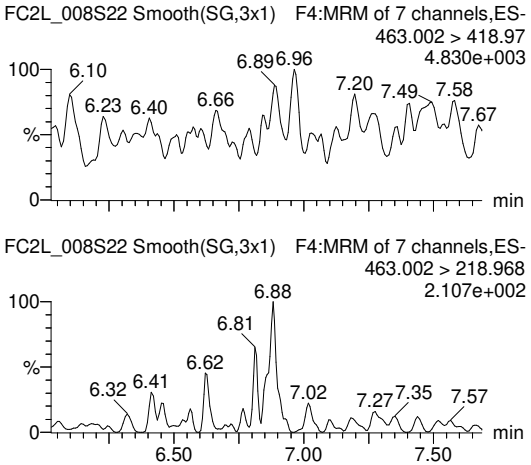

PFNA-II

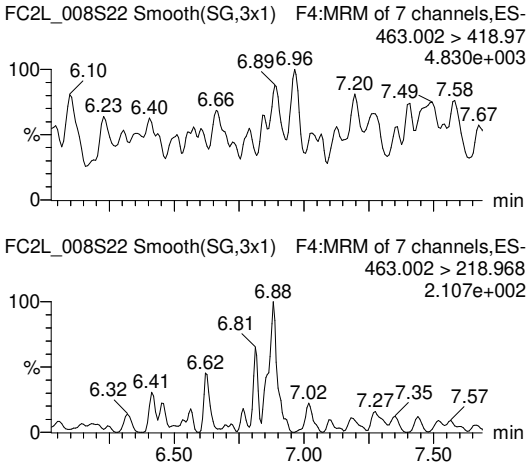

PV by TCH, SV by BRA 13-Jan-22, Conc. & LOD unit = ng for Inst QC, ng/mL for SPM, ng/L for samples

Quantify Sample Report **MassLynx MassLynx V4.1 SCN909**
SGS Axys Analytical Services, Ltd.

Dataset: G:\Masslynx\Inst_L\PFAS\quanfile\FC2L_008-b.qld

Last Altered: Tuesday, January 11, 2022 20:21:00 Pacific Standard Time
Printed: Thursday, January 13, 2022 13:21:01 Pacific Standard Time

ID: WG79609-101,, BLK, Name: FC2L_008S22, Description: 1,WG79609,2/4000uL, Date: 11-Jan-2022, Time: 01:49:10

PFNA-III

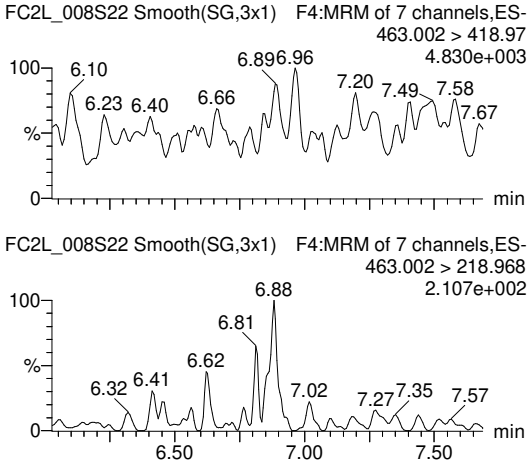

PFNA-SUM

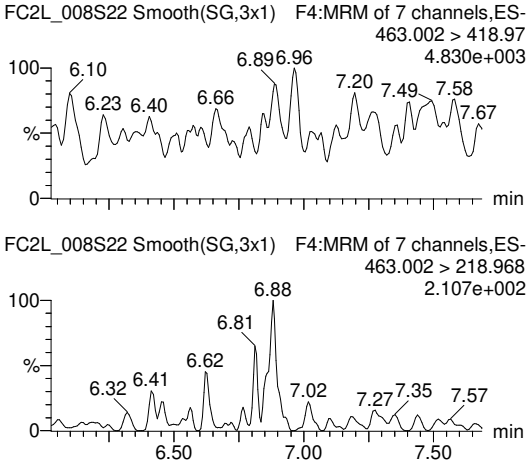

PFNA

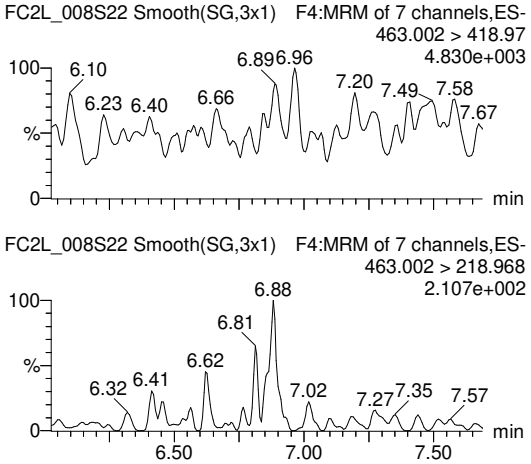

PFDA

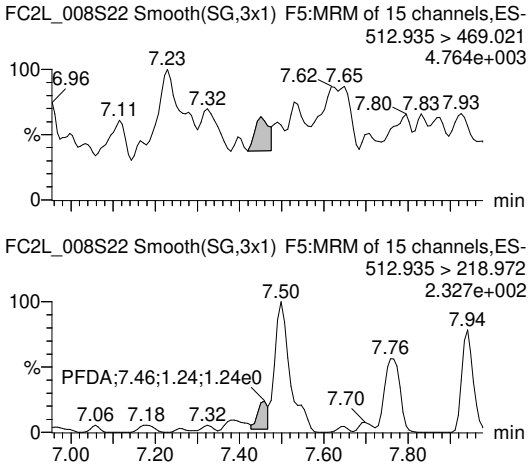

PFUnA

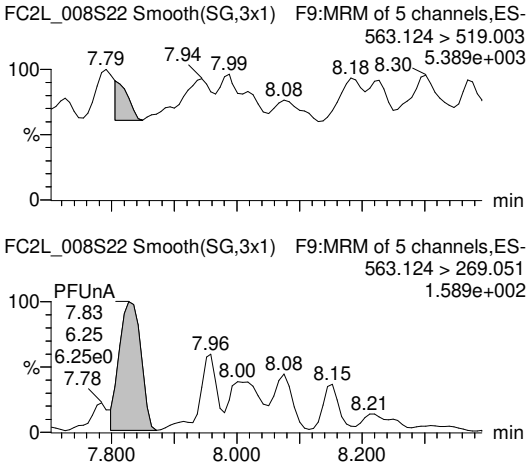

PFDoA

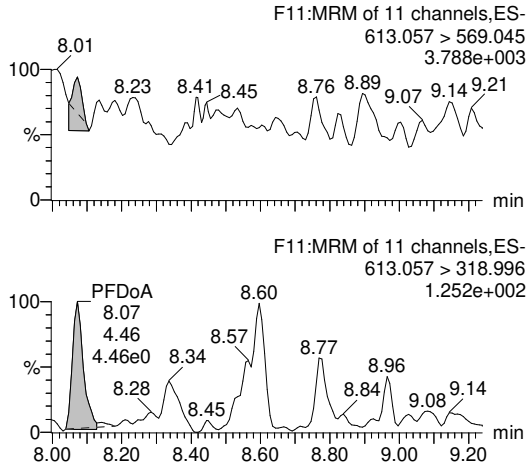

PV by TCH, SV by BRA 13-Jan-22, Conc. & LOD unit = ng for Inst QC, ng/mL for SPM, ng/L for samples

Quantify Sample Report **MassLynx MassLynx V4.1 SCN909**
SGS Axys Analytical Services, Ltd.

Dataset: G:\Masslynx\Inst_L\PFAS\quanfile\FC2L_008-b.qld

Last Altered: Tuesday, January 11, 2022 20:21:00 Pacific Standard Time
Printed: Thursday, January 13, 2022 13:21:01 Pacific Standard Time

ID: WG79609-101,, BLK, Name: FC2L_008S22, Description: 1,WG79609,2/4000uL, Date: 11-Jan-2022, Time: 01:49:10

PFTrDA

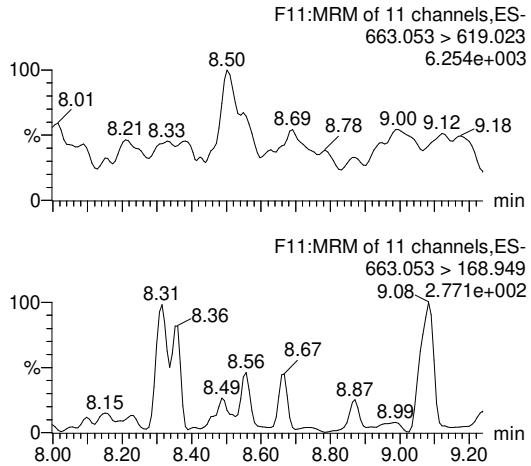

PFTeDA

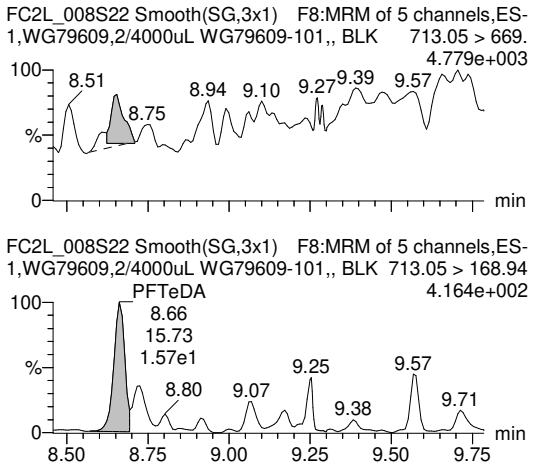

PFBS

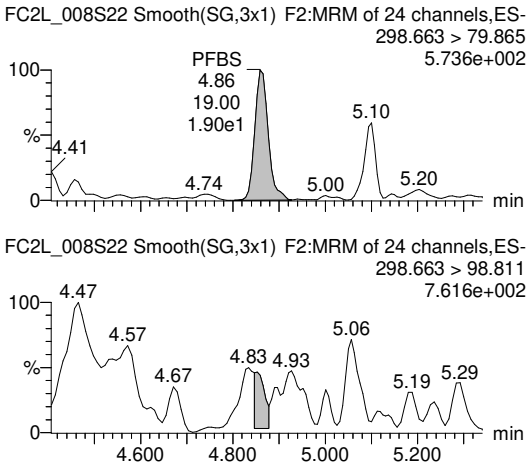

PFPeS

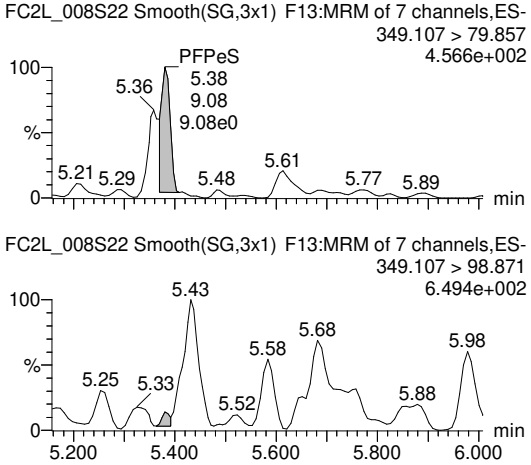

PFHxS-I

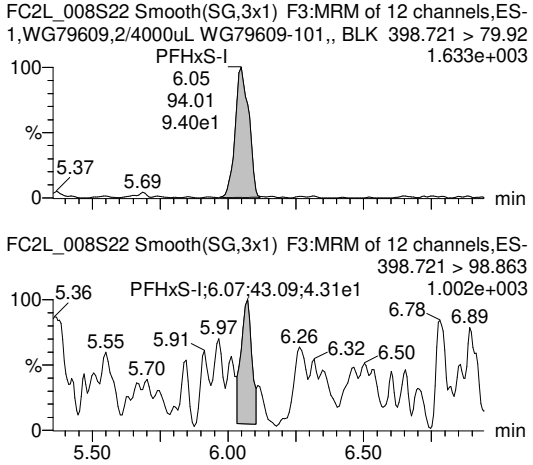

PFHxS-II

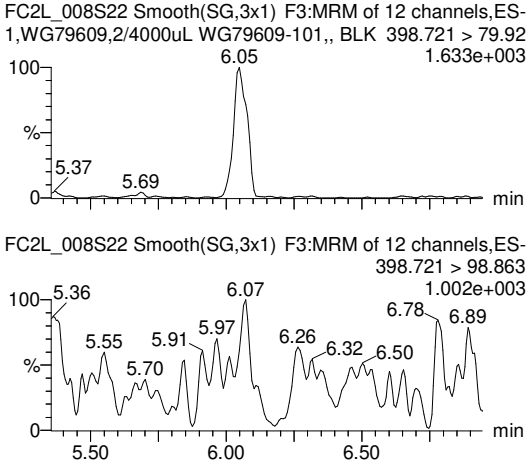

PV by TCH, SV by BRA 13-Jan-22, Conc. & LOD unit = ng for Inst QC, ng/mL for SPM, ng/L for samples

Quantify Sample Report **MassLynx MassLynx V4.1 SCN909**
SGS Axys Analytical Services, Ltd.

Dataset: G:\Masslynx\Inst_L\PFAS\quanfile\FC2L_008-b.qld

Last Altered: Tuesday, January 11, 2022 20:21:00 Pacific Standard Time
Printed: Thursday, January 13, 2022 13:21:01 Pacific Standard Time

ID: WG79609-101,, BLK, Name: FC2L_008S22, Description: 1,WG79609,2/4000uL, Date: 11-Jan-2022, Time: 01:49:10

PFHxS-III

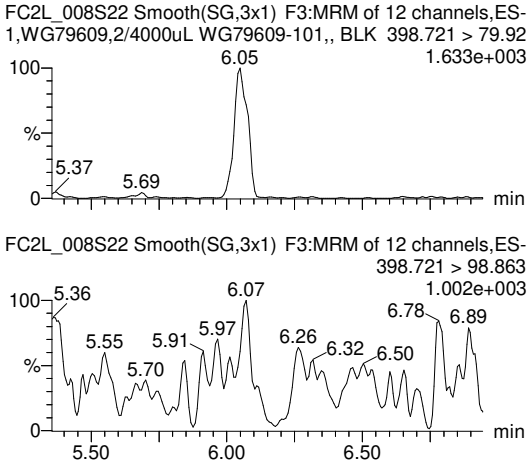

PFHxS-SUM

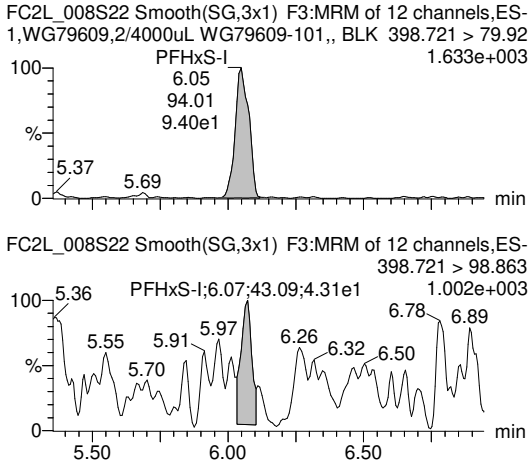

PFHxS

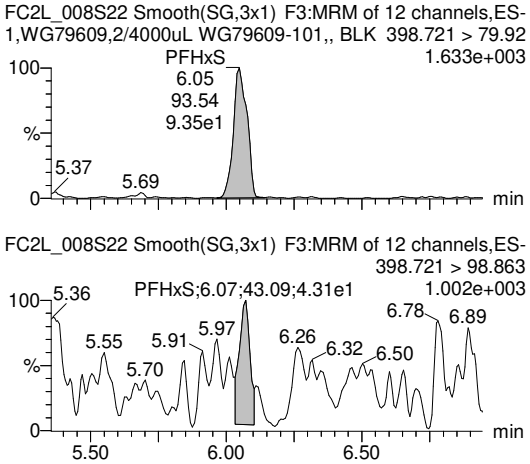

PFHpS

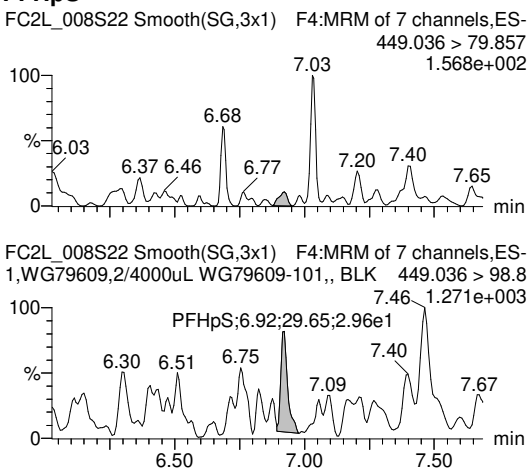

PFOS-I

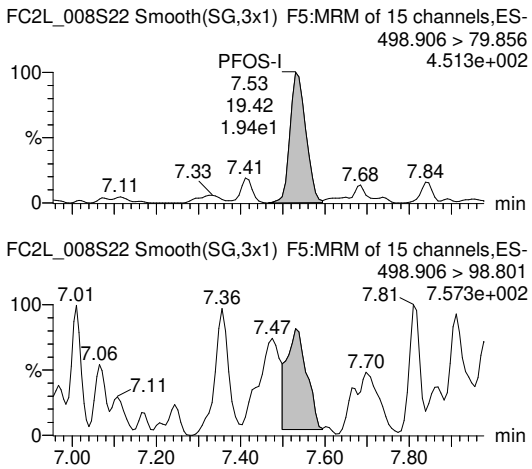

PFOS-II

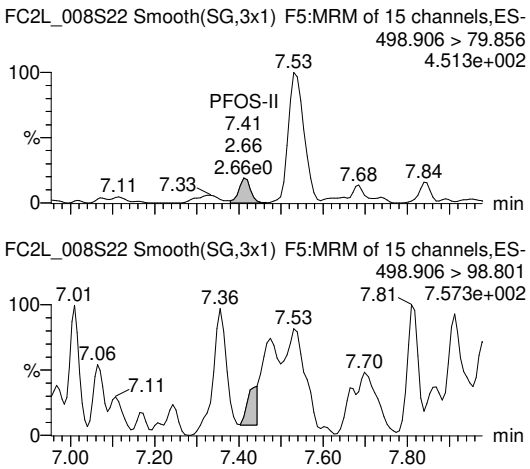

PV by TCH, SV by BRA 13-Jan-22, Conc. & LOD unit = ng for Inst QC, ng/mL for SPM, ng/L for samples

Quantify Sample Report **MassLynx MassLynx V4.1 SCN909**
SGS Axys Analytical Services, Ltd.

Dataset: G:\Masslynx\Inst_L\PFAS\quanfile\FC2L_008-b.qld

Last Altered: Tuesday, January 11, 2022 20:21:00 Pacific Standard Time
Printed: Thursday, January 13, 2022 13:21:01 Pacific Standard Time

ID: WG79609-101,, BLK, Name: FC2L_008S22, Description: 1,WG79609,2/4000uL, Date: 11-Jan-2022, Time: 01:49:10

PFOS-III

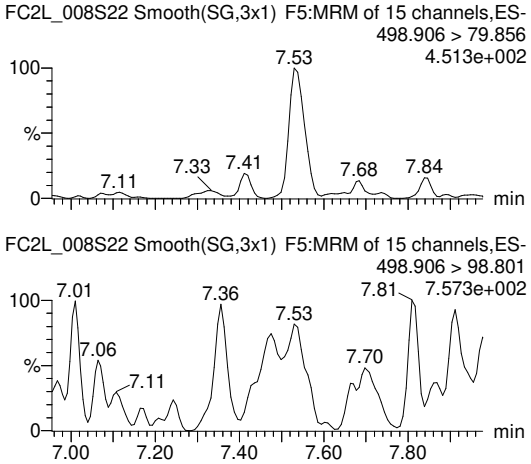

PFOS-IV

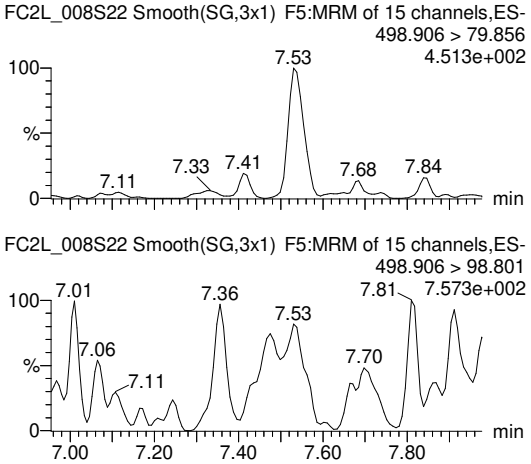

PFOS-SUM

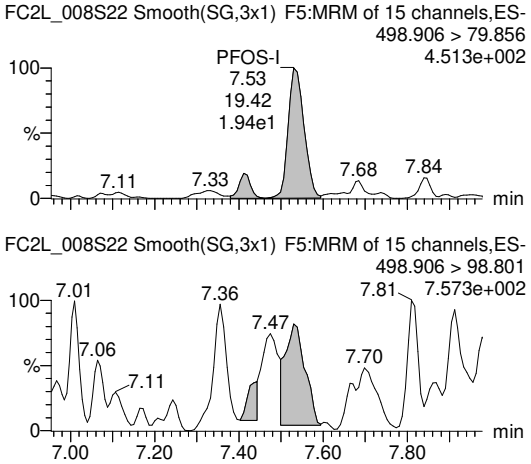

PFOS

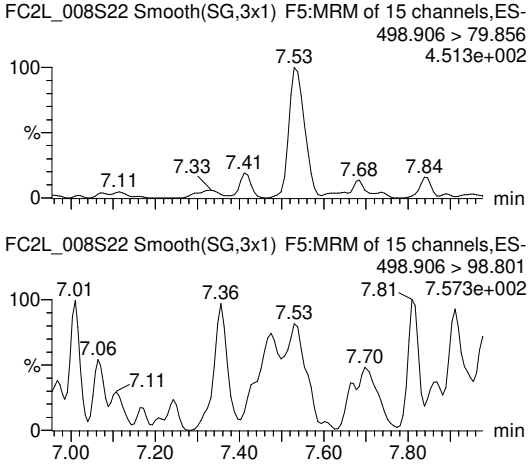

PFNS

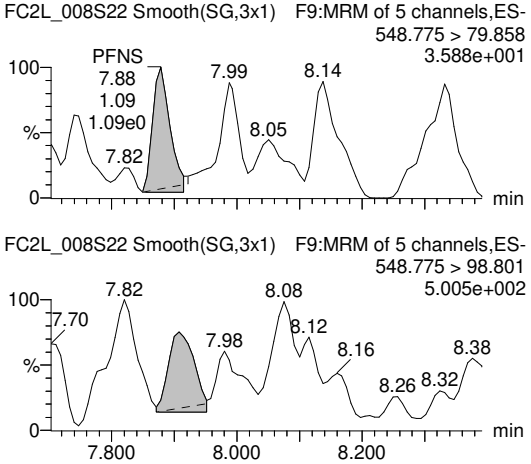

PFDS

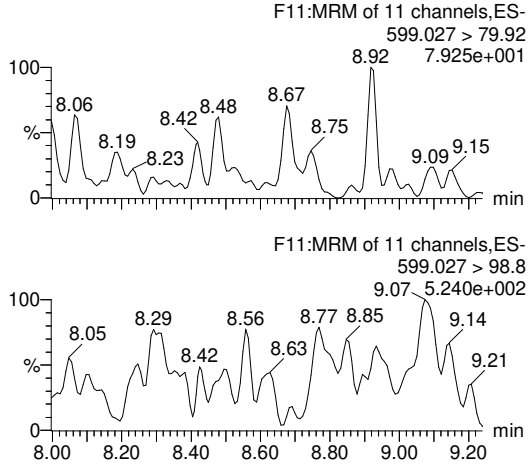

PV by TCH, SV by BRA 13-Jan-22, Conc. & LOD unit = ng for Inst QC, ng/mL for SPM, ng/L for samples

Quantify Sample Report **MassLynx MassLynx V4.1 SCN909**
SGS Axys Analytical Services, Ltd.

Dataset: G:\Masslynx\Inst_L\PFAS\quanfile\FC2L_008-b.qld

Last Altered: Tuesday, January 11, 2022 20:21:00 Pacific Standard Time
Printed: Thursday, January 13, 2022 13:21:01 Pacific Standard Time

ID: WG79609-101,, BLK, Name: FC2L_008S22, Description: 1,WG79609,2/4000uL, Date: 11-Jan-2022, Time: 01:49:10

PFDoS

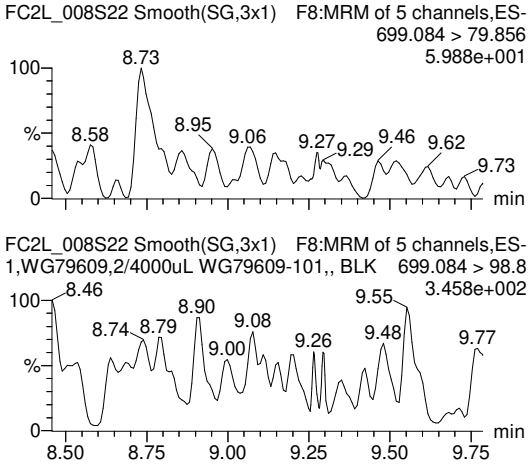

4:2 FTS

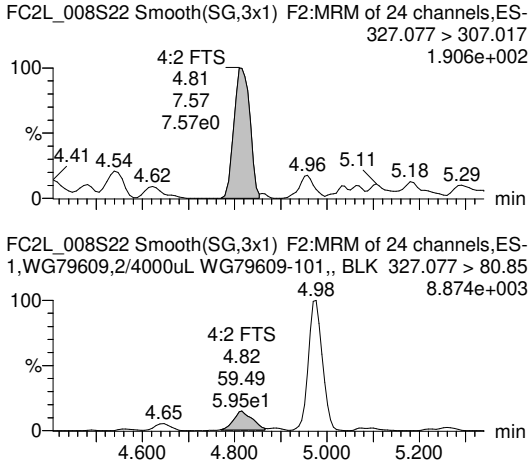

6:2 FTS

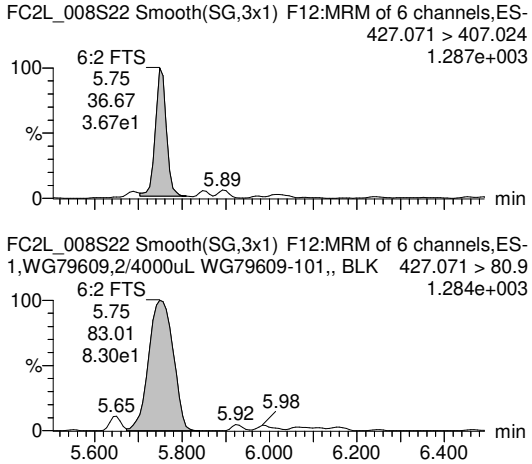

8:2 FTS

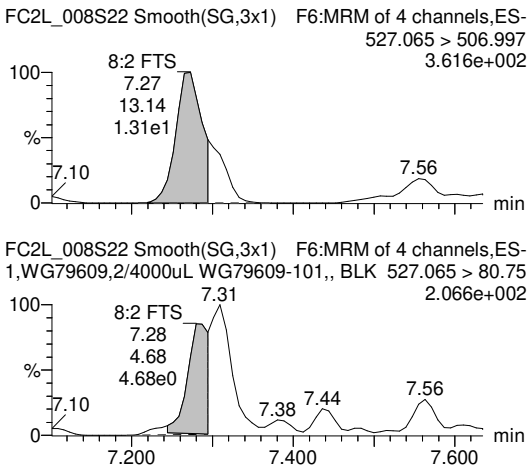

PFOSA-I

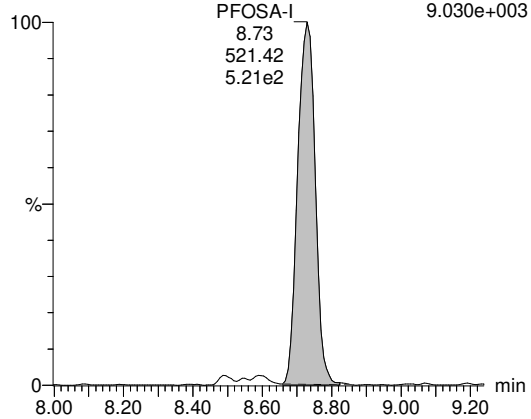

PFOSA-II

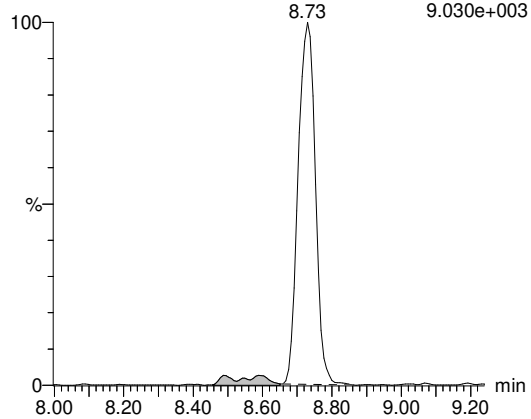

PV by TCH, SV by BRA 13-Jan-22, Conc. & LOD unit = ng for Inst QC, ng/mL for SPM, ng/L for samples

Quantify Sample Report **MassLynx MassLynx V4.1 SCN909**
SGS Axys Analytical Services, Ltd.

Dataset: G:\Masslynx\Inst_L\PFAS\quanfile\FC2L_008-b.qld

Last Altered: Tuesday, January 11, 2022 20:21:00 Pacific Standard Time
Printed: Thursday, January 13, 2022 13:21:01 Pacific Standard Time

ID: WG79609-101,, BLK, Name: FC2L_008S22, Description: 1,WG79609,2/4000uL, Date: 11-Jan-2022, Time: 01:49:10

PFOSA-SUM

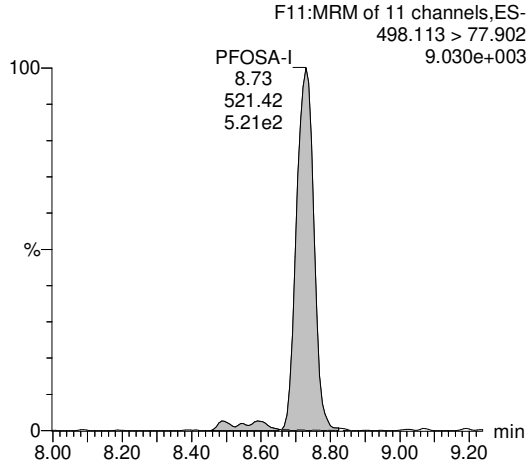

PFOSA

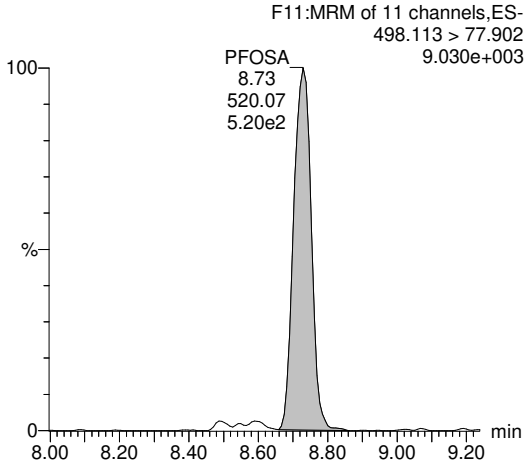

N-MeFOSA-I

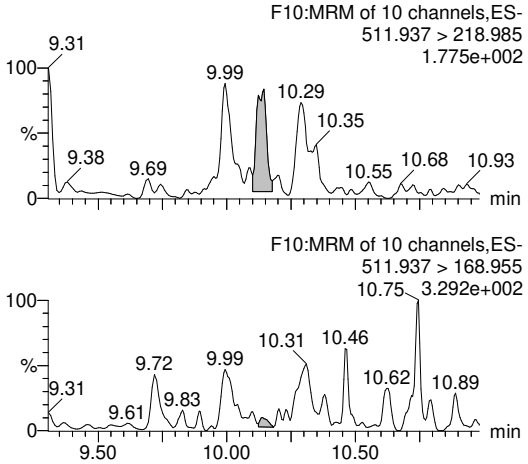

N-MeFOSA-II

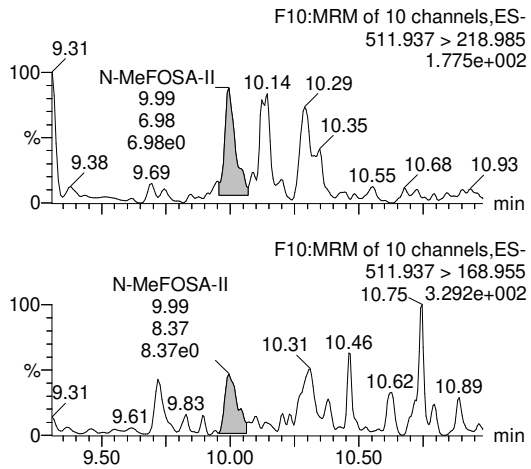

N-MeFOSA-SUM

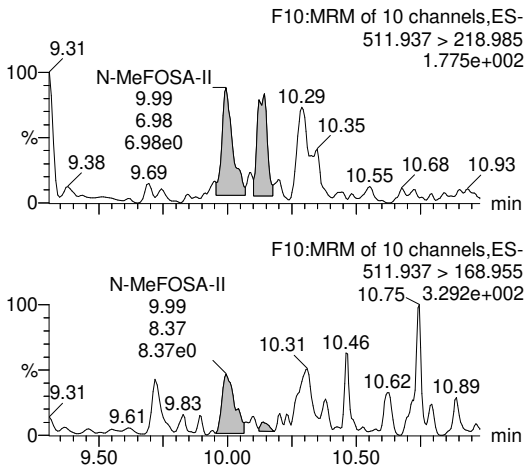

N-MeFOSA

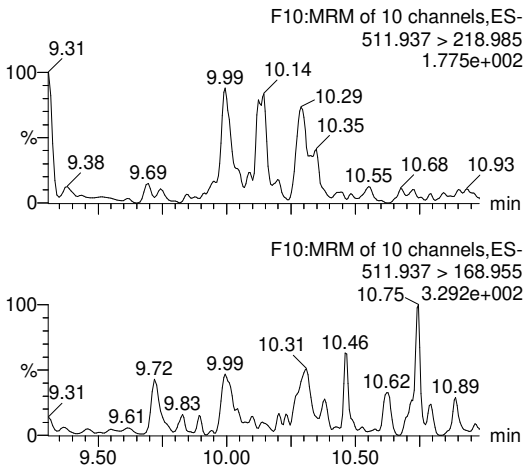

PV by TCH, SV by BRA 13-Jan-22, Conc. & LOD unit = ng for Inst QC, ng/mL for SPM, ng/L for samples

Quantify Sample Report **MassLynx MassLynx V4.1 SCN909**
SGS Axys Analytical Services, Ltd.

Dataset: G:\Masslynx\Inst_L\PFAS\quanfile\FC2L_008-b.qld

Last Altered: Tuesday, January 11, 2022 20:21:00 Pacific Standard Time
Printed: Thursday, January 13, 2022 13:21:01 Pacific Standard Time

ID: WG79609-101,, BLK, Name: FC2L_008S22, Description: 1,WG79609,2/4000uL, Date: 11-Jan-2022, Time: 01:49:10

N-EtFOSA-I

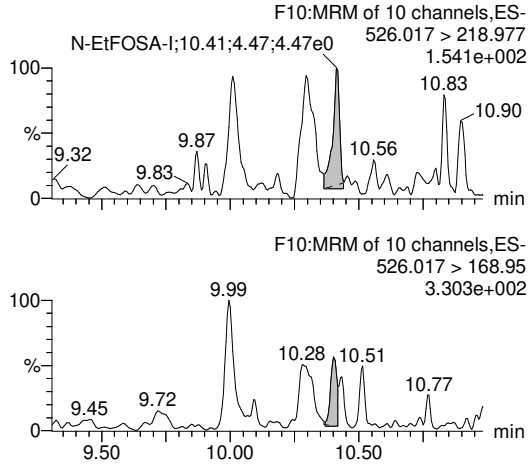

N-EtFOSA-II

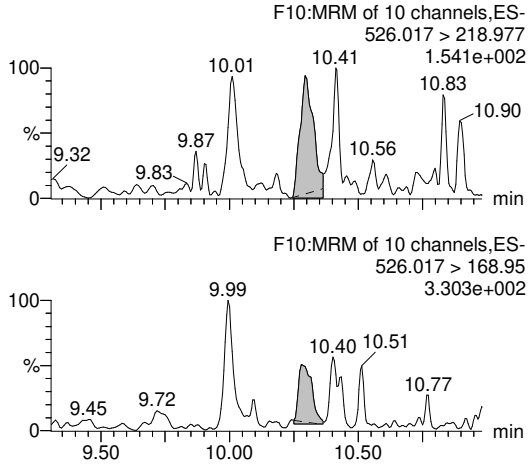

N-EtFOSA-SUM

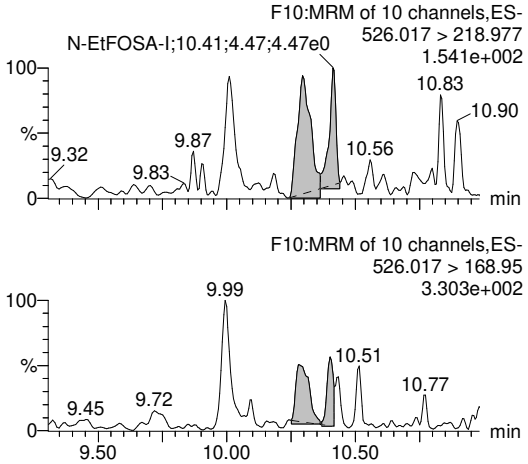

N-EtFOSA

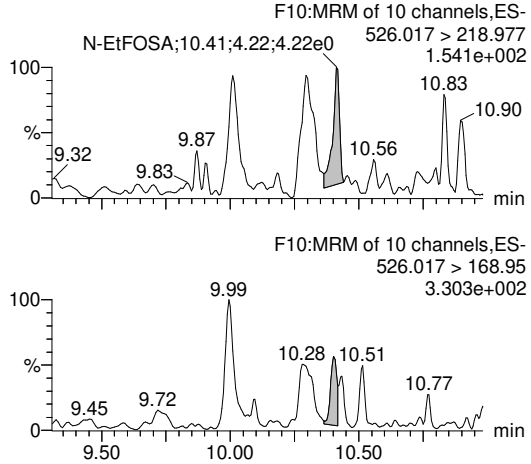

MeFOSAA-I

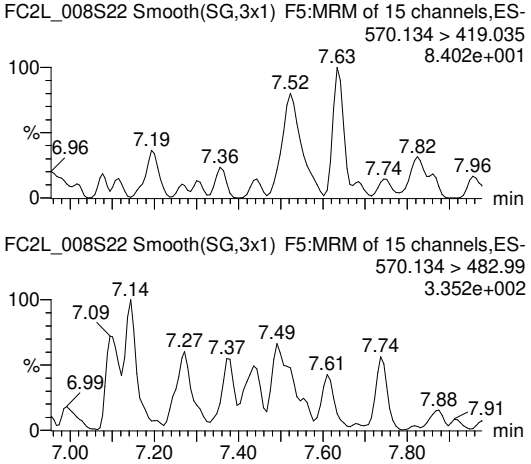

MeFOSAA-II

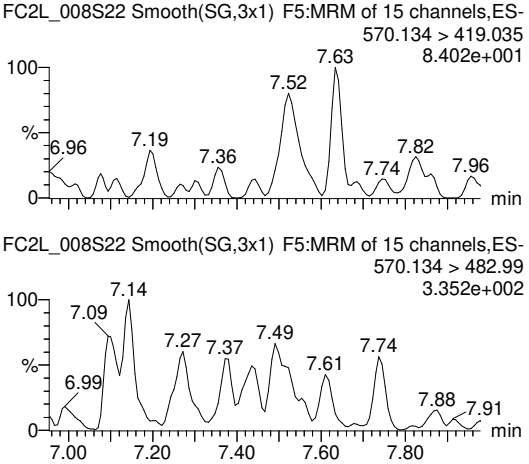

PV by TCH, SV by BRA 13-Jan-22, Conc. & LOD unit = ng for Inst QC, ng/mL for SPM, ng/L for samples

Quantify Sample Report **MassLynx MassLynx V4.1 SCN909**
SGS Axys Analytical Services, Ltd.

Dataset: G:\Masslynx\Inst_L\PFAS\quanfile\FC2L_008-b.qld

Last Altered: Tuesday, January 11, 2022 20:21:00 Pacific Standard Time
Printed: Thursday, January 13, 2022 13:21:01 Pacific Standard Time

ID: WG79609-101,, BLK, Name: FC2L_008S22, Description: 1,WG79609,2/4000uL, Date: 11-Jan-2022, Time: 01:49:10

MeFOSAA-III

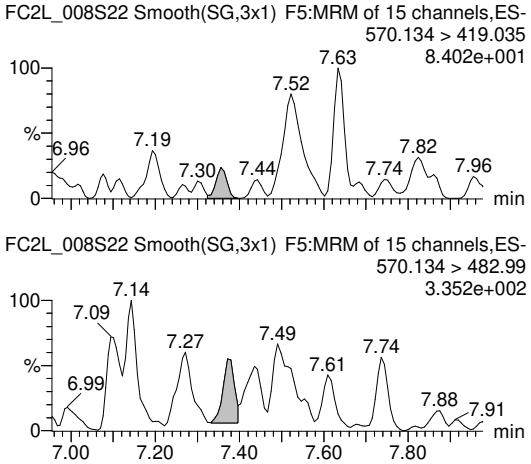

MeFOSAA-SUM

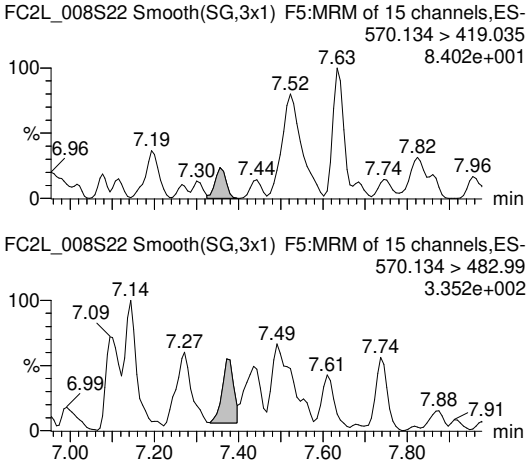

MeFOSAA

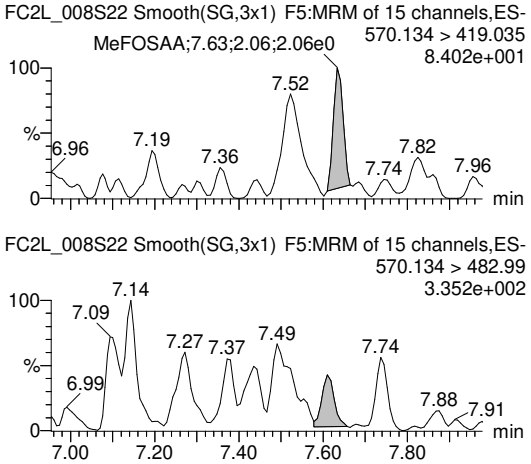

EtFOSAA-I

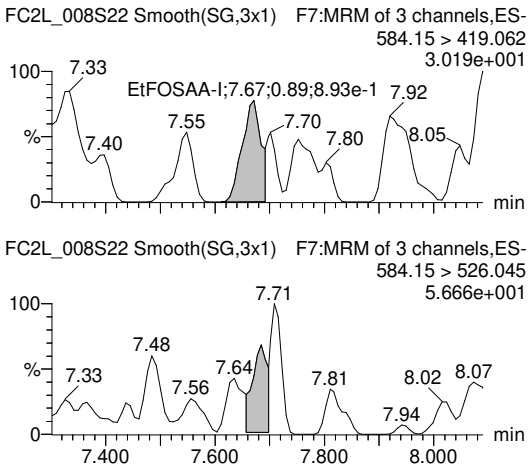

EtFOSAA-II

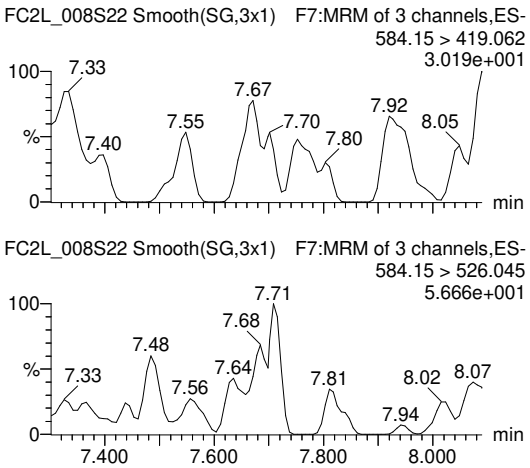

EtFOSAA-III

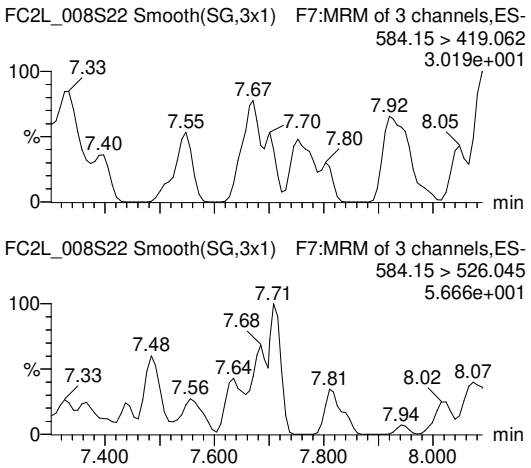

PV by TCH, SV by BRA 13-Jan-22, Conc. & LOD unit = ng for Inst QC, ng/mL for SPM, ng/L for samples

Quantify Sample Report **MassLynx MassLynx V4.1 SCN909**
SGS Axys Analytical Services, Ltd.

Dataset: G:\Masslynx\Inst_L\PFAS\quanfile\FC2L_008-b.qld

Last Altered: Tuesday, January 11, 2022 20:21:00 Pacific Standard Time
Printed: Thursday, January 13, 2022 13:21:01 Pacific Standard Time

ID: WG79609-101,, BLK, Name: FC2L_008S22, Description: 1,WG79609,2/4000uL, Date: 11-Jan-2022, Time: 01:49:10

EtFOSAA-SUM

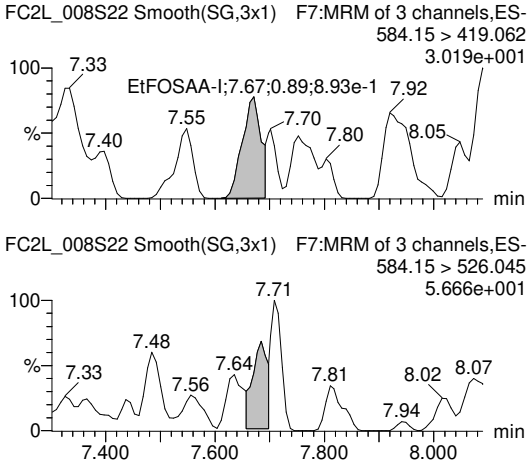

EtFOSAA

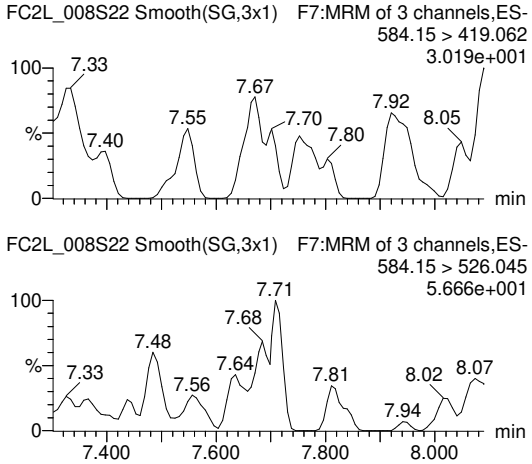

N-MeFOSE-I

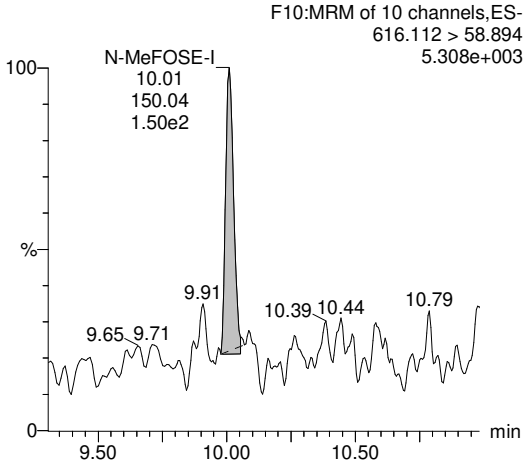

N-MeFOSE-II

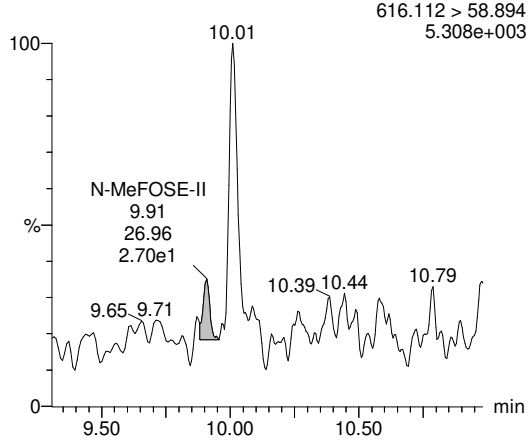

N-MeFOSE-III

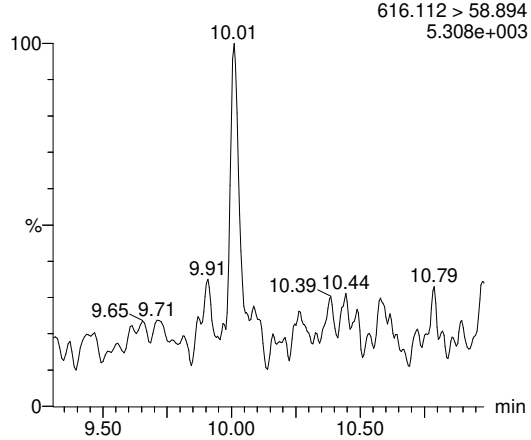

N-MeFOSE-SUM

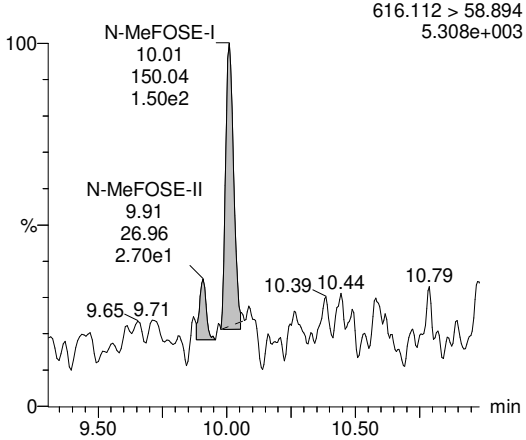

PV by TCH, SV by BRA 13-Jan-22, Conc. & LOD unit = ng for Inst QC, ng/mL for SPM, ng/L for samples

Quantify Sample Report **MassLynx MassLynx V4.1 SCN909**
SGS Axys Analytical Services, Ltd.

Dataset: G:\Masslynx\Inst_L\PFAS\quanfile\FC2L_008-b.qld

Last Altered: Tuesday, January 11, 2022 20:21:00 Pacific Standard Time
Printed: Thursday, January 13, 2022 13:21:01 Pacific Standard Time

ID: WG79609-101,, BLK, Name: FC2L_008S22, Description: 1,WG79609,2/4000uL, Date: 11-Jan-2022, Time: 01:49:10

N-MeFOSE

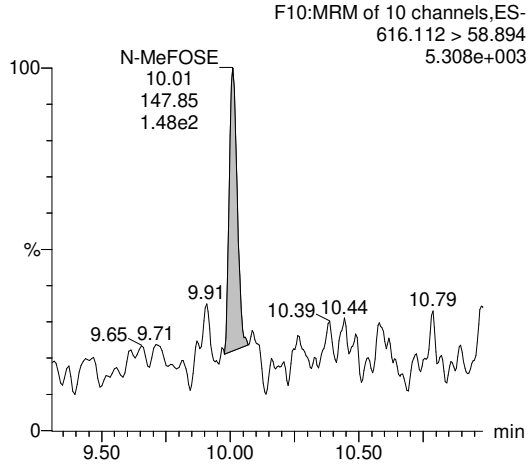

N-EtFOSE-I

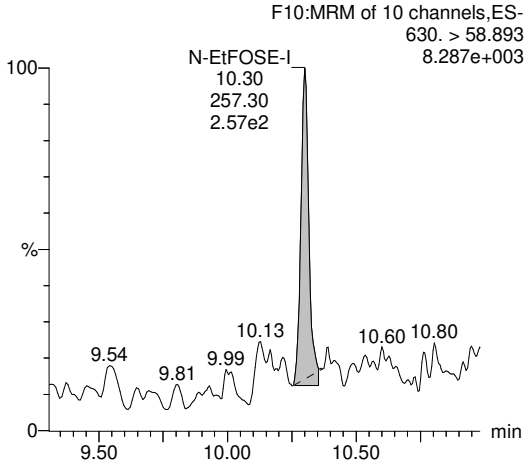

N-EtFOSE-II

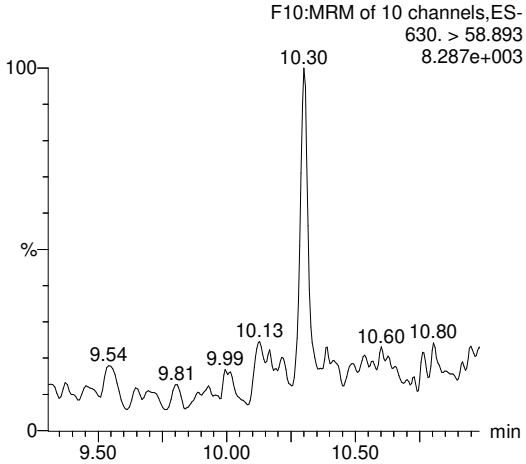

N-EtFOSE-III

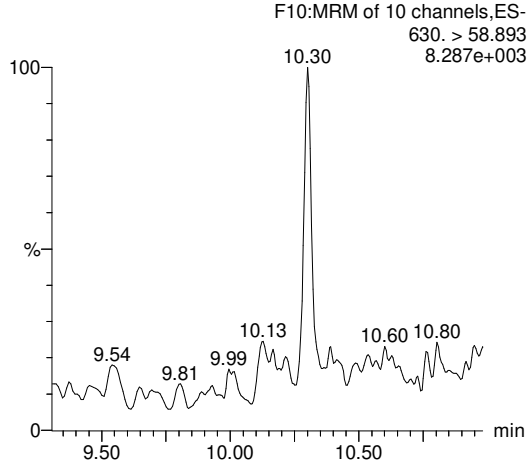

N-EtFOSE-SUM

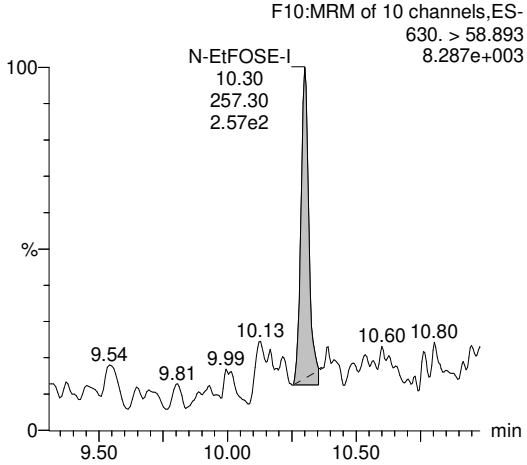

N-EtFOSE

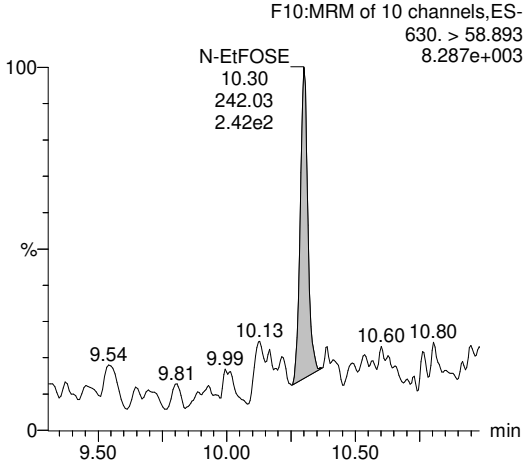

PV by TCH, SV by BRA 13-Jan-22, Conc. & LOD unit = ng for Inst QC, ng/mL for SPM, ng/L for samples

Quantify Sample Report **MassLynx MassLynx V4.1 SCN909**
SGS Axys Analytical Services, Ltd.

Dataset: G:\Masslynx\Inst_L\PFAS\quanfile\FC2L_008-b.qld

Last Altered: Tuesday, January 11, 2022 20:21:00 Pacific Standard Time
Printed: Thursday, January 13, 2022 13:21:01 Pacific Standard Time

ID: WG79609-101,, BLK, Name: FC2L_008S22, Description: 1,WG79609,2/4000uL, Date: 11-Jan-2022, Time: 01:49:10

HFPO-DA

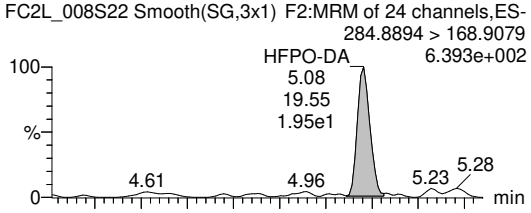

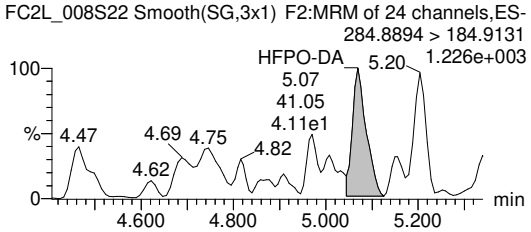

ADONA

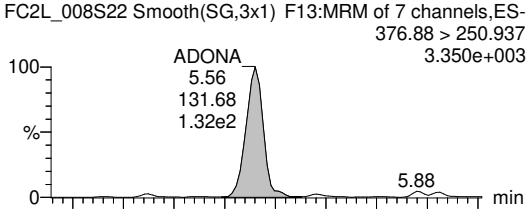

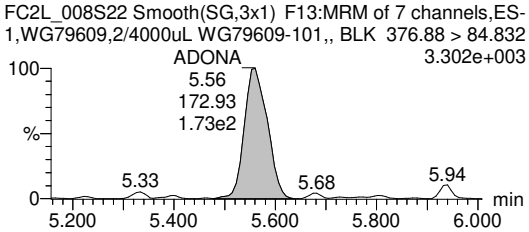

9Cl-PF3ONS

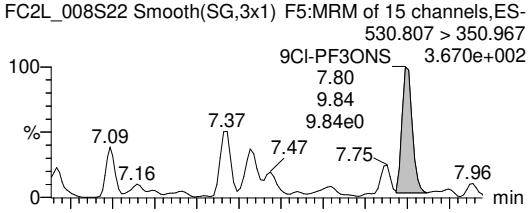

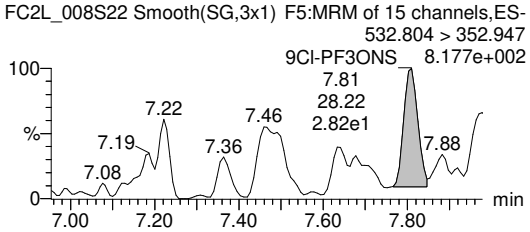

11Cl-PF3OUdS

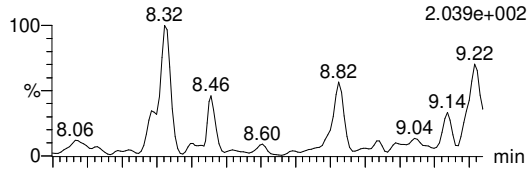

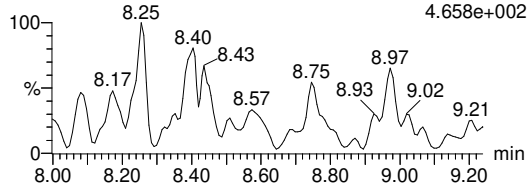

3:3 FTCA

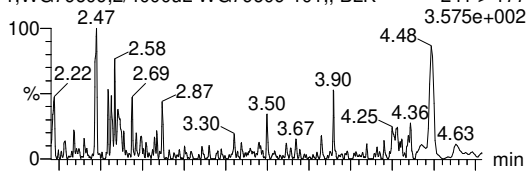

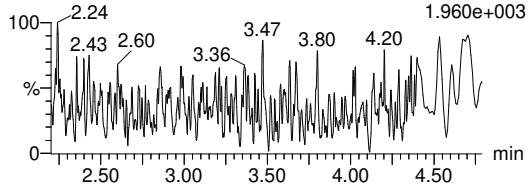

5:3 FTCA

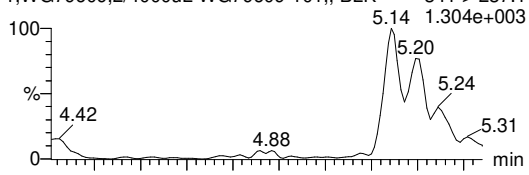

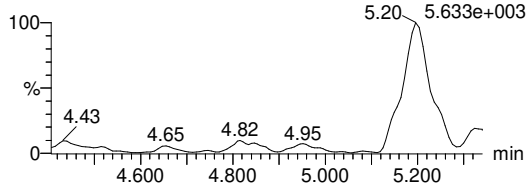

PV by TCH, SV by BRA 13-Jan-22, Conc. & LOD unit = ng for Inst QC, ng/mL for SPM, ng/L for samples

Quantify Sample Report **MassLynx MassLynx V4.1 SCN909**
SGS Axys Analytical Services, Ltd.

Dataset: G:\Masslynx\Inst_L\PFAS\quanfile\FC2L_008-b.qld

Last Altered: Tuesday, January 11, 2022 20:21:00 Pacific Standard Time
Printed: Thursday, January 13, 2022 13:21:01 Pacific Standard Time

ID: WG79609-101,, BLK, Name: FC2L_008S22, Description: 1,WG79609,2/4000uL, Date: 11-Jan-2022, Time: 01:49:10

7:3 FTCA

FC2L_008S22 Smooth(SG,3x1) F3:MRM of 12 channels,ES-
1,WG79609,2/4000uL WG79609-101,, BLK 441 > 316.9
2.775e+003

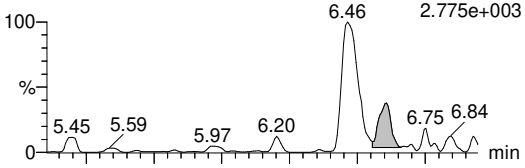

FC2L_008S22 Smooth(SG,3x1) F3:MRM of 12 channels,ES-
1,WG79609,2/4000uL WG79609-101,, BLK 441 > 336.9
3.836e+003

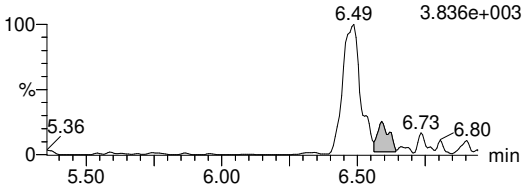

PFEESA

FC2L_008S22 Smooth(SG,3x1) F2:MRM of 24 channels,ES-
1,WG79609,2/4000uL WG79609-101,, BLK 314.8 > 134.9
6.686e+002

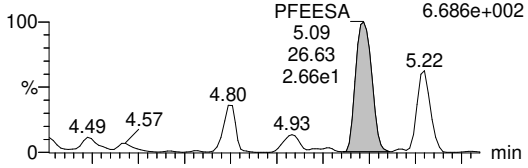

FC2L_008S22 Smooth(SG,3x1) F2:MRM of 24 channels,ES-
1,WG79609,2/4000uL WG79609-101,, BLK 314.8 > 82.9
2.492e+003

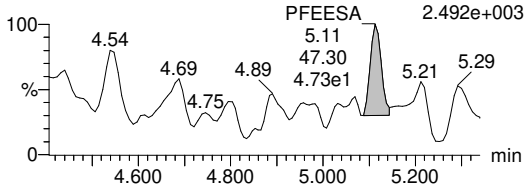

PFMPA

FC2L_008S22 Smooth(SG,5x1) F14:MRM of 8 channels,ES-
1,WG79609,2/4000uL WG79609-101,, BLK 229.013 > 84.9
2.669e+003

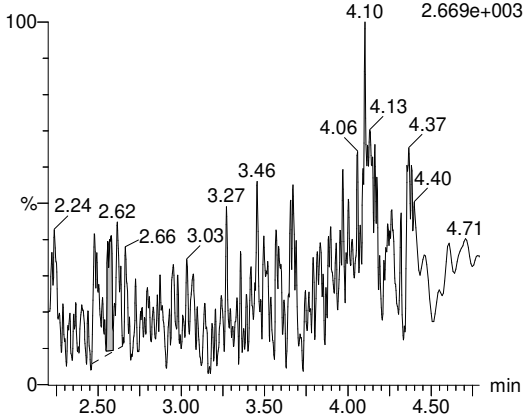

PFMBA

FC2L_008S22 Smooth(SG,3x1) F14:MRM of 8 channels,ES-
1,WG79609,2/4000uL WG79609-101,, BLK 279 > 85.1
8.718e+002

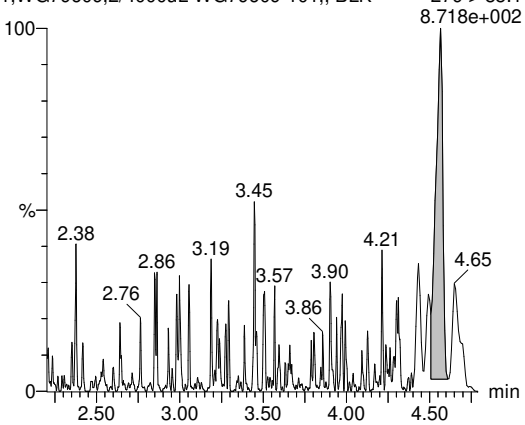

NFDHA

FC2L_008S22 Smooth(SG,3x1) F2:MRM of 24 channels,ES-
1,WG79609,2/4000uL WG79609-101,, BLK 295 > 201
3.679e+001

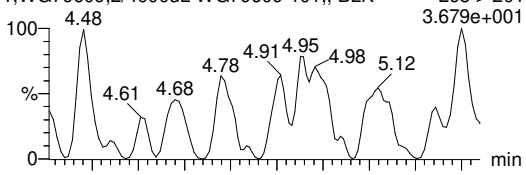

FC2L_008S22 Smooth(SG,3x1) F2:MRM of 24 channels,ES-
1,WG79609,2/4000uL WG79609-101,, BLK 295 > 84.9
4.310e+002

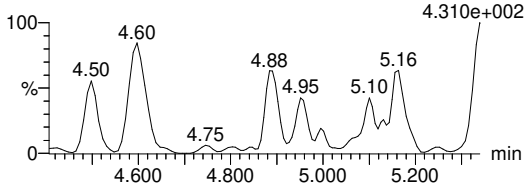

13C4-PFBA

FC2L_008S22 Smooth(SG,3x1) F1:MRM of 3 channels,ES-
216.776 > 171.928
1.930e+006

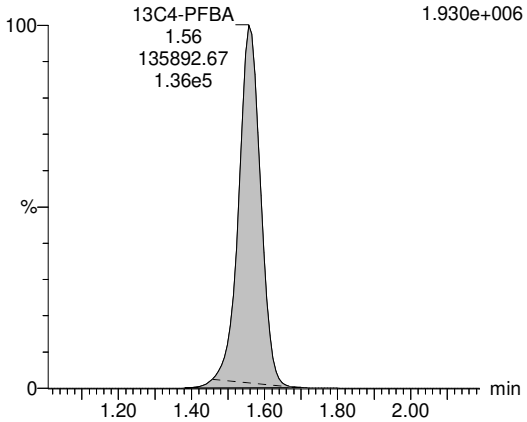

PV by TCH, SV by BRA 13-Jan-22, Conc. & LOD unit = ng for Inst QC, ng/mL for SPM, ng/L for samples

Quantify Sample Report **MassLynx MassLynx V4.1 SCN909**
SGS Axys Analytical Services, Ltd.

Dataset: G:\Masslynx\Inst_L\PFAS\quanfile\FC2L_008-b.qld

Last Altered: Tuesday, January 11, 2022 20:21:00 Pacific Standard Time
Printed: Thursday, January 13, 2022 13:21:01 Pacific Standard Time

ID: WG79609-101,, BLK, Name: FC2L_008S22, Description: 1,WG79609,2/4000uL, Date: 11-Jan-2022, Time: 01:49:10

13C5-PFPeA

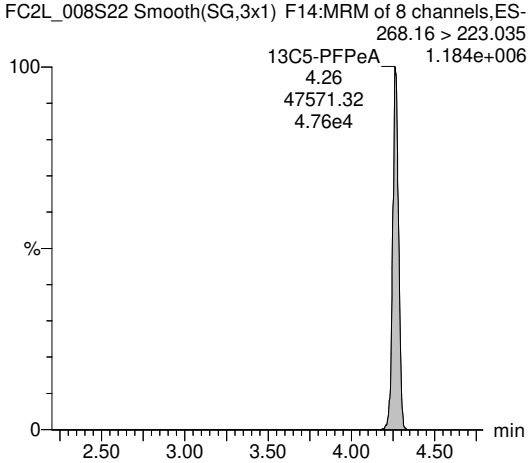

13C5-PFHxA

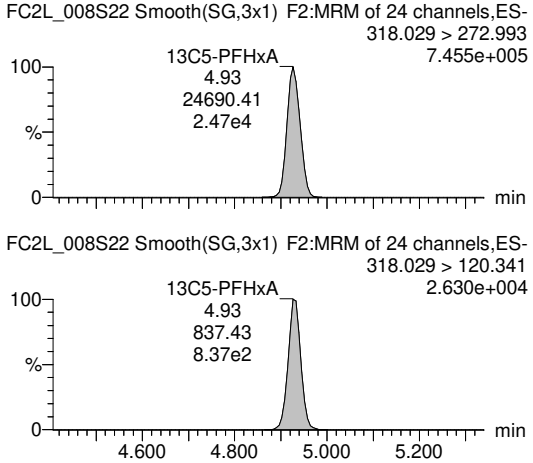

13C4-PFHpA

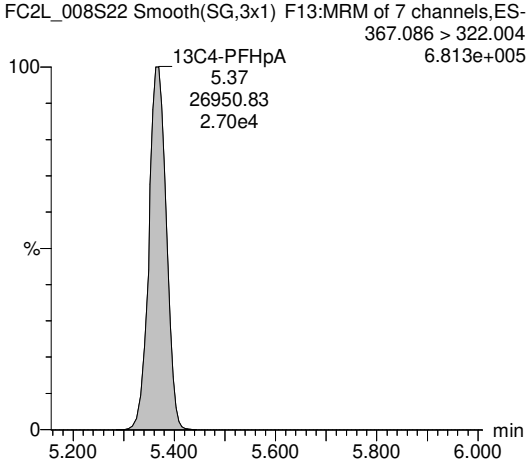

13C8-PFOA

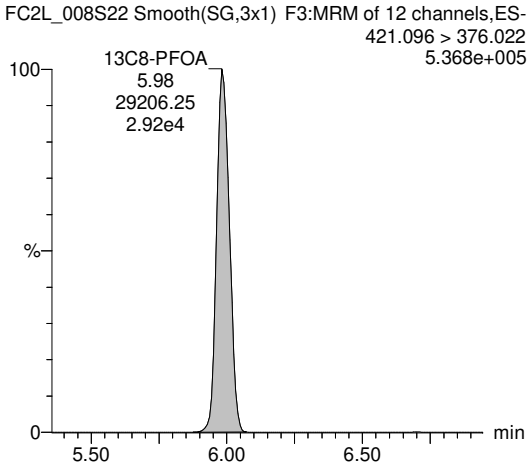

13C9-PFNA

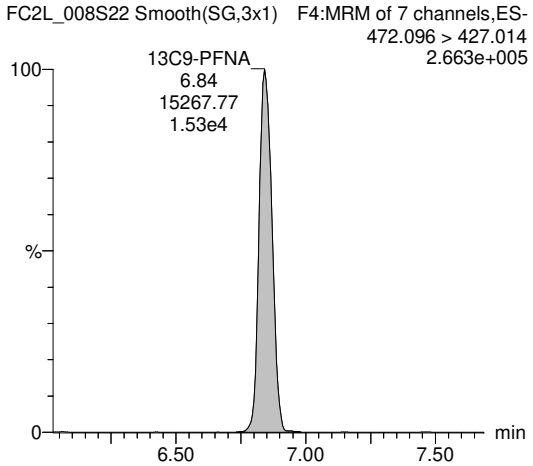

13C6-PFDA

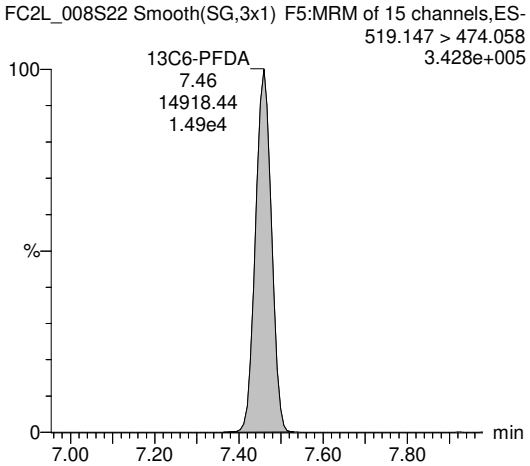

PV by TCH, SV by BRA 13-Jan-22, Conc. & LOD unit = ng for Inst QC, ng/mL for SPM, ng/L for samples

Quantify Sample Report **MassLynx MassLynx V4.1 SCN909**
SGS Axys Analytical Services, Ltd.

Dataset: G:\Masslynx\Inst_L\PFAS\quanfile\FC2L_008-b.qld

Last Altered: Tuesday, January 11, 2022 20:21:00 Pacific Standard Time
Printed: Thursday, January 13, 2022 13:21:01 Pacific Standard Time

ID: WG79609-101,, BLK, Name: FC2L_008S22, Description: 1,WG79609,2/4000uL, Date: 11-Jan-2022, Time: 01:49:10

13C7-PFUnA

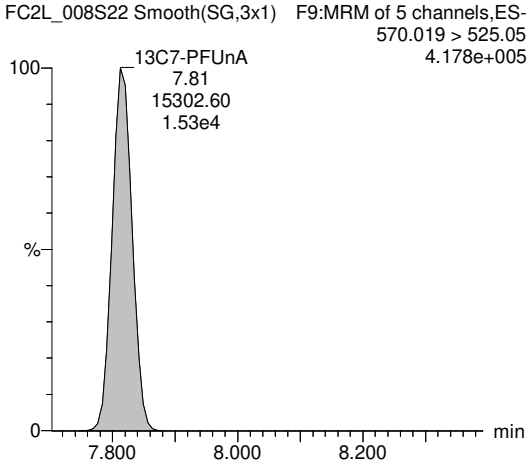

13C2-PFDoA

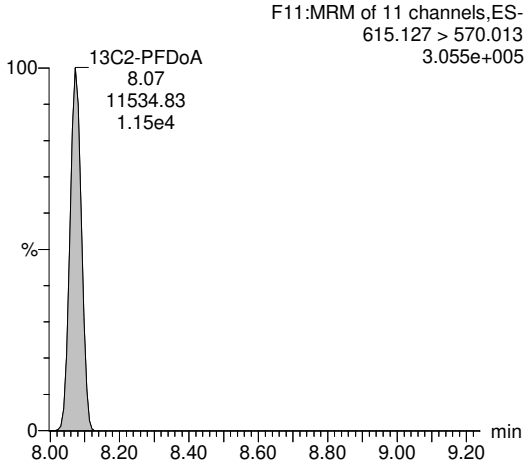

13C2-PFTeDA

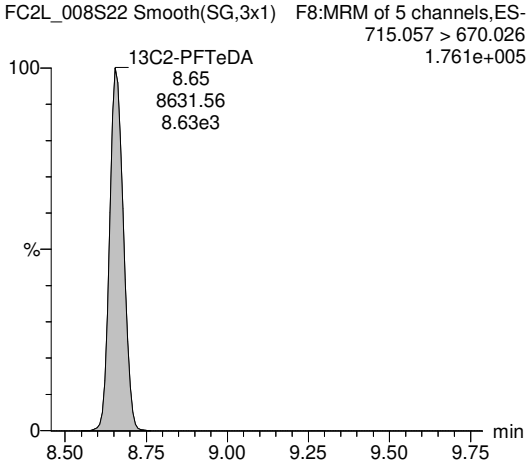

13C3-PFBS

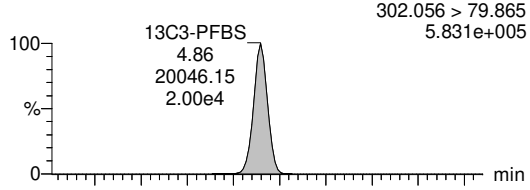

13C3-PFHxS

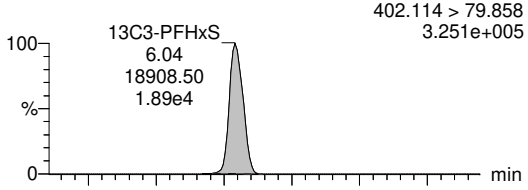

13C8-PFOS

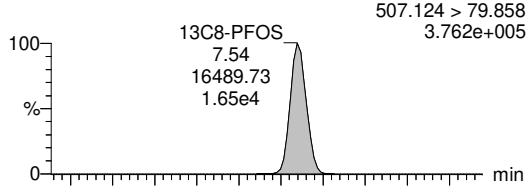

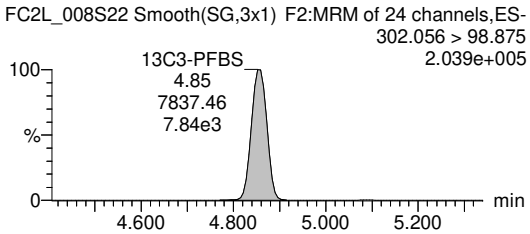

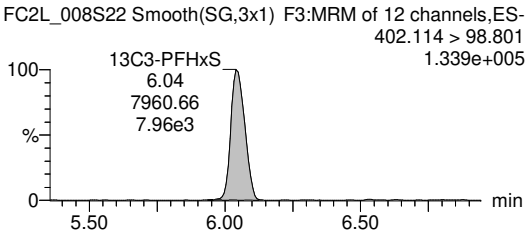

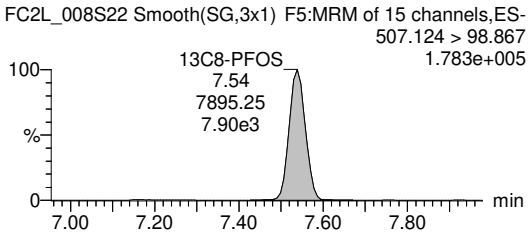

PV by TCH, SV by BRA 13-Jan-22, Conc. & LOD unit = ng for Inst QC, ng/mL for SPM, ng/L for samples

Quantify Sample Report **MassLynx MassLynx V4.1 SCN909**
SGS Axys Analytical Services, Ltd.

Dataset: G:\Masslynx\Inst_L\PFAS\quanfile\FC2L_008-b.qld

Last Altered: Tuesday, January 11, 2022 20:21:00 Pacific Standard Time
Printed: Thursday, January 13, 2022 13:21:01 Pacific Standard Time

ID: WG79609-101,, BLK, Name: FC2L_008S22, Description: 1,WG79609,2/4000uL, Date: 11-Jan-2022, Time: 01:49:10

13C2-4:2 FTS

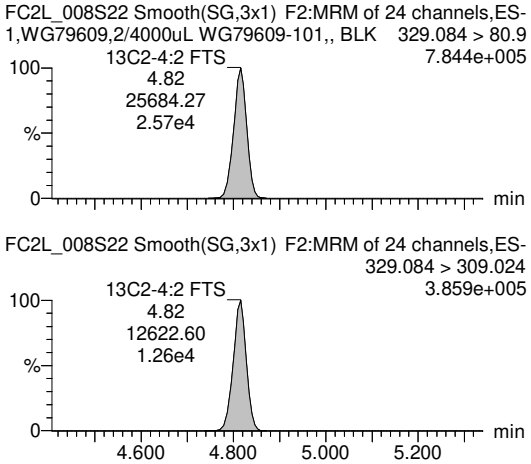

13C2-6:2 FTS

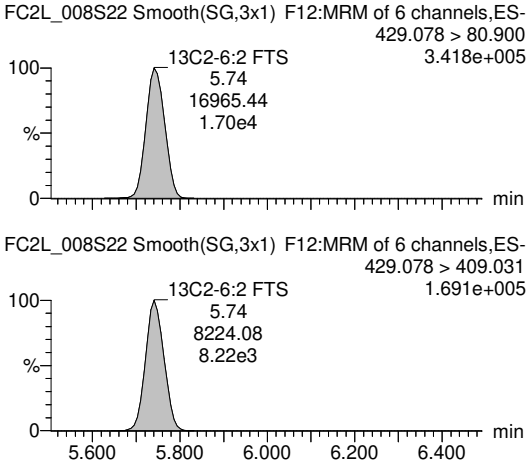

13C2-8:2 FTS

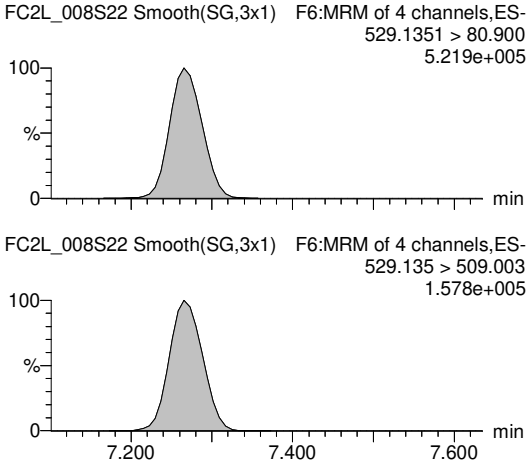

13C8-PFOSA

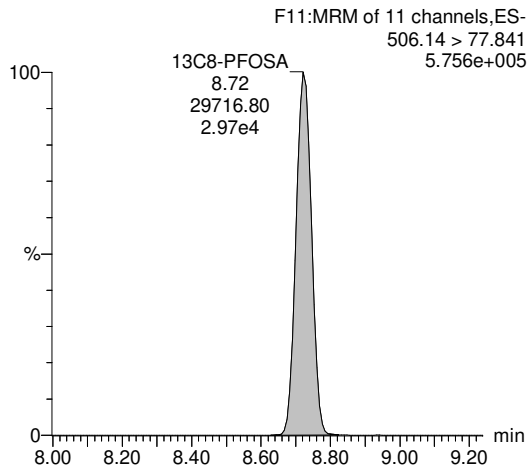

D3-N-MeFOSA

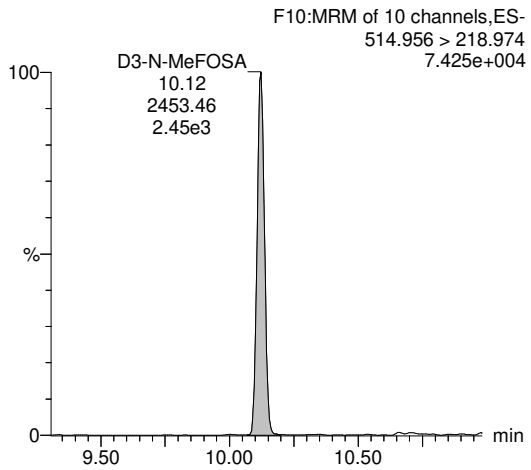

D5-N-EtFOSA

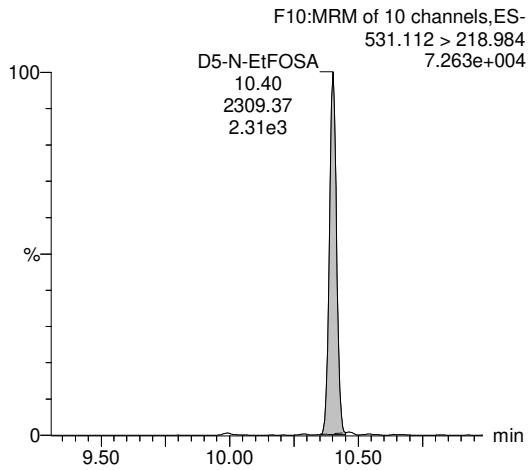

PV by TCH, SV by BRA 13-Jan-22, Conc. & LOD unit = ng for Inst QC, ng/mL for SPM, ng/L for samples

Quantify Sample Report **MassLynx MassLynx V4.1 SCN909**
SGS Axys Analytical Services, Ltd.

Dataset: G:\Masslynx\Inst_L\PFAS\quanfile\FC2L_008-b.qld

Last Altered: Tuesday, January 11, 2022 20:21:00 Pacific Standard Time
Printed: Thursday, January 13, 2022 13:21:01 Pacific Standard Time

ID: WG79609-101,, BLK, Name: FC2L_008S22, Description: 1,WG79609,2/4000uL, Date: 11-Jan-2022, Time: 01:49:10

D3-MeFOSAA

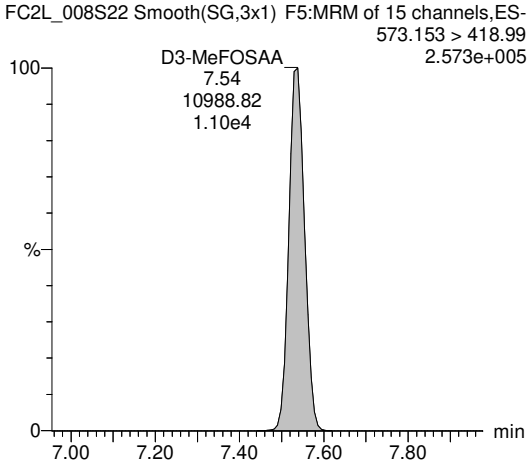

D5-EtFOSAA

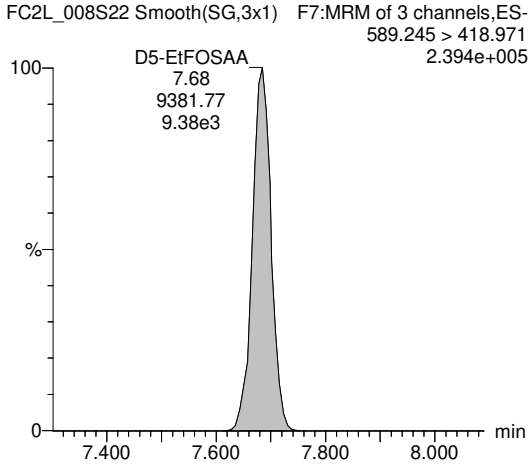

D7-N-MeFOSE

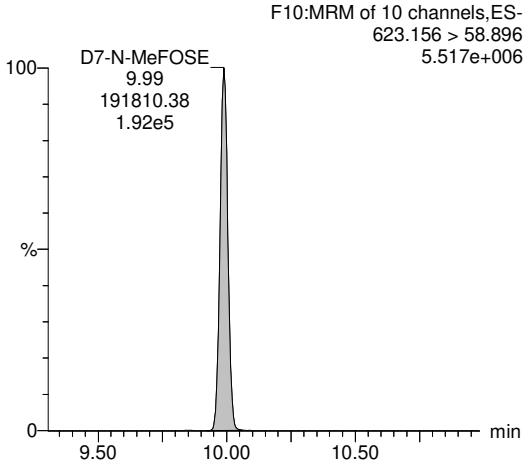

D9-N-EtFOSE

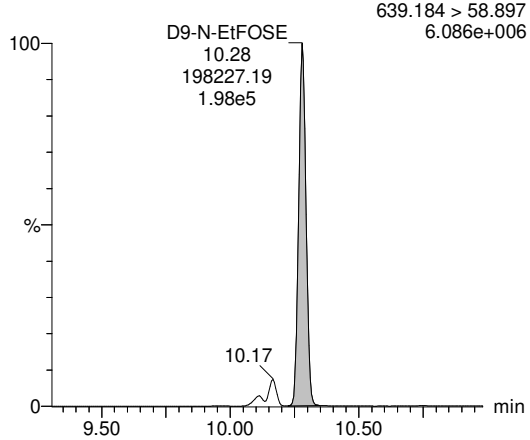

13C3-HFPO-DA

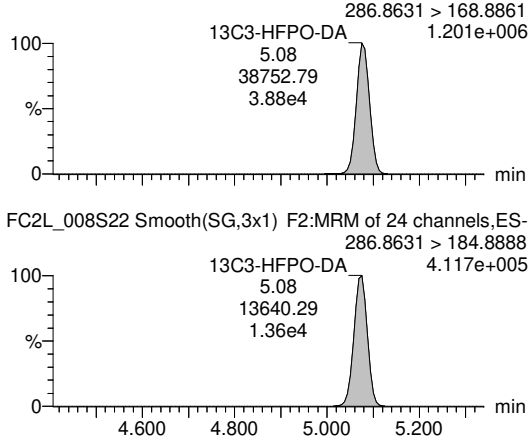

13C3-PFBA

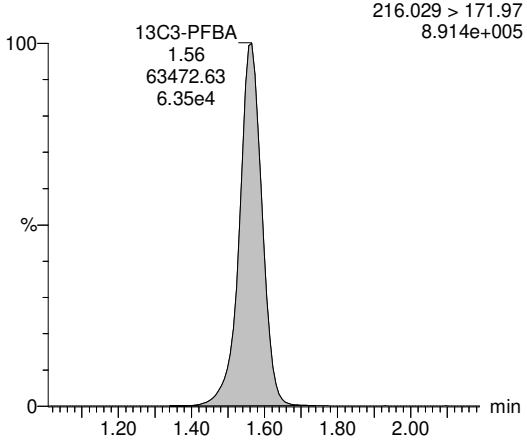

PV by TCH, SV by BRA 13-Jan-22, Conc. & LOD unit = ng for Inst QC, ng/mL for SPM, ng/L for samples

Quantify Sample Report **MassLynx MassLynx V4.1 SCN909**
SGS Axys Analytical Services, Ltd.

Dataset: G:\Masslynx\Inst_L\PFAS\quanfile\FC2L_008-b.qld

Last Altered: Tuesday, January 11, 2022 20:21:00 Pacific Standard Time
Printed: Thursday, January 13, 2022 13:21:01 Pacific Standard Time

ID: WG79609-101,, BLK, Name: FC2L_008S22, Description: 1,WG79609,2/4000uL, Date: 11-Jan-2022, Time: 01:49:10

13C2-PFHxA

FC2L_008S22 Smooth(SG,3x1) F2:MRM of 24 channels,ES-
315.083 > 269.984
7.752e+005

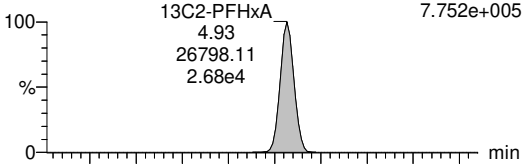

FC2L_008S22 Smooth(SG,3x1) F2:MRM of 24 channels,ES-
315.083 > 119.359
3.022e+004

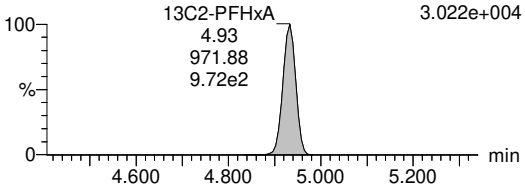

13C4-PFOA

FC2L_008S22 Smooth(SG,3x1) F3:MRM of 12 channels,ES-
417.083 > 171.95
1.656e+005

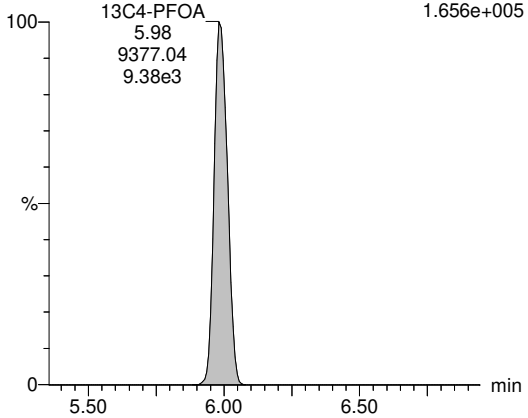

13C5-PFNA

FC2L_008S22 Smooth(SG,3x1) F4:MRM of 7 channels,ES-
468.019 > 423.008
2.530e+005

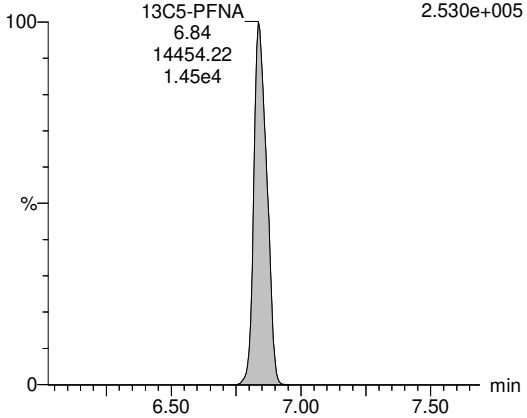

13C2-PFDA

FC2L_008S22 Smooth(SG,3x1) F5:MRM of 15 channels,ES-
515.134 > 470.05
3.460e+005

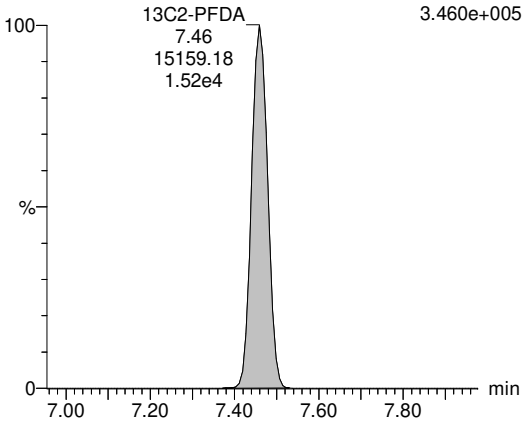

18O2-PFHxS

FC2L_008S22 Smooth(SG,3x1) F3:MRM of 12 channels,ES-
402.984 > 83.895
3.057e+005

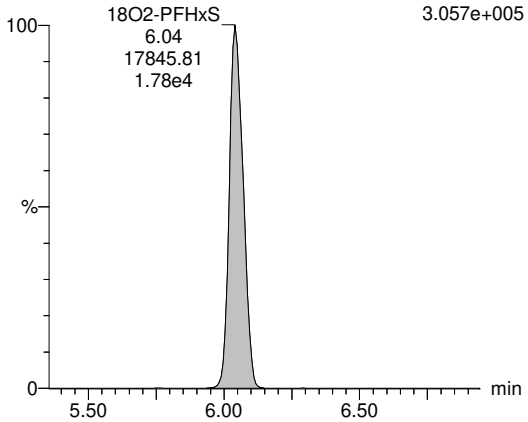

13C4-PFOS

FC2L_008S22 Smooth(SG,3x1) F5:MRM of 15 channels,ES-
502.791 > 79.856
4.178e+005

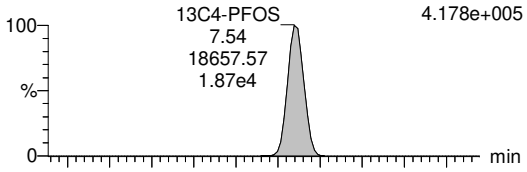

FC2L_008S22 Smooth(SG,3x1) F5:MRM of 15 channels,ES-
502.791 > 98.864
2.025e+005

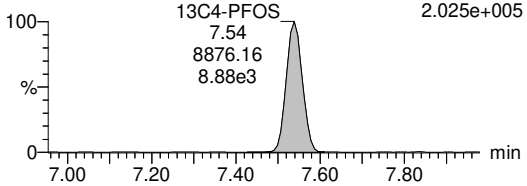

PV by TCH, SV by BRA 13-Jan-22, Conc. & LOD unit = ng for Inst QC, ng/mL for SPM, ng/L for samples

Quantify Sample Report **MassLynx MassLynx V4.1 SCN909**
SGS Axys Analytical Services, Ltd.

Dataset: G:\Masslynx\Inst_L\PFAS\quanfile\FC2L_008-b.qld

Last Altered: Tuesday, January 11, 2022 20:21:00 Pacific Standard Time
Printed: Thursday, January 13, 2022 13:21:01 Pacific Standard Time

ID: WG79609-101,, BLK, Name: FC2L_008S22, Description: 1,WG79609,2/4000uL, Date: 11-Jan-2022, Time: 01:49:10

13C2-D4-6:2 FTS

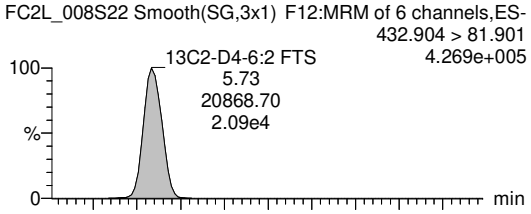

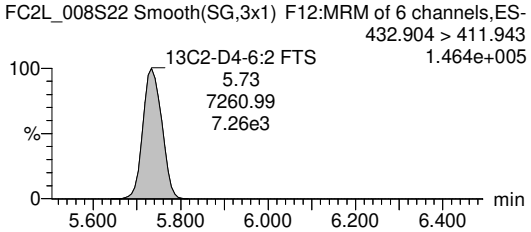

PV by TCH, SV by BRA 13-Jan-22, Conc. & LOD unit = ng for Inst QC, ng/mL for SPM, ng/L for samples

Quantify Sample Report **MassLynx MassLynx V4.1 SCN909**
SGS Axys Analytical Services, Ltd.

Dataset: G:\Masslynx\Inst_L\PFAS\quanfile\FC2L_008-b.qld

Last Altered: Tuesday, January 11, 2022 20:21:00 Pacific Standard Time
Printed: Thursday, January 13, 2022 13:21:01 Pacific Standard Time

ID: WG79609-101,, BLK, Name: FC2L_008S22, Description: 1,WG79609,2/4000uL, Date: 11-Jan-2022, Time: 01:49:10

#	IS#	Name	RT	Area	Confirm. Ion Area	IS Area	Std. Conc	Conc.	LOD	%Rec	Ratio (Pr...	Ratio	Ratio Fail(Y...	S/N	Noi...	IS Height	Samp. size	F2	Fla...
1	84	PFBA	1.56	275		135893		0.161	0.0704					7	567	1927818	0.500	1.0	MM
2	85	PFPeA				47571			0.1290						1537	1183366	0.500	1.0	
3	86	PFHxA	4.93	49	40	24690		0.037	0.0978		4.85	1.22	YES	1	1290	745423	0.500	1.0	MM
4	87	PFHpA				26951			0.0640		2.16				797	681173	0.500	1.0	
5	88	PFOA-I				29206			0.1414		1.96				1851	536671	0.500	1.0	
6	88	PFOA-II				29206			0.1414		0.00				1851	536671	0.500	1.0	
7	88	PFOA-III				29206			0.1414		0.00				1851	536671	0.500	1.0	
8	88	PFOA-IV				29206			0.1414		0.00				1851	536671	0.500	1.0	
9		PFOA-SUM		0		29206									1851	536671	0.500	1.0	
10	88	PFOA				29206			0.1414		1.96				1851	536671	0.500	1.0	
11	89	PFNA-I				15268			0.0949		2.85				862	266252	0.500	1.0	
12	89	PFNA-II				15268			0.0949		0.00				862	266252	0.500	1.0	
13	89	PFNA-III				15268			0.0949		0.00				862	266252	0.500	1.0	
14		PFNA-SUM		0		15268									862	266252	0.500	1.0	
15	89	PFNA				15268			0.0949		2.85				862	266252	0.500	1.0	
16	90	PFDA	7.45	45	1	14918		0.036	0.0853		3.07	36.18	YES	2	816	342659	0.500	1.0	MM
17	91	PFUnA	7.81	36	6	15303		0.031	0.1276		4.31	5.81	NO	1	1356	417701	0.500	1.0	MM
18	92	PFDoA	8.07	54	4	11535		0.043	0.0590		7.42	12.08	YES	2	645	305340	0.500	1.0	MM
19	M...	PFTrDA				10083			0.0879		3.08				573	240688	0.500	1.0	
20	93	PFTeDA	8.65	82	16	8632		0.127	0.1467		2.82	5.21	YES	3	642	176035	0.500	1.0	MM
21	94	PFBS	4.86	19	8	20046		0.016	0.0040		2.59	2.39	NO	13	45	582923	0.500	1.0	MM
22	95	PFPeS	5.38	9	1	18908		0.010	0.0049		2.24	7.78	YES	17	26	325055	0.500	1.0	MM
23	95	PFHxS-I	6.05	94	43	18908		0.085	0.0044		2.37	2.18	NO	58	28	325055	0.500	1.0	MM
24	95	PFHxS-II				18908			0.0044		3.26				28	325055	0.500	1.0	
25	95	PFHxS-III				18908			0.0044		2.72				28	325055	0.500	1.0	
26		PFHxS-SUM		94		18908		0.085	0.0044						28	325055	0.500	1.0	
27	95	PFHxS	6.05	94	43	18908		0.084	0.0044		2.40	2.17	NO	58	28	325055	0.500	1.0	bb
28	96	PFHpS	6.92	1	30	16490		0.001	0.0027		2.12	0.02	YES	1	18	376184	0.500	1.0	db
29	96	PFOS-I	7.53	19	32	16490		0.019	0.0025		2.42	0.60	YES	23	20	376184	0.500	1.0	MM
30	96	PFOS-II	7.41	3	6	16490		0.003	0.0025		2.75	0.47	YES	4	20	376184	0.500	1.0	MM
31	96	PFOS-III				16490			0.0025		8.19				20	376184	0.500	1.0	
32	96	PFOS-IV				16490			0.0025		2.14				20	376184	0.500	1.0	
33		PFOS-SUM		22		16490		0.022	0.0050						20	376184	0.500	1.0	
34	96	PFOS				16490			0.0025		2.54				20	376184	0.500	1.0	
35	96	PFNS	7.88	1	15	16490		0.001	0.0021		2.36	0.07	YES	2	16	376184	0.500	1.0	MM

PV by TCH, SV by BRA 13-Jan-22, Conc. & LOD unit = ng for Inst QC, ng/mL for SPM, ng/L for samples

Quantify Sample Report **MassLynx MassLynx V4.1 SCN909**
SGS Axys Analytical Services, Ltd.

Dataset: G:\Masslynx\Inst_L\PFAS\quanfile\FC2L_008-b.qld

Last Altered: Tuesday, January 11, 2022 20:21:00 Pacific Standard Time
Printed: Thursday, January 13, 2022 13:21:01 Pacific Standard Time

ID: WG79609-101,, BLK, Name: FC2L_008S22, Description: 1,WG79609,2/4000uL, Date: 11-Jan-2022, Time: 01:49:10

#	IS#	Name	RT	Area	Confirm. Ion Area	IS Area	Std. Conc	Conc.	LOD	%Rec	Ratio (Pr...	Ratio	Ratio Fail(Y...	S/N	Noi...	IS Height	Samp. size	F2	Fla...
36	96	PFDS				16490			0.0025		2.36				17	376184	0.500	1.0	
37	96	PFDoS				16490			0.0020		2.24				12	376184	0.500	1.0	
38	97	4:2 FTS	4.81	8	59	25684		0.025	0.0027		0.43	0.13	YES	23	8	784030	0.500	1.0	bd
39	98	6:2 FTS	5.75	37	83	16965		0.167	0.0244		0.44	0.44	NO	35	36	341700	0.500	1.0	MM
40	99	8:2 FTS	7.27	13	5	24174		0.081	0.0289		0.57	2.81	YES	11	34	521829	0.500	1.0	MM
41	100	PFOSA-I	8.73	521		29717		0.353	0.0010					995	9	575376	0.500	1.0	MM
42	100	PFOSA-II	8.59	29		29717		0.020	0.0010					27	9	575376	0.500	1.0	MM
43		PFOSA-SUM		551		29717		0.373	0.0019						9	575376	0.500	1.0	
44	100	PFOSA	8.73	520		29717		0.352	0.0010					993	9	575376	0.500	1.0	bb
45	101	N-MeFOSA-I	10.14	6	1	2453		0.045	0.0108		0.55	7.62	YES	9	15	74245	0.500	1.0	MM
46	101	N-MeFOSA-II	9.99	7	8	2453		0.051	0.0108		1.14	0.83	NO	10	15	74245	0.500	1.0	MM
47		N-MeFOSA-SUM		13		2453		0.096	0.0217						15	74245	0.500	1.0	
48	101	N-MeFOSA				2453			0.0108		0.53				15	74245	0.500	1.0	
49	102	N-EtFOSA-I	10.41	4	5	2309		0.032	0.0115		0.55	0.93	YES	9	17	72511	0.500	1.0	MM
50	102	N-EtFOSA-II	10.29	9	9	2309		0.064	0.0115		1.28	0.98	NO	9	17	72511	0.500	1.0	MM
51		N-EtFOSA-SUM		13		2309		0.096	0.0231						17	72511	0.500	1.0	
52	102	N-EtFOSA	10.41	4	5	2309		0.030	0.0115		0.53	0.89	YES	8	17	72511	0.500	1.0	db
53	103	MeFOSAA-I				10989			0.0088		2.01				16	257267	0.500	1.0	
54	103	MeFOSAA-II				10989			0.0088		1.84				16	257267	0.500	1.0	
55	103	MeFOSAA-III	7.36	1	5	10989		0.003	0.0088		0.29	0.12	YES	1	16	257267	0.500	1.0	MM
56		MeFOSAA-SUM		1		10989		0.003	0.0088						16	257267	0.500	1.0	
57	103	MeFOSAA	7.63	2	4	10989		0.009	0.0088		1.87	0.46	YES	5	16	257267	0.500	1.0	bb
58	104	EtFOSAA-I	7.67	1	1	9382		0.005	0.0091		1.24	0.78	NO	2	14	239270	0.500	1.0	MM
59	104	EtFOSAA-II				9382			0.0091		0.34				14	239270	0.500	1.0	
60	104	EtFOSAA-III				9382			0.0091		0.63				14	239270	0.500	1.0	
61		EtFOSAA-SUM		1		9382		0.005	0.0091						14	239270	0.500	1.0	
62	104	EtFOSAA				9382			0.0091		1.09				14	239270	0.500	1.0	
63	105	N-MeFOSE-I	10.01	150		191810		0.142	0.0456					9	462	5511935	0.500	1.0	MM
64	105	N-MeFOSE-II	9.91	27		191810		0.025	0.0456					2	462	5511935	0.500	1.0	MM
65	105	N-MeFOSE-III				191810			0.0456						462	5511935	0.500	1.0	
66		N-MeFOSE-SUM		177		191810		0.167	0.0911						462	5511935	0.500	1.0	
67	105	N-MeFOSE	10.01	148		191810		0.140	0.0456					9	462	5511935	0.500	1.0	bb
68	106	N-EtFOSE-I	10.30	257		198227		0.218	0.0308					20	371	6078865	0.500	1.0	MM
69	106	N-EtFOSE-II				198227			0.0308						371	6078865	0.500	1.0	
70	106	N-EtFOSE-III				198227			0.0308						371	6078865	0.500	1.0	

PV by TCH, SV by BRA 13-Jan-22, Conc. & LOD unit = ng for Inst QC, ng/mL for SPM, ng/L for samples

Quantify Sample Report **MassLynx MassLynx V4.1 SCN909**
SGS Axys Analytical Services, Ltd.

Dataset: G:\Masslynx\Inst_L\PFAS\quanfile\FC2L_008-b.qld

Last Altered: Tuesday, January 11, 2022 20:21:00 Pacific Standard Time
Printed: Thursday, January 13, 2022 13:21:01 Pacific Standard Time

ID: WG79609-101,, BLK, Name: FC2L_008S22, Description: 1,WG79609,2/4000uL, Date: 11-Jan-2022, Time: 01:49:10

#	IS#	Name	RT	Area	Confirm. Ion Area	IS Area	Std. Conc	Conc.	LOD	%Rec	Ratio (Pr...	Ratio	Ratio Fail(Y...	S/N	Noi...	IS Height	Samp. size	F2	Fla...
71		N-EtFOSE-SUM		257		198227		0.218	0.0308						371	6078865	0.500	1.0	
72	106	N-EtFOSE	10.30	242		198227		0.205	0.0308					19	371	6078865	0.500	1.0	bb
73	107	HFPO-DA	5.08	20	41	38753		0.037	0.0022		2.87	0.48	YES	52	12	1200628	0.500	1.0	MM
74	107	ADONA	5.56	132	173	38753		0.039	0.0009		1.08	0.76	NO	105	32	1200628	0.500	1.0	dd
75	107	9Cl-PF3ONS	7.80	10	28	38753		0.010	0.0014		3.20	0.35	YES	25	14	1200628	0.500	1.0	MM
76	107	11Cl-PF3OUdS				38753			0.0014		3.13				8	1200628	0.500	1.0	
77	85	3:3 FTCA				47571			0.0409		1.75				33	1183366	0.500	1.0	
78	86	5:3 FTCA				24690			0.0063		1.20				13	745423	0.500	1.0	
79	86	7:3 FTCA	6.61	48	44	24690		0.387	0.2213		0.71	1.08	YES	3	276	745423	0.500	1.0	MM
80	86	PFEESA	5.09	27	47	24690		0.007	0.0007		9.28	0.56	YES	23	29	745423	0.500	1.0	MM
81	85	PFMPA	2.58	25		47571		0.012	0.0186					3	335	1183366	0.500	1.0	MM
82	85	PFMBA	4.57	40		47571		0.014	0.0028					12	68	1183366	0.500	1.0	MM
83	86	NFDHA				24690			0.0344		0.94				19	745423	0.500	1.0	
84	108	13C4-PFBA	1.56	135893		63473	40.000	74.988	0.0050	93.7				451...	43	890480	0.500	1.0	MM
85	109	13C5-PFPeA	4.26	47571		26798	20.000	43.190	0.5242	108.0				213	5566	774961	0.500	1.0	db
86	109	13C5-PFHxA	4.93	24690	837	26798	10.000	26.349	0.0056	131.7	23.32	29.48	NO	148...	50	774961	0.500	1.0	bb
87	110	13C4-PFHpA	5.37	26951		9377	10.000	17.334	0.0036	86.7				207...	33	165558	0.500	1.0	db
88	110	13C8-PFOA	5.98	29206		9377	10.000	16.712	0.0022	83.6				236...	23	165558	0.500	1.0	bb
89	111	13C9-PFNA	6.84	15268		14454	5.000	9.207	0.0037	92.1				7417	36	252954	0.500	1.0	bb
90	112	13C6-PFDA	7.46	14918		15159	5.000	9.779	0.0034	97.8				8729	39	345900	0.500	1.0	bb
91	112	13C7-PFUnA	7.81	15303		15159	5.000	9.244	0.0034	92.4				9783	43	345900	0.500	1.0	bb
92	112	13C2-PFDoA	8.07	11535		15159	5.000	8.094	0.0023	80.9				120...	25	345900	0.500	1.0	bb
93	112	13C2-PFTeDA	8.65	8632		15159	5.000	6.906	0.0118	69.1				1564	113	345900	0.500	1.0	bb
94	113	13C3-PFBS	4.86	20046	7837	17846	10.030	18.068	0.0318	90.1	2.73	2.56	NO	2896	201	305681	0.500	1.0	bb
95	113	13C3-PFHxS	6.04	18908	7961	17846	10.015	18.681	0.0020	93.3	2.38	2.38	NO	274...	12	305681	0.500	1.0	MM
96	114	13C8-PFOS	7.54	16490	7895	18658	10.062	19.464	0.0036	96.7	2.33	2.09	NO	163...	23	417625	0.500	1.0	bd
97	115	13C2-4:2 FTS	4.82	25684	12623	20869	20.168	44.968	0.0083	111.5	1.62	2.03	NO	242...	32	426820	0.500	1.0	bb
98	115	13C2-6:2 FTS	5.74	16965	8224	20869	19.998	35.796	0.0033	89.5	1.88	2.06	NO	319...	11	426820	0.500	1.0	bb
99	115	13C2-8:2 FTS	7.27	24174	7473	20869	20.040	32.239	0.0076	80.4	3.76	3.23	NO	135...	39	426820	0.500	1.0	bb
1...	114	13C8-PFOSA	8.72	29717		18658	10.000	17.530	0.0047	87.7				9677	59	417625	0.500	1.0	bb
1...	114	D3-N-MeFOSA	10.12	2453		18658	10.000	9.449	0.0444	47.2				862	86	417625	0.500	1.0	dd
1...	114	D5-N-EtFOSA	10.40	2309		18658	10.000	8.875	0.0256	44.4				1459	50	417625	0.500	1.0	MM
1...	115	D3-MeFOSAA	7.54	10989		20869	20.000	22.053	0.0057	55.1				131...	19	426820	0.500	1.0	bb
1...	115	D5-EtFOSAA	7.68	9382		20869	20.000	22.937	0.0170	57.3				5052	47	426820	0.500	1.0	bb
1...	114	D7-N-MeFOSE	9.99	191810		18658	100.000	111.079	0.0297	55.5				143...	383	417625	0.500	1.0	bb

PV by TCH, SV by BRA 13-Jan-22, Conc. & LOD unit = ng for Inst QC, ng/mL for SPM, ng/L for samples

Quantify Sample Report **MassLynx MassLynx V4.1 SCN909**
SGS Axys Analytical Services, Ltd.

Dataset: G:\Masslynx\Inst_L\PFAS\quanfile\FC2L_008-b.qld

Last Altered: Tuesday, January 11, 2022 20:21:00 Pacific Standard Time
Printed: Thursday, January 13, 2022 13:21:01 Pacific Standard Time

ID: WG79609-101,, BLK, Name: FC2L_008S22, Description: 1,WG79609,2/4000uL, Date: 11-Jan-2022, Time: 01:49:10

#	IS#	Name	RT	Area	Confirm. Ion Area	IS Area	Std. Conc	Conc.	LOD	%Rec	Ratio (Pr...	Ratio	Ratio Fail(Y...	S/N	Noi...	IS Height	Samp. size	F2	Fla...
1...	114	D9-N-EtFOSE	10.28	198227		18658	100.000	88.746	0.0273	44.4				133...	456	417625	0.500	1.0	bb
1...	109	13C3-HFPO-DA	5.08	38753	13640	26798	40.000	88.640	0.0036	110.8	2.64	2.84	NO	796...	15	774961	0.500	1.0	bb
1...		13C3-PFBA	1.56	63473			20.000	25.786	0.0205	64.5				3771	236		0.500	1.0	bb
1...		13C2-PFHxA	4.93	26798	972		10.000	9.808	0.0007	49.0	35.50	27.57	NO	413...	19		0.500	1.0	bb
110		13C4-PFOA	5.98	9377			10.000	14.284	0.0044	71.4				9656	17		0.500	1.0	bb
111		13C5-PFNA	6.84	14454			5.000	6.249	0.0012	62.5				153...	16		0.500	1.0	bb
112		13C2-PFDA	7.46	15159			5.000	5.873	0.0008	58.7				225...	15		0.500	1.0	bb
113		18O2-PFHxS	6.04	17846			10.050	12.552	0.0036	62.4				105...	29		0.500	1.0	bb
114		13C4-PFOS	7.54	18658	8876		10.150	12.086	0.0018	59.5	2.17	2.10	NO	202...	21		0.500	1.0	bb
115		13C2-D4-6:2 F...	5.73	20869	7261		20.000	65.087	0.0072	162.7	2.50	2.87	NO	272...	16		0.500	1.0	bb

PV by TCH, SV by BRA 13-Jan-22, Conc. & LOD unit = ng for Inst QC, ng/mL for SPM, ng/L for samples

Quantify Sample Report **MassLynx MassLynx V4.1 SCN909**
SGS Axys Analytical Services, Ltd.

Dataset: G:\Masslynx\Inst_L\PFAS\quanfile\FC2L_009-b.qld

Last Altered: Wednesday, January 12, 2022 10:02:34 Pacific Standard Time
Printed: Friday, January 14, 2022 10:07:44 Pacific Standard Time

Method: G:\Masslynx\Master Methods\MassLynx SCN 909\UPLC\FC_110_UPLC_15DoD.mdb 10 Jun 2021 10:20:13
Calibration: G:\Masslynx\Inst_L\PFAS\curve\FC1L_080-A6.cdb 09 Jun 2021 14:38:41

ID: WG79609-101,i, BLK, Name: FC2L_009S21, Description: 1,WG79609,2/4000uL, Date: 11-Jan-2022, Time: 16:42:38

PFBA

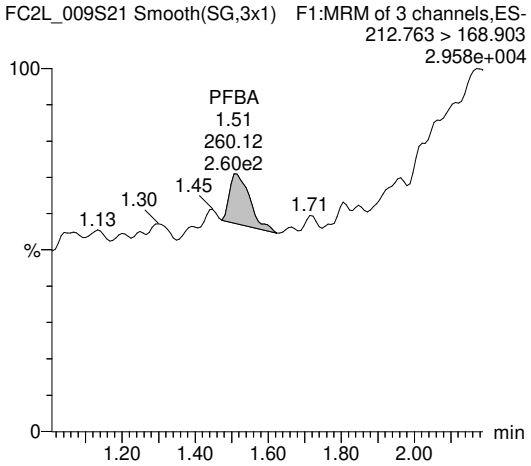

PFPeA

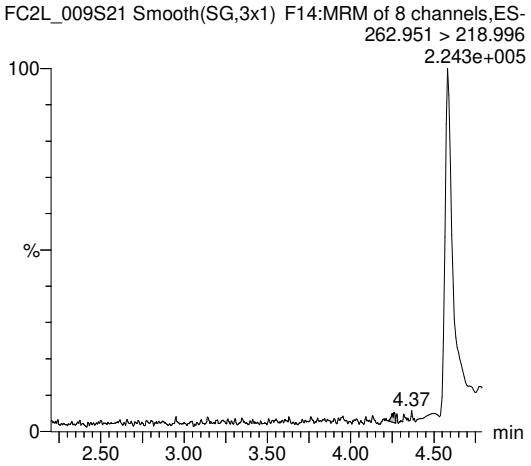

PFHxA

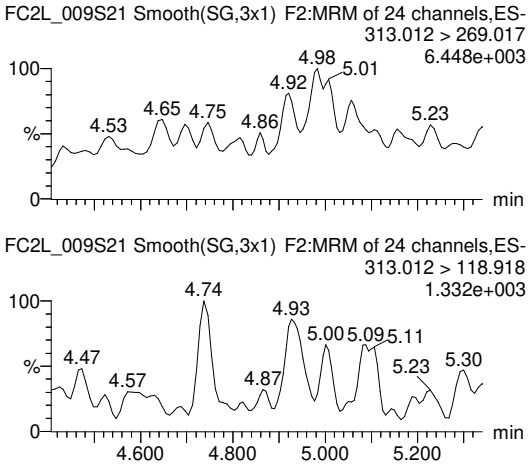

PFHpA

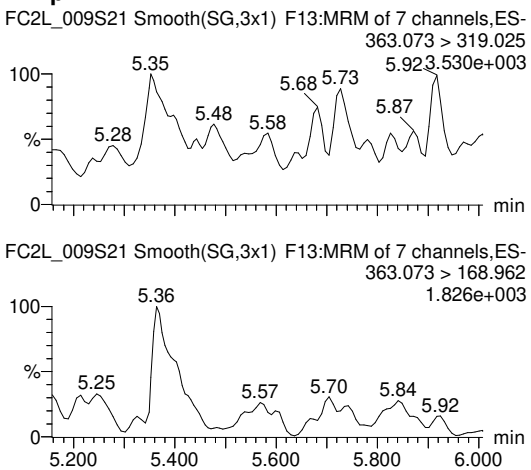

PFOA-I

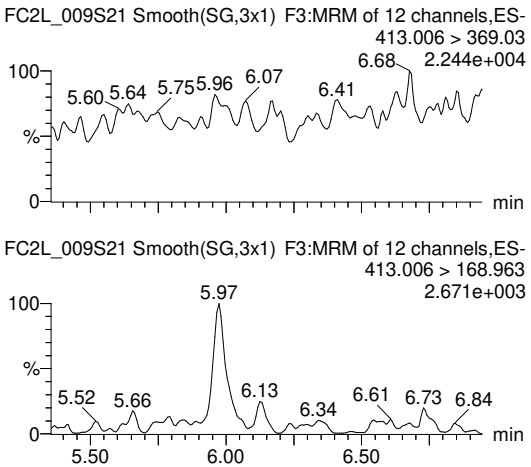

PFOA-II

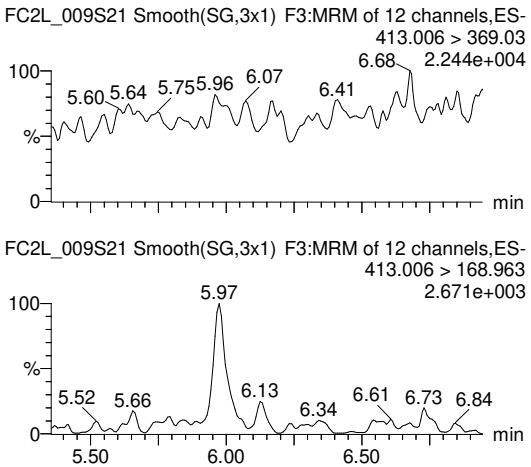

PV by TCH, SV by BRA 14-Jan-22, Conc. & LOD unit = ng for Inst QC, ng/mL for SPM, ng/L for samples

Quantify Sample Report **MassLynx MassLynx V4.1 SCN909**
SGS Axys Analytical Services, Ltd.

Dataset: G:\Masslynx\Inst_L\PFAS\quanfile\FC2L_009-b.qld

Last Altered: Wednesday, January 12, 2022 10:02:34 Pacific Standard Time
Printed: Friday, January 14, 2022 10:07:44 Pacific Standard Time

ID: WG79609-101,i, BLK, Name: FC2L_009S21, Description: 1,WG79609,2/4000uL, Date: 11-Jan-2022, Time: 16:42:38

PFOA-III

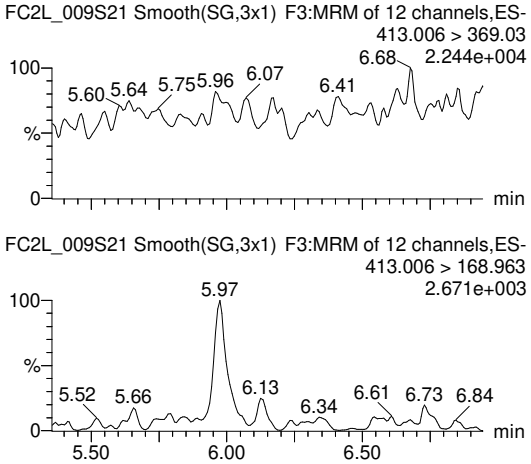

PFOA-IV

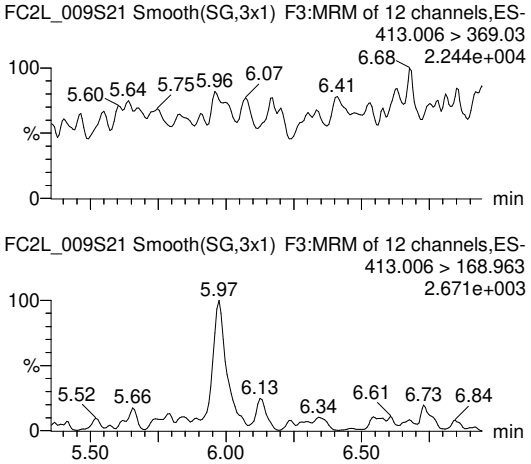

PFOA-SUM

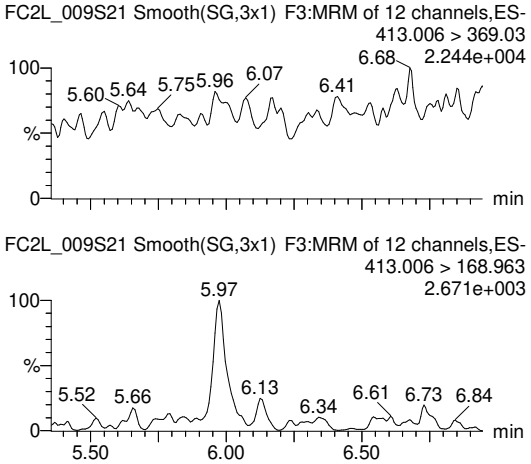

PFOA

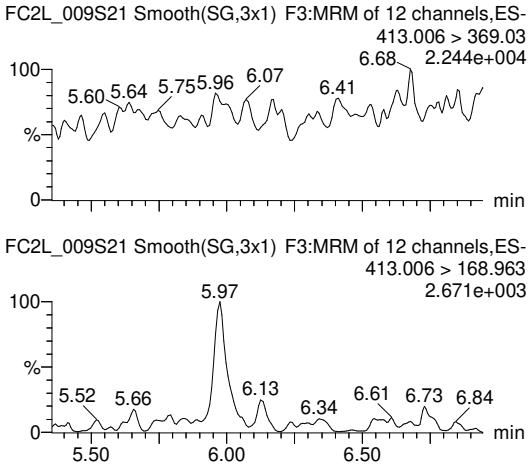

PFNA-I

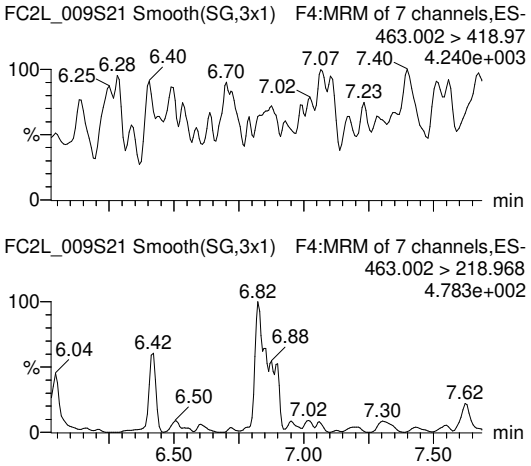

PFNA-II

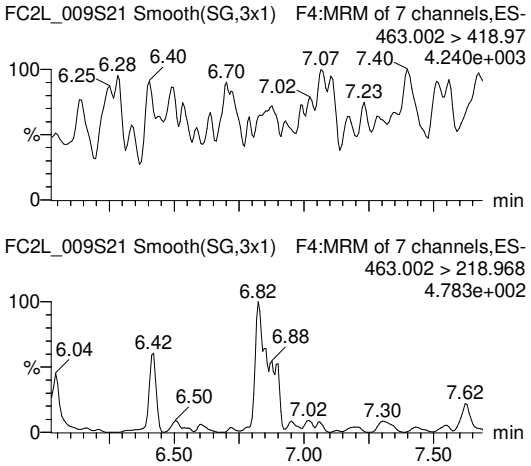

PV by TCH, SV by BRA 14-Jan-22, Conc. & LOD unit = ng for Inst QC, ng/mL for SPM, ng/L for samples

Quantify Sample Report **MassLynx MassLynx V4.1 SCN909**
SGS Axys Analytical Services, Ltd.

Dataset: G:\Masslynx\Inst_L\PFAS\quanfile\FC2L_009-b.qld

Last Altered: Wednesday, January 12, 2022 10:02:34 Pacific Standard Time
Printed: Friday, January 14, 2022 10:07:44 Pacific Standard Time

ID: WG79609-101,i, BLK, Name: FC2L_009S21, Description: 1,WG79609,2/4000uL, Date: 11-Jan-2022, Time: 16:42:38

PFNA-III

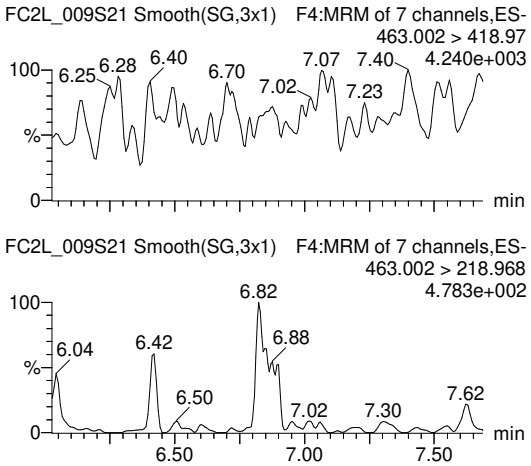

PFNA-SUM

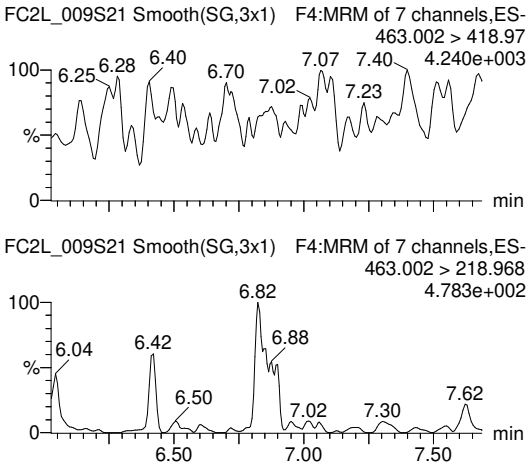

PFNA

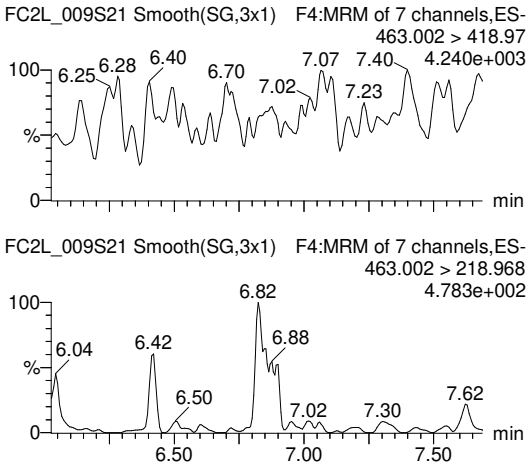

PFDA

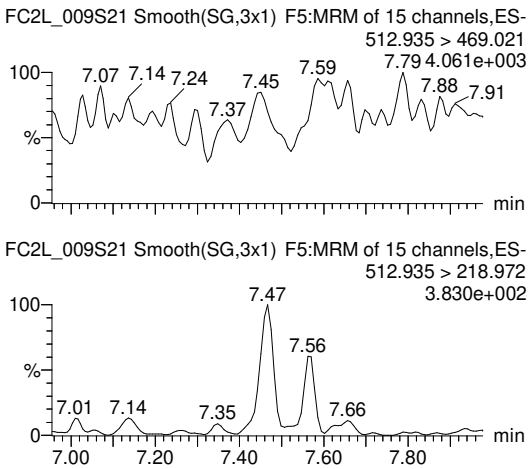

PFUnA

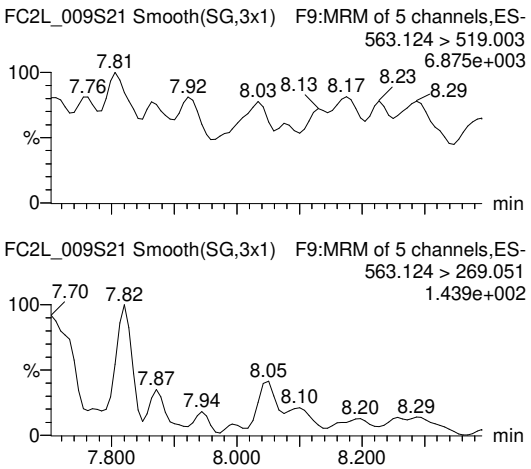

PFDoA

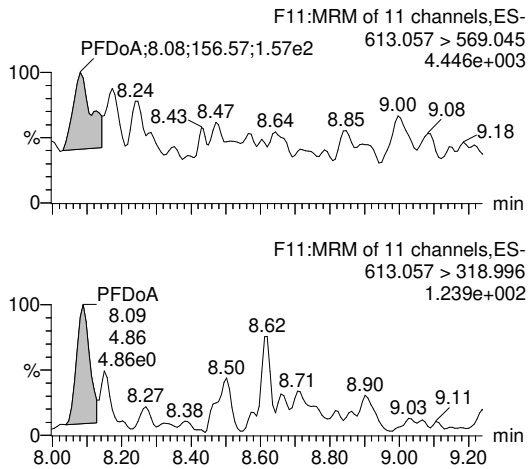

PV by TCH, SV by BRA 14-Jan-22, Conc. & LOD unit = ng for Inst QC, ng/mL for SPM, ng/L for samples

Quantify Sample Report **MassLynx MassLynx V4.1 SCN909**
SGS Axys Analytical Services, Ltd.

Dataset: G:\Masslynx\Inst_L\PFAS\quanfile\FC2L_009-b.qld

Last Altered: Wednesday, January 12, 2022 10:02:34 Pacific Standard Time
Printed: Friday, January 14, 2022 10:07:44 Pacific Standard Time

ID: WG79609-101,i, BLK, Name: FC2L_009S21, Description: 1,WG79609,2/4000uL, Date: 11-Jan-2022, Time: 16:42:38

PFTrDA

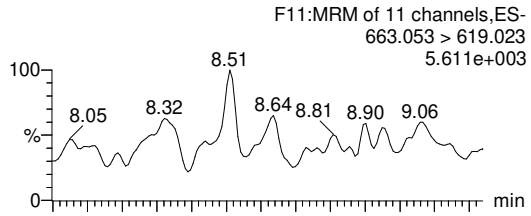

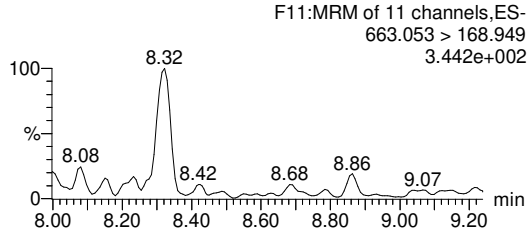

PFTeDA

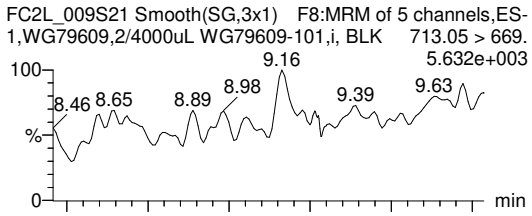

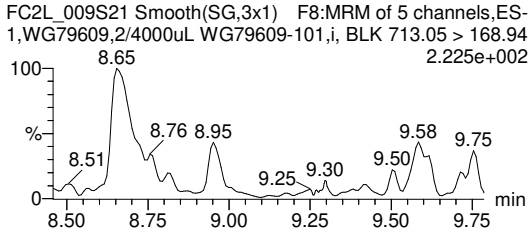

PFBS

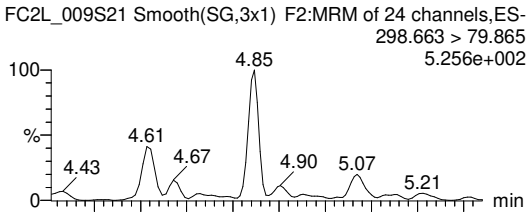

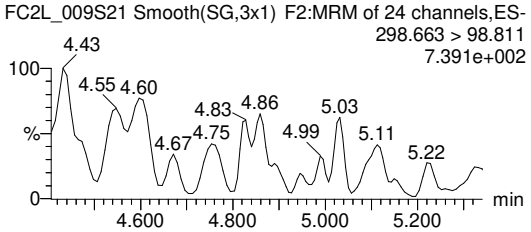

PFPeS

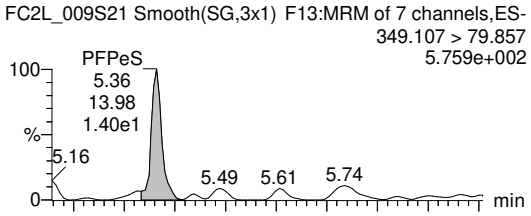

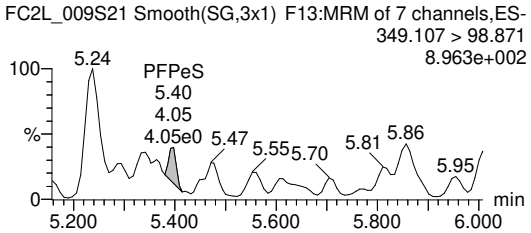

PFHxS-I

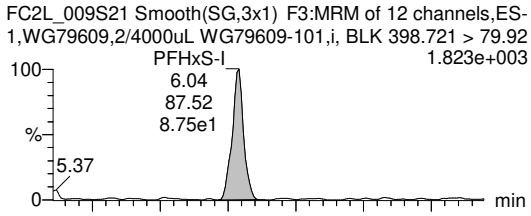

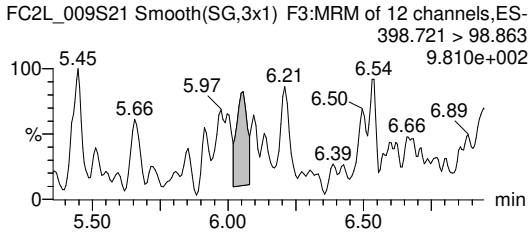

PFHxS-II

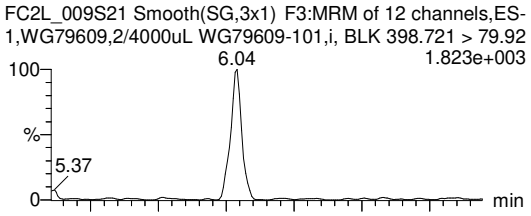

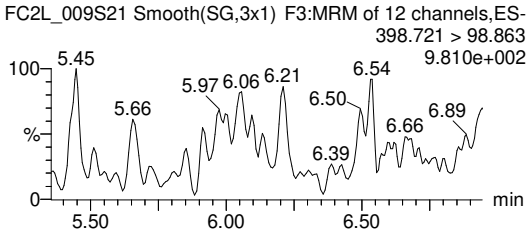

PV by TCH, SV by BRA 14-Jan-22, Conc. & LOD unit = ng for Inst QC, ng/mL for SPM, ng/L for samples

Quantify Sample Report **MassLynx MassLynx V4.1 SCN909**
SGS Axys Analytical Services, Ltd.

Dataset: G:\Masslynx\Inst_L\PFAS\quanfile\FC2L_009-b.qld

Last Altered: Wednesday, January 12, 2022 10:02:34 Pacific Standard Time
Printed: Friday, January 14, 2022 10:07:44 Pacific Standard Time

ID: WG79609-101,i, BLK, Name: FC2L_009S21, Description: 1,WG79609,2/4000uL, Date: 11-Jan-2022, Time: 16:42:38

PFHxS-III

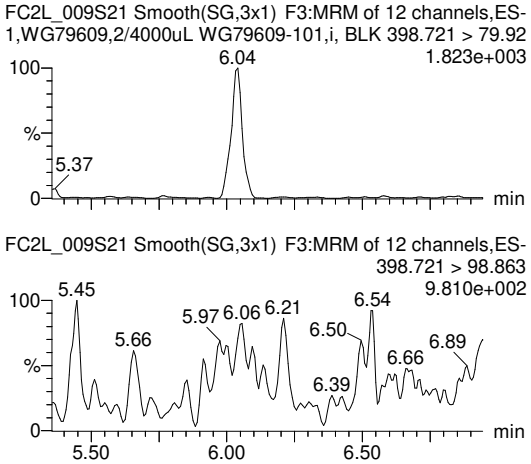

PFHxS-SUM

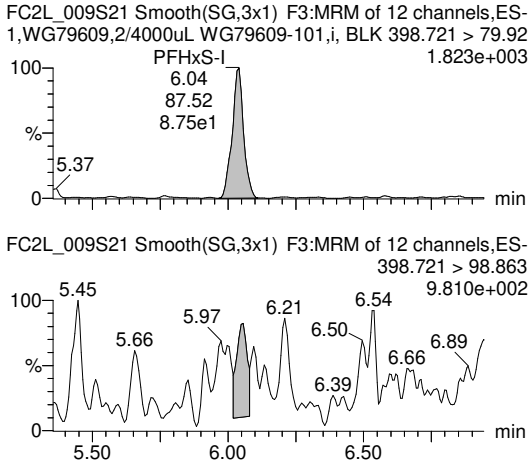

PFHxS

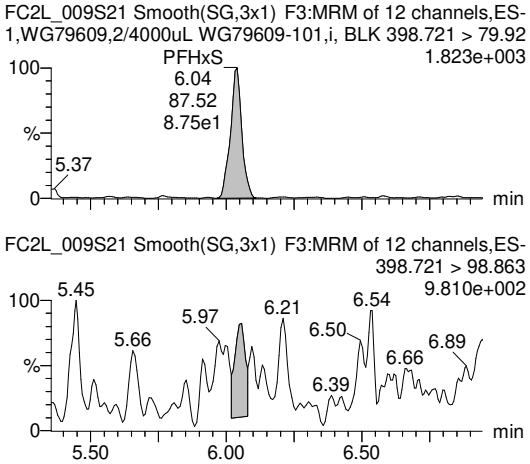

PFHpS

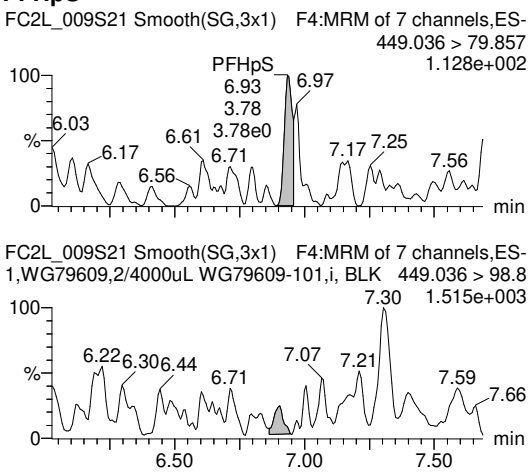

PFOS-I

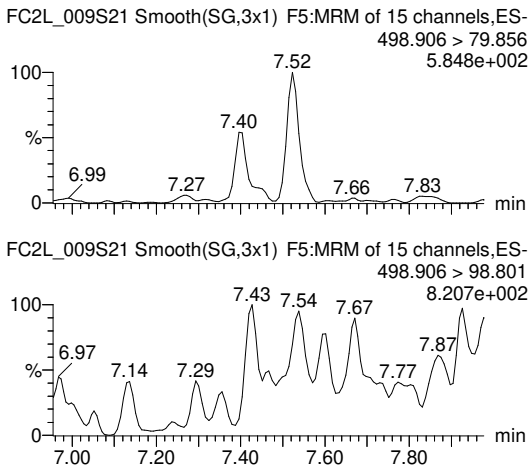

PFOS-II

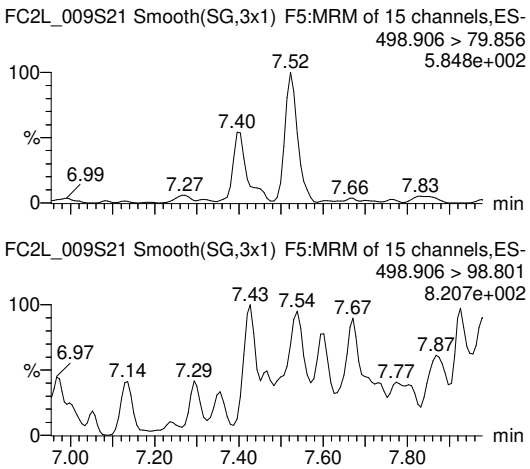

PV by TCH, SV by BRA 14-Jan-22, Conc. & LOD unit = ng for Inst QC, ng/mL for SPM, ng/L for samples

Quantify Sample Report **MassLynx MassLynx V4.1 SCN909**
SGS Axys Analytical Services, Ltd.

Dataset: G:\Masslynx\Inst_L\PFAS\quanfile\FC2L_009-b.qld

Last Altered: Wednesday, January 12, 2022 10:02:34 Pacific Standard Time
Printed: Friday, January 14, 2022 10:07:44 Pacific Standard Time

ID: WG79609-101,i, BLK, Name: FC2L_009S21, Description: 1,WG79609,2/4000uL, Date: 11-Jan-2022, Time: 16:42:38

PFOS-III

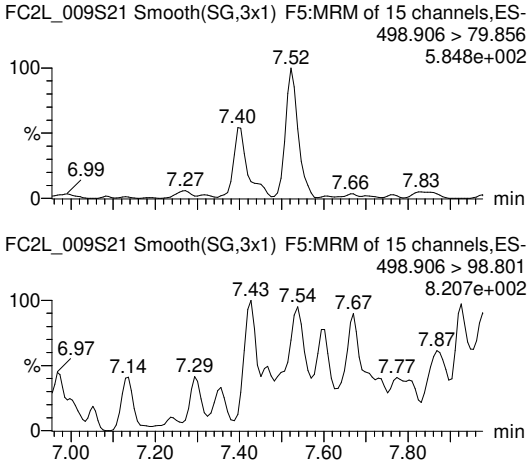

PFOS-IV

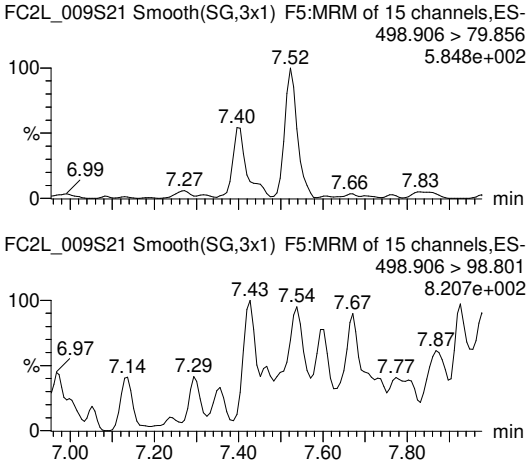

PFOS-SUM

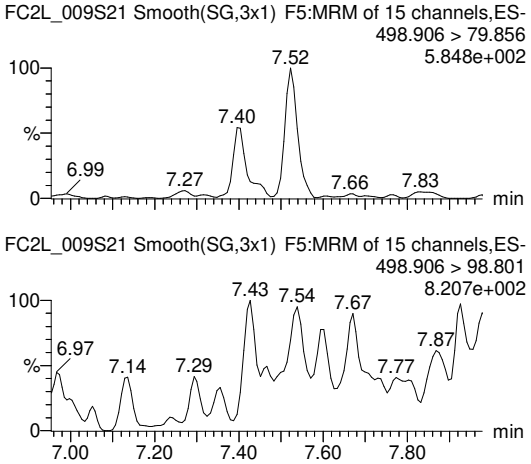

PFOS

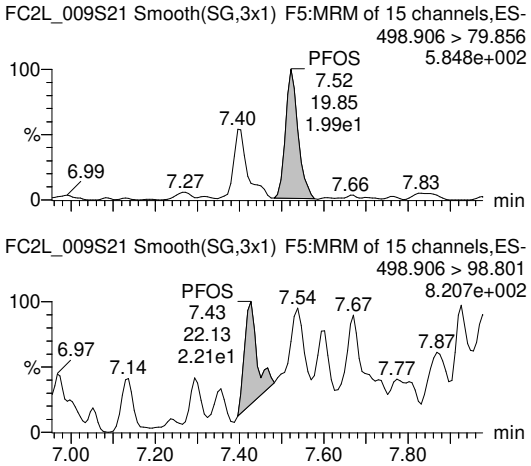

PFNS

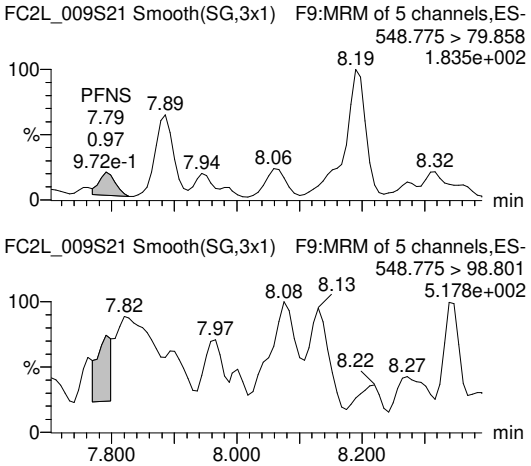

PFDS

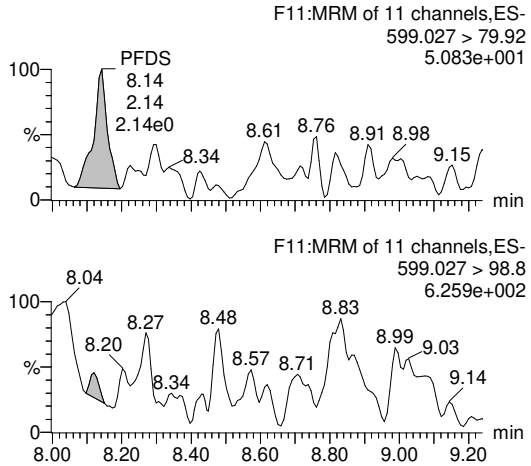

PV by TCH, SV by BRA 14-Jan-22, Conc. & LOD unit = ng for Inst QC, ng/mL for SPM, ng/L for samples

Quantify Sample Report **MassLynx MassLynx V4.1 SCN909**
SGS Axys Analytical Services, Ltd.

Dataset: G:\Masslynx\Inst_L\PFAS\quanfile\FC2L_009-b.qld

Last Altered: Wednesday, January 12, 2022 10:02:34 Pacific Standard Time
Printed: Friday, January 14, 2022 10:07:44 Pacific Standard Time

ID: WG79609-101,i, BLK, Name: FC2L_009S21, Description: 1,WG79609,2/4000uL, Date: 11-Jan-2022, Time: 16:42:38

PFDoS

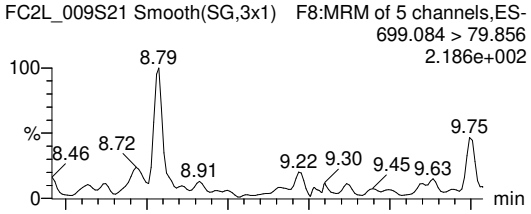

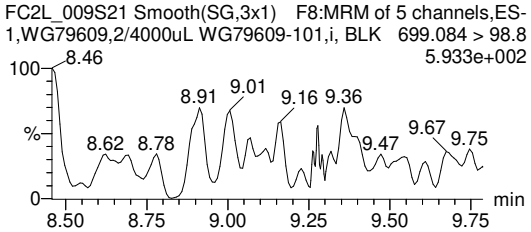

4:2 FTS

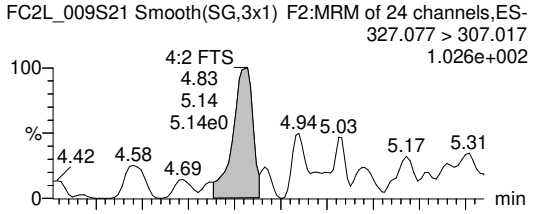

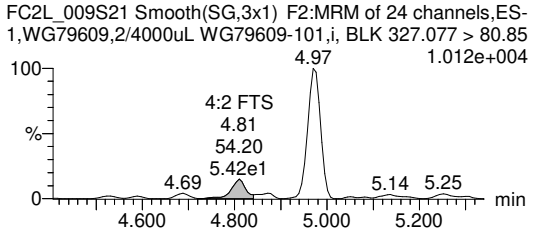

6:2 FTS

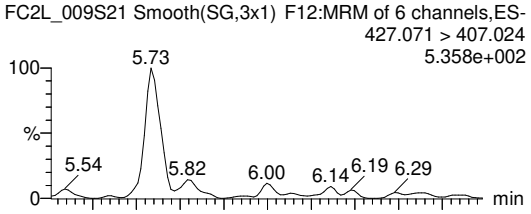

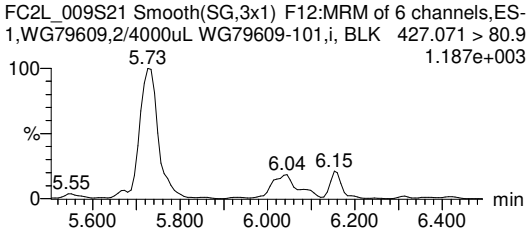

8:2 FTS

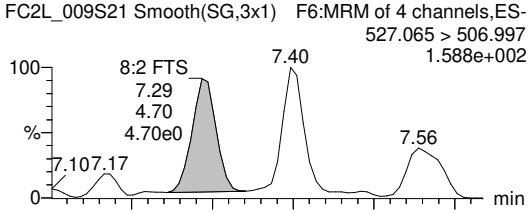

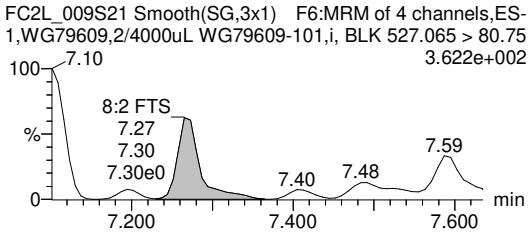

PFOSA-I

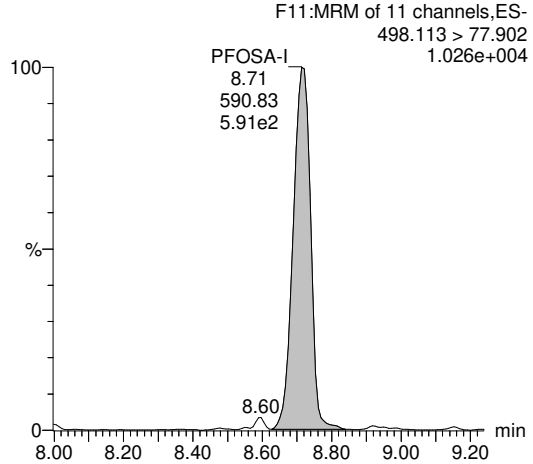

PFOSA-II

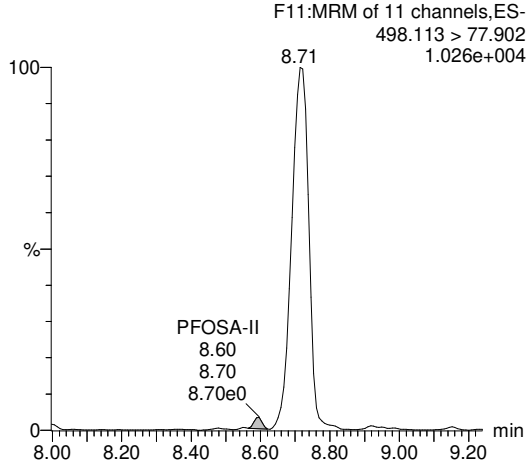

PV by TCH, SV by BRA 14-Jan-22, Conc. & LOD unit = ng for Inst QC, ng/mL for SPM, ng/L for samples

Quantify Sample Report **MassLynx MassLynx V4.1 SCN909**
SGS Axys Analytical Services, Ltd.

Dataset: G:\Masslynx\Inst_L\PFAS\quanfile\FC2L_009-b.qld

Last Altered: Wednesday, January 12, 2022 10:02:34 Pacific Standard Time
Printed: Friday, January 14, 2022 10:07:44 Pacific Standard Time

ID: WG79609-101,i, BLK, Name: FC2L_009S21, Description: 1,WG79609,2/4000uL, Date: 11-Jan-2022, Time: 16:42:38

PFOSA-SUM

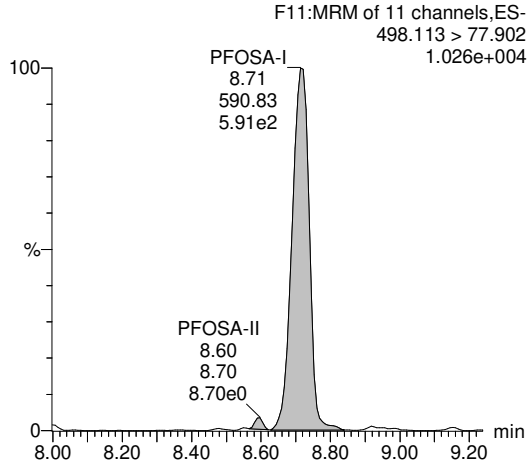

PFOSA

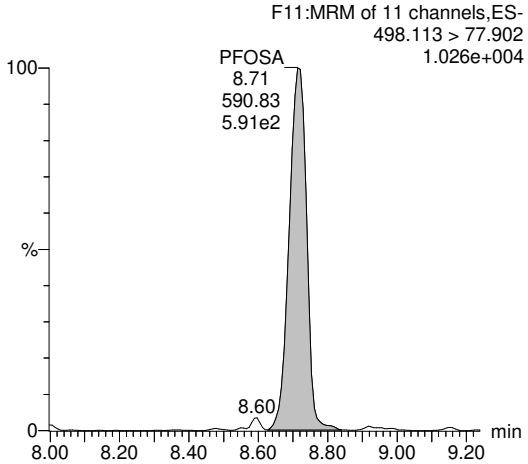

N-MeFOSA-I

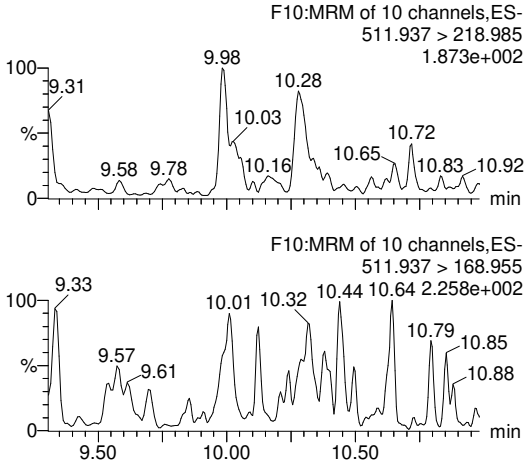

N-MeFOSA-II

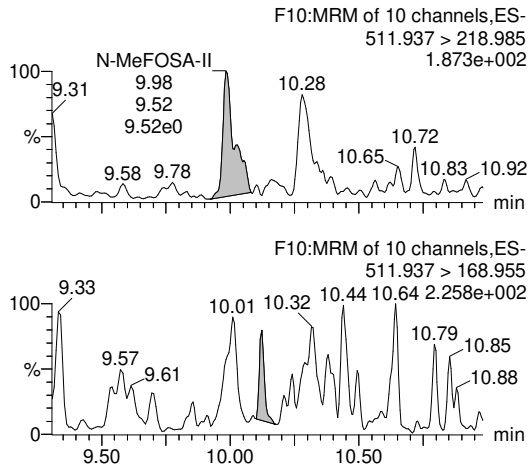

N-MeFOSA-SUM

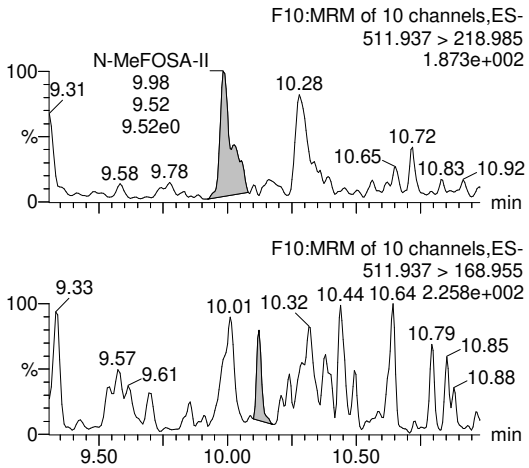

N-MeFOSA

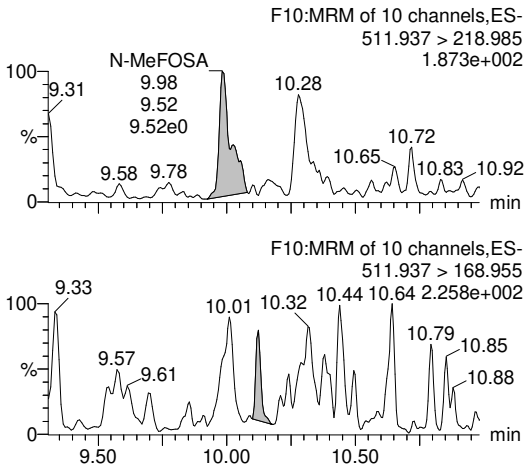

PV by TCH, SV by BRA 14-Jan-22, Conc. & LOD unit = ng for Inst QC, ng/mL for SPM, ng/L for samples

Quantify Sample Report **MassLynx MassLynx V4.1 SCN909**
SGS Axys Analytical Services, Ltd.

Dataset: G:\Masslynx\Inst_L\PFAS\quanfile\FC2L_009-b.qld

Last Altered: Wednesday, January 12, 2022 10:02:34 Pacific Standard Time
Printed: Friday, January 14, 2022 10:07:44 Pacific Standard Time

ID: WG79609-101,i, BLK, Name: FC2L_009S21, Description: 1,WG79609,2/4000uL, Date: 11-Jan-2022, Time: 16:42:38

N-EtFOSA-I

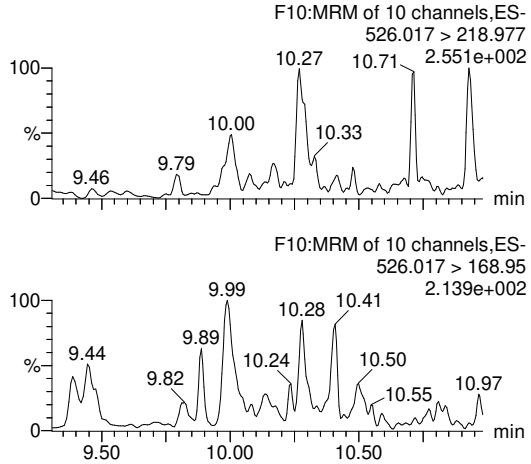

N-EtFOSA-II

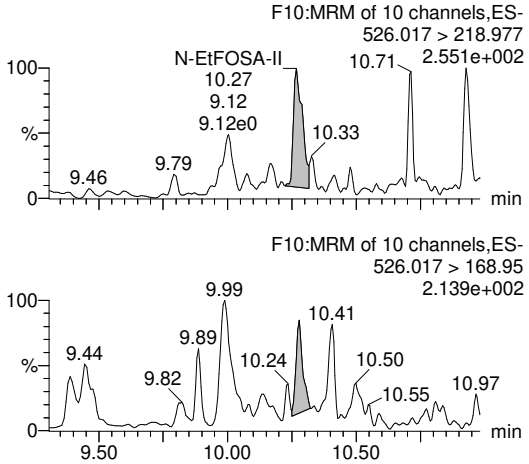

N-EtFOSA-SUM

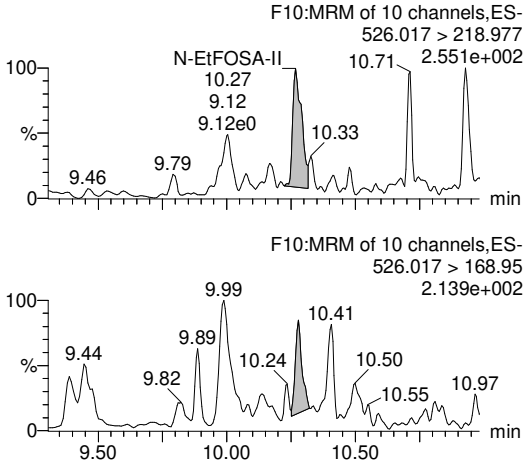

N-EtFOSA

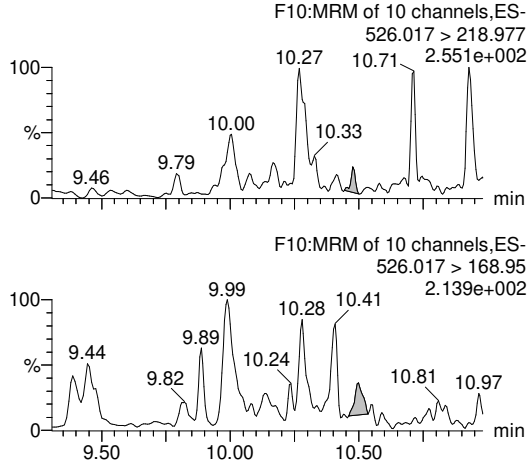

MeFOSAA-I

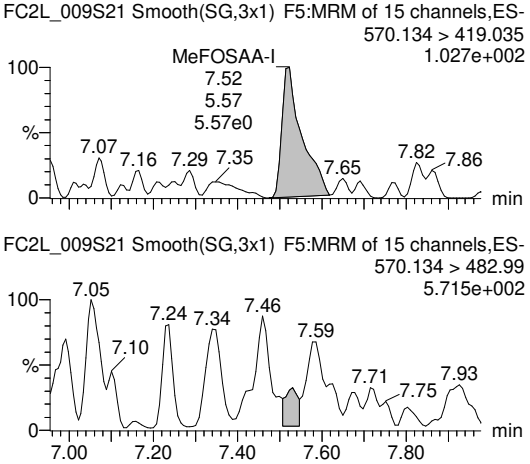

MeFOSAA-II

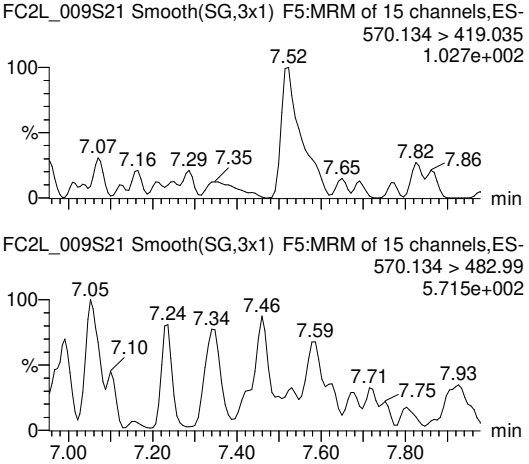

PV by TCH, SV by BRA 14-Jan-22, Conc. & LOD unit = ng for Inst QC, ng/mL for SPM, ng/L for samples

Quantify Sample Report **MassLynx MassLynx V4.1 SCN909**
SGS Axys Analytical Services, Ltd.

Dataset: G:\Masslynx\Inst_L\PFAS\quanfile\FC2L_009-b.qld

Last Altered: Wednesday, January 12, 2022 10:02:34 Pacific Standard Time
Printed: Friday, January 14, 2022 10:07:44 Pacific Standard Time

ID: WG79609-101,i, BLK, Name: FC2L_009S21, Description: 1,WG79609,2/4000uL, Date: 11-Jan-2022, Time: 16:42:38

MeFOSAA-III

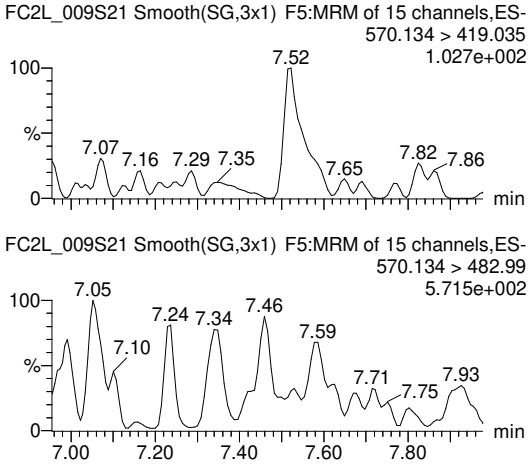

MeFOSAA-SUM

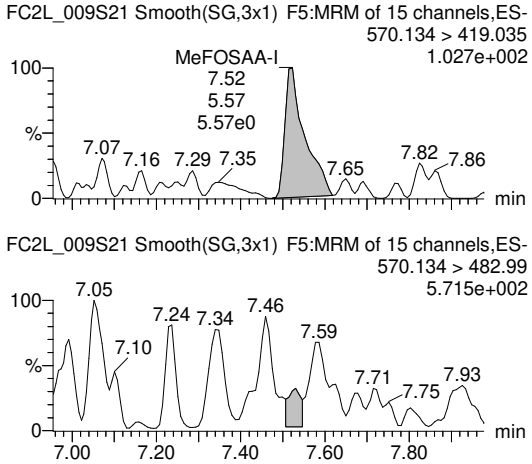

MeFOSAA

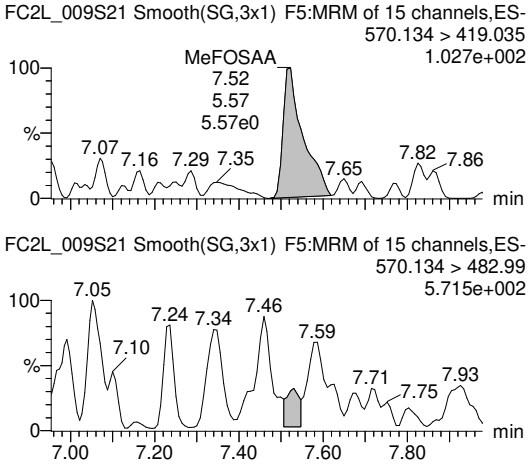

EtFOSAA-I

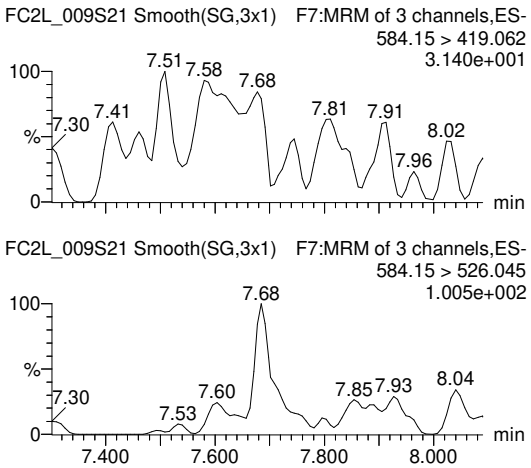

EtFOSAA-II

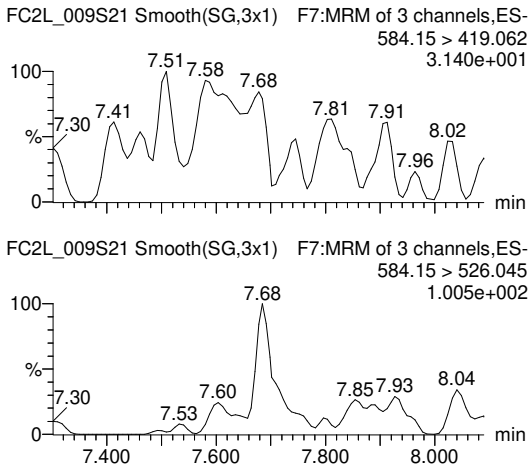

EtFOSAA-III

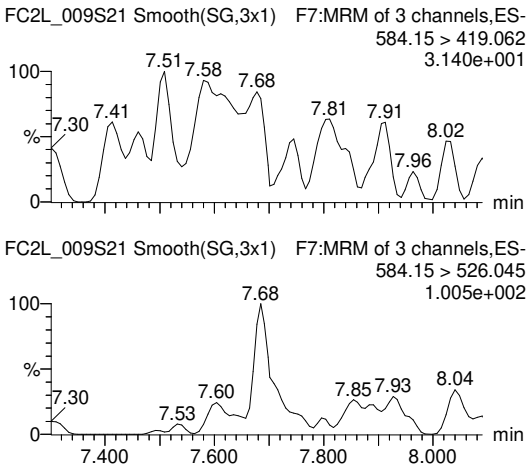

PV by TCH, SV by BRA 14-Jan-22, Conc. & LOD unit = ng for Inst QC, ng/mL for SPM, ng/L for samples

Quantify Sample Report **MassLynx MassLynx V4.1 SCN909**
SGS Axys Analytical Services, Ltd.

Dataset: G:\Masslynx\Inst_L\PFAS\quanfile\FC2L_009-b.qld

Last Altered: Wednesday, January 12, 2022 10:02:34 Pacific Standard Time
Printed: Friday, January 14, 2022 10:07:44 Pacific Standard Time

ID: WG79609-101,i, BLK, Name: FC2L_009S21, Description: 1,WG79609,2/4000uL, Date: 11-Jan-2022, Time: 16:42:38

EtFOSAA-SUM

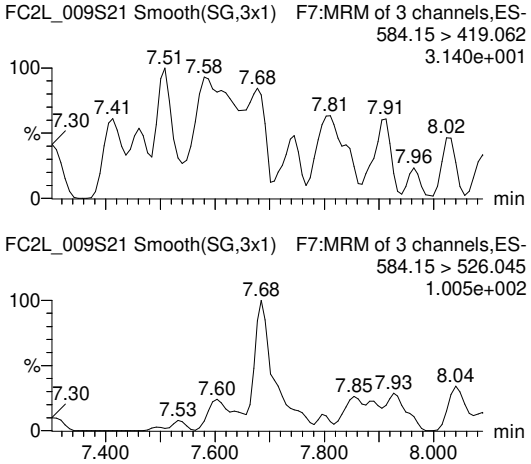

EtFOSAA

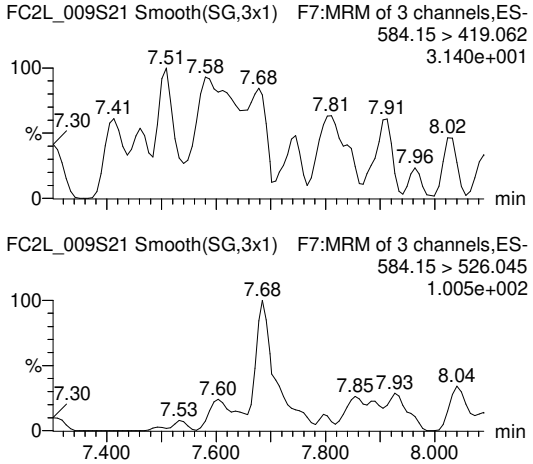

N-MeFOSE-I

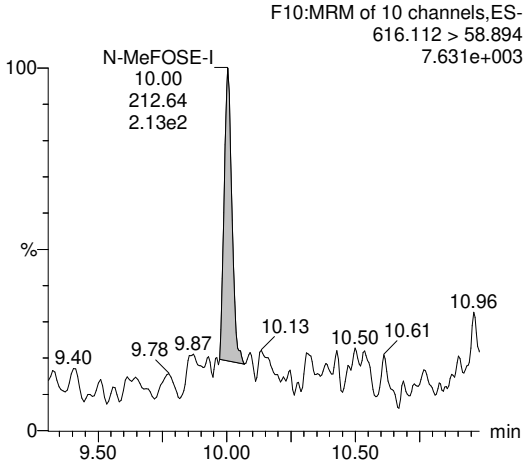

N-MeFOSE-II

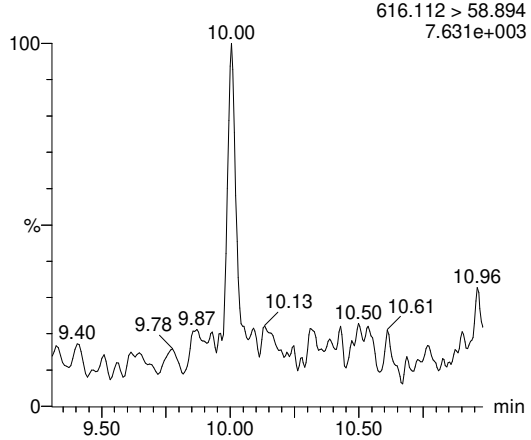

N-MeFOSE-III

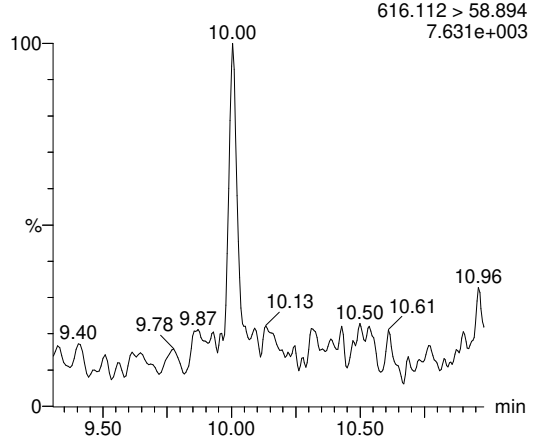

N-MeFOSE-SUM

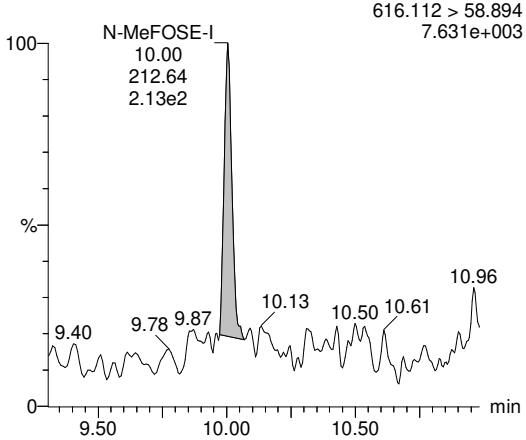

PV by TCH, SV by BRA 14-Jan-22, Conc. & LOD unit = ng for Inst QC, ng/mL for SPM, ng/L for samples

Quantify Sample Report **MassLynx MassLynx V4.1 SCN909**
SGS Axys Analytical Services, Ltd.

Dataset: G:\Masslynx\Inst_L\PFAS\quanfile\FC2L_009-b.qld

Last Altered: Wednesday, January 12, 2022 10:02:34 Pacific Standard Time
Printed: Friday, January 14, 2022 10:07:44 Pacific Standard Time

ID: WG79609-101,i, BLK, Name: FC2L_009S21, Description: 1,WG79609,2/4000uL, Date: 11-Jan-2022, Time: 16:42:38

N-MeFOSE

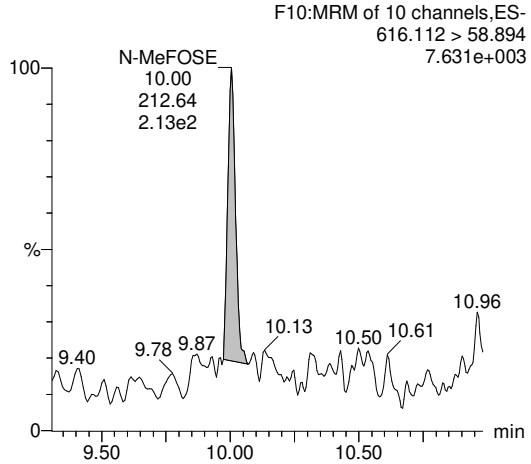

N-EtFOSE-I

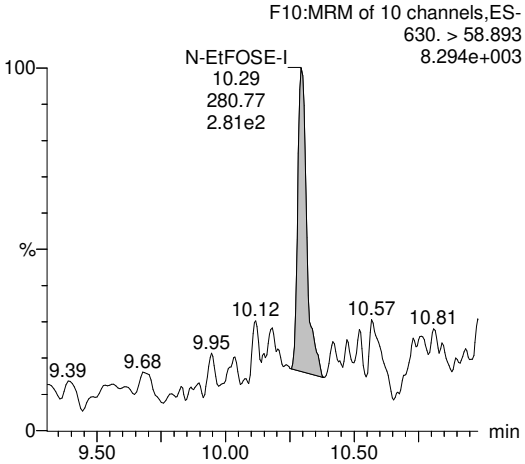

N-EtFOSE-II

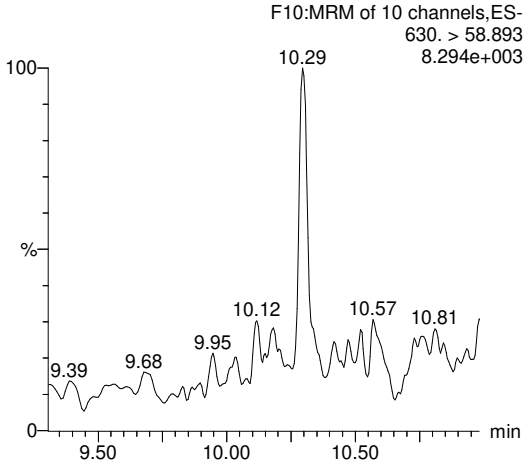

N-EtFOSE-III

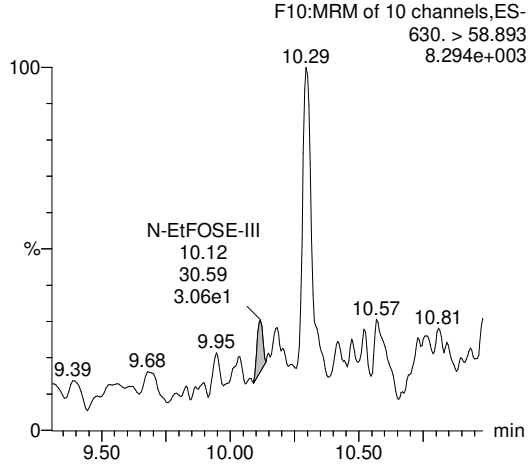

N-EtFOSE-SUM

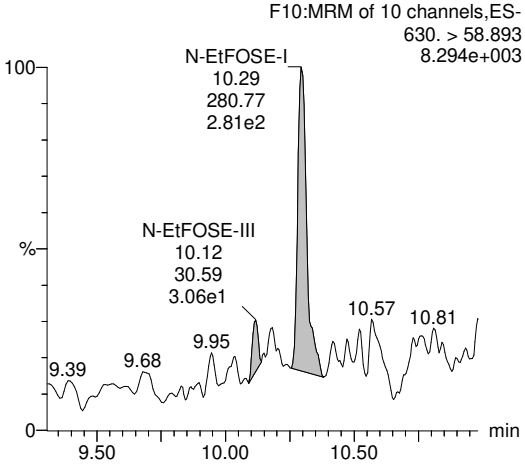

N-EtFOSE

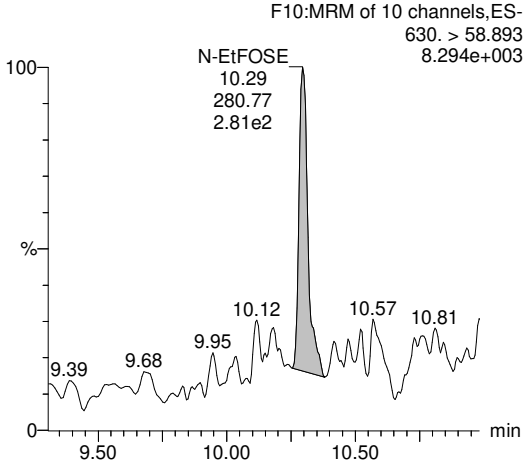

PV by TCH, SV by BRA 14-Jan-22, Conc. & LOD unit = ng for Inst QC, ng/mL for SPM, ng/L for samples

Quantify Sample Report **MassLynx MassLynx V4.1 SCN909**
SGS Axys Analytical Services, Ltd.

Dataset: G:\Masslynx\Inst_L\PFAS\quanfile\FC2L_009-b.qld

Last Altered: Wednesday, January 12, 2022 10:02:34 Pacific Standard Time
Printed: Friday, January 14, 2022 10:07:44 Pacific Standard Time

ID: WG79609-101,i, BLK, Name: FC2L_009S21, Description: 1,WG79609,2/4000uL, Date: 11-Jan-2022, Time: 16:42:38

HFPO-DA

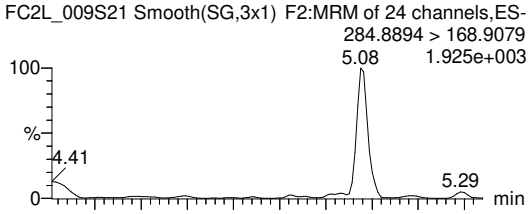

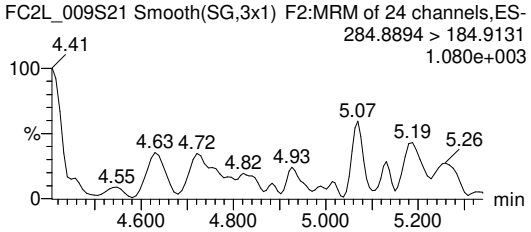

ADONA

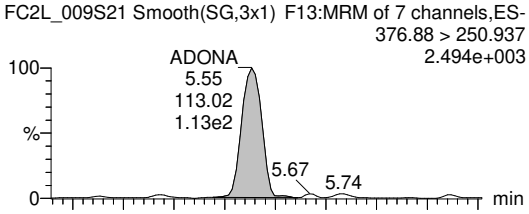

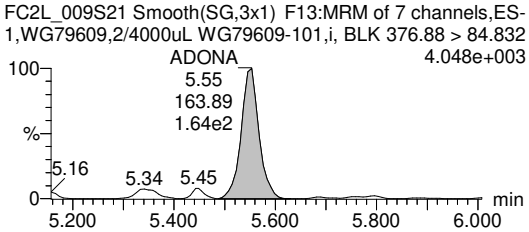

9Cl-PF3ONS

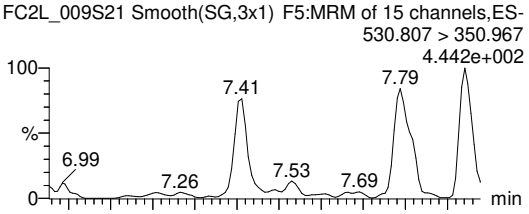

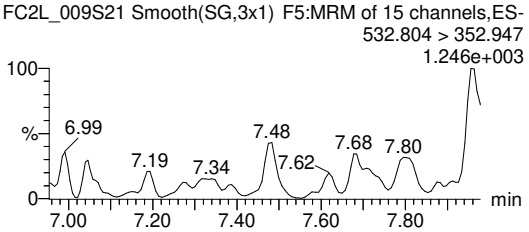

11Cl-PF3OUdS

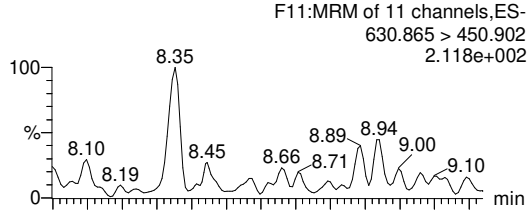

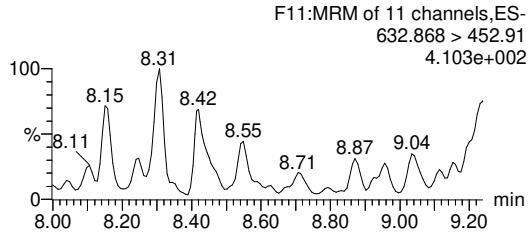

3:3 FTCA

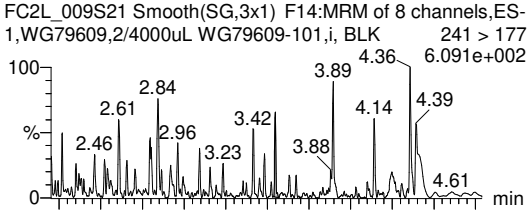

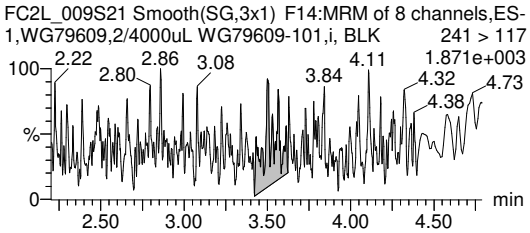

5:3 FTCA

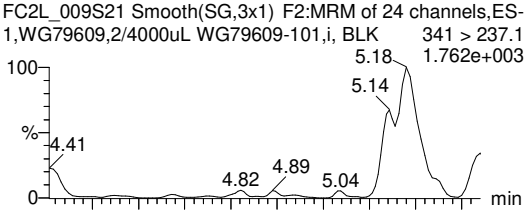

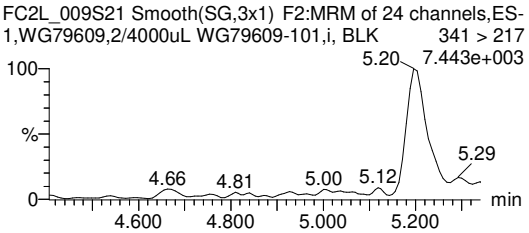

PV by TCH, SV by BRA 14-Jan-22, Conc. & LOD unit = ng for Inst QC, ng/mL for SPM, ng/L for samples

Quantify Sample Report **MassLynx MassLynx V4.1 SCN909**
SGS Axys Analytical Services, Ltd.

Dataset: G:\Masslynx\Inst_L\PFAS\quanfile\FC2L_009-b.qld

Last Altered: Wednesday, January 12, 2022 10:02:34 Pacific Standard Time
Printed: Friday, January 14, 2022 10:07:44 Pacific Standard Time

ID: WG79609-101,i, BLK, Name: FC2L_009S21, Description: 1,WG79609,2/4000uL, Date: 11-Jan-2022, Time: 16:42:38

7:3 FTCA

FC2L_009S21 Smooth(SG,3x1) F3:MRM of 12 channels,ES-
1,WG79609,2/4000uL WG79609-101,i, BLK 441 > 316.9
3.189e+003

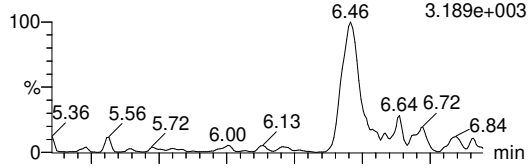

FC2L_009S21 Smooth(SG,3x1) F3:MRM of 12 channels,ES-
1,WG79609,2/4000uL WG79609-101,i, BLK 441 > 336.9
6.513e+003

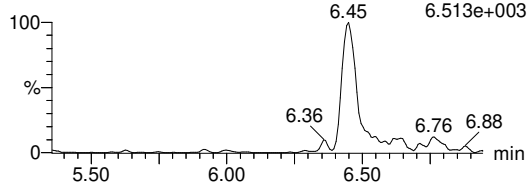

PFEESA

FC2L_009S21 Smooth(SG,3x1) F2:MRM of 24 channels,ES-
1,WG79609,2/4000uL WG79609-101,i, BLK 314.8 > 134.9
7.542e+002

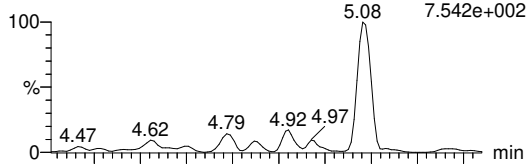

FC2L_009S21 Smooth(SG,3x1) F2:MRM of 24 channels,ES-
1,WG79609,2/4000uL WG79609-101,i, BLK 314.8 > 82.9
2.574e+003

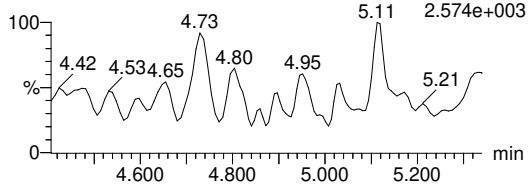

PFMPA

FC2L_009S21 Smooth(SG,5x1) F14:MRM of 8 channels,ES-
1,WG79609,2/4000uL WG79609-101,i, BLK 229.013 > 84.9
1.725e+003

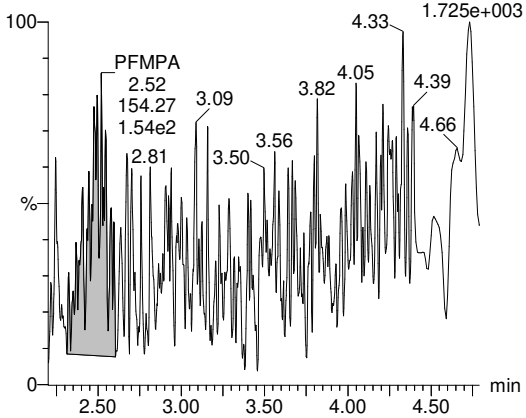

PFMBA

FC2L_009S21 Smooth(SG,3x1) F14:MRM of 8 channels,ES-
1,WG79609,2/4000uL WG79609-101,i, BLK 279 > 85.1
9.335e+002

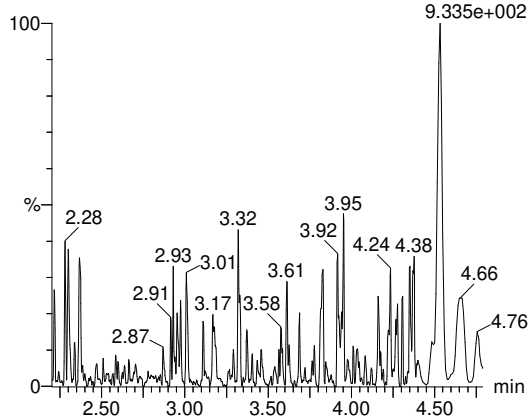

NFDHA

FC2L_009S21 Smooth(SG,3x1) F2:MRM of 24 channels,ES-
1,WG79609,2/4000uL WG79609-101,i, BLK 295 > 201
9.673e+001

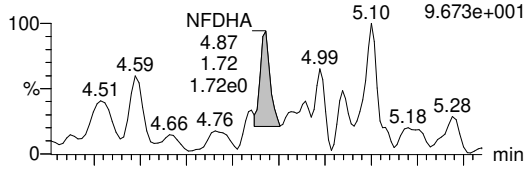

FC2L_009S21 Smooth(SG,3x1) F2:MRM of 24 channels,ES-
1,WG79609,2/4000uL WG79609-101,i, BLK 295 > 84.9
2.626e+002

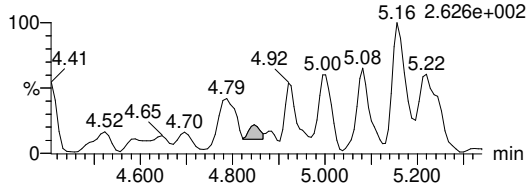

13C4-PFBA

FC2L_009S21 Smooth(SG,3x1) F1:MRM of 3 channels,ES-
216.776 > 171.928
2.068e+006

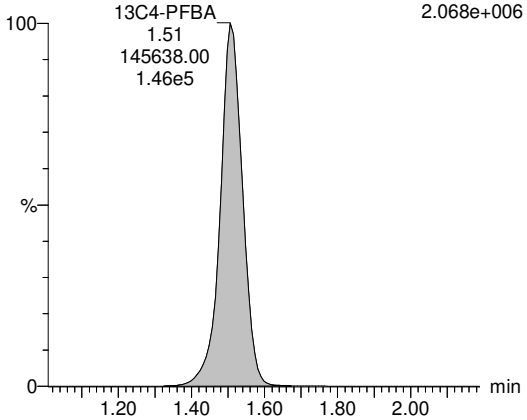

PV by TCH, SV by BRA 14-Jan-22, Conc. & LOD unit = ng for Inst QC, ng/mL for SPM, ng/L for samples

Quantify Sample Report **MassLynx MassLynx V4.1 SCN909**
SGS Axys Analytical Services, Ltd.

Dataset: G:\Masslynx\Inst_L\PFAS\quanfile\FC2L_009-b.qld

Last Altered: Wednesday, January 12, 2022 10:02:34 Pacific Standard Time
Printed: Friday, January 14, 2022 10:07:44 Pacific Standard Time

ID: WG79609-101,i, BLK, Name: FC2L_009S21, Description: 1,WG79609,2/4000uL, Date: 11-Jan-2022, Time: 16:42:38

13C5-PFPeA

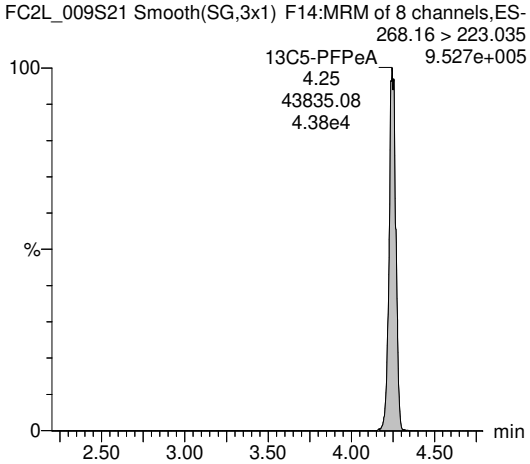

13C5-PFHxA

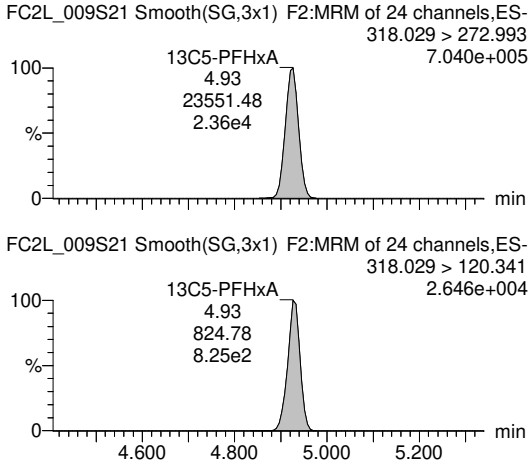

13C4-PFHpA

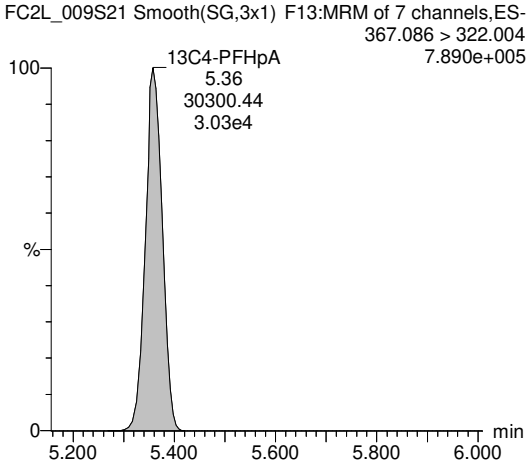

13C8-PFOA

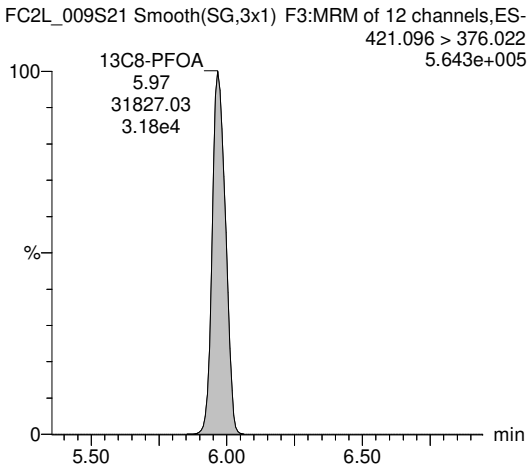

13C9-PFNA

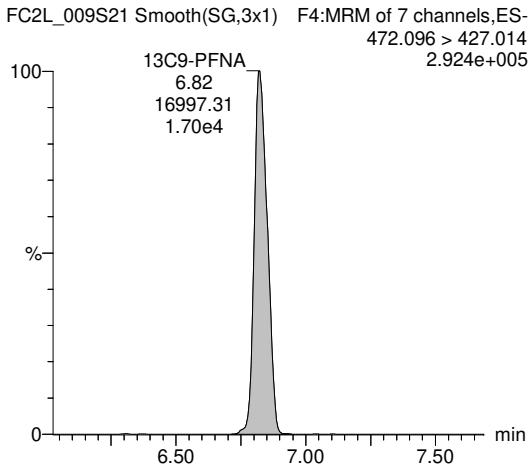

13C6-PFDA

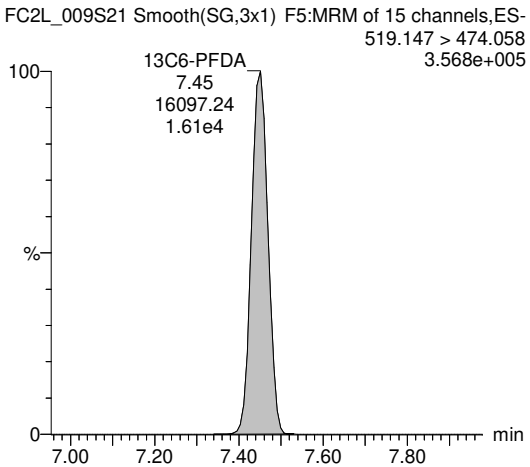

PV by TCH, SV by BRA 14-Jan-22, Conc. & LOD unit = ng for Inst QC, ng/mL for SPM, ng/L for samples

Quantify Sample Report **MassLynx MassLynx V4.1 SCN909**
SGS Axys Analytical Services, Ltd.

Dataset: G:\Masslynx\Inst_L\PFAS\quanfile\FC2L_009-b.qld

Last Altered: Wednesday, January 12, 2022 10:02:34 Pacific Standard Time
Printed: Friday, January 14, 2022 10:07:44 Pacific Standard Time

ID: WG79609-101,i, BLK, Name: FC2L_009S21, Description: 1,WG79609,2/4000uL, Date: 11-Jan-2022, Time: 16:42:38

13C7-PFUnA

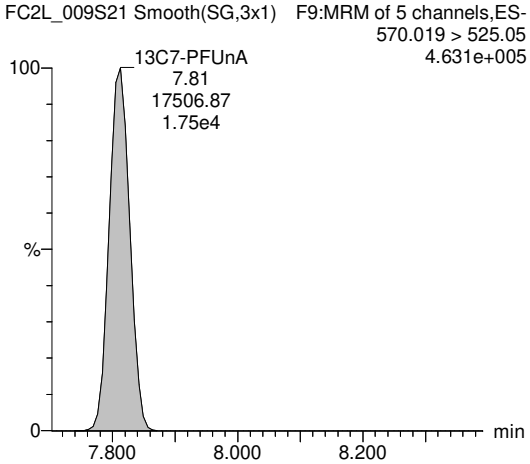

13C2-PFDoA

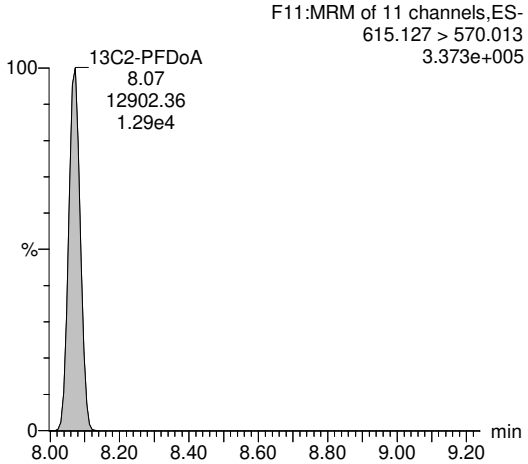

13C2-PFTeDA

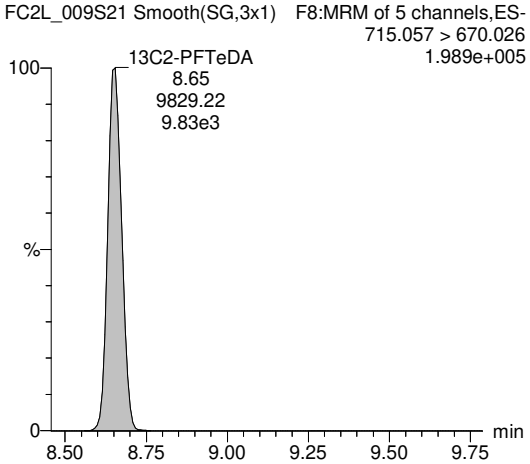

13C3-PFBS

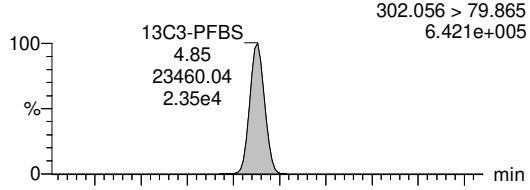

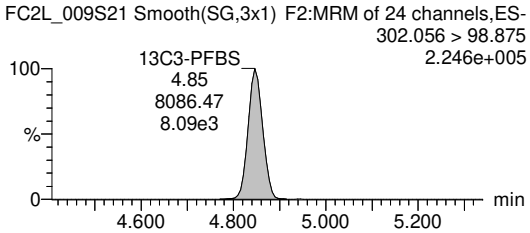

13C3-PFHxS

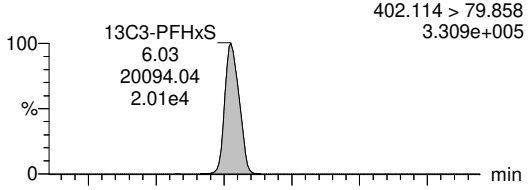

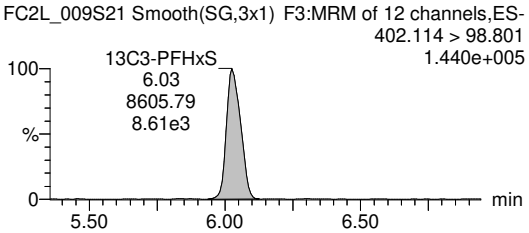

13C8-PFOS

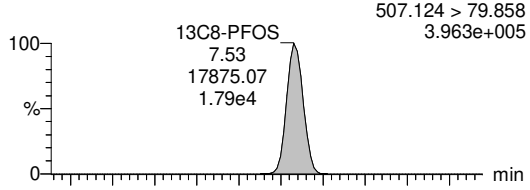

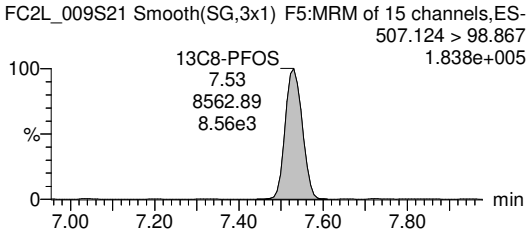

PV by TCH, SV by BRA 14-Jan-22, Conc. & LOD unit = ng for Inst QC, ng/mL for SPM, ng/L for samples

Quantify Sample Report **MassLynx MassLynx V4.1 SCN909**
SGS Axys Analytical Services, Ltd.

Dataset: G:\Masslynx\Inst_L\PFAS\quanfile\FC2L_009-b.qld

Last Altered: Wednesday, January 12, 2022 10:02:34 Pacific Standard Time
Printed: Friday, January 14, 2022 10:07:44 Pacific Standard Time

ID: WG79609-101,i, BLK, Name: FC2L_009S21, Description: 1,WG79609,2/4000uL, Date: 11-Jan-2022, Time: 16:42:38

13C2-4:2 FTS

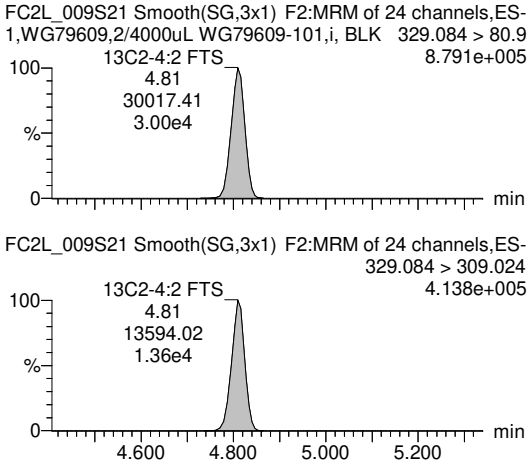

13C2-6:2 FTS

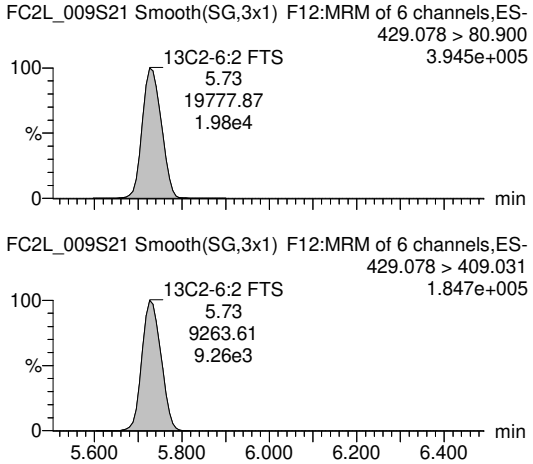

13C2-8:2 FTS

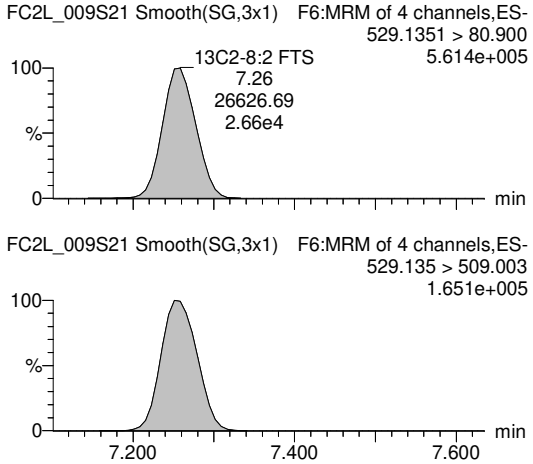

13C8-PFOSA

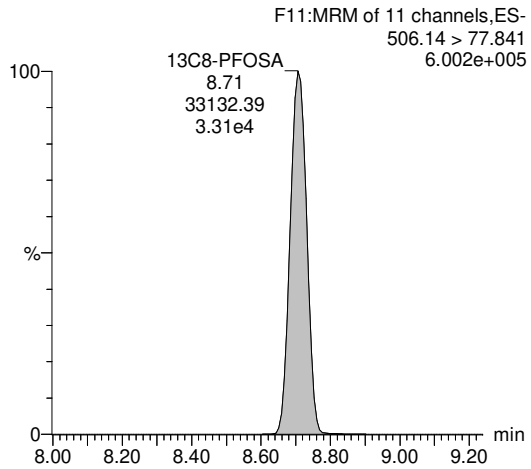

D3-N-MeFOSA

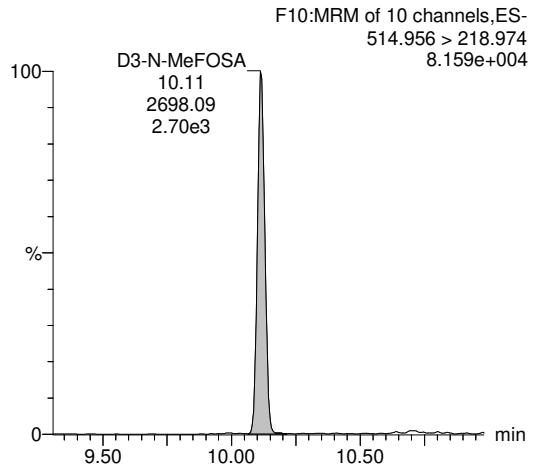

D5-N-EtFOSA

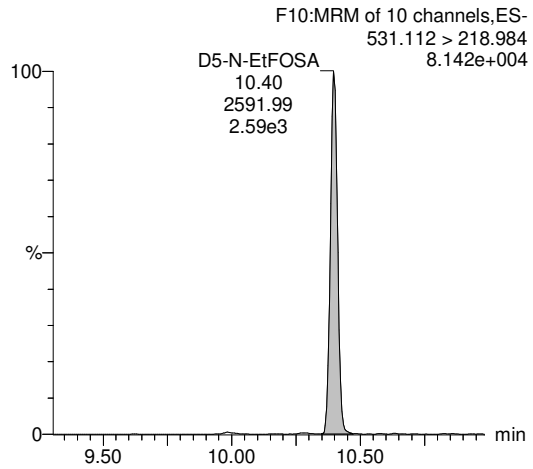

PV by TCH, SV by BRA 14-Jan-22, Conc. & LOD unit = ng for Inst QC, ng/mL for SPM, ng/L for samples

Quantify Sample Report **MassLynx MassLynx V4.1 SCN909**
SGS Axys Analytical Services, Ltd.

Dataset: G:\Masslynx\Inst_L\PFAS\quanfile\FC2L_009-b.qld

Last Altered: Wednesday, January 12, 2022 10:02:34 Pacific Standard Time
Printed: Friday, January 14, 2022 10:07:44 Pacific Standard Time

ID: WG79609-101,i, BLK, Name: FC2L_009S21, Description: 1,WG79609,2/4000uL, Date: 11-Jan-2022, Time: 16:42:38

D3-MeFOSAA

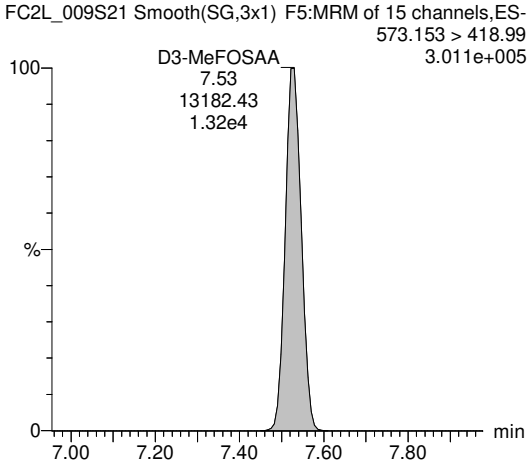

D5-EtFOSAA

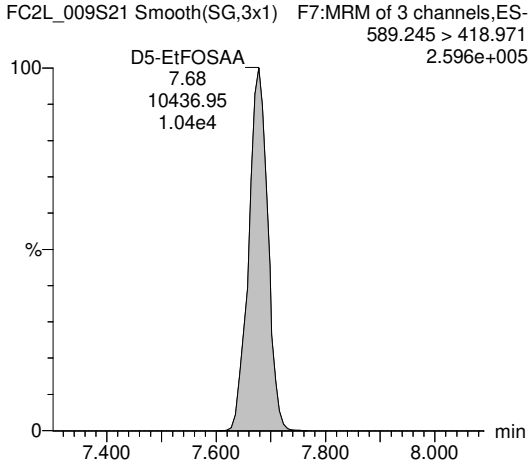

D7-N-MeFOSE

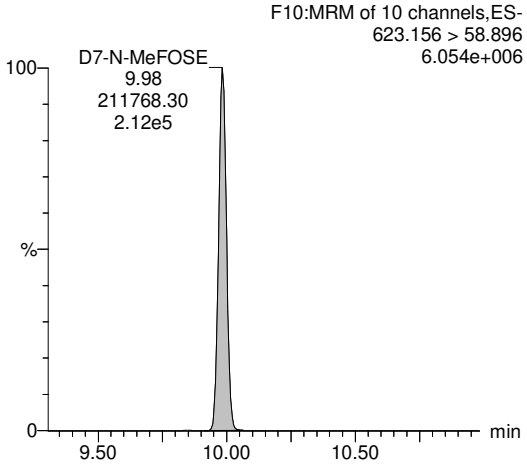

D9-N-EtFOSE

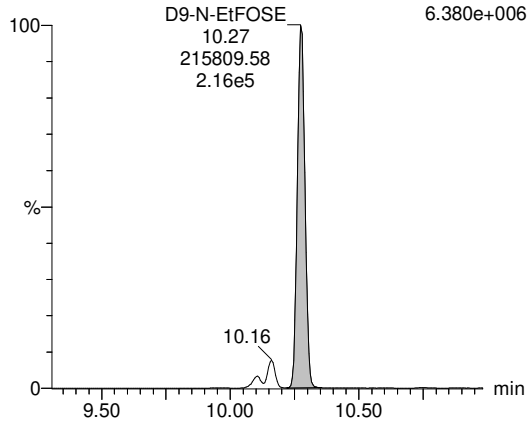

13C3-HFPO-DA

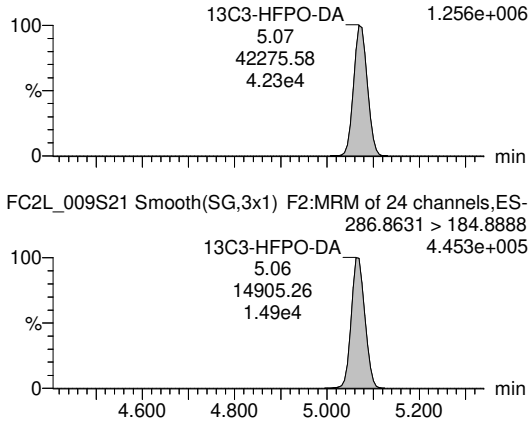

13C3-PFBA

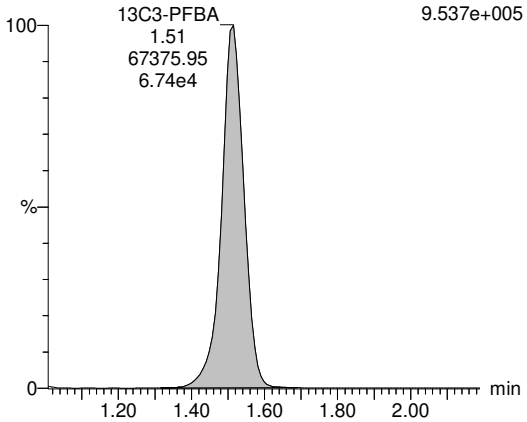

PV by TCH, SV by BRA 14-Jan-22, Conc. & LOD unit = ng for Inst QC, ng/mL for SPM, ng/L for samples

Quantify Sample Report **MassLynx MassLynx V4.1 SCN909**
SGS Axys Analytical Services, Ltd.

Dataset: G:\Masslynx\Inst_L\PFAS\quanfile\FC2L_009-b.qld

Last Altered: Wednesday, January 12, 2022 10:02:34 Pacific Standard Time
Printed: Friday, January 14, 2022 10:07:44 Pacific Standard Time

ID: WG79609-101,i, BLK, Name: FC2L_009S21, Description: 1,WG79609,2/4000uL, Date: 11-Jan-2022, Time: 16:42:38

13C2-PFHxA

FC2L_009S21 Smooth(SG,3x1) F2:MRM of 24 channels,ES-
315.083 > 269.984
1.130e+006

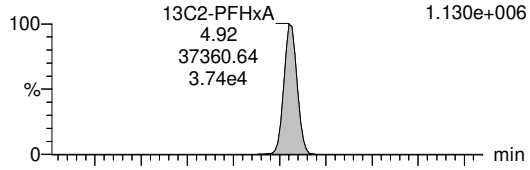

FC2L_009S21 Smooth(SG,3x1) F2:MRM of 24 channels,ES-
315.083 > 119.359
3.832e+004

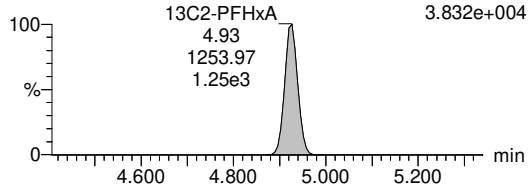

13C4-PFOA

FC2L_009S21 Smooth(SG,3x1) F3:MRM of 12 channels,ES-
417.083 > 171.95
1.762e+005

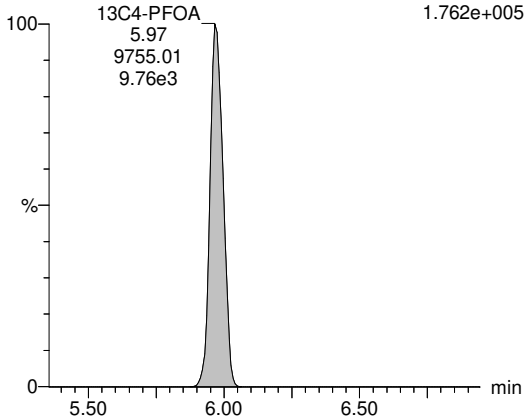

13C5-PFNA

FC2L_009S21 Smooth(SG,3x1) F4:MRM of 7 channels,ES-
468.019 > 423.008
2.939e+005

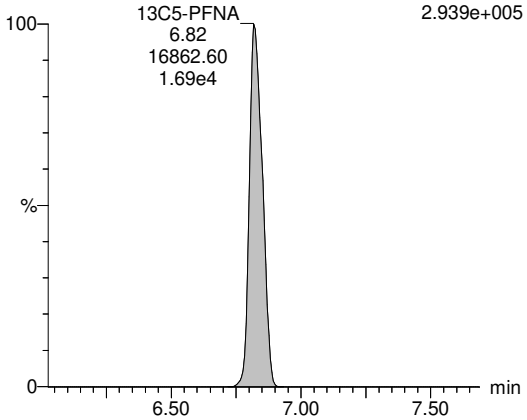

13C2-PFDA

FC2L_009S21 Smooth(SG,3x1) F5:MRM of 15 channels,ES-
515.134 > 470.05
3.536e+005

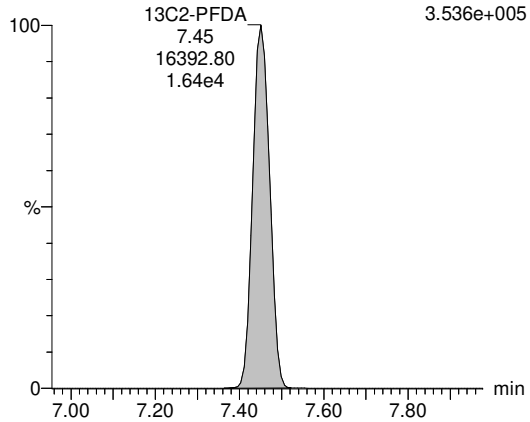

18O2-PFHxS

FC2L_009S21 Smooth(SG,3x1) F3:MRM of 12 channels,ES-
402.984 > 83.895
3.357e+005

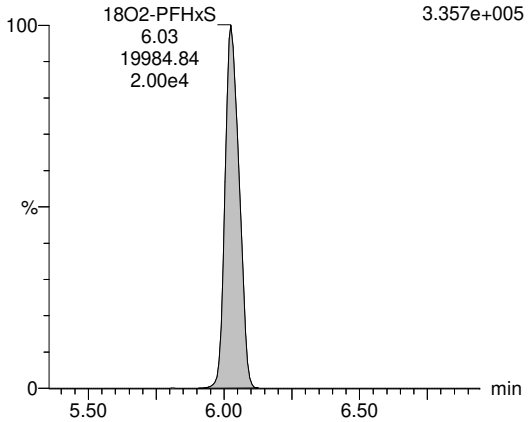

13C4-PFOS

FC2L_009S21 Smooth(SG,3x1) F5:MRM of 15 channels,ES-
502.791 > 79.856
4.443e+005

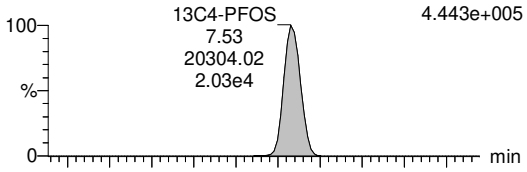

FC2L_009S21 Smooth(SG,3x1) F5:MRM of 15 channels,ES-
502.791 > 98.864
2.172e+005

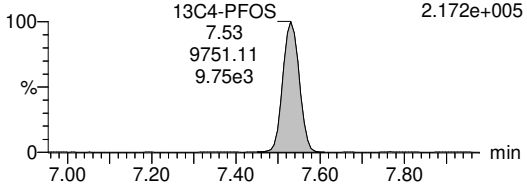

PV by TCH, SV by BRA 14-Jan-22, Conc. & LOD unit = ng for Inst QC, ng/mL for SPM, ng/L for samples

Quantify Sample Report **MassLynx MassLynx V4.1 SCN909**
SGS Axys Analytical Services, Ltd.

Dataset: G:\Masslynx\Inst_L\PFAS\quanfile\FC2L_009-b.qld

Last Altered: Wednesday, January 12, 2022 10:02:34 Pacific Standard Time
Printed: Friday, January 14, 2022 10:07:44 Pacific Standard Time

ID: WG79609-101,i, BLK, Name: FC2L_009S21, Description: 1,WG79609,2/4000uL, Date: 11-Jan-2022, Time: 16:42:38

13C2-D4-6:2 FTS

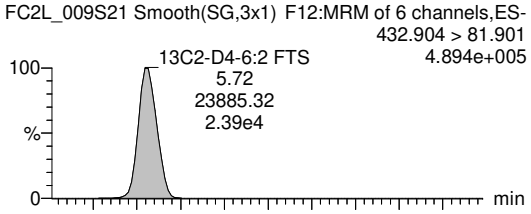

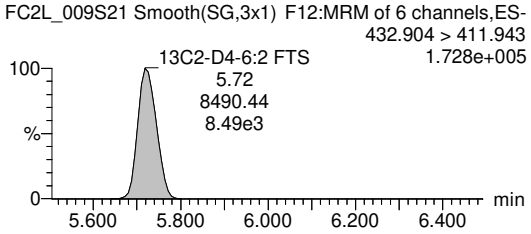

PV by TCH, SV by BRA 14-Jan-22, Conc. & LOD unit = ng for Inst QC, ng/mL for SPM, ng/L for samples

Quantify Sample Report **MassLynx MassLynx V4.1 SCN909**
SGS Axys Analytical Services, Ltd.

Dataset: G:\Masslynx\Inst_L\PFAS\quanfile\FC2L_009-b.qld

Last Altered: Wednesday, January 12, 2022 10:02:34 Pacific Standard Time
Printed: Friday, January 14, 2022 10:07:44 Pacific Standard Time

ID: WG79609-101,i, BLK, Name: FC2L_009S21, Description: 1,WG79609,2/4000uL, Date: 11-Jan-2022, Time: 16:42:38

#	IS#	Name	RT	Area	Confirm. Ion Area	IS Area	Std. Conc	Conc.	LOD	%Rec	Ratio (Pr...	Ratio	Ratio Fail(Y...	S/N	Noi...	IS Height	Samp. size	F2	Fla...
1	84	PFBA	1.51	260		145638		0.142	0.0763					6	659	2067205	0.500	1.0	bb
2	85	PFPeA	4.26	142		43835		0.107	0.1593					4	1528	952600	0.500	1.0	bd
3	86	PFHxA				23551			0.0843		4.85				1050	703761	0.500	1.0	
4	87	PFHpA				30300			0.0564		2.16				814	788836	0.500	1.0	
5	88	PFOA-I				31827			0.1785		1.96				2457	564197	0.500	1.0	
6	88	PFOA-II				31827			0.1785		0.00				2457	564197	0.500	1.0	
7	88	PFOA-III				31827			0.1785		0.00				2457	564197	0.500	1.0	
8	88	PFOA-IV				31827			0.1785		0.00				2457	564197	0.500	1.0	
9		PFOA-SUM		0		31827									2457	564197	0.500	1.0	
10	88	PFOA				31827			0.1785		1.96				2457	564197	0.500	1.0	
11	89	PFNA-I				16997			0.0420		2.85				419	292319	0.500	1.0	
12	89	PFNA-II				16997			0.0420		0.00				419	292319	0.500	1.0	
13	89	PFNA-III				16997			0.0420		0.00				419	292319	0.500	1.0	
14		PFNA-SUM		0		16997									419	292319	0.500	1.0	
15	89	PFNA				16997			0.0420		2.85				419	292319	0.500	1.0	
16	90	PFDA				16097			0.0805		3.07				802	356720	0.500	1.0	
17	91	PFUnA				17507			0.0875		4.31				1030	462947	0.500	1.0	
18	92	PFDoA	8.08	157	5	12902		0.113	0.0421		7.42	32.24	YES	5	508	337091	0.500	1.0	bd
19	M...	PFTrDA				11366			0.1170		3.08				851	267950	0.500	1.0	
20	93	PFTeDA				9829			0.1522		2.82				753	198809	0.500	1.0	
21	94	PFBS				23460			0.0023		2.59				28	641965	0.500	1.0	
22	95	PFPeS	5.36	14	4	20094		0.014	0.0043		2.24	3.45	YES	24	24	330835	0.500	1.0	dd
23	95	PFHxS-I	6.04	88	31	20094		0.074	0.0020		2.37	2.78	NO	144	13	330835	0.500	1.0	bb
24	95	PFHxS-II				20094			0.0020		3.26				13	330835	0.500	1.0	
25	95	PFHxS-III				20094			0.0020		2.72				13	330835	0.500	1.0	
26		PFHxS-SUM		88		20094		0.074	0.0020						13	330835	0.500	1.0	
27	95	PFHxS	6.04	88	31	20094		0.074	0.0020		2.40	2.78	NO	144	13	330835	0.500	1.0	bb
28	96	PFHpS	6.93	4	14	17875		0.004	0.0030		2.12	0.27	YES	5	21	396175	0.500	1.0	bd
29	96	PFOS-I				17875			0.0025		2.42				20	396175	0.500	1.0	
30	96	PFOS-II				17875			0.0025		2.75				20	396175	0.500	1.0	
31	96	PFOS-III				17875			0.0025		8.19				20	396175	0.500	1.0	
32	96	PFOS-IV				17875			0.0025		2.14				20	396175	0.500	1.0	
33		PFOS-SUM		0		17875									20	396175	0.500	1.0	
34	96	PFOS	7.52	20	22	17875		0.018	0.0025		2.54	0.90	YES	28	20	396175	0.500	1.0	bb
35	96	PFNS	7.79	1	6	17875		0.001	0.0021		2.36	0.16	YES	2	16	396175	0.500	1.0	db

PV by TCH, SV by BRA 14-Jan-22, Conc. & LOD unit = ng for Inst QC, ng/mL for SPM, ng/L for samples

Quantify Sample Report **MassLynx MassLynx V4.1 SCN909**
SGS Axys Analytical Services, Ltd.

Dataset: G:\Masslynx\Inst_L\PFAS\quanfile\FC2L_009-b.qld

Last Altered: Wednesday, January 12, 2022 10:02:34 Pacific Standard Time
Printed: Friday, January 14, 2022 10:07:44 Pacific Standard Time

ID: WG79609-101,i, BLK, Name: FC2L_009S21, Description: 1,WG79609,2/4000uL, Date: 11-Jan-2022, Time: 16:42:38

#	IS#	Name	RT	Area	Confirm. Ion Area	IS Area	Std. Conc	Conc.	LOD	%Rec	Ratio (Pr...	Ratio	Ratio Fail(Y...	S/N	Noi...	IS Height	Samp. size	F2	Fla...
36	96	PFDS	8.14	2	4	17875		0.002	0.0013		2.36	0.61	YES	5	10	396175	0.500	1.0	bb
37	96	PFDoS				17875			0.0085		2.24				52	396175	0.500	1.0	
38	97	4:2 FTS	4.83	5	54	30017		0.015	0.0061		0.43	0.09	YES	5	21	878764	0.500	1.0	dd
39	98	6:2 FTS				19778			0.0146		0.44				25	394466	0.500	1.0	
40	99	8:2 FTS	7.29	5	7	26627		0.026	0.0355		0.57	0.64	NO	3	44	561235	0.500	1.0	db
41	100	PFOSA-I	8.71	591		33132		0.359	0.0041					251	41	600212	0.500	1.0	bb
42	100	PFOSA-II	8.60	9		33132		0.005	0.0041					8	41	600212	0.500	1.0	bb
43		PFOSA-SUM		600		33132		0.364	0.0082						41	600212	0.500	1.0	
44	100	PFOSA	8.71	591		33132		0.359	0.0041					251	41	600212	0.500	1.0	bb
45	101	N-MeFOSA-I				2698			0.0048		0.55				7	81543	0.500	1.0	
46	101	N-MeFOSA-II	9.98	10	4	2698		0.063	0.0048		1.14	2.70	YES	25	7	81543	0.500	1.0	bb
47		N-MeFOSA-SUM		10		2698		0.063	0.0048						7	81543	0.500	1.0	
48	101	N-MeFOSA	9.98	10	4	2698		0.063	0.0048		0.53	2.70	YES	25	7	81543	0.500	1.0	bb
49	102	N-EtFOSA-I				2592			0.0079		0.55				13	81351	0.500	1.0	
50	102	N-EtFOSA-II	10.27	9	5	2592		0.059	0.0079		1.28	2.01	YES	18	13	81351	0.500	1.0	bd
51		N-EtFOSA-SUM		9		2592		0.059	0.0079						13	81351	0.500	1.0	
52	102	N-EtFOSA	10.48	1	2	2592		0.006	0.0079		0.53	0.52	NO	4	13	81351	0.500	1.0	bb
53	103	MeFOSAA-I	7.52	6	6	13182		0.020	0.0064		2.01	0.98	YES	8	14	300908	0.500	1.0	bb
54	103	MeFOSAA-II				13182			0.0064		1.84				14	300908	0.500	1.0	
55	103	MeFOSAA-III				13182			0.0064		0.29				14	300908	0.500	1.0	
56		MeFOSAA-SUM		6		13182		0.020	0.0064						14	300908	0.500	1.0	
57	103	MeFOSAA	7.52	6	6	13182		0.020	0.0064		1.87	0.98	NO	8	14	300908	0.500	1.0	bb
58	104	EtFOSAA-I				10437			0.0089		1.24				15	259608	0.500	1.0	
59	104	EtFOSAA-II				10437			0.0089		0.34				15	259608	0.500	1.0	
60	104	EtFOSAA-III				10437			0.0089		0.63				15	259608	0.500	1.0	
61		EtFOSAA-SUM		0		10437									15	259608	0.500	1.0	
62	104	EtFOSAA				10437			0.0089		1.09				15	259608	0.500	1.0	
63	105	N-MeFOSE-I	10.00	213		211768		0.182	0.0325					17	361	6049641	0.500	1.0	bb
64	105	N-MeFOSE-II				211768			0.0325						361	6049641	0.500	1.0	
65	105	N-MeFOSE-III				211768			0.0325						361	6049641	0.500	1.0	
66		N-MeFOSE-SUM		213		211768		0.182	0.0325						361	6049641	0.500	1.0	
67	105	N-MeFOSE	10.00	213		211768		0.182	0.0325					17	361	6049641	0.500	1.0	bb
68	106	N-EtFOSE-I	10.29	281		215810		0.219	0.0422					13	534	6374458	0.500	1.0	bb
69	106	N-EtFOSE-II				215810			0.0422						534	6374458	0.500	1.0	
70	106	N-EtFOSE-III	10.12	31		215810		0.024	0.0422					2	534	6374458	0.500	1.0	bb

PV by TCH, SV by BRA 14-Jan-22, Conc. & LOD unit = ng for Inst QC, ng/mL for SPM, ng/L for samples

Quantify Sample Report **MassLynx MassLynx V4.1 SCN909**
SGS Axys Analytical Services, Ltd.

Dataset: G:\Masslynx\Inst_L\PFAS\quanfile\FC2L_009-b.qld

Last Altered: Wednesday, January 12, 2022 10:02:34 Pacific Standard Time
Printed: Friday, January 14, 2022 10:07:44 Pacific Standard Time

ID: WG79609-101,i, BLK, Name: FC2L_009S21, Description: 1,WG79609,2/4000uL, Date: 11-Jan-2022, Time: 16:42:38

#	IS#	Name	RT	Area	Confirm. Ion Area	IS Area	Std. Conc	Conc.	LOD	%Rec	Ratio (Pr...	Ratio	Ratio Fail(Y...	S/N	Noi...	IS Height	Samp. size	F2	Fla...
71		N-EtFOSE-SUM		311		215810		0.243	0.0845						534	6374458	0.500	1.0	
72	106	N-EtFOSE	10.29	281		215810		0.219	0.0422					13	534	6374458	0.500	1.0	bb
73	107	HFPO-DA				42276			0.0169		2.87				97	1255919	0.500	1.0	
74	107	ADONA	5.55	113	164	42276		0.030	0.0006		1.08	0.69	NO	122	20	1255919	0.500	1.0	bb
75	107	9Cl-PF3ONS				42276			0.0028		3.20				29	1255919	0.500	1.0	
76	107	11Cl-PF3OUdS				42276			0.0046		3.13				26	1255919	0.500	1.0	
77	85	3:3 FTCA	3.55	3	111	43835		0.035	0.1036		1.75	0.03	YES	6	68	952600	0.500	1.0	bb
78	86	5:3 FTCA				23551			0.1668		1.20				337	703761	0.500	1.0	
79	86	7:3 FTCA				23551			0.1640		0.71				193	703761	0.500	1.0	
80	86	PFEESA				23551			0.0015		9.28				55	703761	0.500	1.0	
81	85	PFMPA	2.52	154		43835		0.077	0.0218					4	316	952600	0.500	1.0	bb
82	85	PFMBA				43835			0.0041						79	952600	0.500	1.0	
83	86	NFDHA	4.87	2	1	23551		0.034	0.0775		0.94	2.22	YES	2	39	703761	0.500	1.0	MM
84	108	13C4-PFBA	1.51	145638		67376	40.000	75.710	0.0077	94.6				297...	69	952776	0.500	1.0	bb
85	109	13C5-PFPeA	4.25	43835		37361	20.000	28.546	0.0089	71.4				6955	137	1129651	0.500	1.0	dd
86	109	13C5-PFHxA	4.93	23551	825	37361	10.000	18.028	0.0040	90.1	23.32	28.56	NO	132...	53	1129651	0.500	1.0	bb
87	110	13C4-PFHpA	5.36	30300		9755	10.000	18.733	0.0023	93.7				358...	22	176171	0.500	1.0	bb
88	110	13C8-PFOA	5.97	31827		9755	10.000	17.507	0.0025	87.5				208...	27	176171	0.500	1.0	bb
89	111	13C9-PFNA	6.82	16997		16863	5.000	8.786	0.0034	87.9				7592	39	293905	0.500	1.0	bb
90	112	13C6-PFDA	7.45	16097		16393	5.000	9.758	0.0020	97.6				150...	24	353429	0.500	1.0	bb
91	112	13C7-PFUnA	7.81	17507		16393	5.000	9.780	0.0006	97.8				636...	7	353429	0.500	1.0	bb
92	112	13C2-PFDoA	8.07	12902		16393	5.000	8.373	0.0119	83.7				2565	131	353429	0.500	1.0	bb
93	112	13C2-PFTeDA	8.65	9829		16393	5.000	7.272	0.0029	72.7				7032	28	353429	0.500	1.0	bb
94	113	13C3-PFBS	4.85	23460	8086	19985	10.030	18.881	0.0031	94.1	2.73	2.90	NO	297...	22	335601	0.500	1.0	bb
95	113	13C3-PFHxS	6.03	20094	8606	19985	10.015	17.727	0.0017	88.5	2.38	2.33	NO	315...	10	335601	0.500	1.0	bb
96	114	13C8-PFOS	7.53	17875	8563	20304	10.062	19.389	0.0124	96.3	2.33	2.09	NO	4746	83	444170	0.500	1.0	bb
97	115	13C2-4:2 FTS	4.81	30017	13594	23885	20.168	45.917	0.0195	113.8	1.62	2.21	NO	101...	87	489306	0.500	1.0	bb
98	115	13C2-6:2 FTS	5.73	19778	9264	23885	19.998	36.460	0.0181	91.2	1.88	2.13	NO	5892	67	489306	0.500	1.0	bb
99	115	13C2-8:2 FTS	7.26	26627	8479	23885	20.040	31.025	0.0135	77.4	3.76	3.14	NO	7085	79	489306	0.500	1.0	bb
1...	114	13C8-PFOSA	8.71	33132		20304	10.000	17.960	0.0009	89.8				475...	13	444170	0.500	1.0	bd
1...	114	D3-N-MeFOSA	10.11	2698		20304	10.000	9.548	0.0477	47.7				829	98	444170	0.500	1.0	dd
1...	114	D5-N-EtFOSA	10.40	2592		20304	10.000	9.154	0.0149	45.8				2641	31	444170	0.500	1.0	bb
1...	115	D3-MeFOSAA	7.53	13182		23885	20.000	23.114	0.0335	57.8				2305	131	489306	0.500	1.0	db
1...	115	D5-EtFOSAA	7.68	10437		23885	20.000	22.294	0.0103	55.7				7856	33	489306	0.500	1.0	dd
1...	114	D7-N-MeFOSE	9.98	211768		20304	100.000	112.692	0.0532	56.3				8298	729	444170	0.500	1.0	bb

PV by TCH, SV by BRA 14-Jan-22, Conc. & LOD unit = ng for Inst QC, ng/mL for SPM, ng/L for samples

Quantify Sample Report **MassLynx MassLynx V4.1 SCN909**
SGS Axys Analytical Services, Ltd.

Dataset: G:\Masslynx\Inst_L\PFAS\quanfile\FC2L_009-b.qld

Last Altered: Wednesday, January 12, 2022 10:02:34 Pacific Standard Time
Printed: Friday, January 14, 2022 10:07:44 Pacific Standard Time

ID: WG79609-101,i, BLK, Name: FC2L_009S21, Description: 1,WG79609,2/4000uL, Date: 11-Jan-2022, Time: 16:42:38

#	IS#	Name	RT	Area	Confirm. Ion Area	IS Area	Std. Conc	Conc.	LOD	%Rec	Ratio (Pr...	Ratio	Ratio Fail(Y...	S/N	Noi...	IS Height	Samp. size	F2	Fla...
1...	114	D9-N-EtFOSE	10.27	215810		20304	100.000	88.783	0.0273	44.4				131...	484	444170	0.500	1.0	bb
1...	109	13C3-HFPO-DA	5.07	42276	14905	37361	40.000	69.360	0.0032	86.7	2.64	2.84	NO	631...	20	1129651	0.500	1.0	bb
1...		13C3-PFBA	1.51	67376			20.000	27.372	0.0209	68.4				3922	243		0.500	1.0	bb
1...		13C2-PFHxA	4.92	37361	1254		10.000	13.674	0.0009	68.4	35.50	29.79	NO	481...	23		0.500	1.0	bb
110		13C4-PFOA	5.97	9755			10.000	14.859	0.0061	74.3				7330	24		0.500	1.0	bb
111		13C5-PFNA	6.82	16863			5.000	7.290	0.0011	72.9				192...	15		0.500	1.0	db
112		13C2-PFDA	7.45	16393			5.000	6.351	0.0033	63.5				5781	61		0.500	1.0	bb
113		18O2-PFHxS	6.03	19985			10.050	14.057	0.0018	69.9				228...	15		0.500	1.0	bb
114		13C4-PFOS	7.53	20304	9751		10.150	13.153	0.0024	64.8	2.17	2.08	NO	167...	26		0.500	1.0	bb
115		13C2-D4-6:2 F...	5.72	23885	8490		20.000	74.495	0.0132	186.2	2.50	2.81	NO	169...	29		0.500	1.0	bb

PV by TCH, SV by BRA 14-Jan-22, Conc. & LOD unit = ng for Inst QC, ng/mL for SPM, ng/L for samples

Quantify Sample Report **MassLynx MassLynx V4.1 SCN909**
SGS Axys Analytical Services, Ltd.

Dataset: G:\Masslynx\Inst_L\PFAS\quanfile\FC2L_008-b.qld

Last Altered: Tuesday, January 11, 2022 20:21:00 Pacific Standard Time
Printed: Thursday, January 13, 2022 13:06:58 Pacific Standard Time

Method: G:\Masslynx\Master Methods\MassLynx SCN 909\UPLC\FC_110_UPLC_15DoD.mdb 10 Jun 2021 10:20:13
Calibration: G:\Masslynx\Inst_L\PFAS\curve\FC1L_080-A6.cdb 09 Jun 2021 14:38:41

ID: WG79609-102,, SPM, Name: FC2L_008S20, Description: 1,WG79609,2/4000uL, Date: 11-Jan-2022, Time: 01:23:00

PFBA

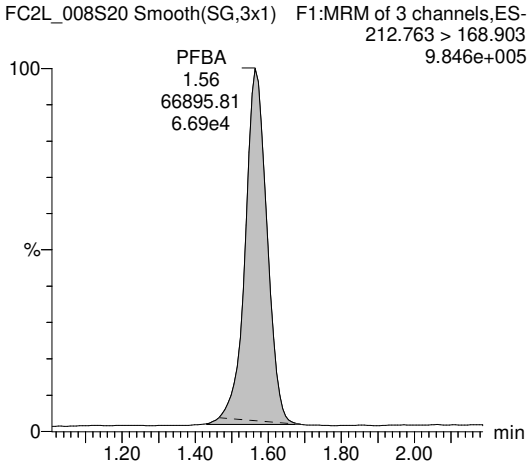

PFPeA

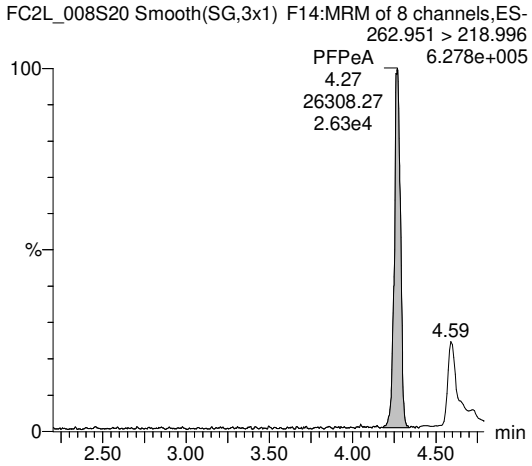

PFHxA

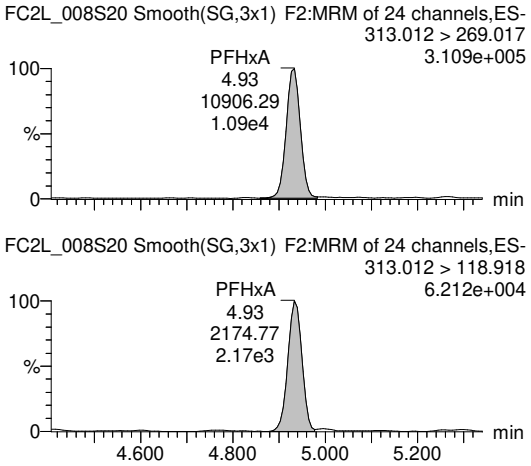

PFHpA

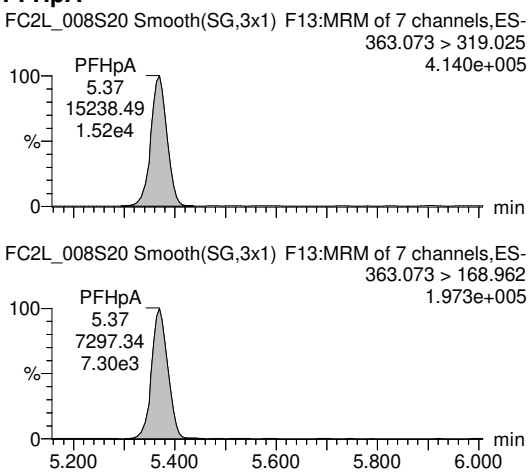

PFOA-I

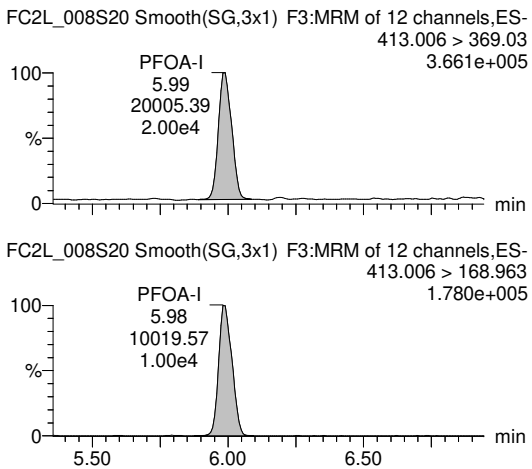

PFOA-II

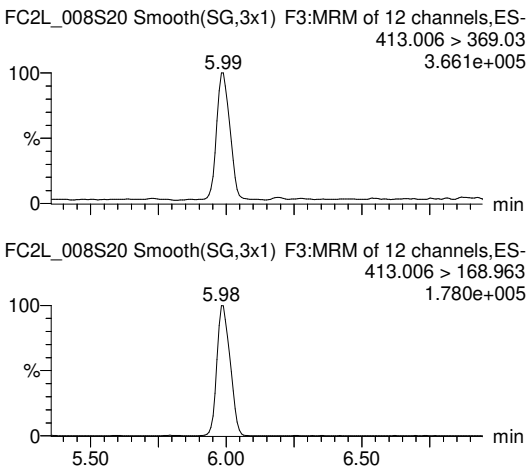

PV by TCH, SV by BRA 13-Jan-22, Conc. & LOD unit = ng for Inst QC, ng/mL for SPM, ng/L for samples

Quantify Sample Report **MassLynx MassLynx V4.1 SCN909**
SGS Axys Analytical Services, Ltd.

Dataset: G:\Masslynx\Inst_L\PFAS\quanfile\FC2L_008-b.qld

Last Altered: Tuesday, January 11, 2022 20:21:00 Pacific Standard Time
Printed: Thursday, January 13, 2022 13:06:58 Pacific Standard Time

ID: WG79609-102,, SPM, Name: FC2L_008S20, Description: 1,WG79609,2/4000uL, Date: 11-Jan-2022, Time: 01:23:00

PFOA-III

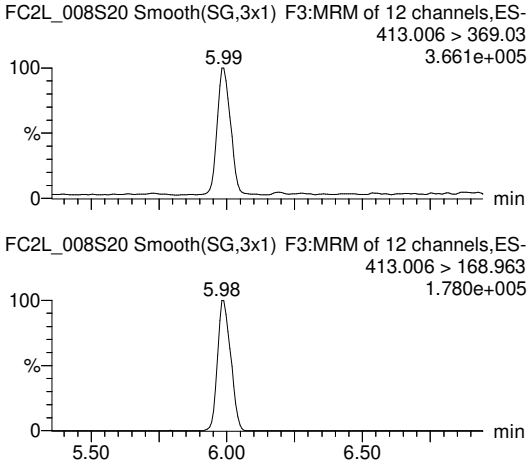

PFOA-IV

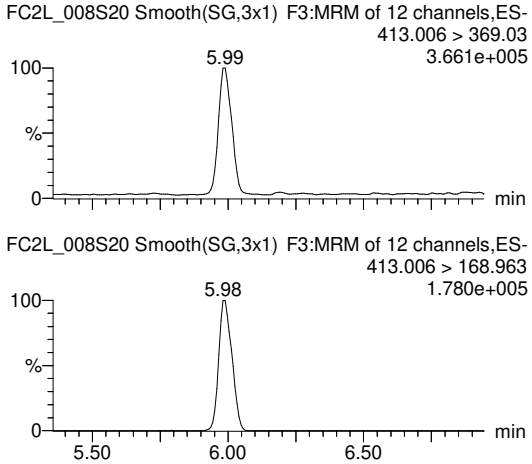

PFOA-SUM

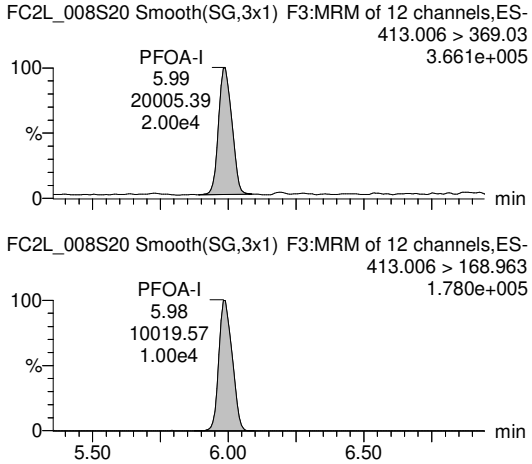

PFOA

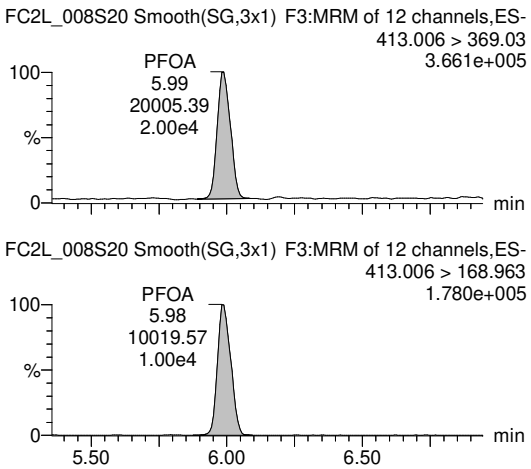

PFNA-I

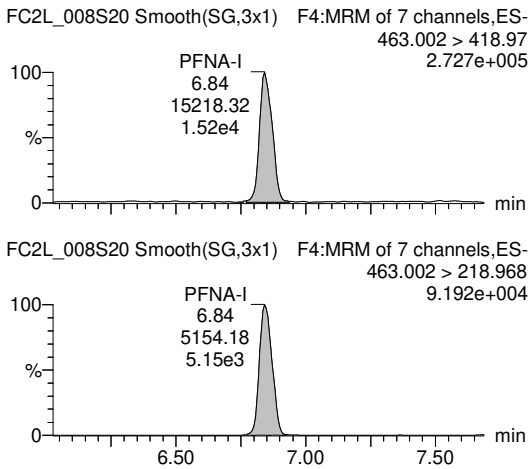

PFNA-II

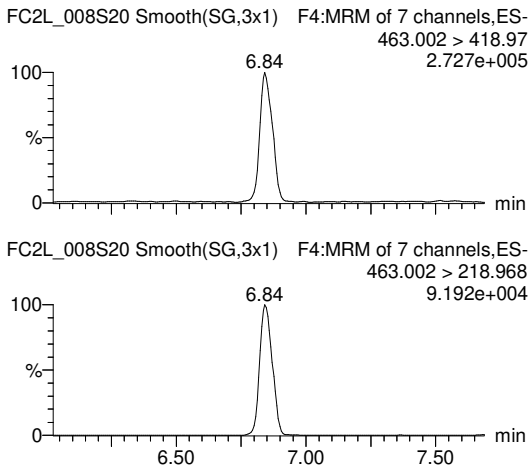

PV by TCH, SV by BRA 13-Jan-22, Conc. & LOD unit = ng for Inst QC, ng/mL for SPM, ng/L for samples

Quantify Sample Report **MassLynx MassLynx V4.1 SCN909**
SGS Axys Analytical Services, Ltd.

Dataset: G:\Masslynx\Inst_L\PFAS\quanfile\FC2L_008-b.qld

Last Altered: Tuesday, January 11, 2022 20:21:00 Pacific Standard Time
Printed: Thursday, January 13, 2022 13:06:58 Pacific Standard Time

ID: WG79609-102,, SPM, Name: FC2L_008S20, Description: 1,WG79609,2/4000uL, Date: 11-Jan-2022, Time: 01:23:00

PFNA-III

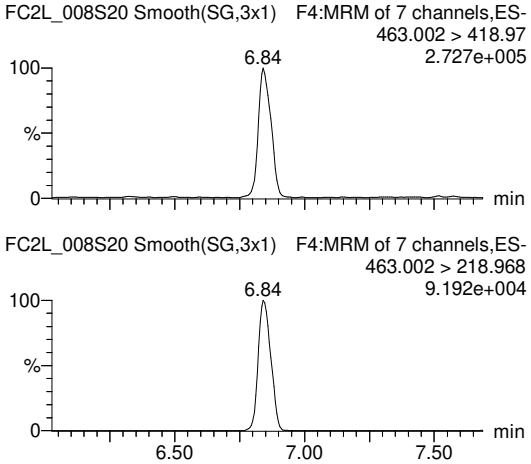

PFNA-SUM

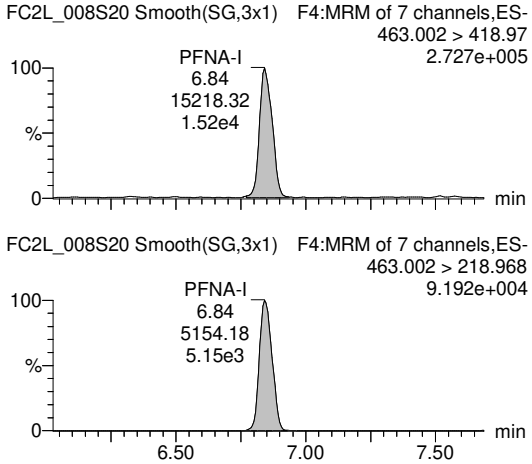

PFNA

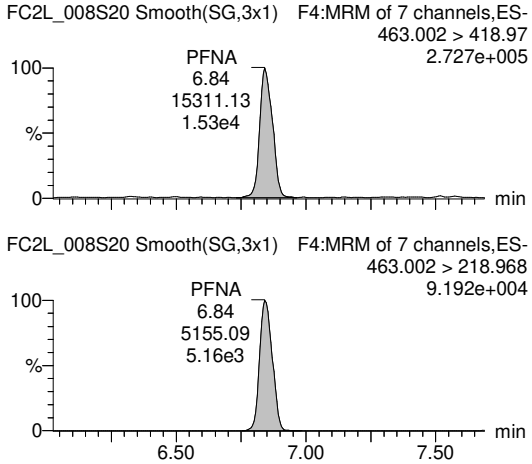

PFDA

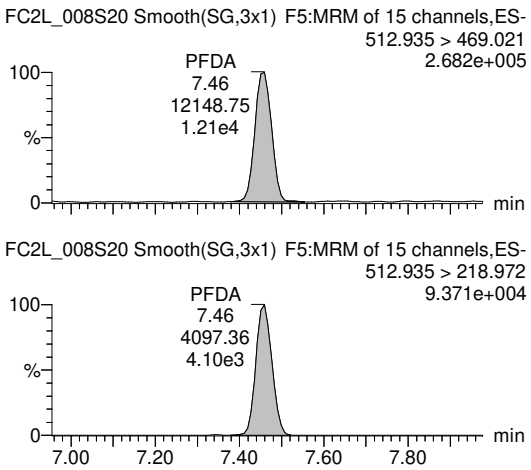

PFUnA

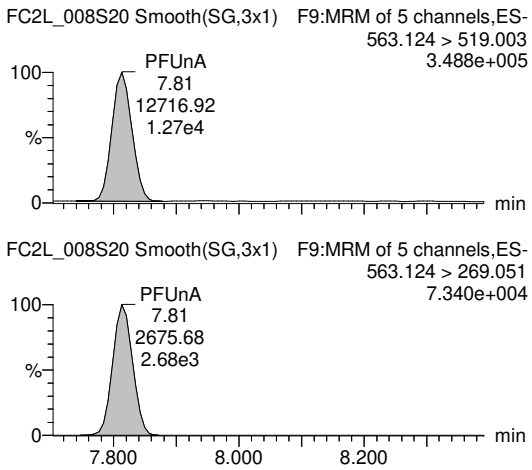

PFDoA

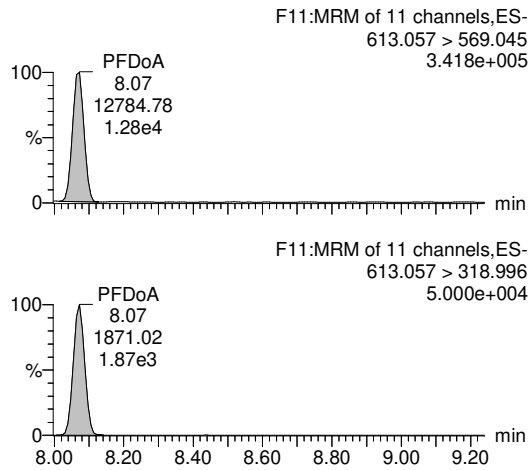

PV by TCH, SV by BRA 13-Jan-22, Conc. & LOD unit = ng for Inst QC, ng/mL for SPM, ng/L for samples

Quantify Sample Report **MassLynx MassLynx V4.1 SCN909**
SGS Axys Analytical Services, Ltd.

Dataset: G:\Masslynx\Inst_L\PFAS\quanfile\FC2L_008-b.qld

Last Altered: Tuesday, January 11, 2022 20:21:00 Pacific Standard Time
Printed: Thursday, January 13, 2022 13:06:58 Pacific Standard Time

ID: WG79609-102,, SPM, Name: FC2L_008S20, Description: 1,WG79609,2/4000uL, Date: 11-Jan-2022, Time: 01:23:00

PFTrDA

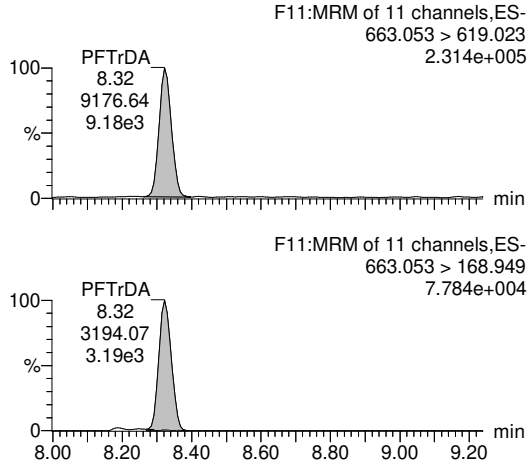

PFTeDA

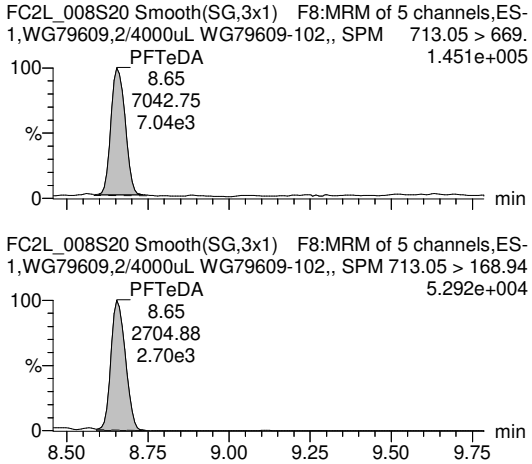

PFBS

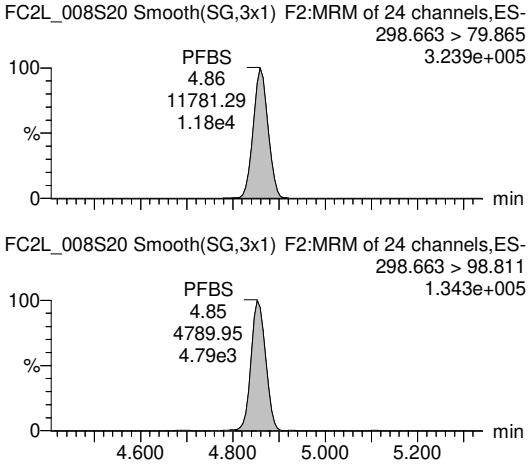

PFPeS

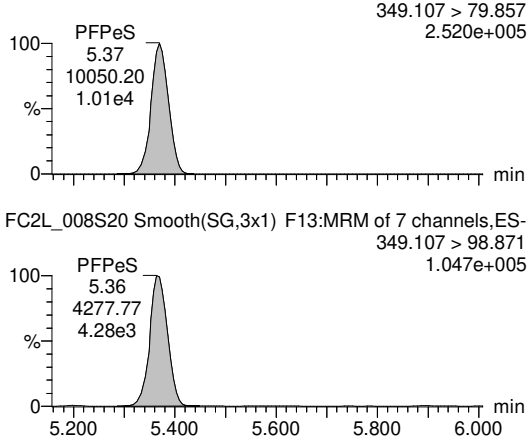

PFHxS-I

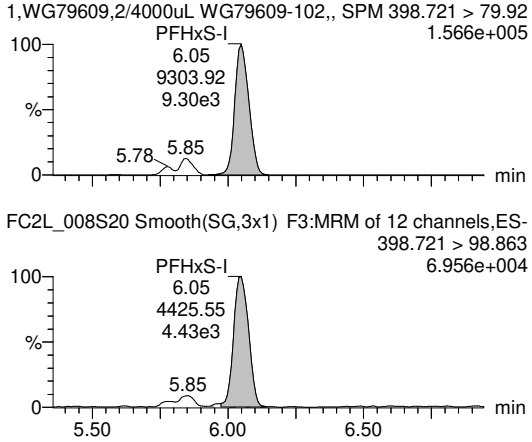

PFHxS-II

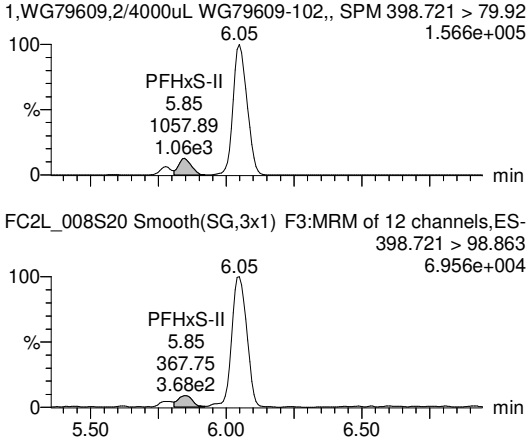

PV by TCH, SV by BRA 13-Jan-22, Conc. & LOD unit = ng for Inst QC, ng/mL for SPM, ng/L for samples

Quantify Sample Report **MassLynx MassLynx V4.1 SCN909**
SGS Axys Analytical Services, Ltd.

Dataset: G:\Masslynx\Inst_L\PFAS\quanfile\FC2L_008-b.qld

Last Altered: Tuesday, January 11, 2022 20:21:00 Pacific Standard Time
Printed: Thursday, January 13, 2022 13:06:58 Pacific Standard Time

ID: WG79609-102,, SPM, Name: FC2L_008S20, Description: 1,WG79609,2/4000uL, Date: 11-Jan-2022, Time: 01:23:00

PFHxS-III

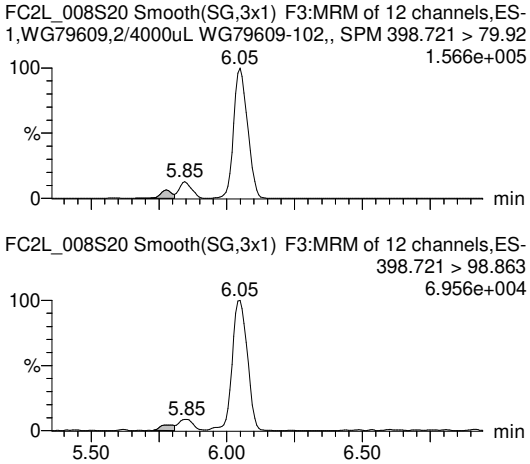

PFHxS-SUM

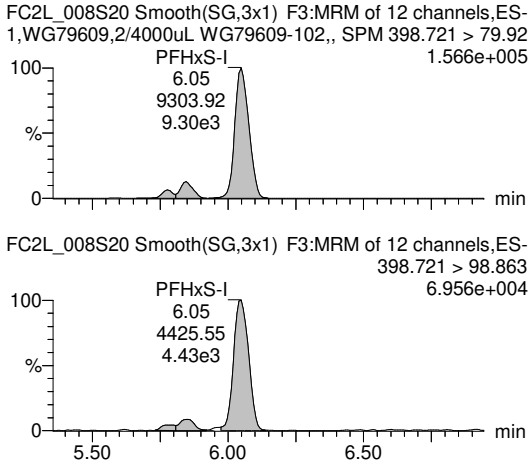

PFHxS

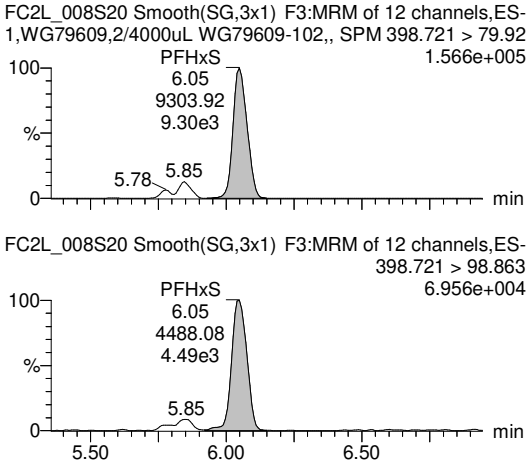

PFHpS

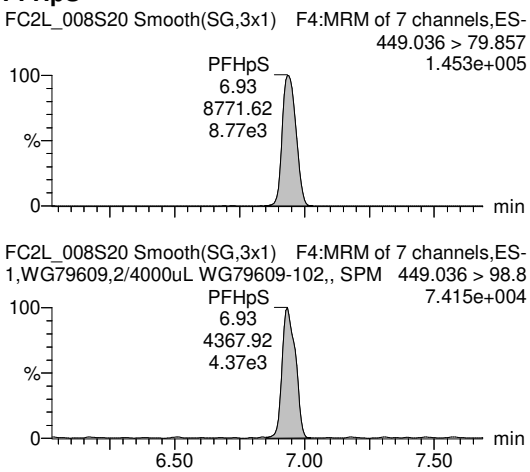

PFOS-I

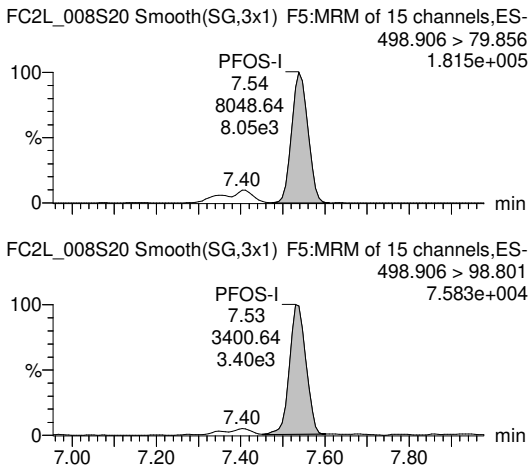

PFOS-II

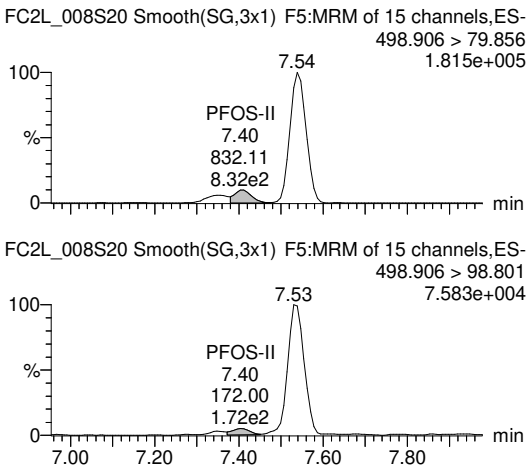

PV by TCH, SV by BRA 13-Jan-22, Conc. & LOD unit = ng for Inst QC, ng/mL for SPM, ng/L for samples

Quantify Sample Report **MassLynx MassLynx V4.1 SCN909**
SGS Axys Analytical Services, Ltd.

Dataset: G:\Masslynx\Inst_L\PFAS\quanfile\FC2L_008-b.qld

Last Altered: Tuesday, January 11, 2022 20:21:00 Pacific Standard Time
Printed: Thursday, January 13, 2022 13:06:58 Pacific Standard Time

ID: WG79609-102,, SPM, Name: FC2L_008S20, Description: 1,WG79609,2/4000uL, Date: 11-Jan-2022, Time: 01:23:00

PFOS-III

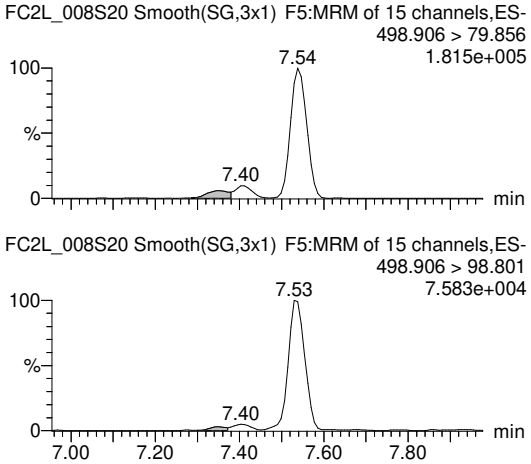

PFOS-IV

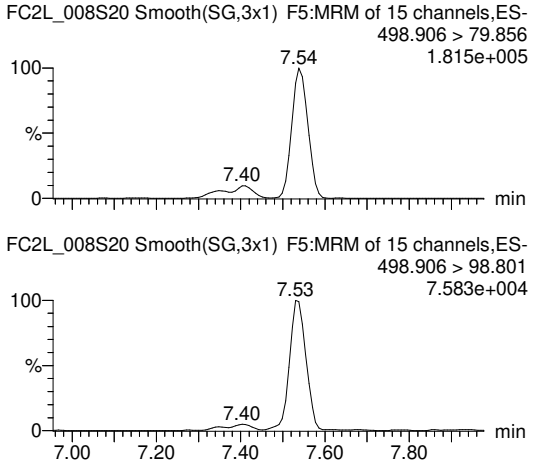

PFOS-SUM

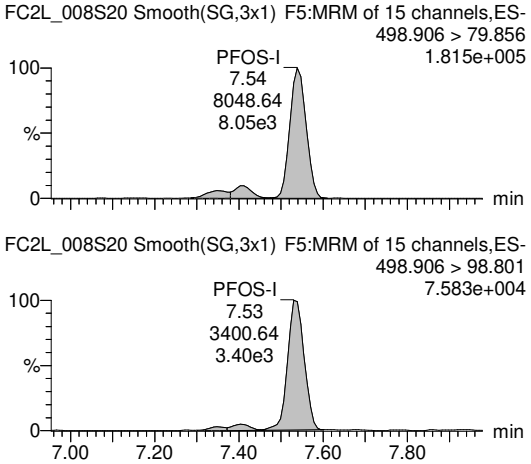

PFOS

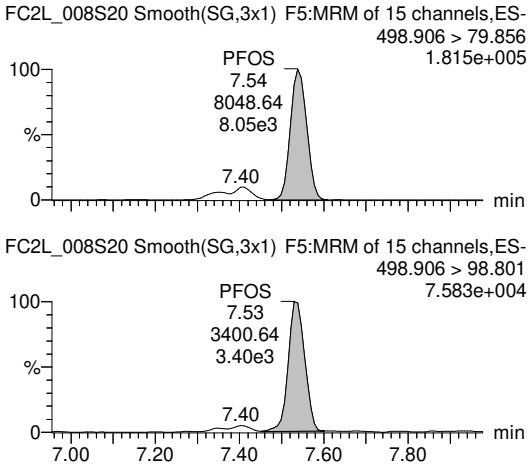

PFNS

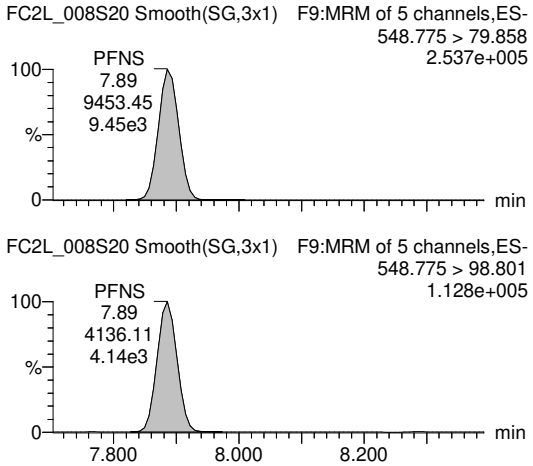

PFDS

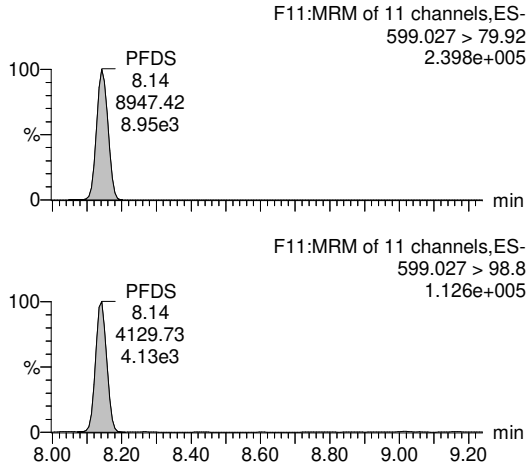

PV by TCH, SV by BRA 13-Jan-22, Conc. & LOD unit = ng for Inst QC, ng/mL for SPM, ng/L for samples

Quantify Sample Report **MassLynx MassLynx V4.1 SCN909**
SGS Axys Analytical Services, Ltd.

Dataset: G:\Masslynx\Inst_L\PFAS\quanfile\FC2L_008-b.qld

Last Altered: Tuesday, January 11, 2022 20:21:00 Pacific Standard Time
Printed: Thursday, January 13, 2022 13:06:58 Pacific Standard Time

ID: WG79609-102,, SPM, Name: FC2L_008S20, Description: 1,WG79609,2/4000uL, Date: 11-Jan-2022, Time: 01:23:00

PFDoS

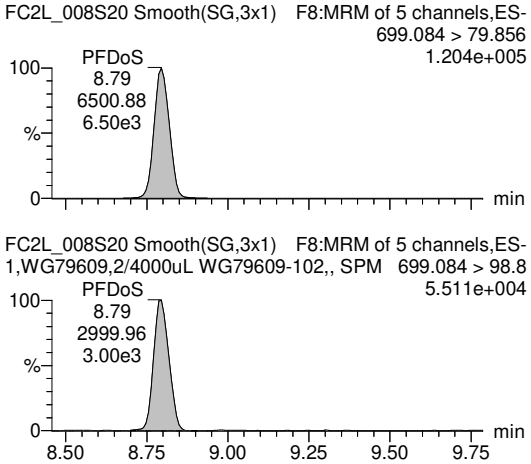

4:2 FTS

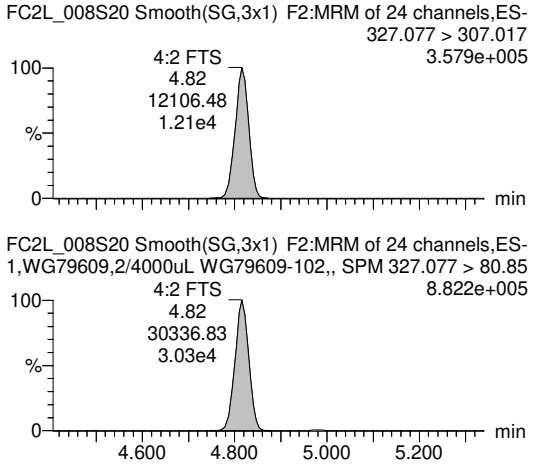

6:2 FTS

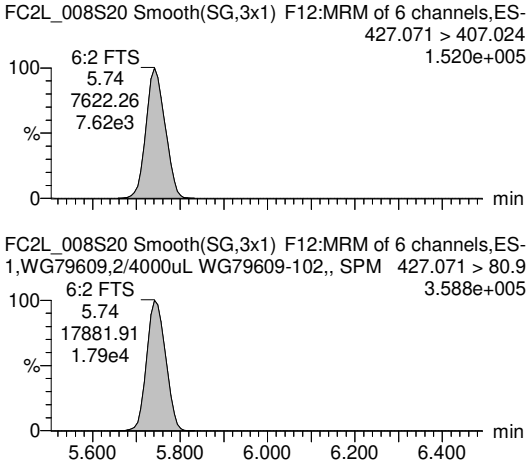

8:2 FTS

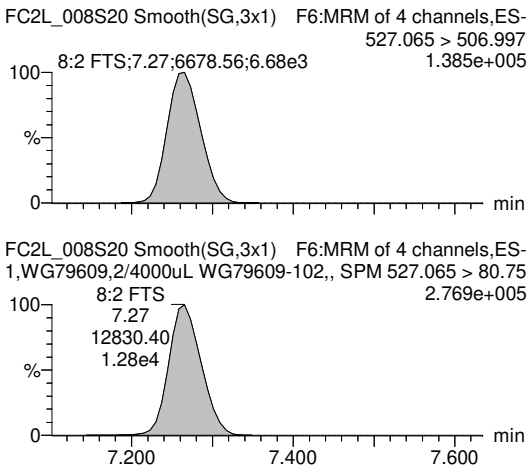

PFOSA-I

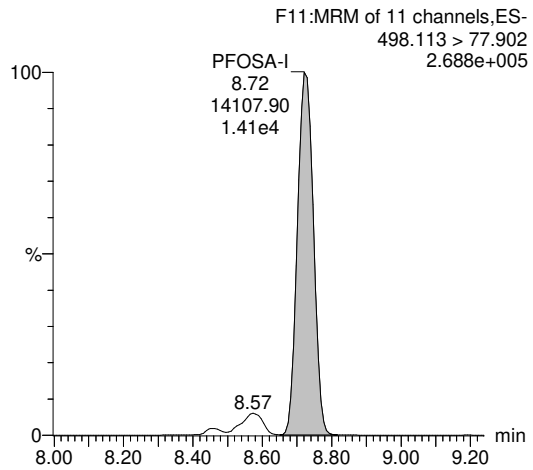

PFOSA-II

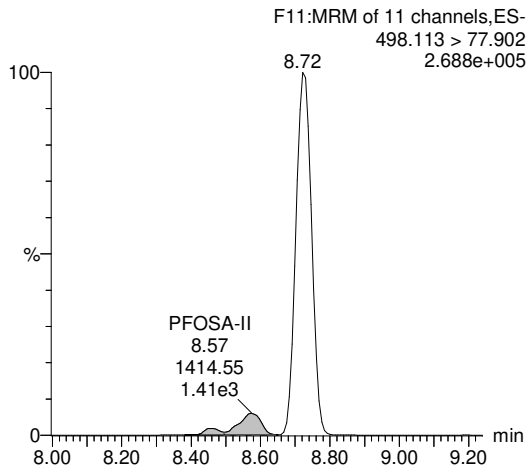

PV by TCH, SV by BRA 13-Jan-22, Conc. & LOD unit = ng for Inst QC, ng/mL for SPM, ng/L for samples

Quantify Sample Report **MassLynx MassLynx V4.1 SCN909**
SGS Axys Analytical Services, Ltd.

Dataset: G:\Masslynx\Inst_L\PFAS\quanfile\FC2L_008-b.qld

Last Altered: Tuesday, January 11, 2022 20:21:00 Pacific Standard Time
Printed: Thursday, January 13, 2022 13:06:58 Pacific Standard Time

ID: WG79609-102,, SPM, Name: FC2L_008S20, Description: 1,WG79609,2/4000uL, Date: 11-Jan-2022, Time: 01:23:00

PFOSA-SUM

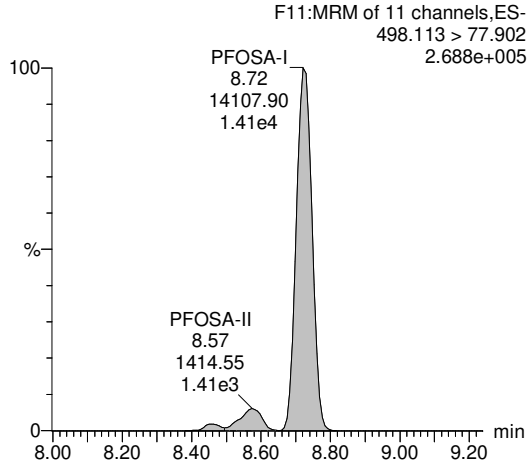

PFOSA

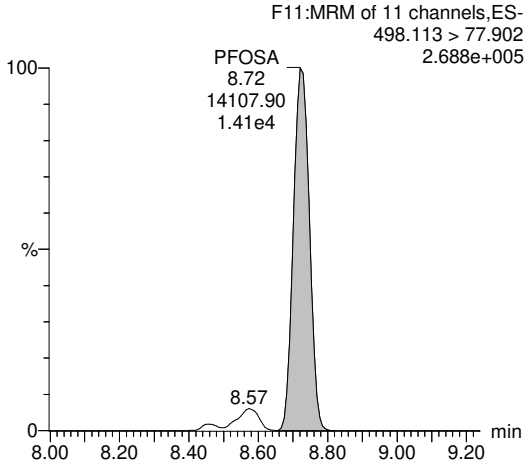

N-MeFOSA-I

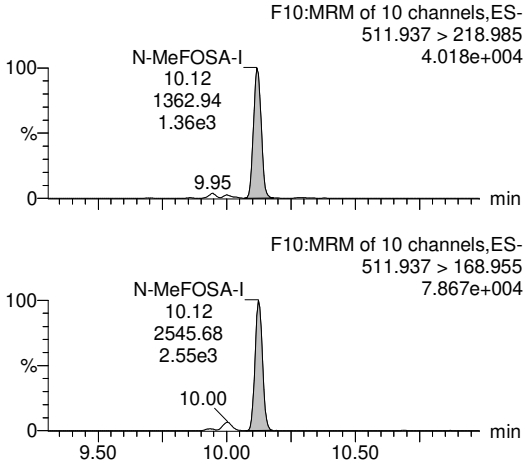

N-MeFOSA-II

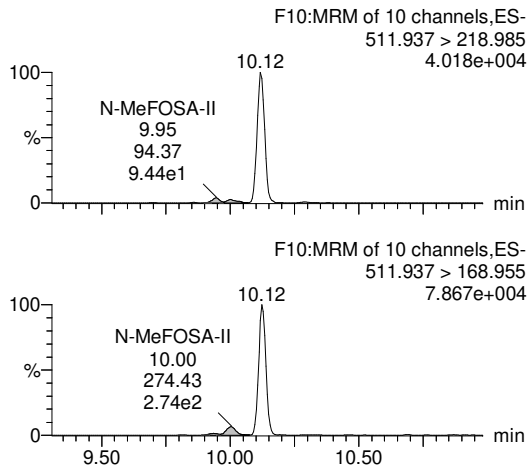

N-MeFOSA-SUM

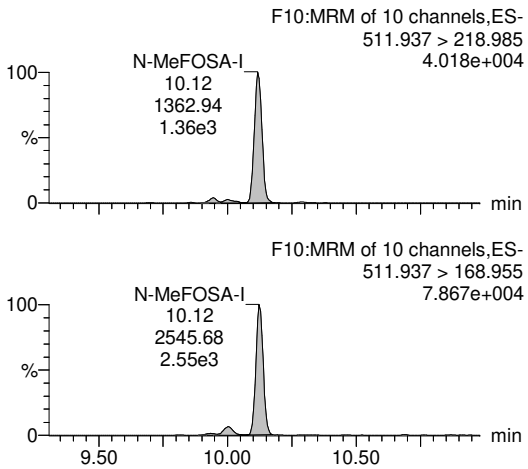

N-MeFOSA

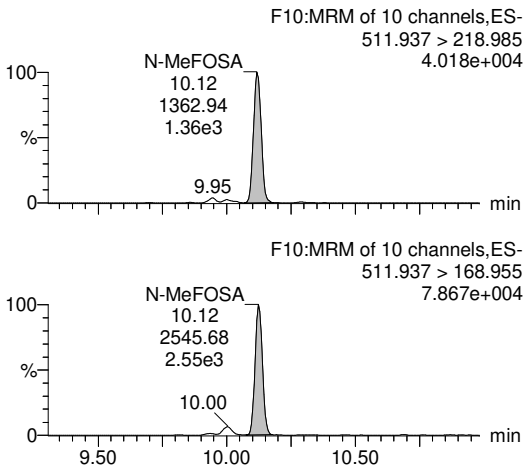

PV by TCH, SV by BRA 13-Jan-22, Conc. & LOD unit = ng for Inst QC, ng/mL for SPM, ng/L for samples

Quantify Sample Report **MassLynx MassLynx V4.1 SCN909**
SGS Axys Analytical Services, Ltd.

Dataset: G:\Masslynx\Inst_L\PFAS\quanfile\FC2L_008-b.qld

Last Altered: Tuesday, January 11, 2022 20:21:00 Pacific Standard Time
Printed: Thursday, January 13, 2022 13:06:58 Pacific Standard Time

ID: WG79609-102,, SPM, Name: FC2L_008S20, Description: 1,WG79609,2/4000uL, Date: 11-Jan-2022, Time: 01:23:00

N-EtFOSA-I

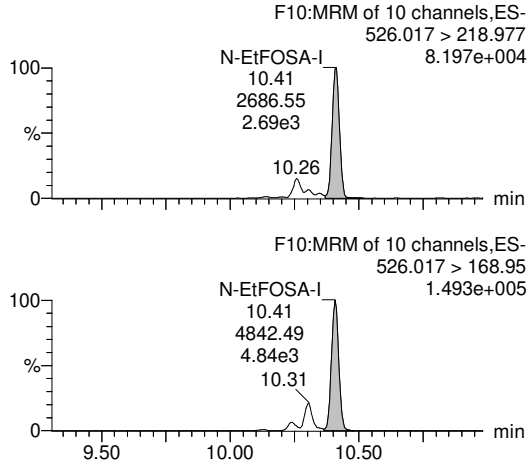

N-EtFOSA-II

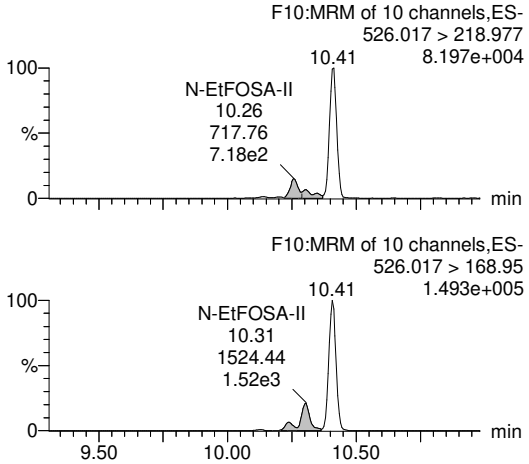

N-EtFOSA-SUM

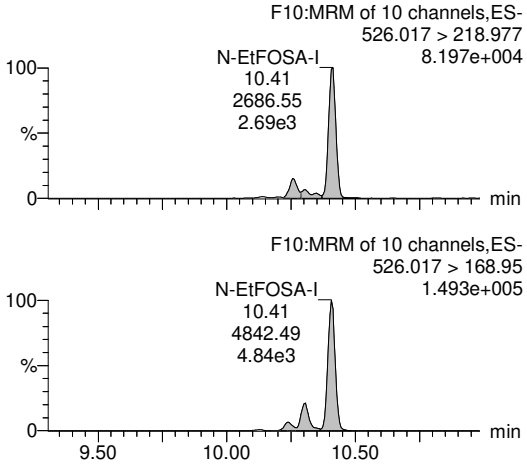

N-EtFOSA

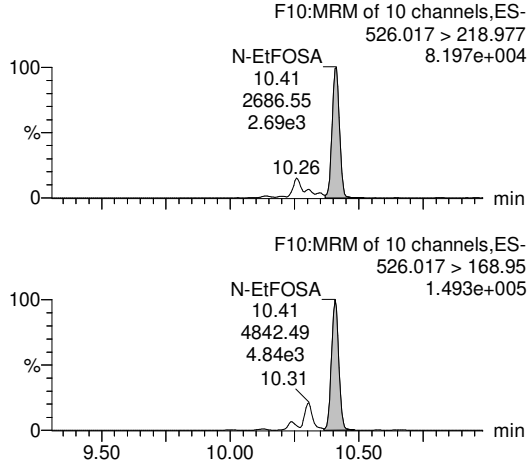

MeFOSAA-I

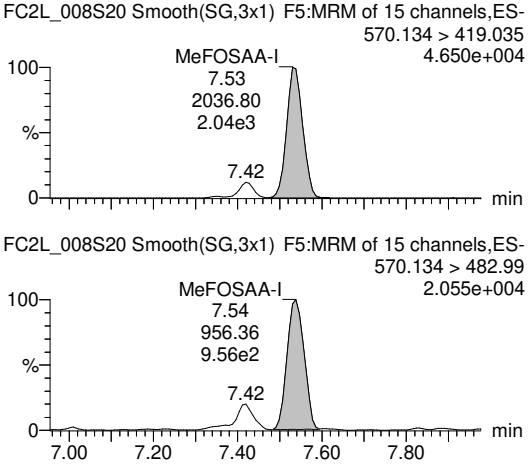

MeFOSAA-II

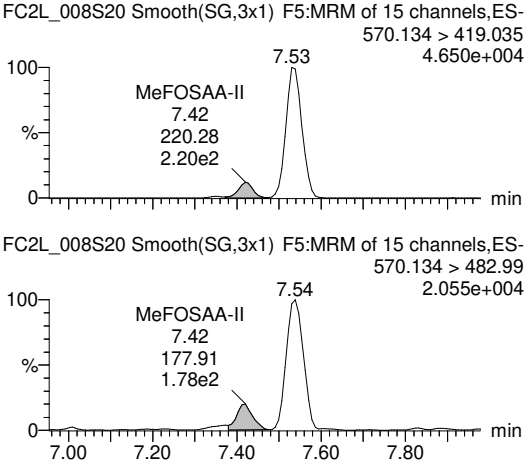

PV by TCH, SV by BRA 13-Jan-22, Conc. & LOD unit = ng for Inst QC, ng/mL for SPM, ng/L for samples

Quantify Sample Report **MassLynx MassLynx V4.1 SCN909**
SGS Axys Analytical Services, Ltd.

Dataset: G:\Masslynx\Inst_L\PFAS\quanfile\FC2L_008-b.qld

Last Altered: Tuesday, January 11, 2022 20:21:00 Pacific Standard Time
Printed: Thursday, January 13, 2022 13:06:58 Pacific Standard Time

ID: WG79609-102,, SPM, Name: FC2L_008S20, Description: 1,WG79609,2/4000uL, Date: 11-Jan-2022, Time: 01:23:00

MeFOSAA-III

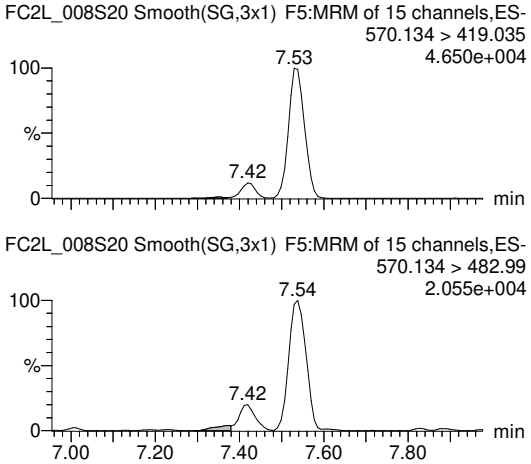

MeFOSAA-SUM

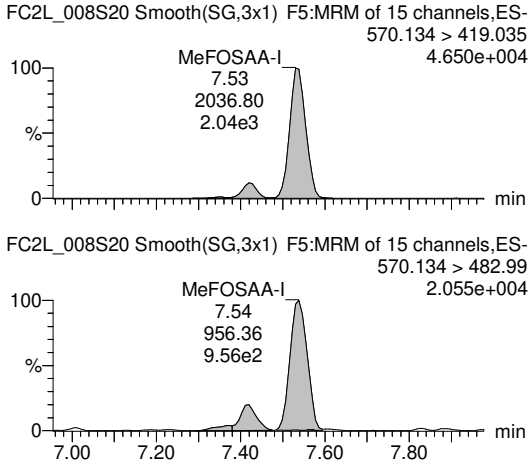

MeFOSAA

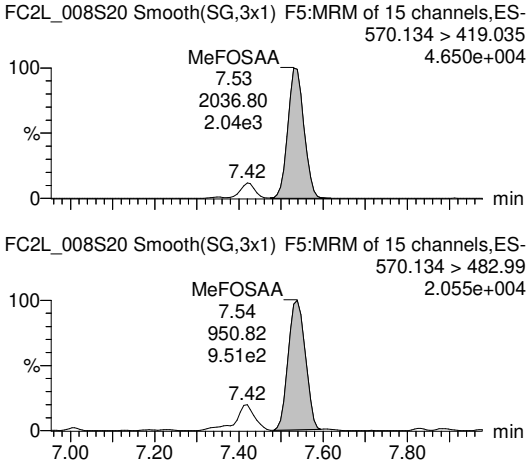

EtFOSAA-I

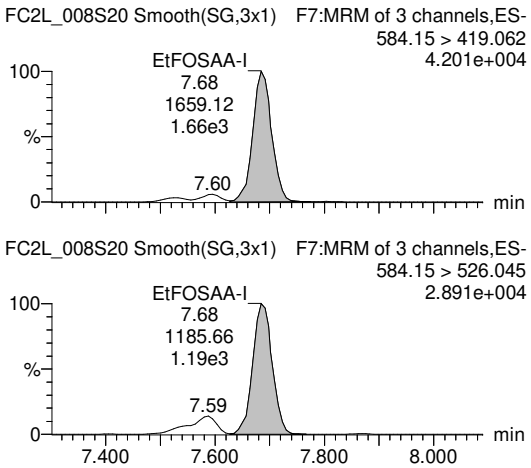

EtFOSAA-II

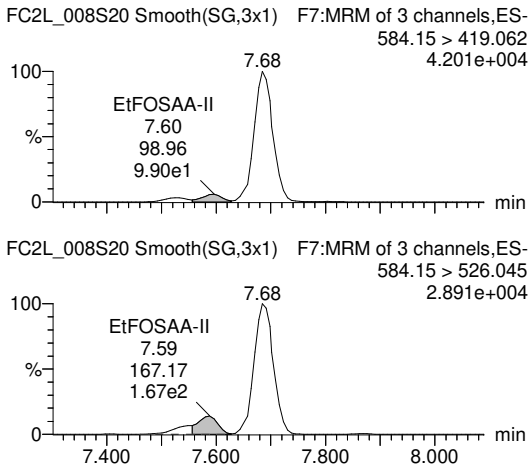

EtFOSAA-III

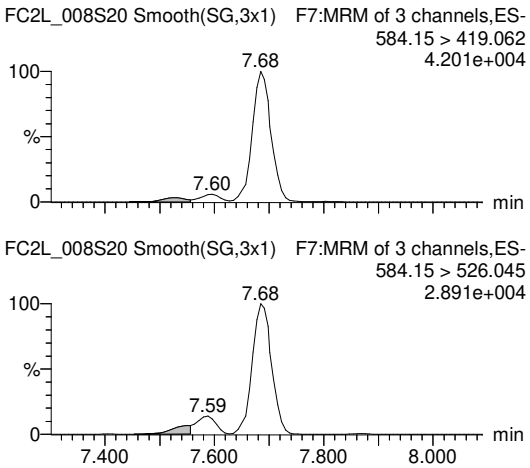

PV by TCH, SV by BRA 13-Jan-22, Conc. & LOD unit = ng for Inst QC, ng/mL for SPM, ng/L for samples

Quantify Sample Report **MassLynx MassLynx V4.1 SCN909**
SGS Axys Analytical Services, Ltd.

Dataset: G:\Masslynx\Inst_L\PFAS\quanfile\FC2L_008-b.qld

Last Altered: Tuesday, January 11, 2022 20:21:00 Pacific Standard Time
Printed: Thursday, January 13, 2022 13:06:58 Pacific Standard Time

ID: WG79609-102,, SPM, Name: FC2L_008S20, Description: 1,WG79609,2/4000uL, Date: 11-Jan-2022, Time: 01:23:00

EtFOSAA-SUM

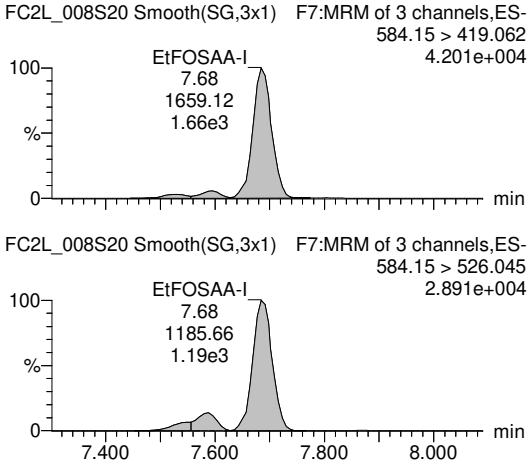

EtFOSAA

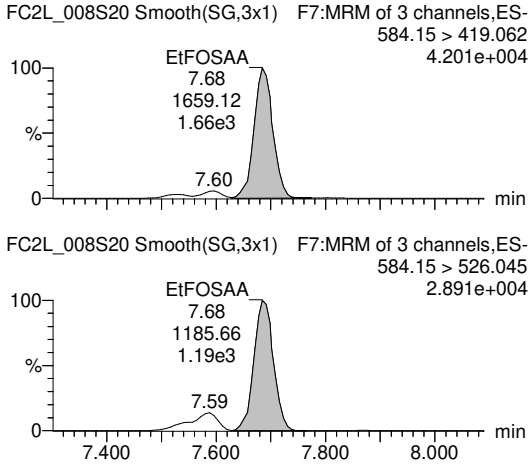

N-MeFOSE-I

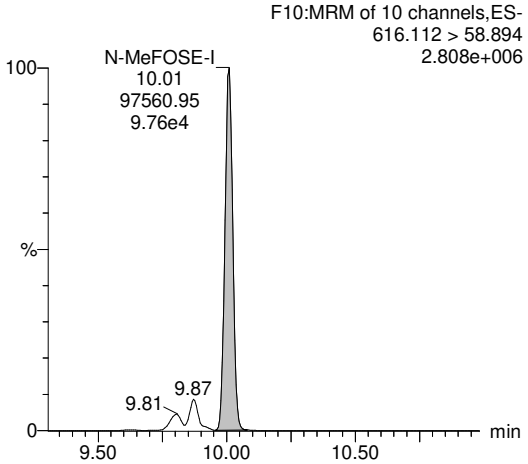

N-MeFOSE-II

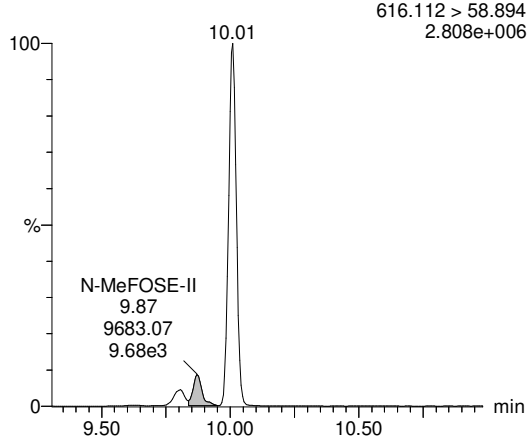

N-MeFOSE-III

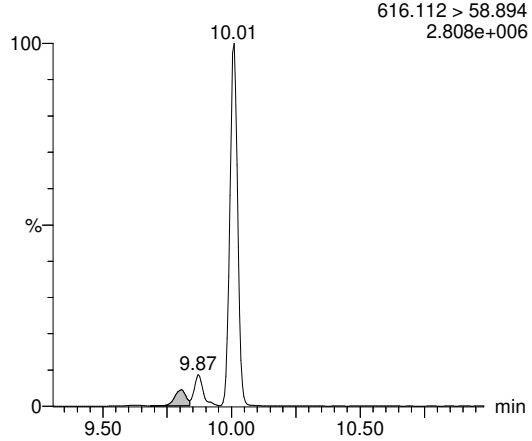

N-MeFOSE-SUM

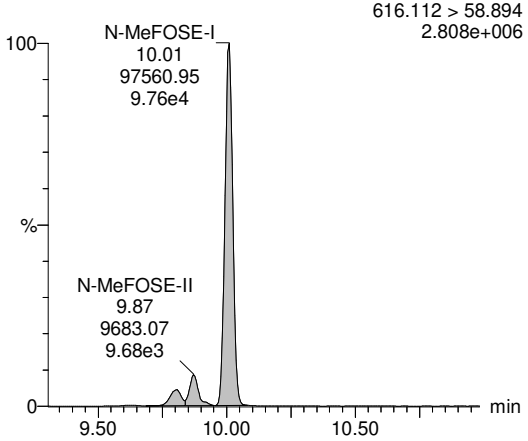

PV by TCH, SV by BRA 13-Jan-22, Conc. & LOD unit = ng for Inst QC, ng/mL for SPM, ng/L for samples

Quantify Sample Report **MassLynx MassLynx V4.1 SCN909**
SGS Axys Analytical Services, Ltd.

Dataset: G:\Masslynx\Inst_L\PFAS\quanfile\FC2L_008-b.qld

Last Altered: Tuesday, January 11, 2022 20:21:00 Pacific Standard Time
Printed: Thursday, January 13, 2022 13:06:58 Pacific Standard Time

ID: WG79609-102,, SPM, Name: FC2L_008S20, Description: 1,WG79609,2/4000uL, Date: 11-Jan-2022, Time: 01:23:00

N-MeFOSE

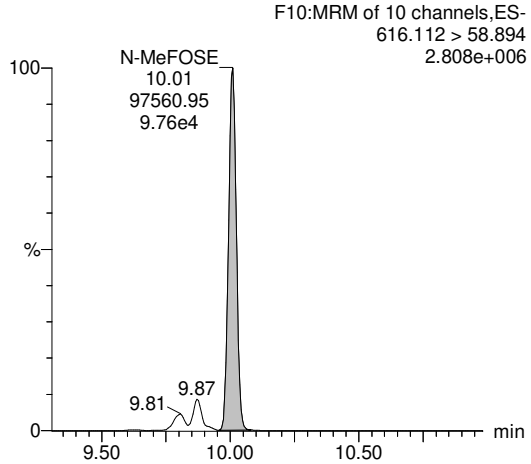

N-EtFOSE-I

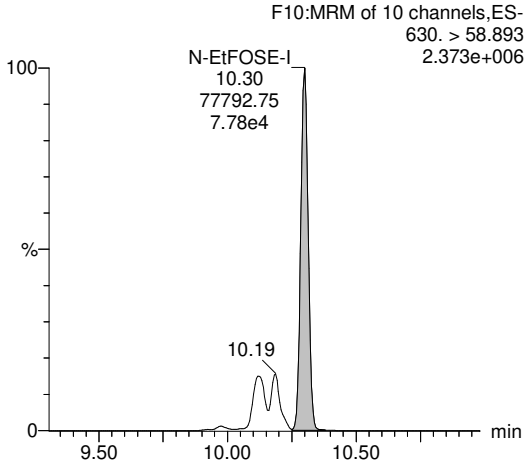

N-EtFOSE-II

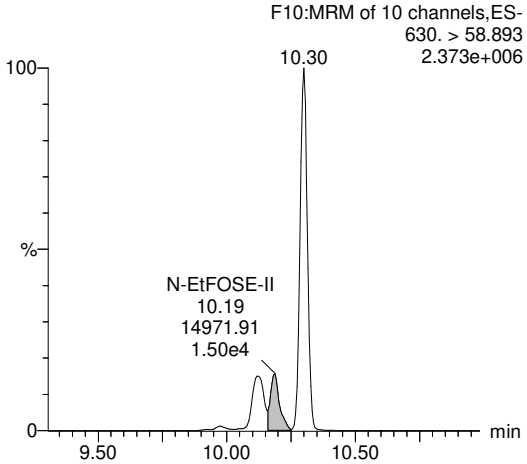

N-EtFOSE-III

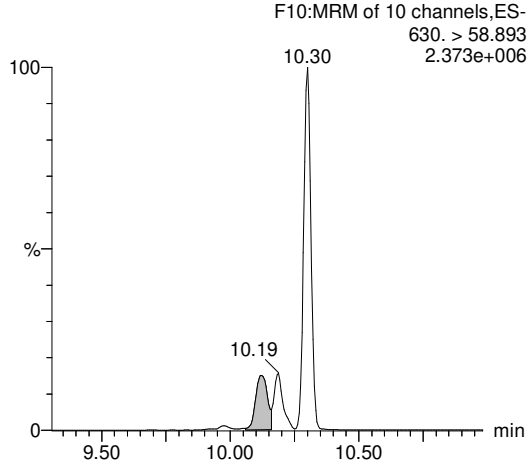

N-EtFOSE-SUM

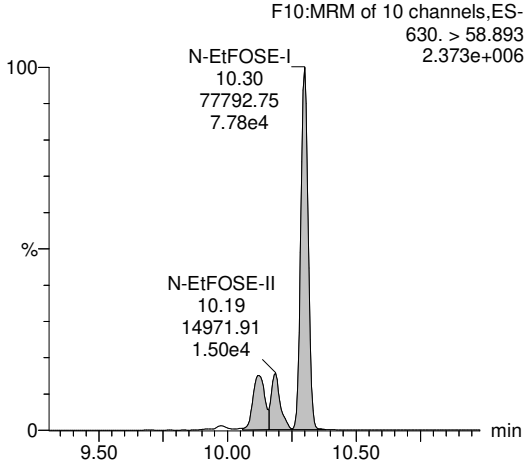

N-EtFOSE

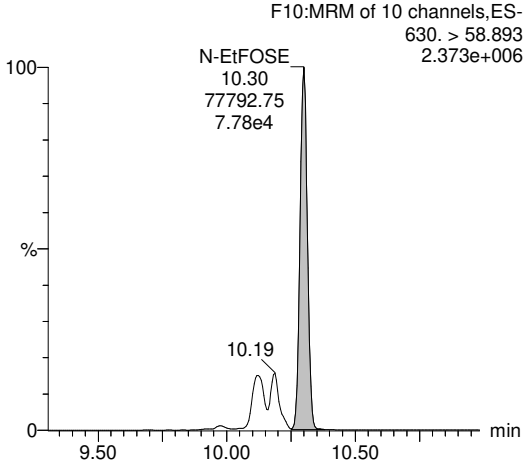

PV by TCH, SV by BRA 13-Jan-22, Conc. & LOD unit = ng for Inst QC, ng/mL for SPM, ng/L for samples

Quantify Sample Report **MassLynx MassLynx V4.1 SCN909**
SGS Axys Analytical Services, Ltd.

Dataset: G:\Masslynx\Inst_L\PFAS\quanfile\FC2L_008-b.qld

Last Altered: Tuesday, January 11, 2022 20:21:00 Pacific Standard Time
Printed: Thursday, January 13, 2022 13:06:58 Pacific Standard Time

ID: WG79609-102,, SPM, Name: FC2L_008S20, Description: 1,WG79609,2/4000uL, Date: 11-Jan-2022, Time: 01:23:00

HFPO-DA

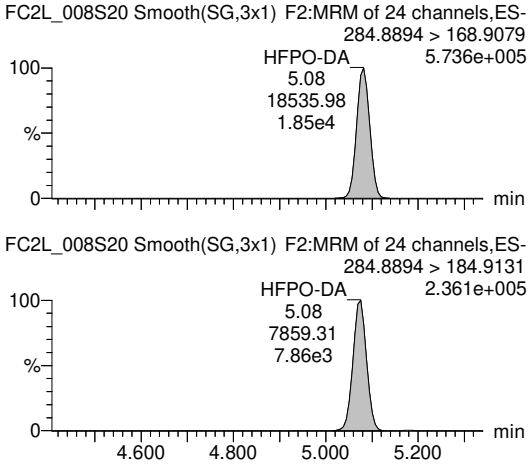

ADONA

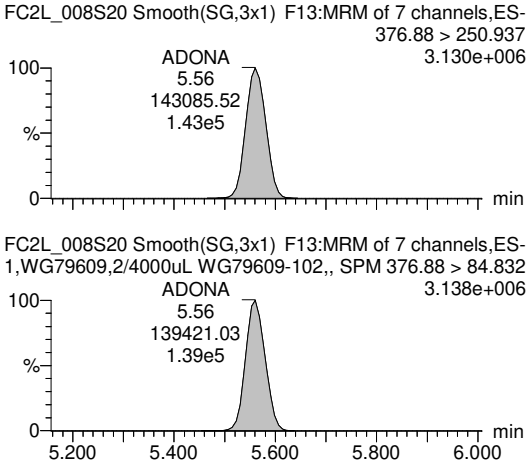

9Cl-PF3ONS

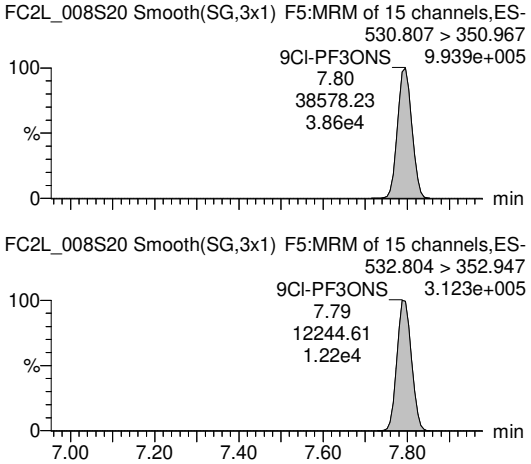

11Cl-PF3OUdS

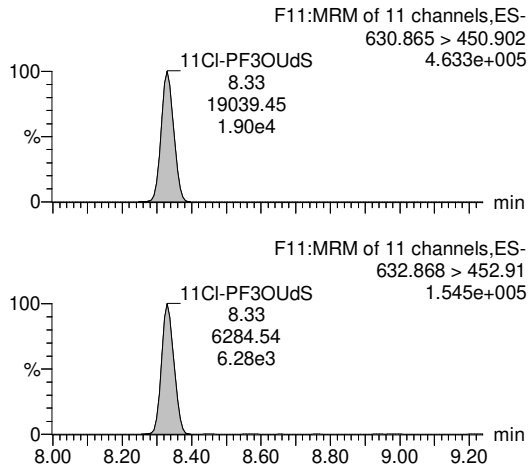

3:3 FTCA

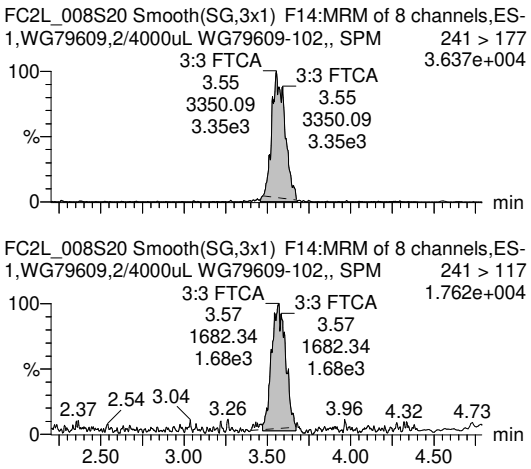

5:3 FTCA

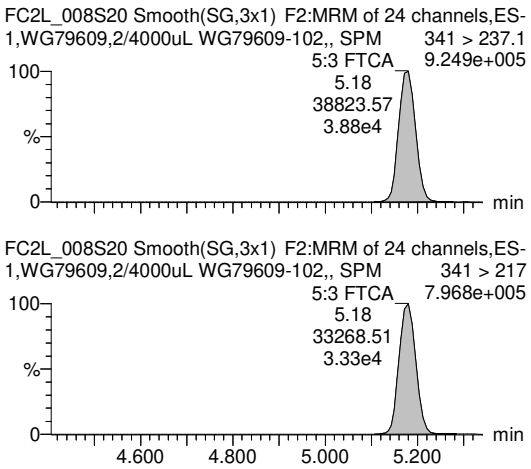

PV by TCH, SV by BRA 13-Jan-22, Conc. & LOD unit = ng for Inst QC, ng/mL for SPM, ng/L for samples

Quantify Sample Report **MassLynx MassLynx V4.1 SCN909**
SGS Axys Analytical Services, Ltd.

Dataset: G:\Masslynx\Inst_L\PFAS\quanfile\FC2L_008-b.qld

Last Altered: Tuesday, January 11, 2022 20:21:00 Pacific Standard Time
Printed: Thursday, January 13, 2022 13:06:58 Pacific Standard Time

ID: WG79609-102,, SPM, Name: FC2L_008S20, Description: 1,WG79609,2/4000uL, Date: 11-Jan-2022, Time: 01:23:00

7:3 FTCA

FC2L_008S20 Smooth(SG,3x1) F3:MRM of 12 channels,ES-
1,WG79609,2/4000uL WG79609-102,, SPM 441 > 316.9
2.566e+005

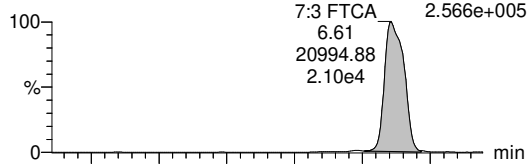

FC2L_008S20 Smooth(SG,3x1) F3:MRM of 12 channels,ES-
1,WG79609,2/4000uL WG79609-102,, SPM 441 > 336.9
3.726e+005

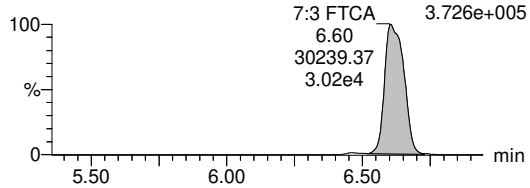

PFEESA

FC2L_008S20 Smooth(SG,3x1) F2:MRM of 24 channels,ES-
1,WG79609,2/4000uL WG79609-102,, SPM 314.8 > 134.9
8.431e+005

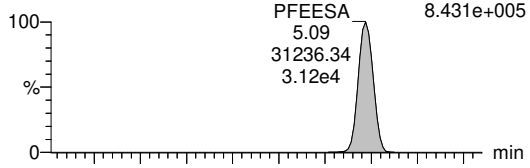

FC2L_008S20 Smooth(SG,3x1) F2:MRM of 24 channels,ES-
1,WG79609,2/4000uL WG79609-102,, SPM 314.8 > 82.9
1.035e+005

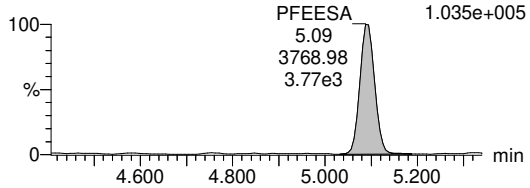

PFMPA

FC2L_008S20 Smooth(SG,5x1) F14:MRM of 8 channels,ES-
1,WG79609,2/4000uL WG79609-102,, SPM 229.013 > 84.9
3.880e+005

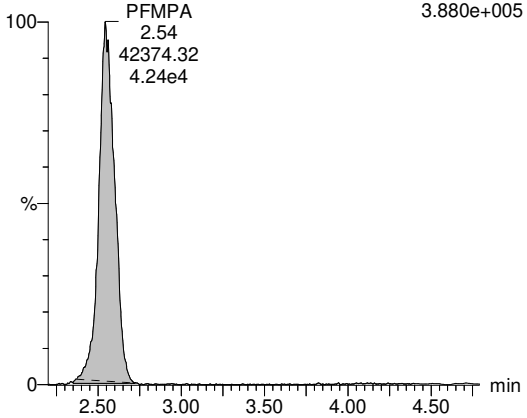

PFMBA

FC2L_008S20 Smooth(SG,3x1) F14:MRM of 8 channels,ES-
1,WG79609,2/4000uL WG79609-102,, SPM 279 > 85.1
6.372e+005

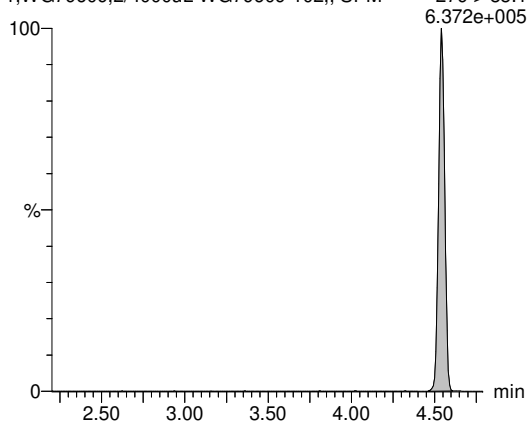

NFDHA

FC2L_008S20 Smooth(SG,3x1) F2:MRM of 24 channels,ES-
1,WG79609,2/4000uL WG79609-102,, SPM 295 > 201
7.870e+003

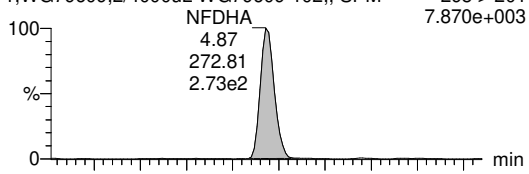

FC2L_008S20 Smooth(SG,3x1) F2:MRM of 24 channels,ES-
1,WG79609,2/4000uL WG79609-102,, SPM 295 > 84.9
1.121e+004

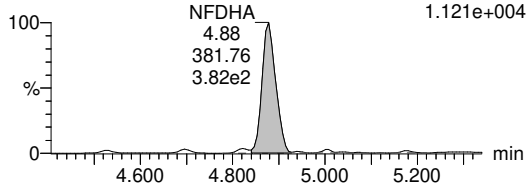

13C4-PFBA

FC2L_008S20 Smooth(SG,3x1) F1:MRM of 3 channels,ES-
216.776 > 171.928
1.861e+006

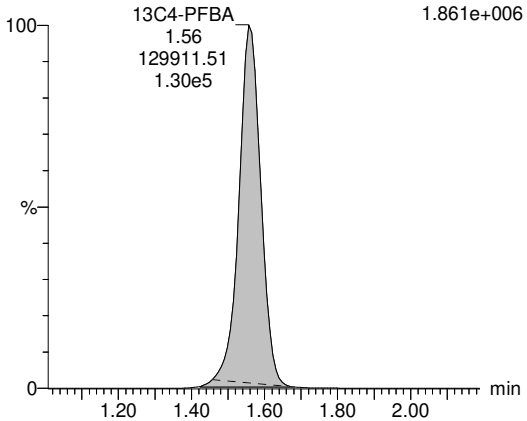

PV by TCH, SV by BRA 13-Jan-22, Conc. & LOD unit = ng for Inst QC, ng/mL for SPM, ng/L for samples

Quantify Sample Report **MassLynx MassLynx V4.1 SCN909**
SGS Axys Analytical Services, Ltd.

Dataset: G:\Masslynx\Inst_L\PFAS\quanfile\FC2L_008-b.qld

Last Altered: Tuesday, January 11, 2022 20:21:00 Pacific Standard Time
Printed: Thursday, January 13, 2022 13:06:58 Pacific Standard Time

ID: WG79609-102,, SPM, Name: FC2L_008S20, Description: 1,WG79609,2/4000uL, Date: 11-Jan-2022, Time: 01:23:00

13C5-PFPeA

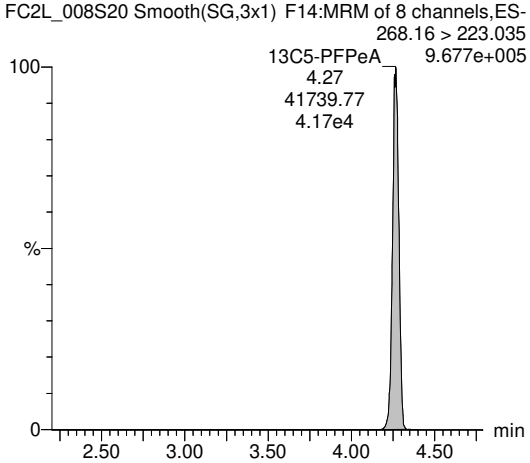

13C5-PFHxA

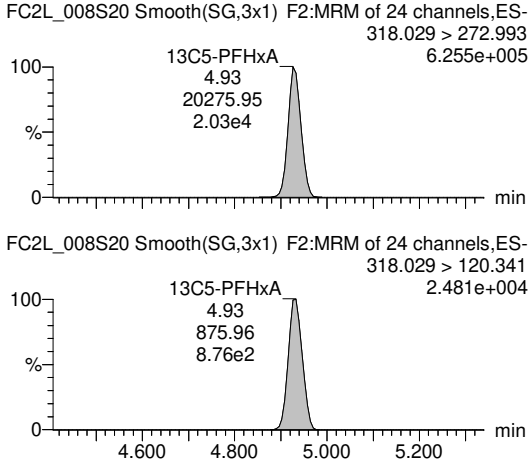

13C4-PFHpA

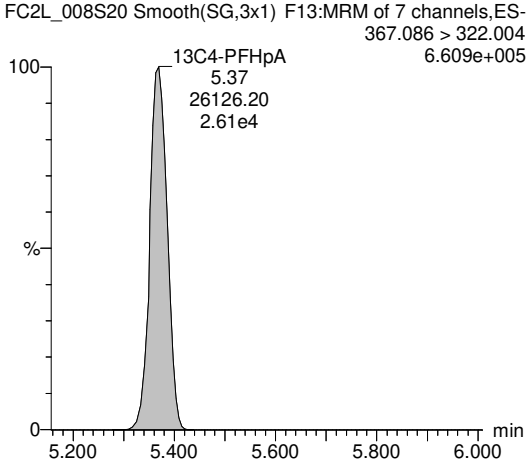

13C8-PFOA

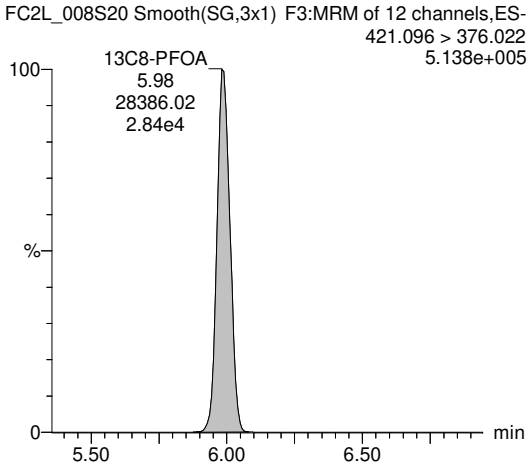

13C9-PFNA

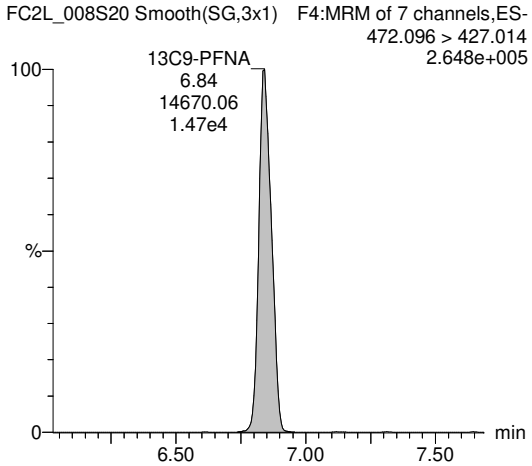

13C6-PFDA

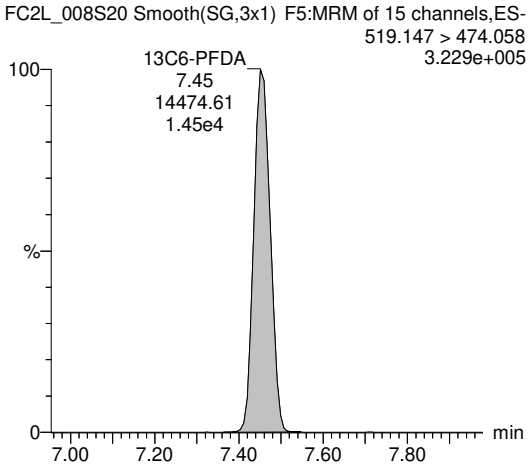

PV by TCH, SV by BRA 13-Jan-22, Conc. & LOD unit = ng for Inst QC, ng/mL for SPM, ng/L for samples

Quantify Sample Report **MassLynx MassLynx V4.1 SCN909**
SGS Axys Analytical Services, Ltd.

Dataset: G:\Masslynx\Inst_L\PFAS\quanfile\FC2L_008-b.qld

Last Altered: Tuesday, January 11, 2022 20:21:00 Pacific Standard Time
Printed: Thursday, January 13, 2022 13:06:58 Pacific Standard Time

ID: WG79609-102,, SPM, Name: FC2L_008S20, Description: 1,WG79609,2/4000uL, Date: 11-Jan-2022, Time: 01:23:00

13C7-PFUnA

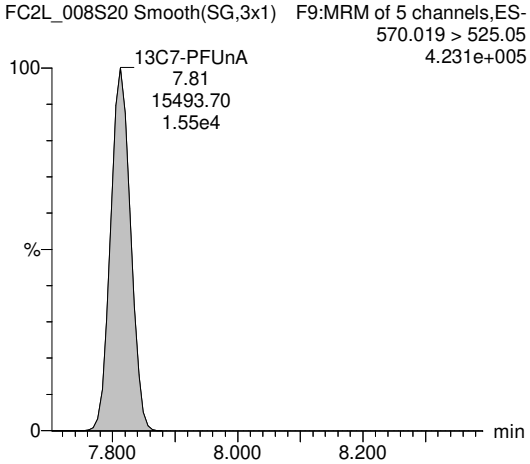

13C2-PFDoA

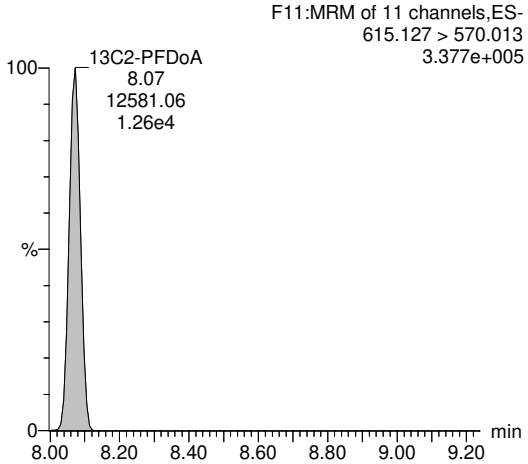

13C2-PFTeDA

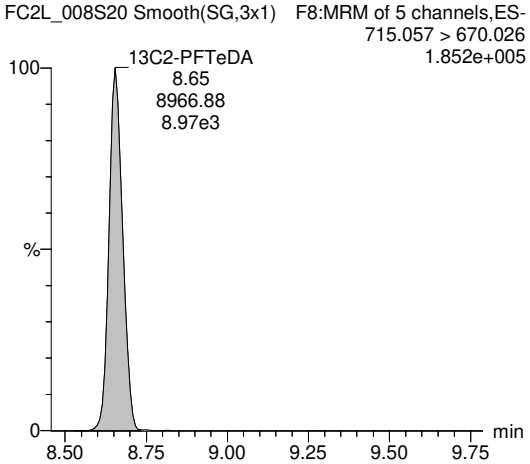

13C3-PFBS

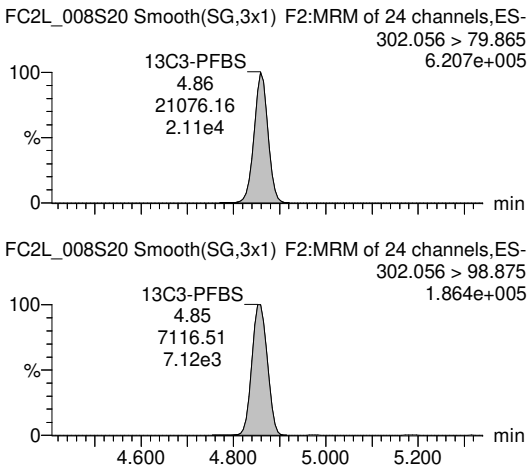

13C3-PFHxS

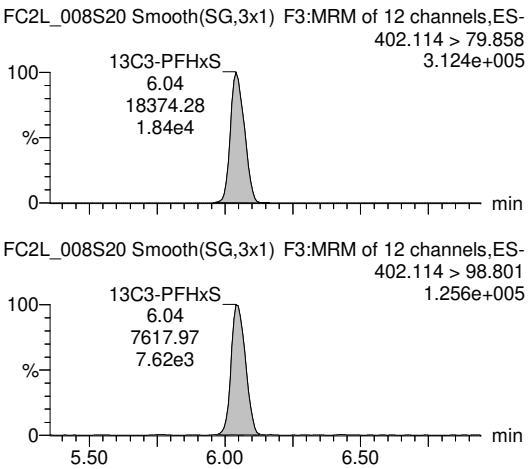

13C8-PFOS

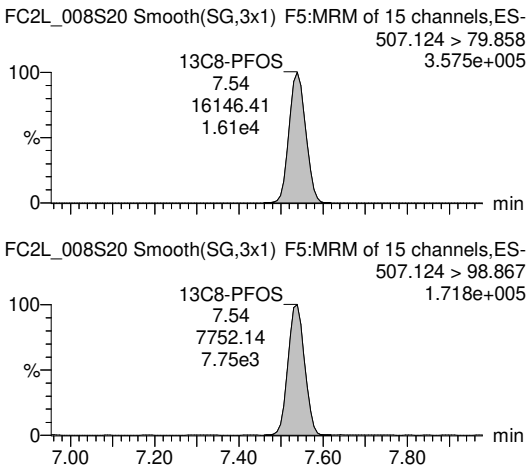

PV by TCH, SV by BRA 13-Jan-22, Conc. & LOD unit = ng for Inst QC, ng/mL for SPM, ng/L for samples

Quantify Sample Report **MassLynx MassLynx V4.1 SCN909**
SGS Axys Analytical Services, Ltd.

Dataset: G:\Masslynx\Inst_L\PFAS\quanfile\FC2L_008-b.qld

Last Altered: Tuesday, January 11, 2022 20:21:00 Pacific Standard Time
Printed: Thursday, January 13, 2022 13:06:58 Pacific Standard Time

ID: WG79609-102,, SPM, Name: FC2L_008S20, Description: 1,WG79609,2/4000uL, Date: 11-Jan-2022, Time: 01:23:00

13C2-4:2 FTS

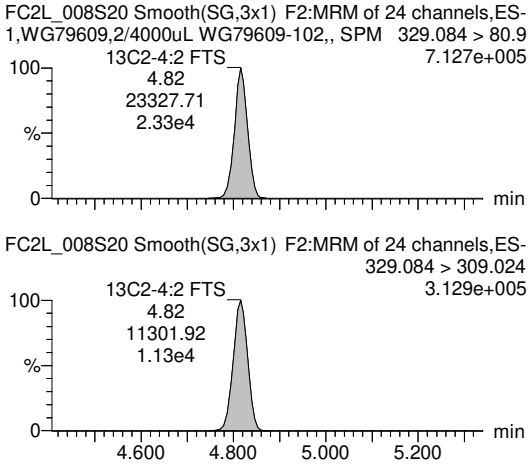

13C2-6:2 FTS

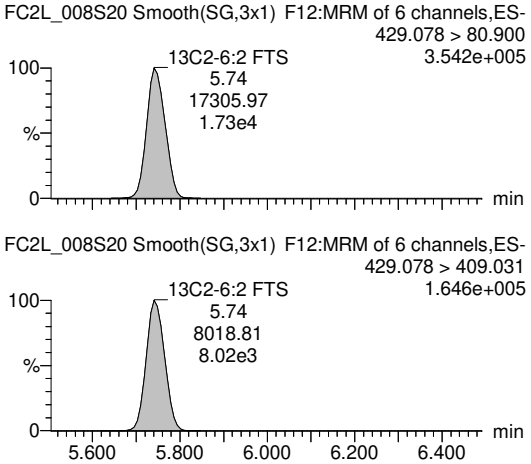

13C2-8:2 FTS

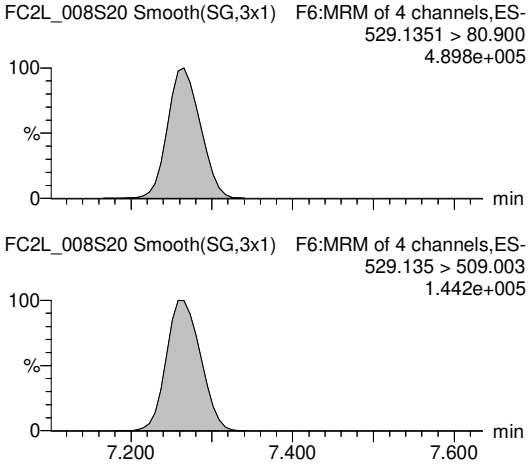

13C8-PFOSA

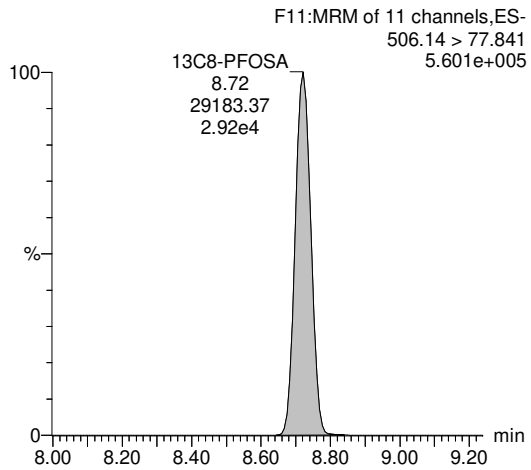

D3-N-MeFOSA

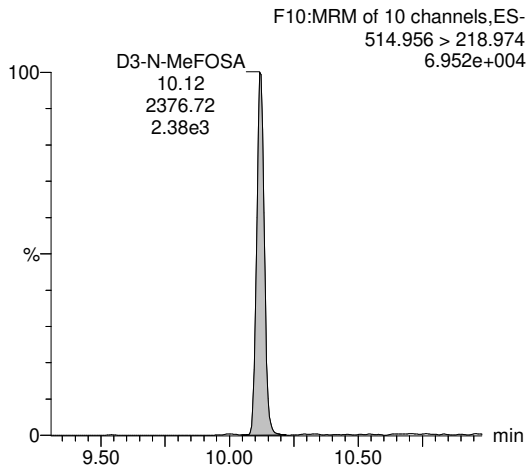

D5-N-EtFOSA

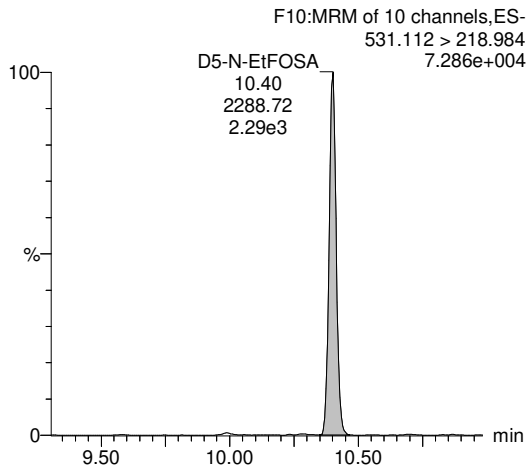

PV by TCH, SV by BRA 13-Jan-22, Conc. & LOD unit = ng for Inst QC, ng/mL for SPM, ng/L for samples

Quantify Sample Report **MassLynx MassLynx V4.1 SCN909**
SGS Axys Analytical Services, Ltd.

Dataset: G:\Masslynx\Inst_L\PFAS\quanfile\FC2L_008-b.qld

Last Altered: Tuesday, January 11, 2022 20:21:00 Pacific Standard Time
Printed: Thursday, January 13, 2022 13:06:58 Pacific Standard Time

ID: WG79609-102,, SPM, Name: FC2L_008S20, Description: 1,WG79609,2/4000uL, Date: 11-Jan-2022, Time: 01:23:00

D3-MeFOSAA

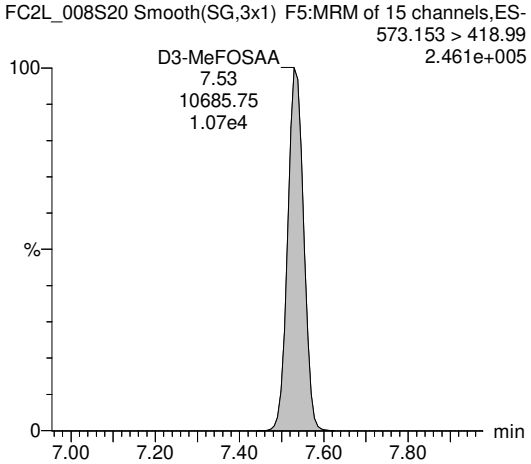

D5-EtFOSAA

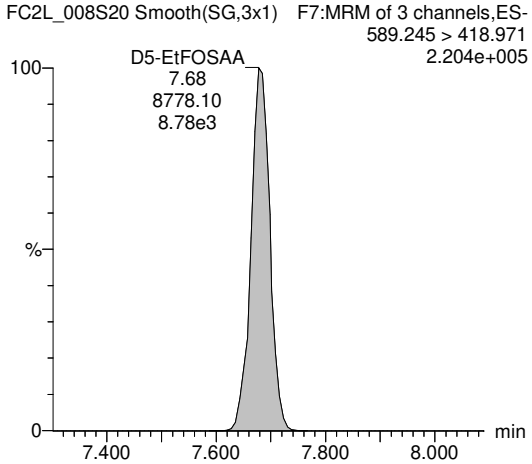

D7-N-MeFOSE

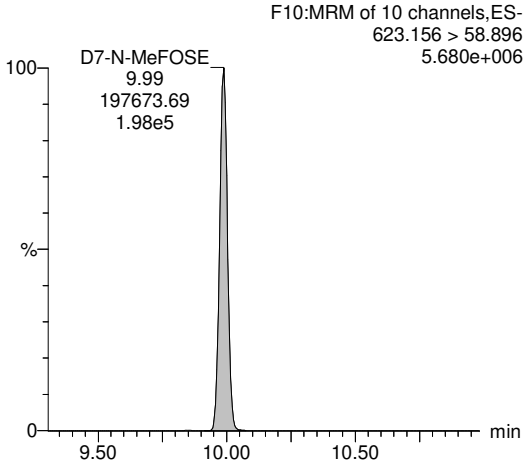

D9-N-EtFOSE

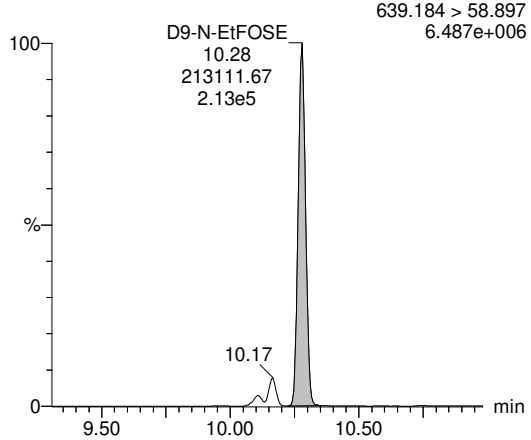

13C3-HFPO-DA

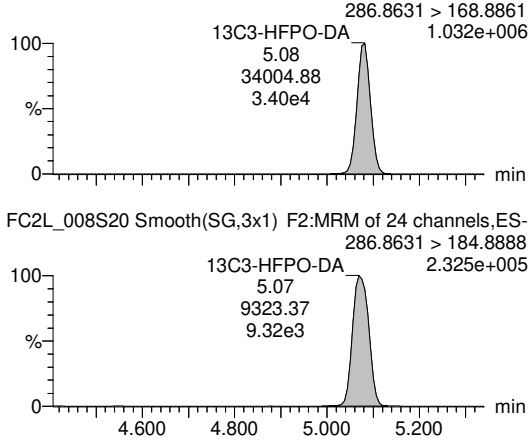

13C3-PFBA

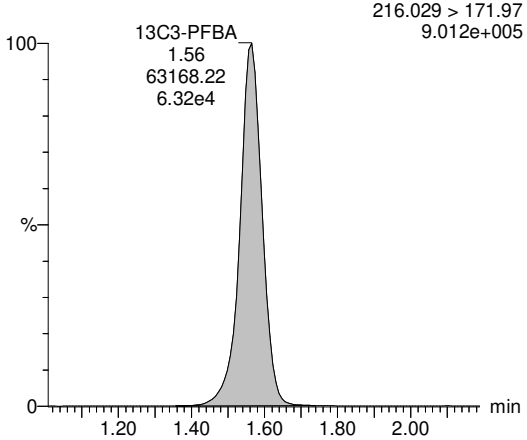

PV by TCH, SV by BRA 13-Jan-22, Conc. & LOD unit = ng for Inst QC, ng/mL for SPM, ng/L for samples

Quantify Sample Report **MassLynx MassLynx V4.1 SCN909**
SGS Axys Analytical Services, Ltd.

Dataset: G:\Masslynx\Inst_L\PFAS\quanfile\FC2L_008-b.qld

Last Altered: Tuesday, January 11, 2022 20:21:00 Pacific Standard Time
Printed: Thursday, January 13, 2022 13:06:58 Pacific Standard Time

ID: WG79609-102,, SPM, Name: FC2L_008S20, Description: 1,WG79609,2/4000uL, Date: 11-Jan-2022, Time: 01:23:00

13C2-PFHxA

FC2L_008S20 Smooth(SG,3x1) F2:MRM of 24 channels,ES-
315.083 > 269.984
1.043e+006

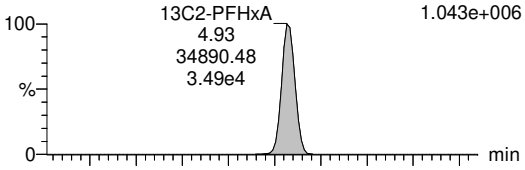

FC2L_008S20 Smooth(SG,3x1) F2:MRM of 24 channels,ES-
315.083 > 119.359
3.727e+004

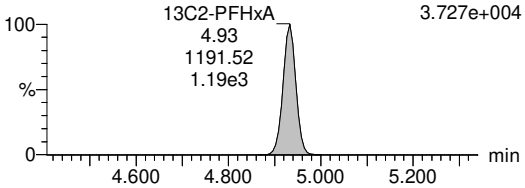

13C4-PFOA

FC2L_008S20 Smooth(SG,3x1) F3:MRM of 12 channels,ES-
417.083 > 171.95
1.685e+005

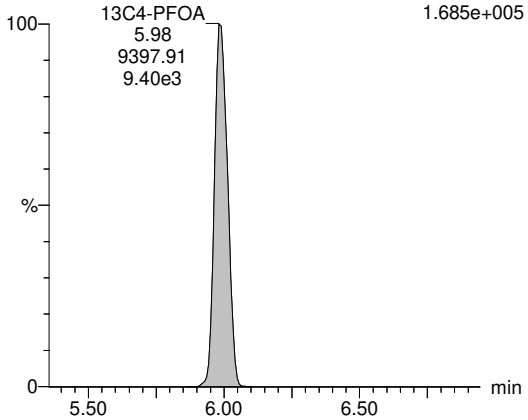

13C5-PFNA

FC2L_008S20 Smooth(SG,3x1) F4:MRM of 7 channels,ES-
468.019 > 423.008
2.714e+005

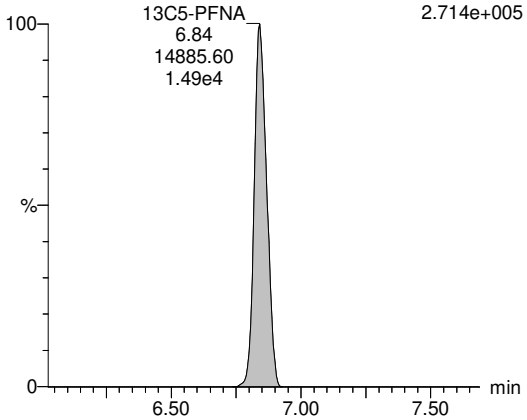

13C2-PFDA

FC2L_008S20 Smooth(SG,3x1) F5:MRM of 15 channels,ES-
515.134 > 470.05
3.508e+005

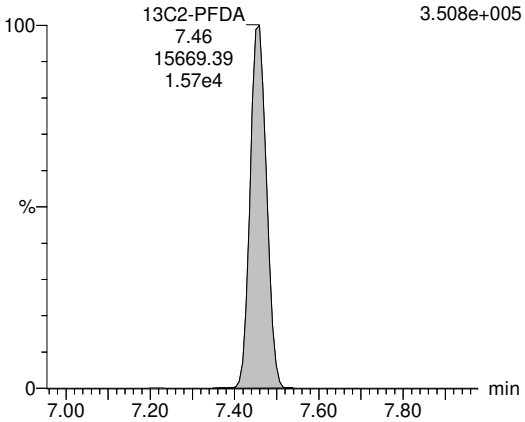

18O2-PFHxS

FC2L_008S20 Smooth(SG,3x1) F3:MRM of 12 channels,ES-
402.984 > 83.895
3.049e+005

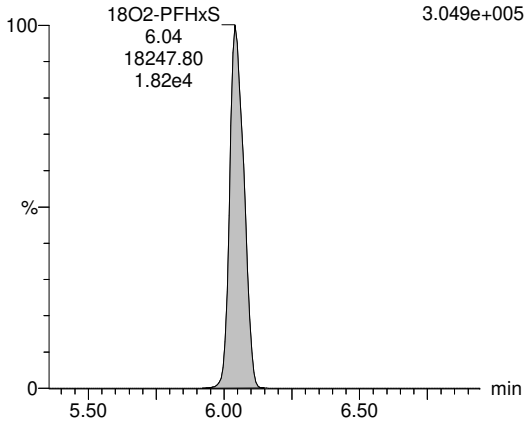

13C4-PFOS

FC2L_008S20 Smooth(SG,3x1) F5:MRM of 15 channels,ES-
502.791 > 79.856
4.078e+005

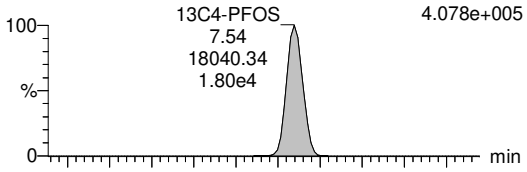

FC2L_008S20 Smooth(SG,3x1) F5:MRM of 15 channels,ES-
502.791 > 98.864
1.834e+005

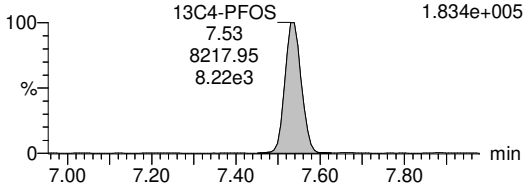

PV by TCH, SV by BRA 13-Jan-22, Conc. & LOD unit = ng for Inst QC, ng/mL for SPM, ng/L for samples

Quantify Sample Report **MassLynx MassLynx V4.1 SCN909**
SGS Axys Analytical Services, Ltd.

Dataset: G:\Masslynx\Inst_L\PFAS\quanfile\FC2L_008-b.qld

Last Altered: Tuesday, January 11, 2022 20:21:00 Pacific Standard Time
Printed: Thursday, January 13, 2022 13:06:58 Pacific Standard Time

ID: WG79609-102,, SPM, Name: FC2L_008S20, Description: 1,WG79609,2/4000uL, Date: 11-Jan-2022, Time: 01:23:00

13C2-D4-6:2 FTS

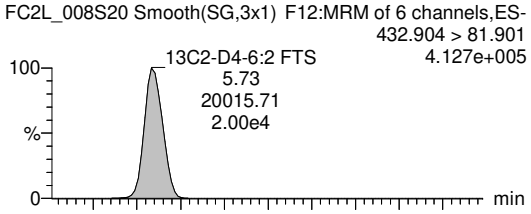

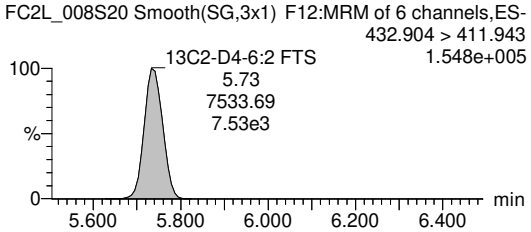

PV by TCH, SV by BRA 13-Jan-22, Conc. & LOD unit = ng for Inst QC, ng/mL for SPM, ng/L for samples

Quantify Sample Report **MassLynx MassLynx V4.1 SCN909**
SGS Axys Analytical Services, Ltd.

Dataset: G:\Masslynx\Inst_L\PFAS\quanfile\FC2L_008-b.qld

Last Altered: Tuesday, January 11, 2022 20:21:00 Pacific Standard Time
Printed: Thursday, January 13, 2022 13:06:58 Pacific Standard Time

ID: WG79609-102,, SPM, Name: FC2L_008S20, Description: 1,WG79609,2/4000uL, Date: 11-Jan-2022, Time: 01:23:00

#	IS#	Name	RT	Area	Confirm. Ion Area	IS Area	Std. Conc	Conc.	LOD	%Rec	Ratio (Pr...	Ratio	Ratio Fail(Y...	S/N	Noi...	IS Height	Samp. size	F2	Fla...
1	84	PFBA	1.56	66896		129912	20.000	20.531	0.0440	102.7				1415	683	1855216	1.000	1.0	MM
2	85	PFPeA	4.27	26308		41740	10.000	10.431	0.1127	104.3				283	2195	966866	1.000	1.0	bb
3	86	PFHxA	4.93	10906	2175	20276	5.000	5.066	0.0340	101.3	4.85	5.01	NO	410	753	625440	1.000	1.0	dd
4	87	PFHpA	5.37	15238	7297	26126	5.000	5.318	0.0155	106.4	2.16	2.09	NO	1105	374	660769	1.000	1.0	bb
5	88	PFOA-I	5.99	20005	10020	28386	0.000	4.816	0.0742		1.96	2.00	NO	191	1859	513590	1.000	1.0	bb
6	88	PFOA-II				28386	0.000		0.0742		0.00				1859	513590	1.000	1.0	
7	88	PFOA-III				28386	0.000		0.0742		0.00				1859	513590	1.000	1.0	
8	88	PFOA-IV				28386	0.000		0.0742		0.00				1859	513590	1.000	1.0	
9		PFOA-SUM		20005		28386	0.000	4.816	0.0742						1859	513590	1.000	1.0	
10	88	PFOA	5.99	20005	10020	28386	5.000	4.816	0.0742	96.3	1.96	2.00	NO	191	1859	513590	1.000	1.0	bb
11	89	PFNA-I	6.84	15218	5154	14670	0.000	5.064	0.0392		2.85	2.95	NO	383	708	264786	1.000	1.0	MM
12	89	PFNA-II				14670	0.000		0.0392		0.00				708	264786	1.000	1.0	
13	89	PFNA-III				14670	0.000		0.0392		0.00				708	264786	1.000	1.0	
14		PFNA-SUM		15218		14670	0.000	5.064	0.0392						708	264786	1.000	1.0	
15	89	PFNA	6.84	15311	5155	14670	5.000	5.095	0.0392	101.9	2.85	2.97	NO	383	708	264786	1.000	1.0	bd
16	90	PFDA	7.46	12149	4097	14475	5.000	5.011	0.0618	100.2	3.07	2.96	NO	239	1113	322789	1.000	1.0	bb
17	91	PFUnA	7.81	12717	2676	15494	5.000	5.379	0.0430	107.6	4.31	4.75	NO	373	925	423025	1.000	1.0	bb
18	92	PFDoA	8.07	12785	1871	12581	5.000	4.731	0.0256	94.6	7.42	6.83	NO	547	619	337438	1.000	1.0	bb
19	M...	PFTrDA	8.32	9177	3194	10774	5.000	5.057	0.0560	101.1	3.08	2.87	NO	289	790	261297	1.000	1.0	bb
20	93	PFTeDA	8.65	7043	2705	8967	5.000	5.261	0.0891	105.2	2.82	2.60	NO	172	821	185156	1.000	1.0	MM
21	94	PFBS	4.86	11781	4790	21076	5.000	4.849	0.0008	97.0	2.59	2.46	NO	177...	18	620607	1.000	1.0	bb
22	95	PFPeS	5.37	10050	4278	18374	5.015	5.543	0.0012	110.5	2.24	2.35	NO	202...	12	311997	1.000	1.0	bb
23	95	PFHxS-I	6.05	9304	4426	18374	0.000	4.309	0.0018		2.37	2.10	NO	7284	21	311997	1.000	1.0	bb
24	95	PFHxS-II	5.85	1058	368	18374	0.000	0.490	0.0018		3.26	2.88	NO	928	21	311997	1.000	1.0	db
25	95	PFHxS-III	5.78	459	159	18374	0.000	0.213	0.0018		2.72	2.88	NO	469	21	311997	1.000	1.0	dd
26		PFHxS-SUM		10821		18374	0.000	5.011	0.0053						21	311997	1.000	1.0	
27	95	PFHxS	6.05	9304	4488	18374	5.000	4.309	0.0018	86.2	2.40	2.07	NO	7284	21	311997	1.000	1.0	bb
28	96	PFHpS	6.93	8772	4368	16146	5.011	5.005	0.0011	99.9	2.12	2.01	NO	9919	15	357343	1.000	1.0	db
29	96	PFOS-I	7.54	8049	3401	16146	0.000	4.013	0.0028		2.42	2.37	NO	4327	42	357343	1.000	1.0	db
30	96	PFOS-II	7.40	832	172	16146	0.000	0.415	0.0028		2.75	4.84	YES	418	42	357343	1.000	1.0	dd
31	96	PFOS-III	7.35	636	94	16146	0.000	0.317	0.0028		8.19	6.78	NO	252	42	357343	1.000	1.0	MM
32	96	PFOS-IV				16146	0.000		0.0028		2.14				42	357343	1.000	1.0	
33		PFOS-SUM		9517		16146	0.000	4.745	0.0085						42	357343	1.000	1.0	
34	96	PFOS	7.54	8049	3401	16146	5.000	4.013	0.0028	80.3	2.54	2.37	NO	4327	42	357343	1.000	1.0	db
35	96	PFNS	7.89	9453	4136	16146	5.010	4.963	0.0008	99.1	2.36	2.29	NO	232...	11	357343	1.000	1.0	db

PV by TCH, SV by BRA 13-Jan-22, Conc. & LOD unit = ng for Inst QC, ng/mL for SPM, ng/L for samples

Quantify Sample Report **MassLynx MassLynx V4.1 SCN909**
SGS Axys Analytical Services, Ltd.

Dataset: G:\Masslynx\Inst_L\PFAS\quanfile\FC2L_008-b.qld

Last Altered: Tuesday, January 11, 2022 20:21:00 Pacific Standard Time
Printed: Thursday, January 13, 2022 13:06:58 Pacific Standard Time

ID: WG79609-102,, SPM, Name: FC2L_008S20, Description: 1,WG79609,2/4000uL, Date: 11-Jan-2022, Time: 01:23:00

#	IS#	Name	RT	Area	Confirm. Ion Area	IS Area	Std. Conc	Conc.	LOD	%Rec	Ratio (Pr...	Ratio	Ratio Fail(Y...	S/N	Noi...	IS Height	Samp. size	F2	Fla...
36	96	PFDS	8.14	8947	4130	16146	5.000	4.919	0.0006	98.4	2.36	2.17	NO	291...	8	357343	1.000	1.0	bb
37	96	PFDoS	8.79	6501	3000	16146	5.008	4.338	0.0010	86.6	2.24	2.17	NO	109...	11	357343	1.000	1.0	bb
38	97	4:2 FTS	4.82	12106	30337	23328	20.000	22.011	0.0014	110.1	0.43	0.40	NO	460...	8	712299	1.000	1.0	bb
39	98	6:2 FTS	5.74	7622	17882	17306	18.000	17.043	0.0129	94.7	0.44	0.43	NO	3861	39	354090	1.000	1.0	bb
40	99	8:2 FTS	7.27	6679	12830	22818	20.000	21.880	0.0184	109.4	0.57	0.52	NO	3438	40	489740	1.000	1.0	db
41	100	PFOSA-I	8.72	14108		29183	0.000	4.864	0.0018					7847	34	559836	1.000	1.0	db
42	100	PFOSA-II	8.57	1415		29183	0.000	0.488	0.0018					472	34	559836	1.000	1.0	MM
43		PFOSA-SUM		15522		29183	0.000	5.351	0.0037						34	559836	1.000	1.0	
44	100	PFOSA	8.72	14108		29183	5.000	4.864	0.0018	97.3				7847	34	559836	1.000	1.0	db
45	101	N-MeFOSA-I	10.12	1363	2546	2377	0.000	5.119	0.0039		0.55	0.54	NO	3920	10	69499	1.000	1.0	bb
46	101	N-MeFOSA-II	9.95	94	274	2377	0.000	0.354	0.0039		1.14	0.34	YES	151	10	69499	1.000	1.0	MM
47		N-MeFOSA-SUM		1457		2377	0.000	5.473	0.0079						10	69499	1.000	1.0	
48	101	N-MeFOSA	10.12	1363	2546	2377	5.750	5.119	0.0039	89.0	0.53	0.54	NO	3920	10	69499	1.000	1.0	bb
49	102	N-EtFOSA-I	10.41	2687	4842	2289	0.000	9.766	0.0106		0.55	0.55	NO	2641	31	72805	1.000	1.0	db
50	102	N-EtFOSA-II	10.26	718	1524	2289	0.000	2.609	0.0106		1.28	0.47	YES	399	31	72805	1.000	1.0	MM
51		N-EtFOSA-SUM		3404		2289	0.000	12.375	0.0213						31	72805	1.000	1.0	
52	102	N-EtFOSA	10.41	2687	4842	2289	12.500	9.766	0.0106	78.1	0.53	0.55	NO	2641	31	72805	1.000	1.0	db
53	103	MeFOSAA-I	7.53	2037	956	10686	0.000	4.481	0.0045		2.01	2.13	NO	2970	16	245970	1.000	1.0	db
54	103	MeFOSAA-II	7.42	220	178	10686	0.000	0.485	0.0045		1.84	1.24	NO	355	16	245970	1.000	1.0	dd
55	103	MeFOSAA-III	7.35	19	35	10686	0.000	0.042	0.0045		0.29	0.55	YES	36	16	245970	1.000	1.0	bd
56		MeFOSAA-SUM		2276		10686	0.000	5.008	0.0135						16	245970	1.000	1.0	
57	103	MeFOSAA	7.53	2037	951	10686	5.000	4.481	0.0045	89.6	1.87	2.14	NO	2970	16	245970	1.000	1.0	db
58	104	EtFOSAA-I	7.68	1659	1186	8778	0.000	4.982	0.0329		1.24	1.40	NO	457	92	220432	1.000	1.0	db
59	104	EtFOSAA-II	7.60	99	167	8778	0.000	0.297	0.0329		0.34	0.59	YES	26	92	220432	1.000	1.0	dd
60	104	EtFOSAA-III	7.53	63	73	8778	0.000	0.188	0.0329		0.63	0.87	NO	14	92	220432	1.000	1.0	bd
61		EtFOSAA-SUM		1821		8778	0.000	5.467	0.0987						92	220432	1.000	1.0	
62	104	EtFOSAA	7.68	1659	1186	8778	5.000	4.982	0.0329	99.6	1.09	1.40	NO	457	92	220432	1.000	1.0	db
63	105	N-MeFOSE-I	10.01	97561		197674	0.000	44.771	0.0270					4981	563	5676381	1.000	1.0	bb
64	105	N-MeFOSE-II	9.87	9683		197674	0.000	4.444	0.0270					427	563	5676381	1.000	1.0	db
65	105	N-MeFOSE-III	9.81	6338		197674	0.000	2.908	0.0270					222	563	5676381	1.000	1.0	bd
66		N-MeFOSE-SUM		113582		197674	0.000	52.123	0.0809						563	5676381	1.000	1.0	
67	105	N-MeFOSE	10.01	97561		197674	50.000	44.771	0.0270	89.5				4981	563	5676381	1.000	1.0	bb
68	106	N-EtFOSE-I	10.30	77793		213112	0.000	30.678	0.0171					5380	440	6479831	1.000	1.0	db
69	106	N-EtFOSE-II	10.19	14972		213112	0.000	5.904	0.0171					837	440	6479831	1.000	1.0	dd
70	106	N-EtFOSE-III	10.12	19070		213112	0.000	7.520	0.0171					805	440	6479831	1.000	1.0	dd

PV by TCH, SV by BRA 13-Jan-22, Conc. & LOD unit = ng for Inst QC, ng/mL for SPM, ng/L for samples

Quantify Sample Report **MassLynx MassLynx V4.1 SCN909**
SGS Axys Analytical Services, Ltd.

Dataset: G:\Masslynx\Inst_L\PFAS\quanfile\FC2L_008-b.qld

Last Altered: Tuesday, January 11, 2022 20:21:00 Pacific Standard Time
Printed: Thursday, January 13, 2022 13:06:58 Pacific Standard Time

ID: WG79609-102,, SPM, Name: FC2L_008S20, Description: 1,WG79609,2/4000uL, Date: 11-Jan-2022, Time: 01:23:00

#	IS#	Name	RT	Area	Confirm. Ion Area	IS Area	Std. Conc	Conc.	LOD	%Rec	Ratio (Pr...	Ratio	Ratio Fail(Y...	S/N	Noi...	IS Height	Samp. size	F2	Fla...
71		N-EtFOSE-SUM		111834		213112	0.000	44.103	0.0514						440	6479831	1.000	1.0	
72	106	N-EtFOSE	10.30	77793		213112	37.500	30.678	0.0171	81.8				5380	440	6479831	1.000	1.0	db
73	107	HFPO-DA	5.08	18536	7859	34005	19.000	19.947	0.0048	105.0	2.87	2.36	NO	127...	45	1031623	1.000	1.0	bb
74	107	ADONA	5.56	143086	139421	34005	20.000	23.987	0.0035	119.9	1.08	1.03	NO	148...	211	1031623	1.000	1.0	bb
75	107	9Cl-PF3ONS	7.80	38578	12245	34005	20.038	22.813	0.0048	113.8	3.20	3.15	NO	120...	82	1031623	1.000	1.0	bb
76	107	11Cl-PF3OUdS	8.33	19039	6285	34005	20.032	20.844	0.0011	104.1	3.13	3.03	NO	437...	11	1031623	1.000	1.0	bb
77	85	3:3 FTCA	3.55	3350	1682	41740	20.000	19.371	0.4085	96.9	1.75	1.99	NO	66	546	966866	1.000	1.0	MM
78	86	5:3 FTCA	5.18	38824	33269	20276	125.000	111.271	0.0336	89.0	1.20	1.17	NO	7661	121	625440	1.000	1.0	bb
79	86	7:3 FTCA	6.61	20995	30239	20276	125.000	103.122	0.6007	82.5	0.71	0.69	NO	203	1258	625440	1.000	1.0	bd
80	86	PFEESA	5.09	31236	3769	20276	5.000	4.878	0.0004	97.6	9.28	8.29	NO	284...	30	625440	1.000	1.0	bb
81	85	PFMPA	2.54	42374		41740	10.000	11.111	0.0808	111.1				162	2379	966866	1.000	1.0	MM
82	85	PFMBA	4.54	26719		41740	5.000	5.263	0.0024	105.3				6855	93	966866	1.000	1.0	bb
83	86	NFDHA	4.87	273	382	20276	10.000	3.104	0.0266	31.0	0.94	0.71	NO	326	24	625440	1.000	1.0	MM
84	108	13C4-PFBA	1.56	129912		63168	40.000	36.017	0.0037	90.0				296...	63	900066	1.000	1.0	MM
85	109	13C5-PFPeA	4.27	41740		34890	20.000	14.553	0.5480	72.8				62	15...	1042751	1.000	1.0	db
86	109	13C5-PFHxA	4.93	20276	876	34890	10.000	8.310	0.0007	83.1	23.32	23.15	NO	360...	17	1042751	1.000	1.0	bb
87	110	13C4-PFHpA	5.37	26126		9398	10.000	8.383	0.0015	83.8				244...	27	168503	1.000	1.0	bb
88	110	13C8-PFOA	5.98	28386		9398	10.000	8.104	0.0006	81.0				390...	13	168503	1.000	1.0	bb
89	111	13C9-PFNA	6.84	14670		14886	5.000	4.295	0.0049	85.9				2599	102	271389	1.000	1.0	bb
90	112	13C6-PFDA	7.45	14475		15669	5.000	4.590	0.0010	91.8				139...	23	350689	1.000	1.0	bb
91	112	13C7-PFUnA	7.81	15494		15669	5.000	4.527	0.0005	90.5				329...	13	350689	1.000	1.0	bb
92	112	13C2-PFDoA	8.07	12581		15669	5.000	4.271	0.0011	85.4				145...	23	350689	1.000	1.0	bb
93	112	13C2-PFTeDA	8.65	8967		15669	5.000	3.470	0.0028	69.4				3375	55	350689	1.000	1.0	bd
94	113	13C3-PFBS	4.86	21076	7117	18248	10.030	9.289	0.0015	92.6	2.73	2.96	NO	335...	18	304846	1.000	1.0	bb
95	113	13C3-PFHxS	6.04	18374	7618	18248	10.015	8.877	0.0013	88.6	2.38	2.41	NO	206...	15	304846	1.000	1.0	bb
96	114	13C8-PFOS	7.54	16146	7752	18040	10.062	9.856	0.0103	97.9	2.33	2.08	NO	2811	127	407726	1.000	1.0	bb
97	115	13C2-4:2 FTS	4.82	23328	11302	20016	20.168	21.291	0.0050	105.6	1.62	2.06	NO	189...	38	412643	1.000	1.0	bb
98	115	13C2-6:2 FTS	5.74	17306	8019	20016	19.998	19.035	0.0027	95.2	1.88	2.16	NO	210...	17	412643	1.000	1.0	bb
99	115	13C2-8:2 FTS	7.27	22818	7006	20016	20.040	15.863	0.0066	79.2	3.76	3.26	NO	7550	65	412643	1.000	1.0	bb
1...	114	13C8-PFOSA	8.72	29183		18040	10.000	8.902	0.0021	89.0				108...	52	407726	1.000	1.0	bb
1...	114	D3-N-MeFOSA	10.12	2377		18040	10.000	4.733	0.0276	47.3				665	104	407726	1.000	1.0	db
1...	114	D5-N-EtFOSA	10.40	2289		18040	10.000	4.548	0.0075	45.5				2560	28	407726	1.000	1.0	bb
1...	115	D3-MeFOSAA	7.53	10686		20016	20.000	11.179	0.0042	55.9				9018	27	412643	1.000	1.0	bb
1...	115	D5-EtFOSAA	7.68	8778		20016	20.000	11.188	0.0062	55.9				6638	33	412643	1.000	1.0	dd
1...	114	D7-N-MeFOSE	9.99	197674		18040	100.000	59.195	0.0214	59.2				105...	539	407726	1.000	1.0	bb

PV by TCH, SV by BRA 13-Jan-22, Conc. & LOD unit = ng for Inst QC, ng/mL for SPM, ng/L for samples

Quantify Sample Report **MassLynx MassLynx V4.1 SCN909**
SGS Axys Analytical Services, Ltd.

Dataset: G:\Masslynx\Inst_L\PFAS\quanfile\FC2L_008-b.qld

Last Altered: Tuesday, January 11, 2022 20:21:00 Pacific Standard Time
Printed: Thursday, January 13, 2022 13:06:58 Pacific Standard Time

ID: WG79609-102,, SPM, Name: FC2L_008S20, Description: 1,WG79609,2/4000uL, Date: 11-Jan-2022, Time: 01:23:00

#	IS#	Name	RT	Area	Confirm. Ion Area	IS Area	Std. Conc	Conc.	LOD	%Rec	Ratio (Pr...	Ratio	Ratio Fail(Y...	S/N	Noi...	IS Height	Samp. size	F2	Fla...
1...	114	D9-N-EtFOSE	10.28	213112		18040	100.000	49.337	0.0166	49.3				119...	540	407726	1.000	1.0	bb
1...	109	13C3-HFPO-DA	5.08	34005	9323	34890	40.000	29.870	0.0024	74.7	2.64	3.65	NO	384...	27	1042751	1.000	1.0	bb
1...		13C3-PFBA	1.56	63168			20.000	12.831	0.0053	64.2				7296	123		1.000	1.0	bb
1...		13C2-PFHxA	4.93	34890	1192		10.000	6.385	0.0008	63.8	35.50	29.28	NO	244...	43		1.000	1.0	bb
110		13C4-PFOA	5.98	9398			10.000	7.158	0.0016	71.6				135...	12		1.000	1.0	bb
111		13C5-PFNA	6.84	14886			5.000	3.218	0.0004	64.4				263...	10		1.000	1.0	bb
112		13C2-PFDA	7.46	15669			5.000	3.035	0.0036	60.7				2522	139		1.000	1.0	bb
113		18O2-PFHxS	6.04	18248			10.050	6.417	0.0007	63.9				286...	11		1.000	1.0	bb
114		13C4-PFOS	7.54	18040	8218		10.150	5.843	0.0004	57.6	2.17	2.20	NO	438...	9		1.000	1.0	bb
115		13C2-D4-6:2 F...	5.73	20016	7534		20.000	31.213	0.0028	156.1	2.50	2.66	NO	328...	13		1.000	1.0	bb

PV by TCH, SV by BRA 13-Jan-22, Conc. & LOD unit = ng for Inst QC, ng/mL for SPM, ng/L for samples

Quantify Sample Report **MassLynx MassLynx V4.1 SCN909**
SGS Axys Analytical Services, Ltd.

Dataset: G:\Masslynx\Inst_L\PFAS\quanfile\FC2L_009-b.qld

Last Altered: Wednesday, January 12, 2022 10:02:34 Pacific Standard Time
Printed: Friday, January 14, 2022 10:04:07 Pacific Standard Time

Method: G:\Masslynx\Master Methods\MassLynx SCN 909\UPLC\FC_110_UPLC_15DoD.mdb 10 Jun 2021 10:20:13
Calibration: G:\Masslynx\Inst_L\PFAS\curve\FC1L_080-A6.cdb 09 Jun 2021 14:38:41

ID: WG79609-102,i, SPM, Name: FC2L_009S19, Description: 1,WG79609,2/4000uL, Date: 11-Jan-2022, Time: 16:15:55

PFBA

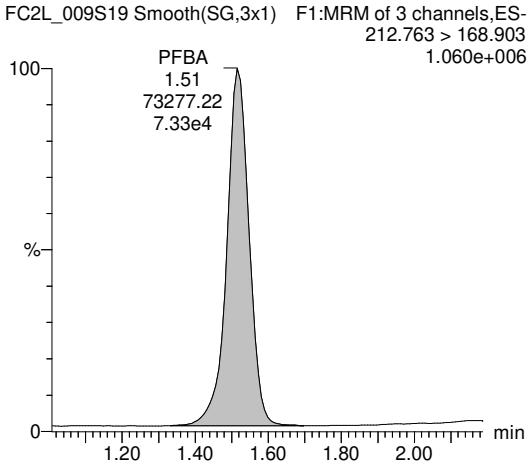

PFPeA

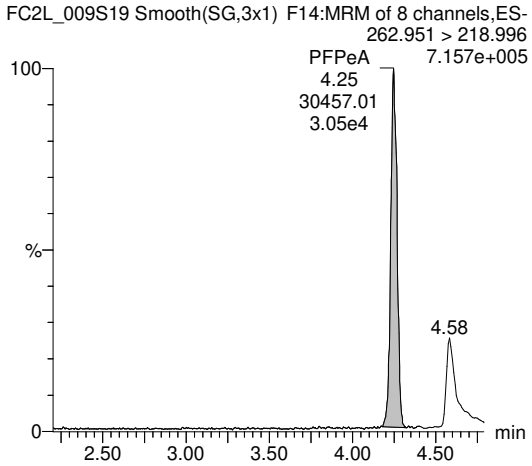

PFHxA

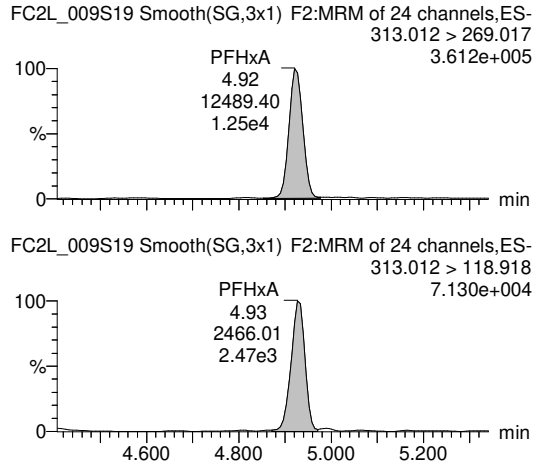

PFHpA

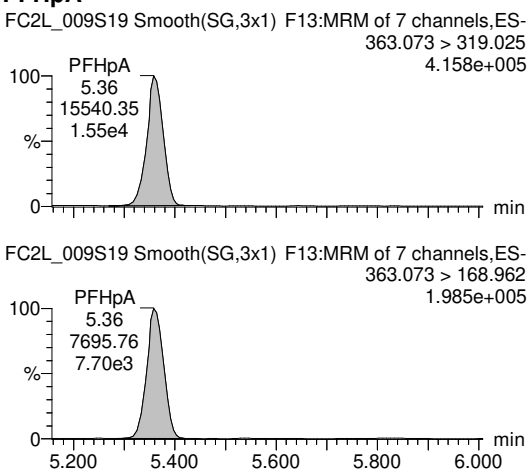

PFOA-I

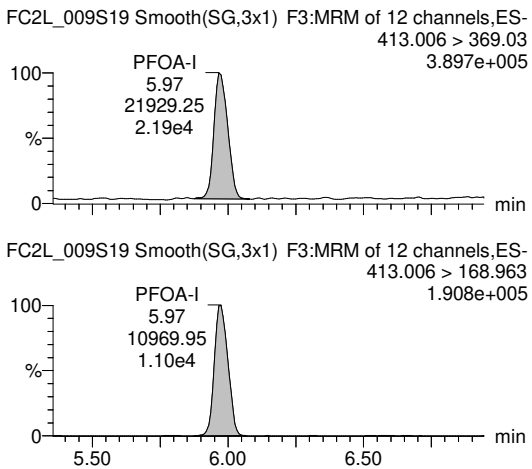

PFOA-II

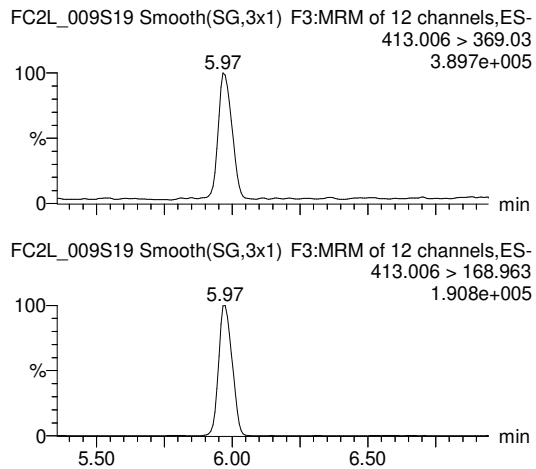

PV by TCH, SV by BRA 14-Jan-22, Conc. & LOD unit = ng for Inst QC, ng/mL for SPM, ng/L for samples

Quantify Sample Report **MassLynx MassLynx V4.1 SCN909**
SGS Axys Analytical Services, Ltd.

Dataset: G:\Masslynx\Inst_L\PFAS\quanfile\FC2L_009-b.qld

Last Altered: Wednesday, January 12, 2022 10:02:34 Pacific Standard Time
Printed: Friday, January 14, 2022 10:04:07 Pacific Standard Time

ID: WG79609-102,i, SPM, Name: FC2L_009S19, Description: 1,WG79609,2/4000uL, Date: 11-Jan-2022, Time: 16:15:55

PFOA-III

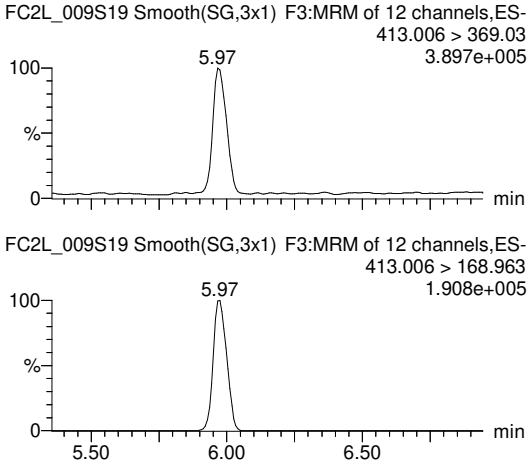

PFOA-IV

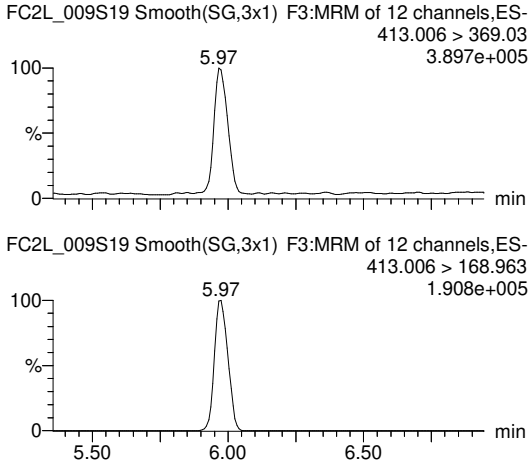

PFOA-SUM

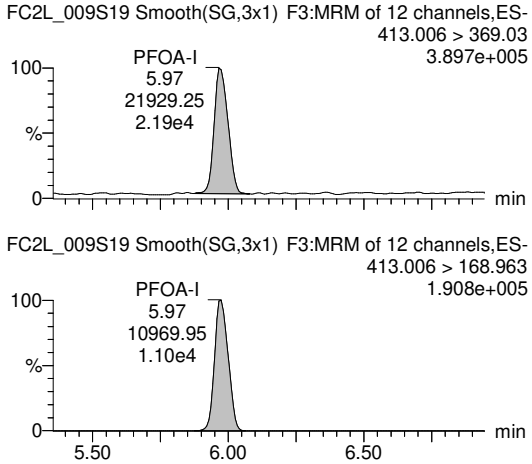

PFOA

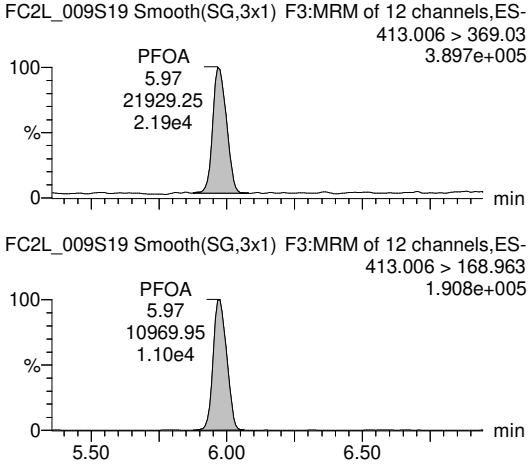

PFNA-I

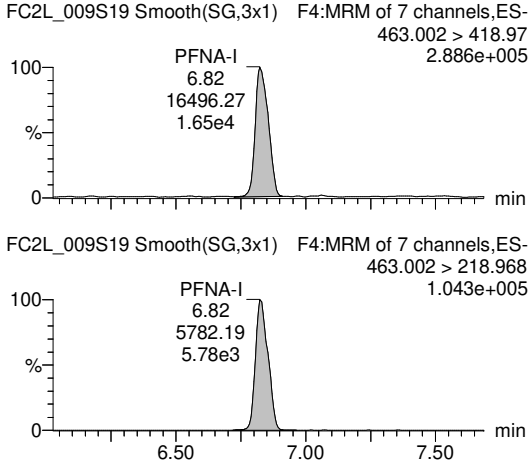

PFNA-II

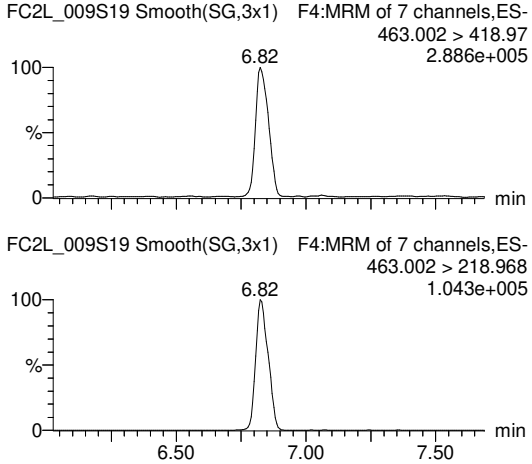

PV by TCH, SV by BRA 14-Jan-22, Conc. & LOD unit = ng for Inst QC, ng/mL for SPM, ng/L for samples

Quantify Sample Report **MassLynx MassLynx V4.1 SCN909**
SGS Axys Analytical Services, Ltd.

Dataset: G:\Masslynx\Inst_L\PFAS\quanfile\FC2L_009-b.qld

Last Altered: Wednesday, January 12, 2022 10:02:34 Pacific Standard Time
Printed: Friday, January 14, 2022 10:04:07 Pacific Standard Time

ID: WG79609-102,i, SPM, Name: FC2L_009S19, Description: 1,WG79609,2/4000uL, Date: 11-Jan-2022, Time: 16:15:55

PFNA-III

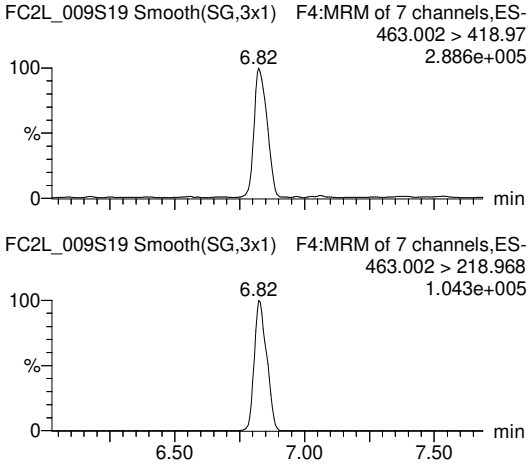

PFNA-SUM

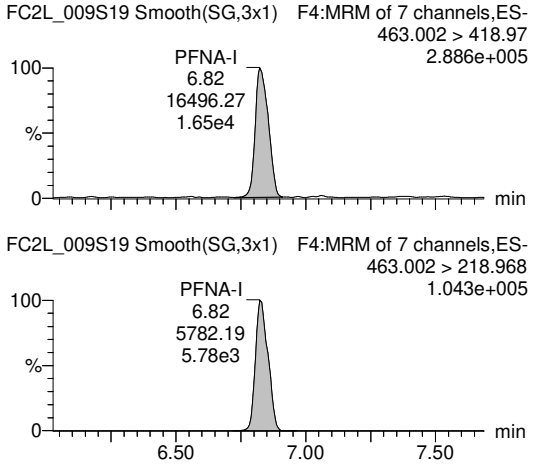

PFNA

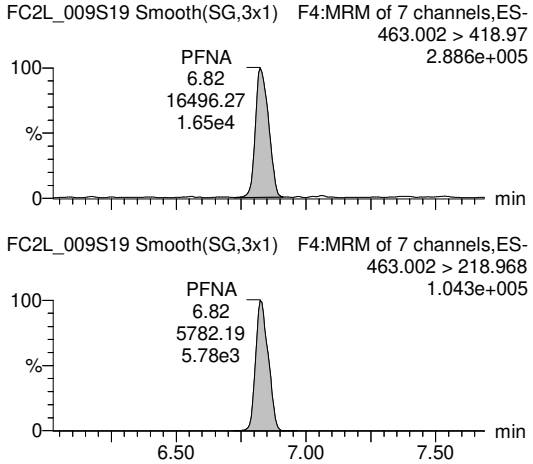

PFDA

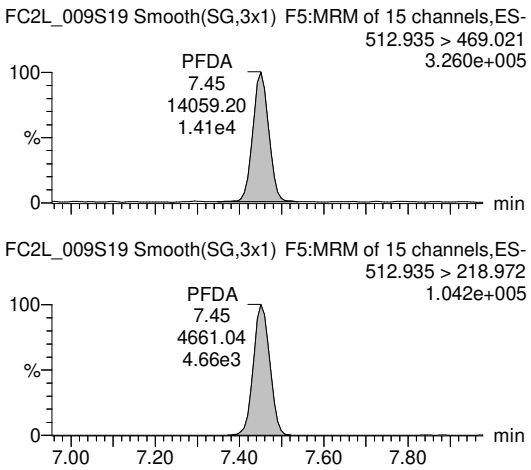

PFUnA

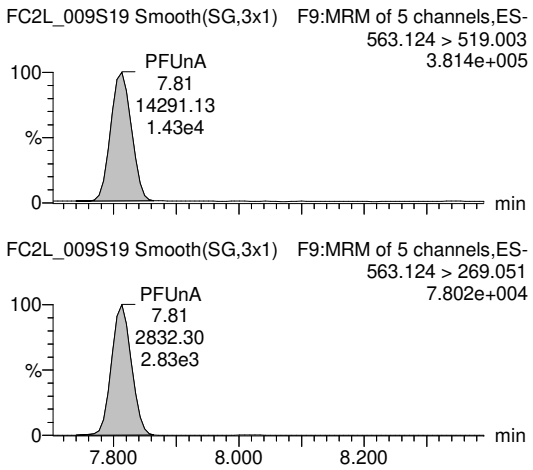

PFDoA

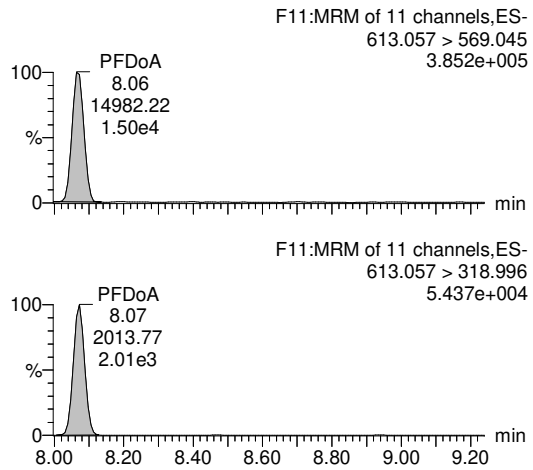

PV by TCH, SV by BRA 14-Jan-22, Conc. & LOD unit = ng for Inst QC, ng/mL for SPM, ng/L for samples

Quantify Sample Report **MassLynx MassLynx V4.1 SCN909**
SGS Axys Analytical Services, Ltd.

Dataset: G:\Masslynx\Inst_L\PFAS\quanfile\FC2L_009-b.qld

Last Altered: Wednesday, January 12, 2022 10:02:34 Pacific Standard Time
Printed: Friday, January 14, 2022 10:04:07 Pacific Standard Time

ID: WG79609-102,i, SPM, Name: FC2L_009S19, Description: 1,WG79609,2/4000uL, Date: 11-Jan-2022, Time: 16:15:55

PFTrDA

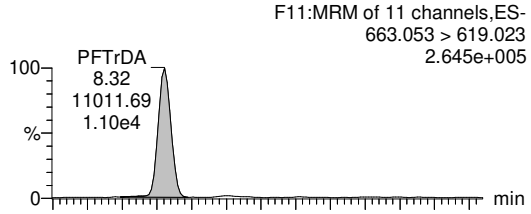

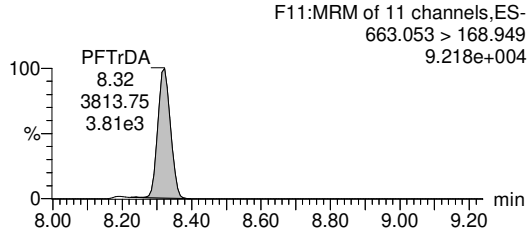

PFTeDA





PFBS

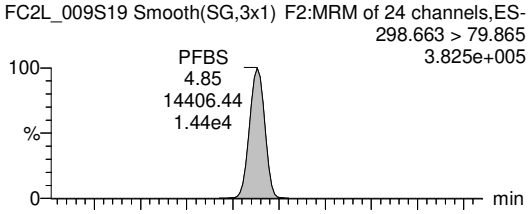

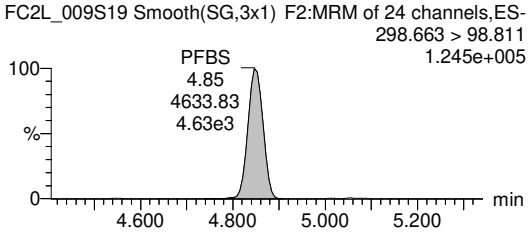

PFPeS

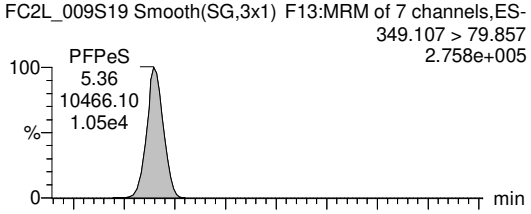

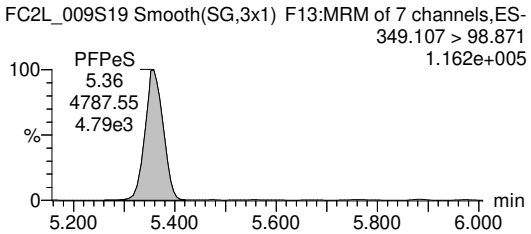

PFHxS-I

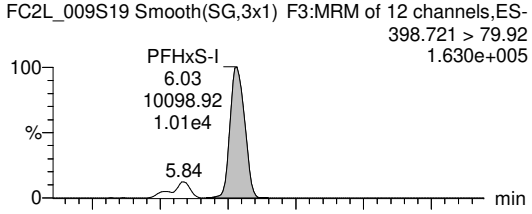

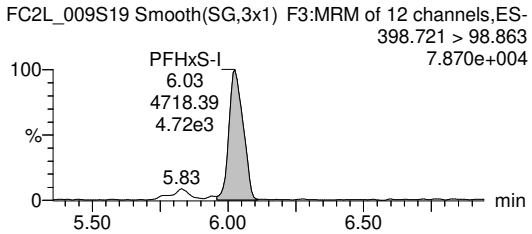

PFHxS-II

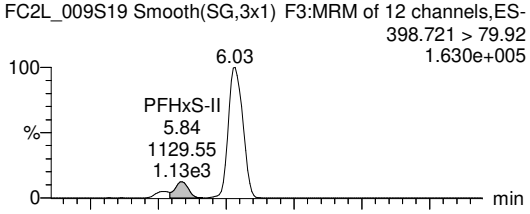

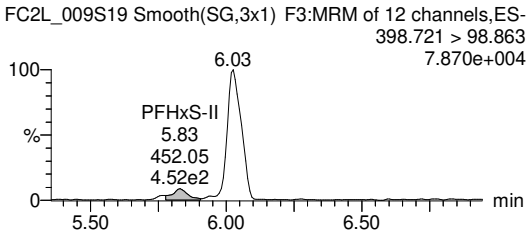

PV by TCH, SV by BRA 14-Jan-22, Conc. & LOD unit = ng for Inst QC, ng/mL for SPM, ng/L for samples

Quantify Sample Report **MassLynx MassLynx V4.1 SCN909**
SGS Axys Analytical Services, Ltd.

Dataset: G:\Masslynx\Inst_L\PFAS\quanfile\FC2L_009-b.qld

Last Altered: Wednesday, January 12, 2022 10:02:34 Pacific Standard Time
Printed: Friday, January 14, 2022 10:04:07 Pacific Standard Time

ID: WG79609-102,i, SPM, Name: FC2L_009S19, Description: 1,WG79609,2/4000uL, Date: 11-Jan-2022, Time: 16:15:55

PFHxS-III

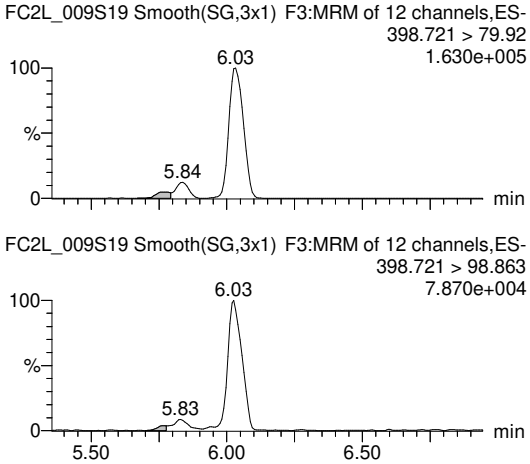

PFHxS-SUM

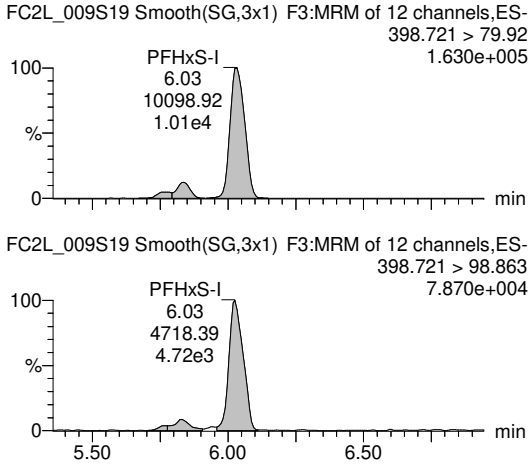

PFHxS

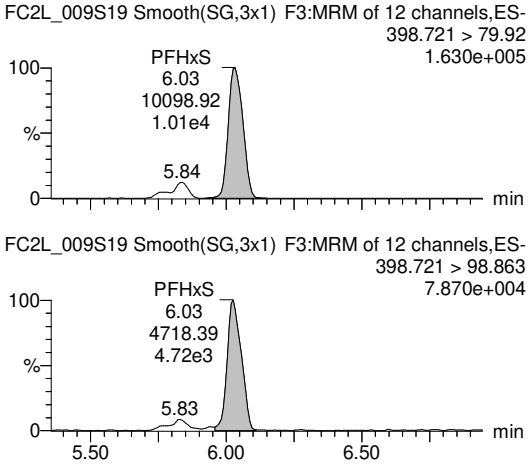

PFHpS

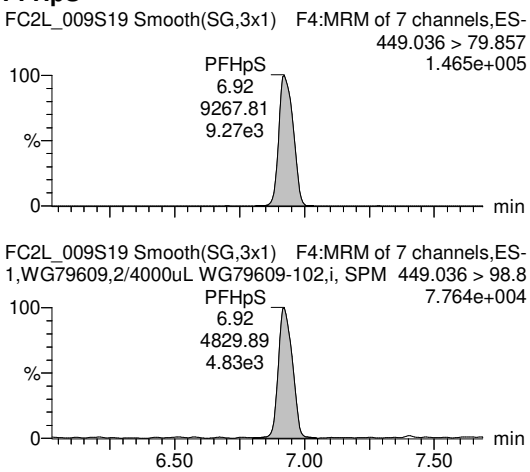

PFOS-I

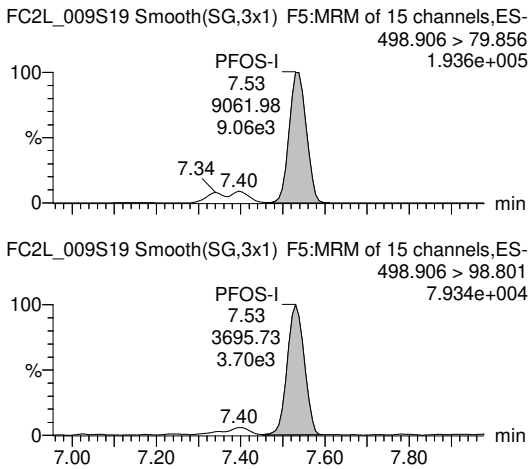

PFOS-II

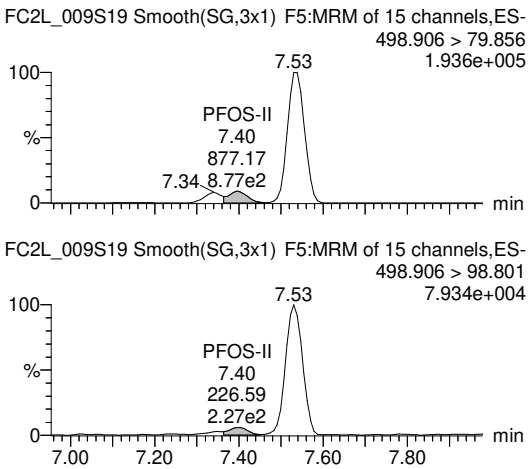

PV by TCH, SV by BRA 14-Jan-22, Conc. & LOD unit = ng for Inst QC, ng/mL for SPM, ng/L for samples

Quantify Sample Report **MassLynx MassLynx V4.1 SCN909**
SGS Axys Analytical Services, Ltd.

Dataset: G:\Masslynx\Inst_L\PFAS\quanfile\FC2L_009-b.qld

Last Altered: Wednesday, January 12, 2022 10:02:34 Pacific Standard Time
Printed: Friday, January 14, 2022 10:04:07 Pacific Standard Time

ID: WG79609-102,i, SPM, Name: FC2L_009S19, Description: 1,WG79609,2/4000uL, Date: 11-Jan-2022, Time: 16:15:55

PFOS-III

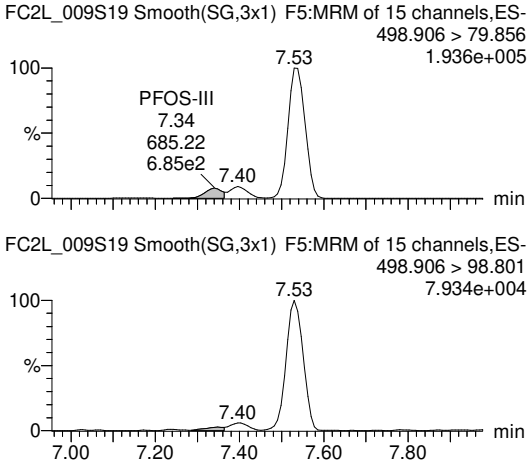

PFOS-IV

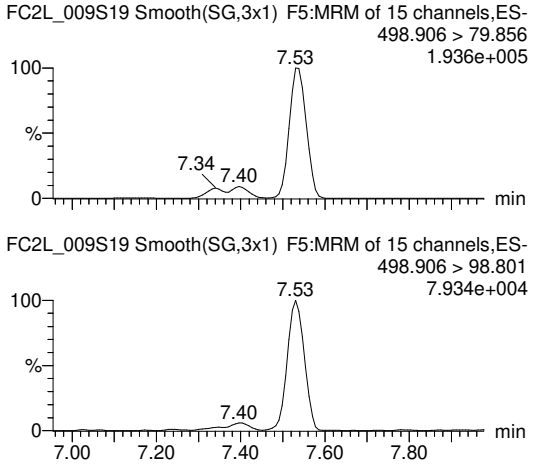

PFOS-SUM

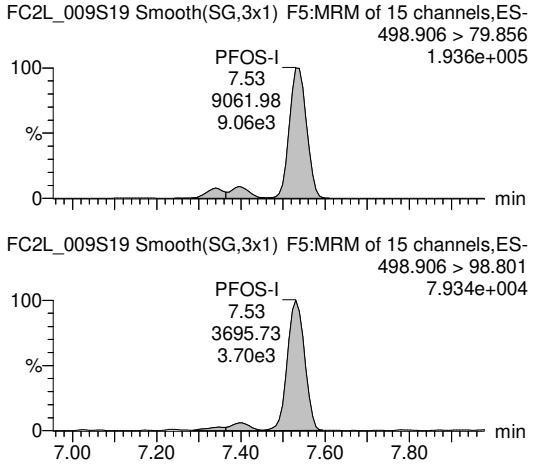

PFOS

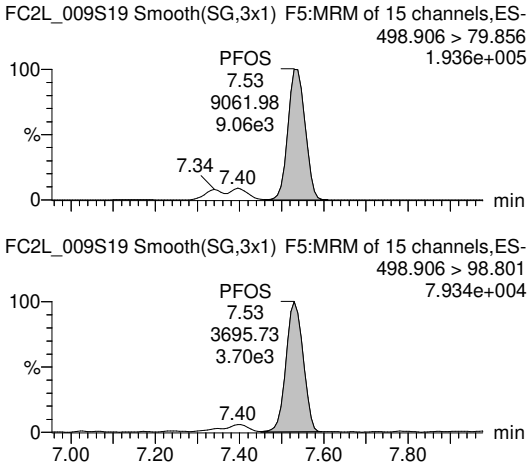

PFNS

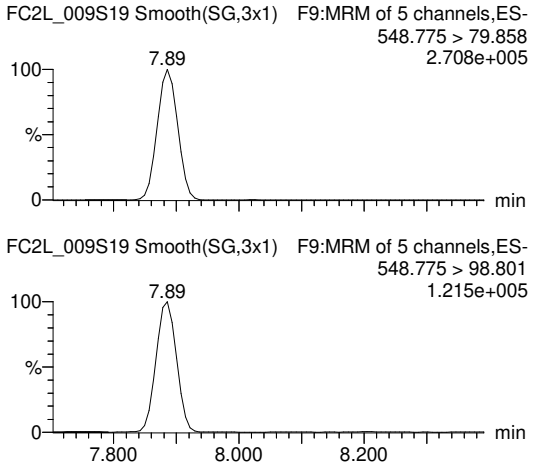

PFDS

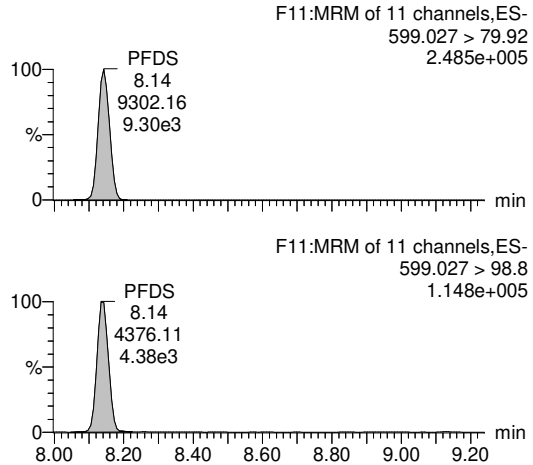

PV by TCH, SV by BRA 14-Jan-22, Conc. & LOD unit = ng for Inst QC, ng/mL for SPM, ng/L for samples

Quantify Sample Report **MassLynx MassLynx V4.1 SCN909**
SGS Axys Analytical Services, Ltd.

Dataset: G:\Masslynx\Inst_L\PFAS\quanfile\FC2L_009-b.qld

Last Altered: Wednesday, January 12, 2022 10:02:34 Pacific Standard Time
Printed: Friday, January 14, 2022 10:04:07 Pacific Standard Time

ID: WG79609-102,i, SPM, Name: FC2L_009S19, Description: 1,WG79609,2/4000uL, Date: 11-Jan-2022, Time: 16:15:55

PFDoS

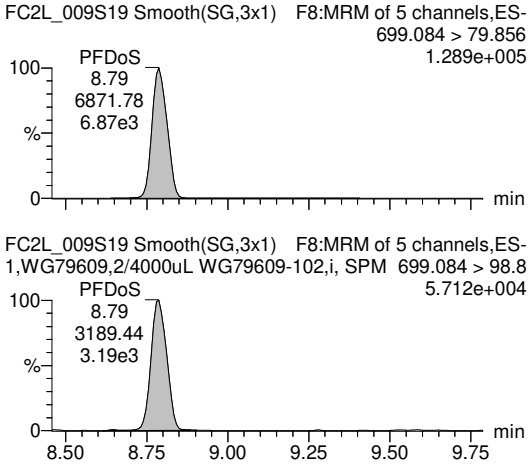

4:2 FTS

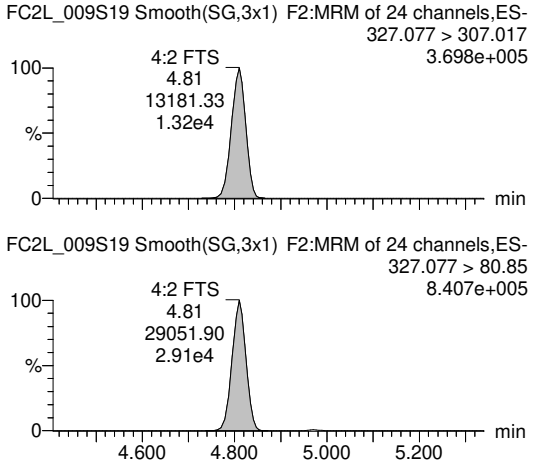

6:2 FTS

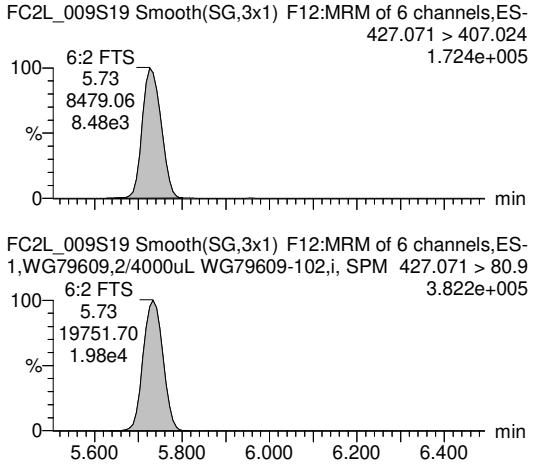

8:2 FTS

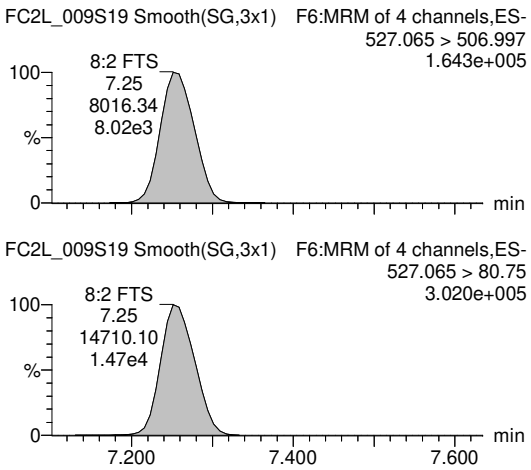

PFOSA-I

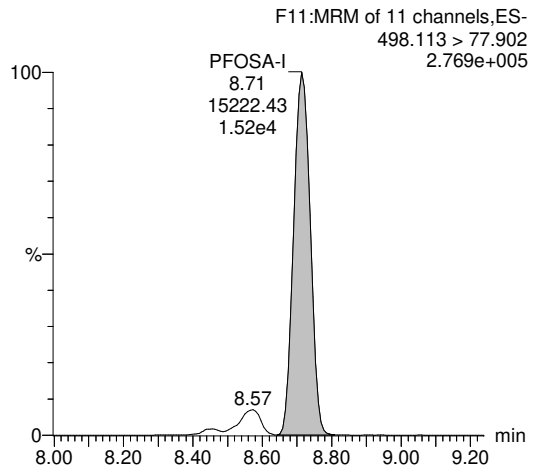

PFOSA-II

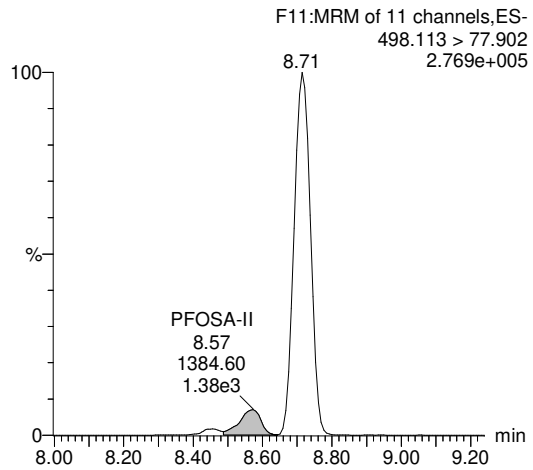

PV by TCH, SV by BRA 14-Jan-22, Conc. & LOD unit = ng for Inst QC, ng/mL for SPM, ng/L for samples

Quantify Sample Report **MassLynx MassLynx V4.1 SCN909**
SGS Axys Analytical Services, Ltd.

Dataset: G:\Masslynx\Inst_L\PFAS\quanfile\FC2L_009-b.qld

Last Altered: Wednesday, January 12, 2022 10:02:34 Pacific Standard Time
Printed: Friday, January 14, 2022 10:04:07 Pacific Standard Time

ID: WG79609-102,i, SPM, Name: FC2L_009S19, Description: 1,WG79609,2/4000uL, Date: 11-Jan-2022, Time: 16:15:55

PFOSA-SUM

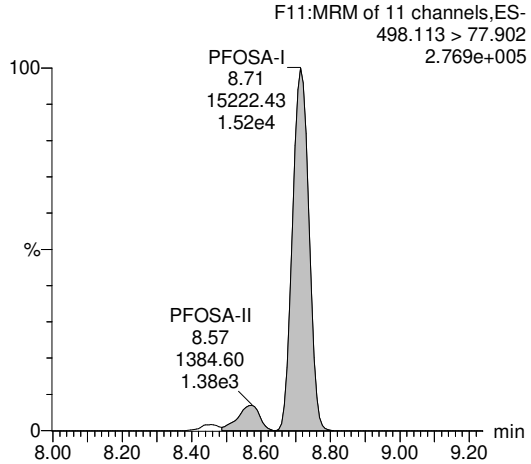

PFOSA

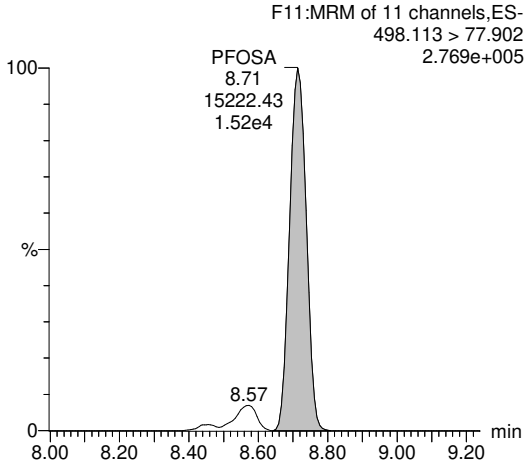

N-MeFOSA-I

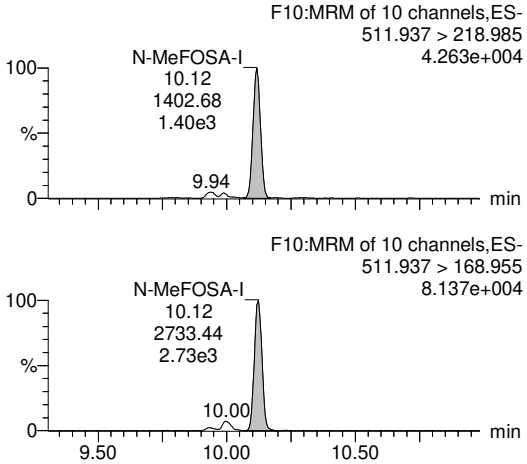

N-MeFOSA-II

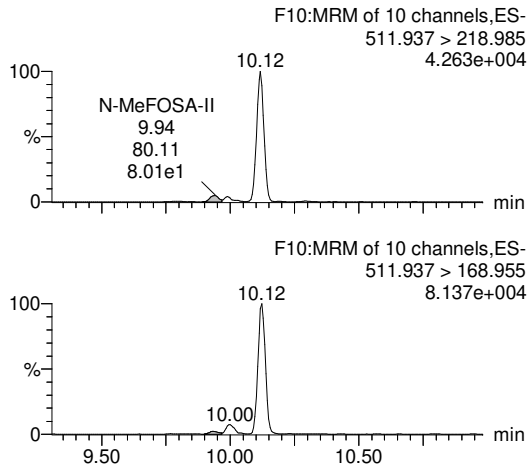

N-MeFOSA-SUM

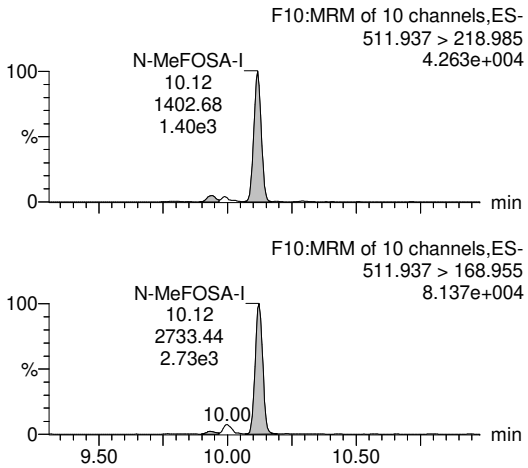

N-MeFOSA

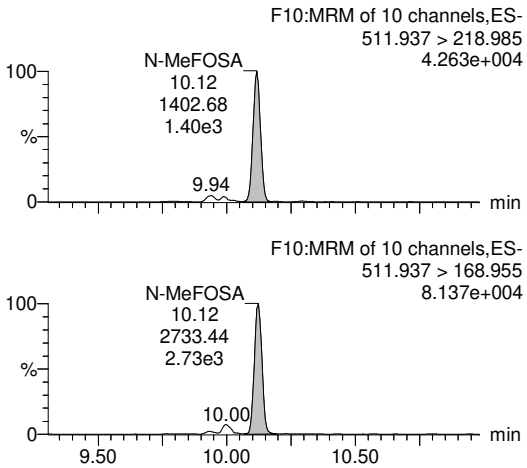

PV by TCH, SV by BRA 14-Jan-22, Conc. & LOD unit = ng for Inst QC, ng/mL for SPM, ng/L for samples

Quantify Sample Report **MassLynx MassLynx V4.1 SCN909**
SGS Axys Analytical Services, Ltd.

Dataset: G:\Masslynx\Inst_L\PFAS\quanfile\FC2L_009-b.qld

Last Altered: Wednesday, January 12, 2022 10:02:34 Pacific Standard Time
Printed: Friday, January 14, 2022 10:04:07 Pacific Standard Time

ID: WG79609-102,i, SPM, Name: FC2L_009S19, Description: 1,WG79609,2/4000uL, Date: 11-Jan-2022, Time: 16:15:55

N-EtFOSA-I

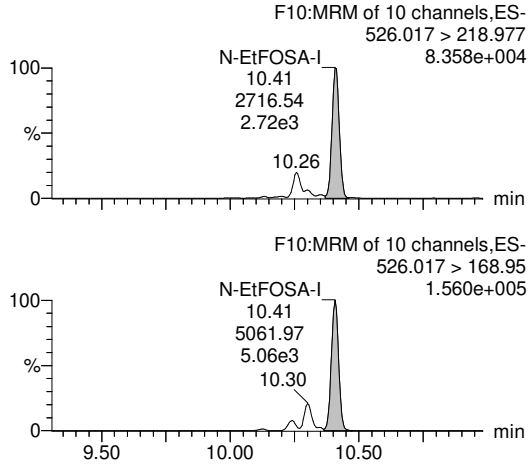

N-EtFOSA-II

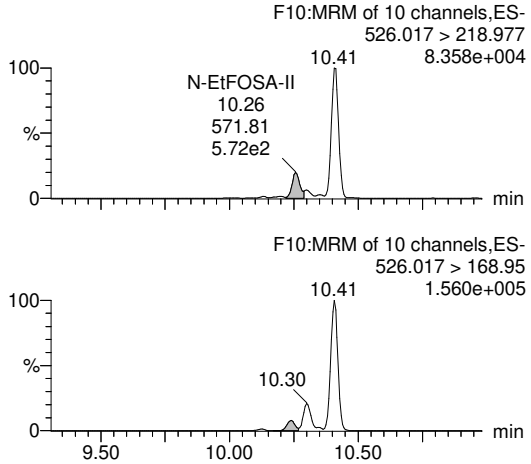

N-EtFOSA-SUM

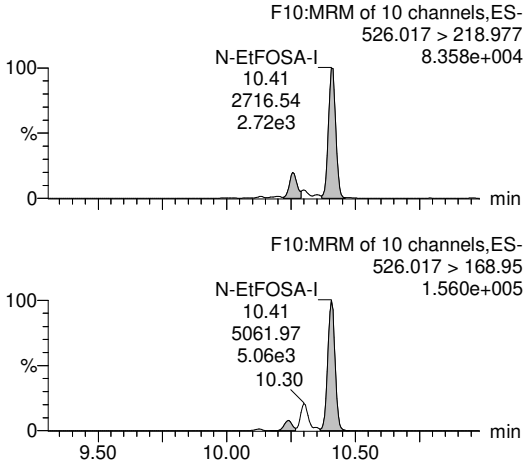

N-EtFOSA

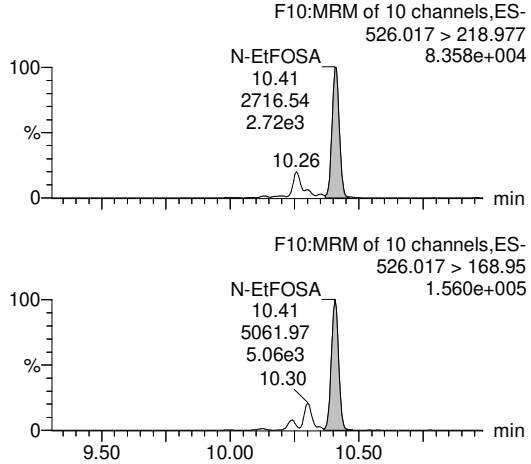

MeFOSAA-I

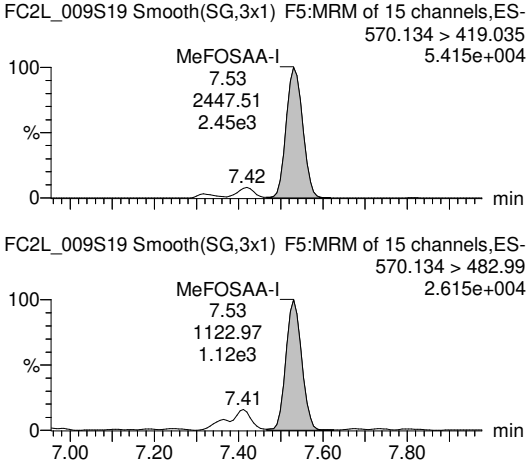

MeFOSAA-II

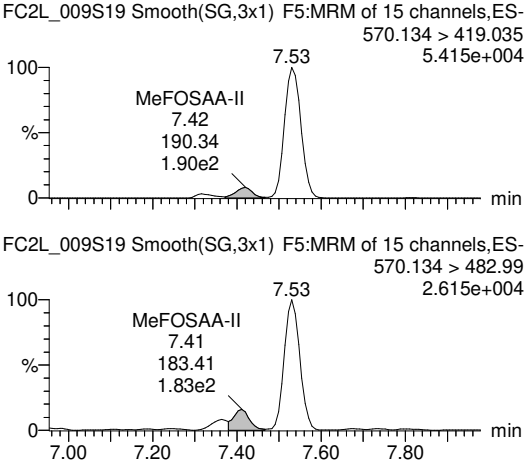

PV by TCH, SV by BRA 14-Jan-22, Conc. & LOD unit = ng for Inst QC, ng/mL for SPM, ng/L for samples

Quantify Sample Report **MassLynx MassLynx V4.1 SCN909**
SGS Axys Analytical Services, Ltd.

Dataset: G:\Masslynx\Inst_L\PFAS\quanfile\FC2L_009-b.qld

Last Altered: Wednesday, January 12, 2022 10:02:34 Pacific Standard Time
Printed: Friday, January 14, 2022 10:04:07 Pacific Standard Time

ID: WG79609-102,i, SPM, Name: FC2L_009S19, Description: 1,WG79609,2/4000uL, Date: 11-Jan-2022, Time: 16:15:55

MeFOSAA-III

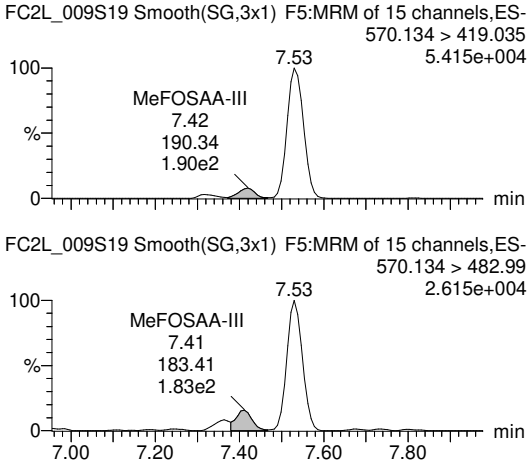

MeFOSAA-SUM

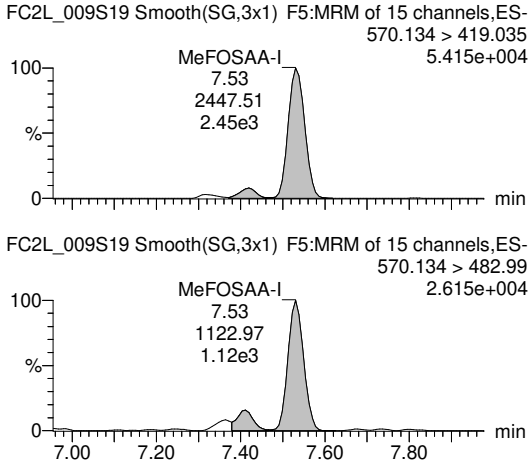

MeFOSAA

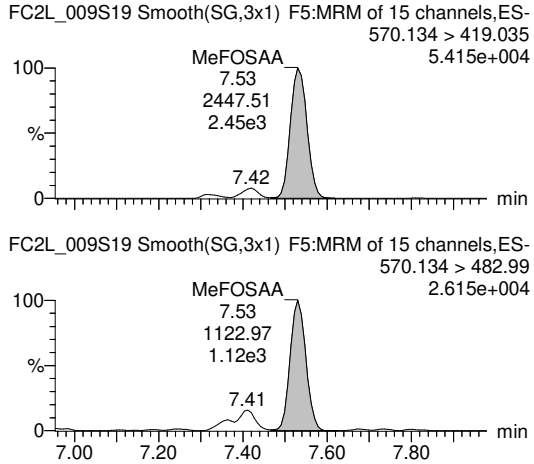

EtFOSAA-I

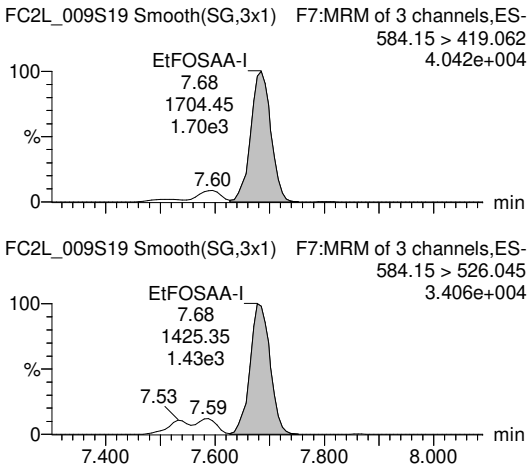

EtFOSAA-II

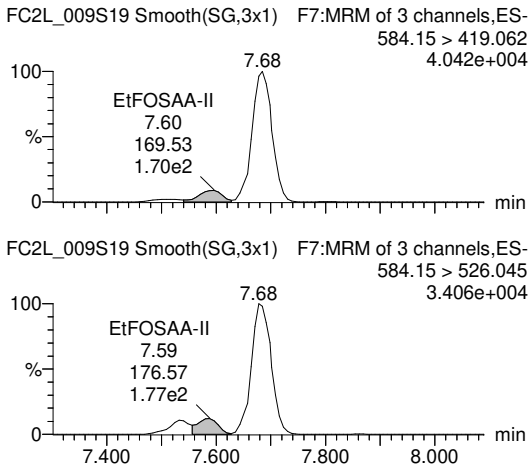

EtFOSAA-III

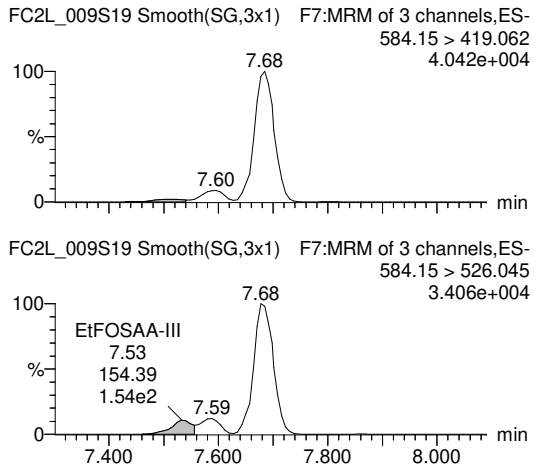

PV by TCH, SV by BRA 14-Jan-22, Conc. & LOD unit = ng for Inst QC, ng/mL for SPM, ng/L for samples

Quantify Sample Report **MassLynx MassLynx V4.1 SCN909**
SGS Axys Analytical Services, Ltd.

Dataset: G:\Masslynx\Inst_L\PFAS\quanfile\FC2L_009-b.qld

Last Altered: Wednesday, January 12, 2022 10:02:34 Pacific Standard Time
Printed: Friday, January 14, 2022 10:04:07 Pacific Standard Time

ID: WG79609-102,i, SPM, Name: FC2L_009S19, Description: 1,WG79609,2/4000uL, Date: 11-Jan-2022, Time: 16:15:55

EtFOSAA-SUM

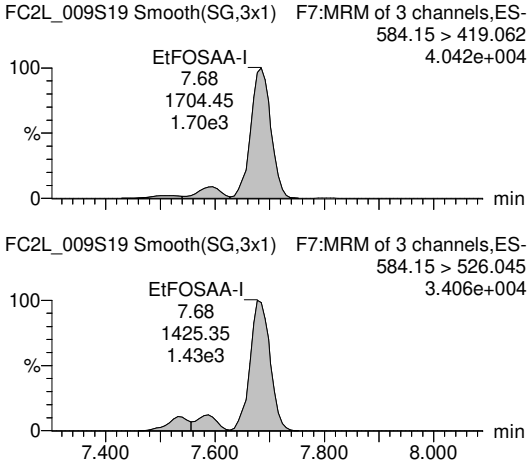

EtFOSAA

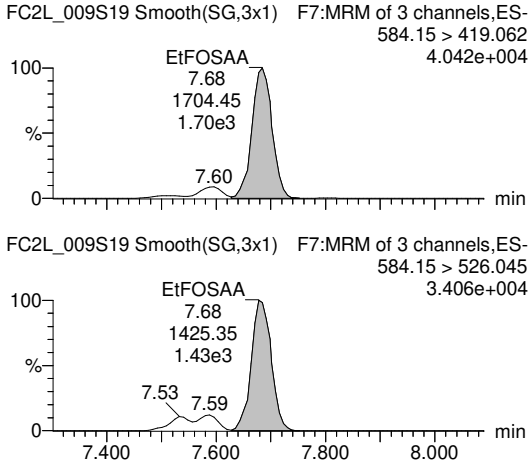

N-MeFOSE-I

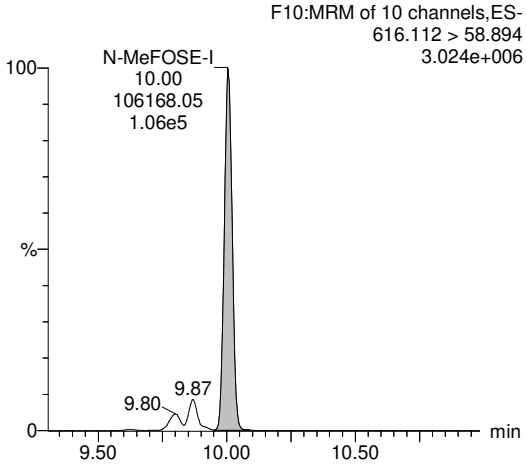

N-MeFOSE-II

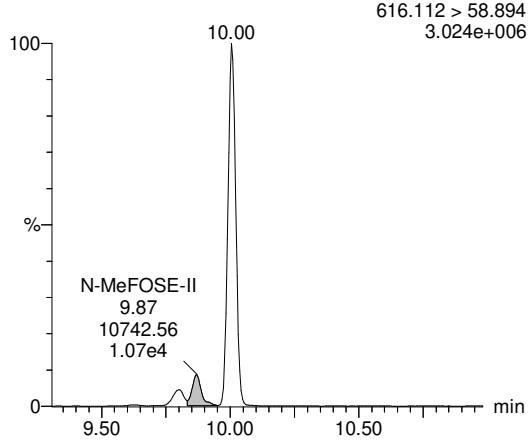

N-MeFOSE-III

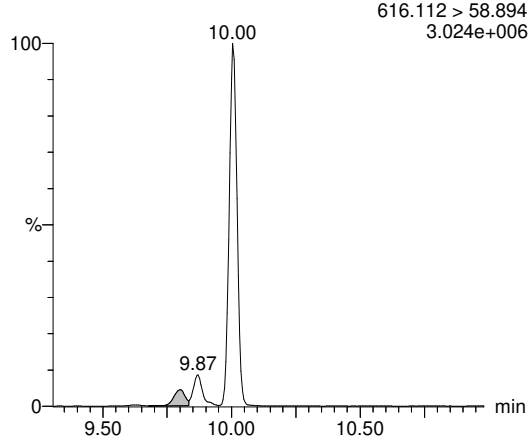

N-MeFOSE-SUM

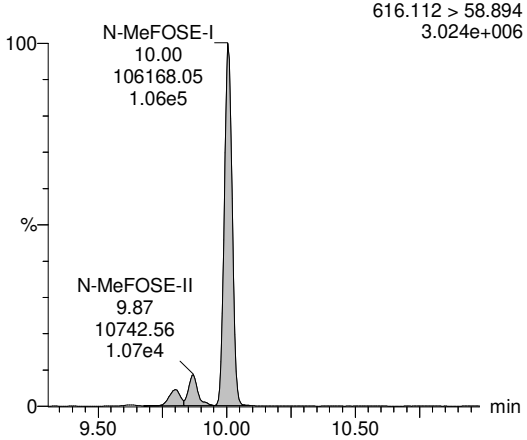

PV by TCH, SV by BRA 14-Jan-22, Conc. & LOD unit = ng for Inst QC, ng/mL for SPM, ng/L for samples

Quantify Sample Report **MassLynx MassLynx V4.1 SCN909**
SGS Axys Analytical Services, Ltd.

Dataset: G:\Masslynx\Inst_L\PFAS\quanfile\FC2L_009-b.qld

Last Altered: Wednesday, January 12, 2022 10:02:34 Pacific Standard Time
Printed: Friday, January 14, 2022 10:04:07 Pacific Standard Time

ID: WG79609-102,i, SPM, Name: FC2L_009S19, Description: 1,WG79609,2/4000uL, Date: 11-Jan-2022, Time: 16:15:55

N-MeFOSE

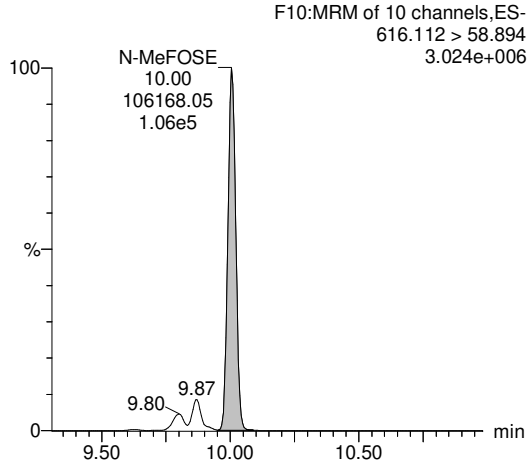

N-EtFOSE-I

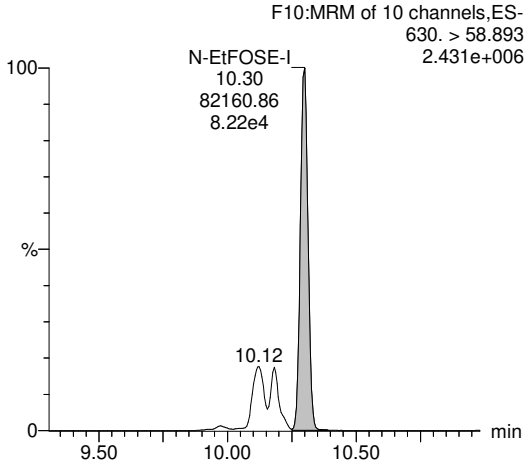

N-EtFOSE-II

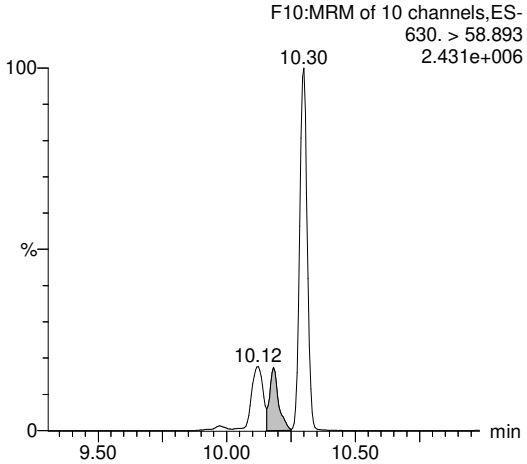

N-EtFOSE-III

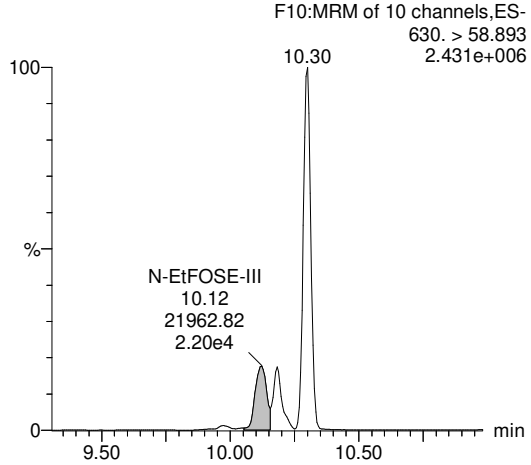

N-EtFOSE-SUM

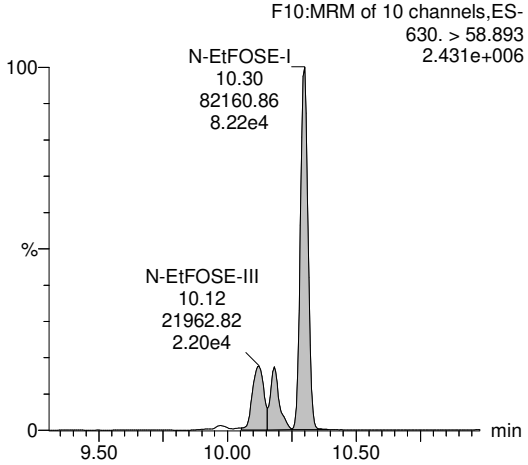

N-EtFOSE

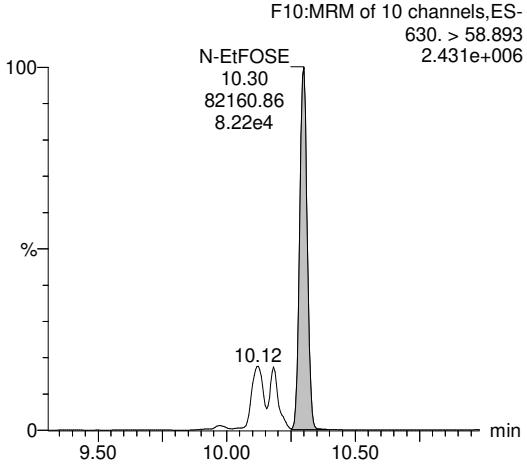

PV by TCH, SV by BRA 14-Jan-22, Conc. & LOD unit = ng for Inst QC, ng/mL for SPM, ng/L for samples

Quantify Sample Report **MassLynx MassLynx V4.1 SCN909**
SGS Axys Analytical Services, Ltd.

Dataset: G:\Masslynx\Inst_L\PFAS\quanfile\FC2L_009-b.qld

Last Altered: Wednesday, January 12, 2022 10:02:34 Pacific Standard Time
Printed: Friday, January 14, 2022 10:04:07 Pacific Standard Time

ID: WG79609-102,i, SPM, Name: FC2L_009S19, Description: 1,WG79609,2/4000uL, Date: 11-Jan-2022, Time: 16:15:55

HFPO-DA

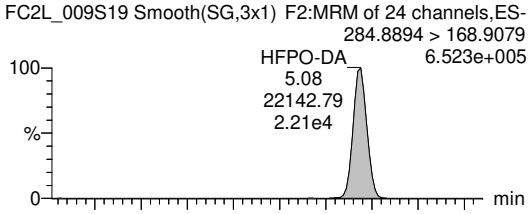

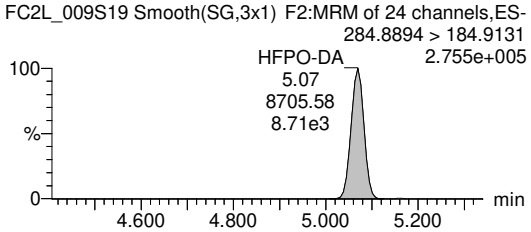

ADONA

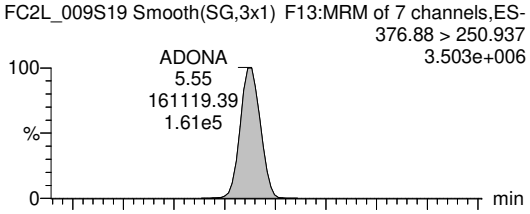

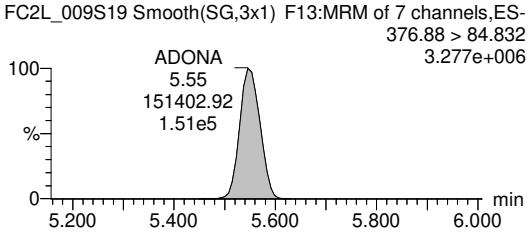

9Cl-PF3ONS





11Cl-PF3OUdS

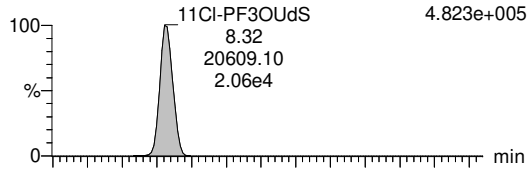

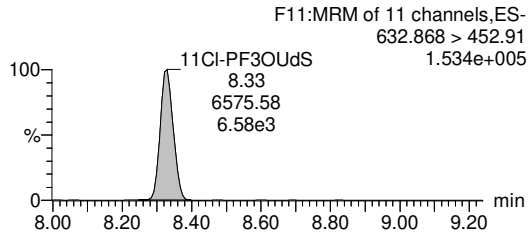

3:3 FTCA

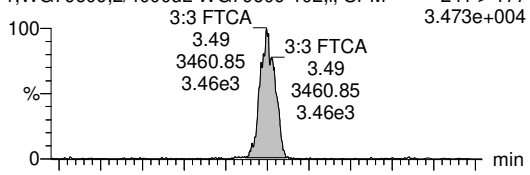

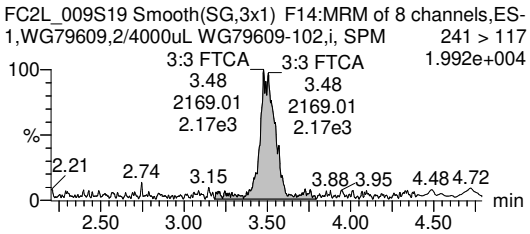

5:3 FTCA





PV by TCH, SV by BRA 14-Jan-22, Conc. & LOD unit = ng for Inst QC, ng/mL for SPM, ng/L for samples

Quantify Sample Report **MassLynx MassLynx V4.1 SCN909**
SGS Axys Analytical Services, Ltd.

Dataset: G:\Masslynx\Inst_L\PFAS\quanfile\FC2L_009-b.qld

Last Altered: Wednesday, January 12, 2022 10:02:34 Pacific Standard Time
Printed: Friday, January 14, 2022 10:04:07 Pacific Standard Time

ID: WG79609-102,i, SPM, Name: FC2L_009S19, Description: 1,WG79609,2/4000uL, Date: 11-Jan-2022, Time: 16:15:55

7:3 FTCA

FC2L_009S19 Smooth(SG,3x1) F3:MRM of 12 channels,ES-
1,WG79609,2/4000uL WG79609-102,i, SPM 441 > 316.9
2.602e+005

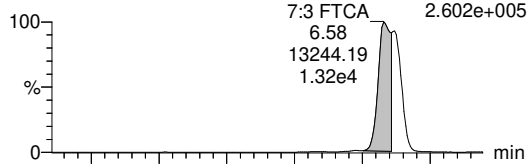

FC2L_009S19 Smooth(SG,3x1) F3:MRM of 12 channels,ES-
1,WG79609,2/4000uL WG79609-102,i, SPM 441 > 336.9
3.757e+005

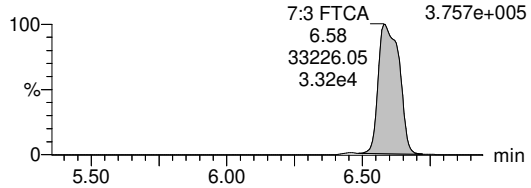

PFEESA

FC2L_009S19 Smooth(SG,3x1) F2:MRM of 24 channels,ES-
1,WG79609,2/4000uL WG79609-102,i, SPM 314.8 > 134.9
1.014e+006

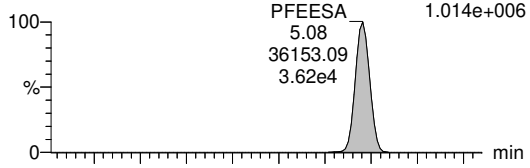

FC2L_009S19 Smooth(SG,3x1) F2:MRM of 24 channels,ES-
1,WG79609,2/4000uL WG79609-102,i, SPM 314.8 > 82.9
1.156e+005

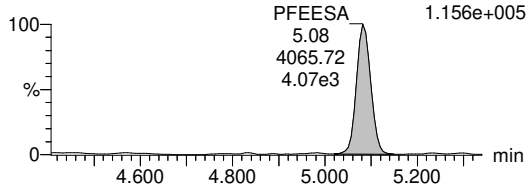

PFMPA

FC2L_009S19 Smooth(SG,5x1) F14:MRM of 8 channels,ES-
1,WG79609,2/4000uL WG79609-102,i, SPM 229.013 > 84.9
4.024e+005

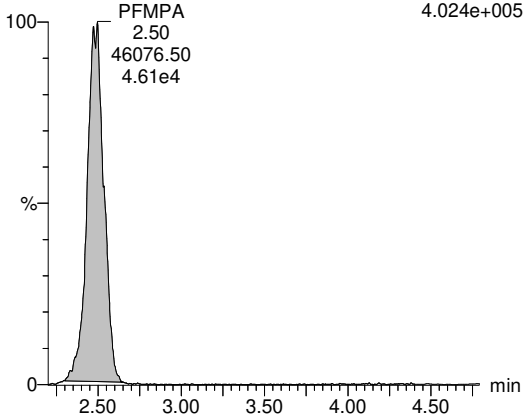

PFMBA

FC2L_009S19 Smooth(SG,3x1) F14:MRM of 8 channels,ES-
1,WG79609,2/4000uL WG79609-102,i, SPM 279 > 85.1
8.176e+005

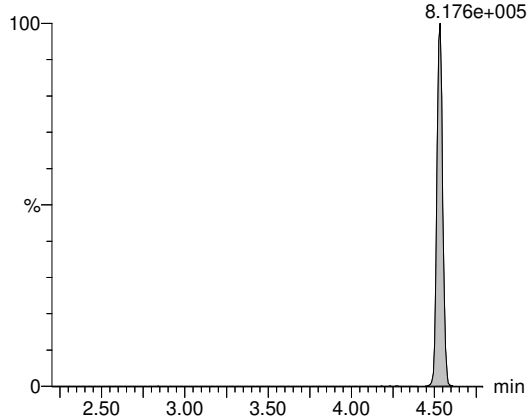

NFDHA

FC2L_009S19 Smooth(SG,3x1) F2:MRM of 24 channels,ES-
1,WG79609,2/4000uL WG79609-102,i, SPM 295 > 201
1.179e+004

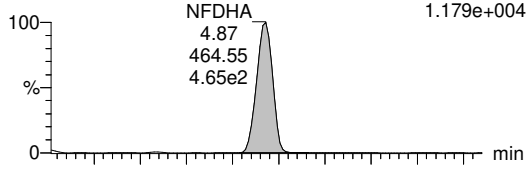

FC2L_009S19 Smooth(SG,3x1) F2:MRM of 24 channels,ES-
1,WG79609,2/4000uL WG79609-102,i, SPM 295 > 84.9
2.697e+004

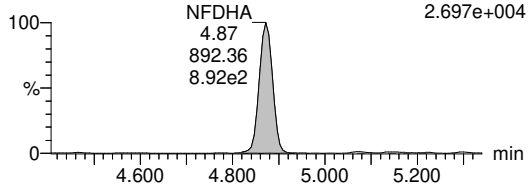

13C4-PFBA

FC2L_009S19 Smooth(SG,3x1) F1:MRM of 3 channels,ES-
216.776 > 171.928
2.011e+006

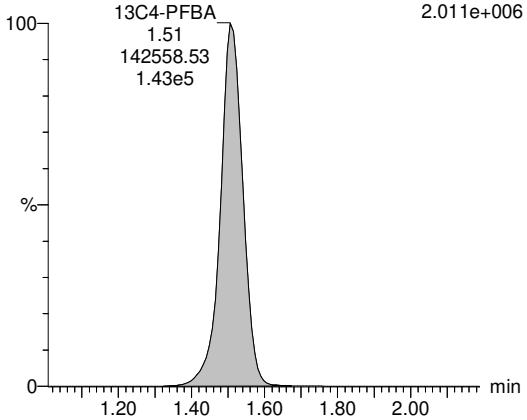

PV by TCH, SV by BRA 14-Jan-22, Conc. & LOD unit = ng for Inst QC, ng/mL for SPM, ng/L for samples

Quantify Sample Report **MassLynx MassLynx V4.1 SCN909**
SGS Axys Analytical Services, Ltd.

Dataset: G:\Masslynx\Inst_L\PFAS\quanfile\FC2L_009-b.qld

Last Altered: Wednesday, January 12, 2022 10:02:34 Pacific Standard Time
Printed: Friday, January 14, 2022 10:04:07 Pacific Standard Time

ID: WG79609-102,i, SPM, Name: FC2L_009S19, Description: 1,WG79609,2/4000uL, Date: 11-Jan-2022, Time: 16:15:55

13C5-PFPeA

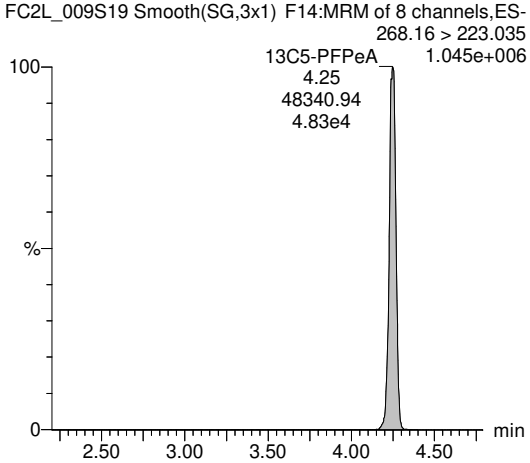

13C5-PFHxA

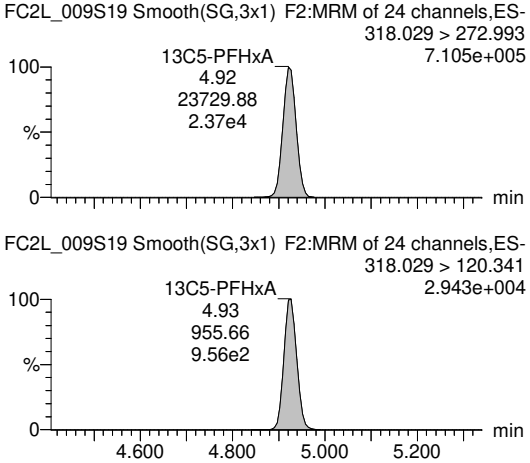

13C4-PFHpA

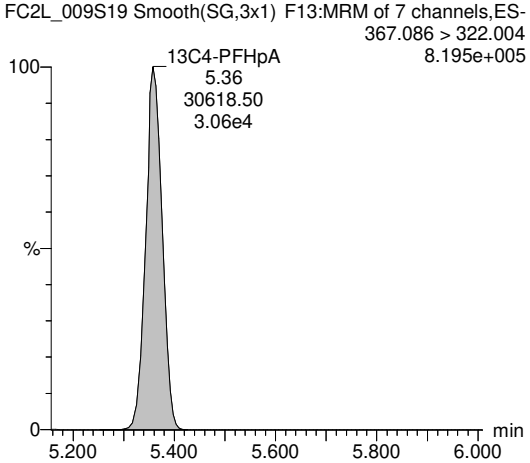

13C8-PFOA

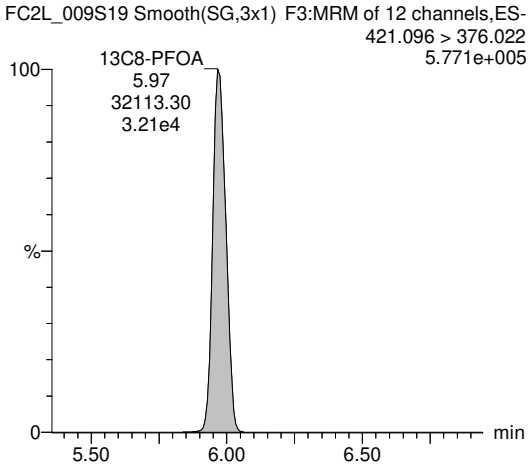

13C9-PFNA

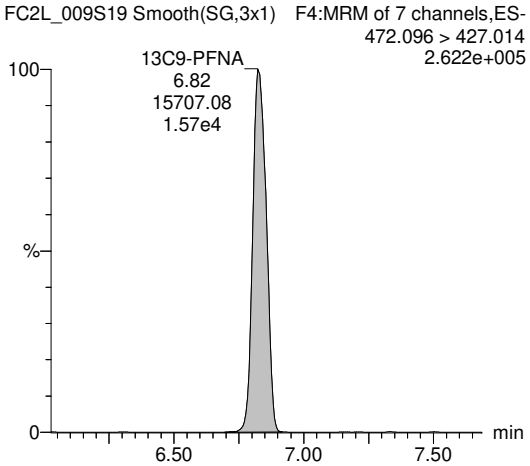

13C6-PFDA

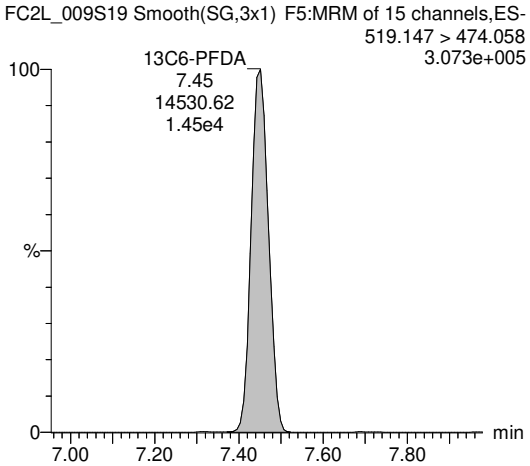

PV by TCH, SV by BRA 14-Jan-22, Conc. & LOD unit = ng for Inst QC, ng/mL for SPM, ng/L for samples

Quantify Sample Report **MassLynx MassLynx V4.1 SCN909**
SGS Axys Analytical Services, Ltd.

Dataset: G:\Masslynx\Inst_L\PFAS\quanfile\FC2L_009-b.qld

Last Altered: Wednesday, January 12, 2022 10:02:34 Pacific Standard Time
Printed: Friday, January 14, 2022 10:04:07 Pacific Standard Time

ID: WG79609-102,i, SPM, Name: FC2L_009S19, Description: 1,WG79609,2/4000uL, Date: 11-Jan-2022, Time: 16:15:55

13C7-PFUnA

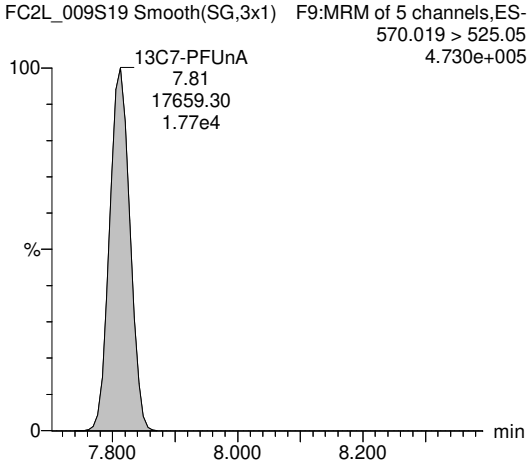

13C2-PFDoA

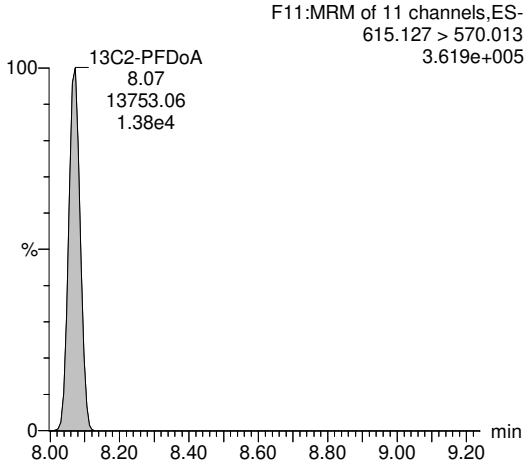

13C2-PFTeDA

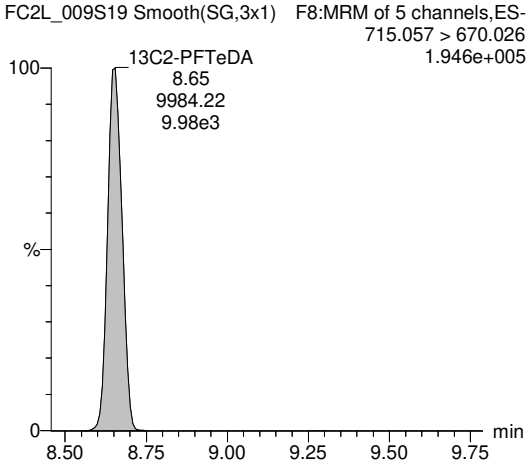

13C3-PFBS

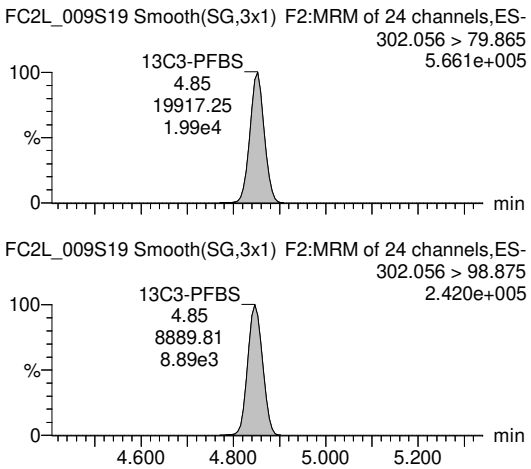

13C3-PFHxS

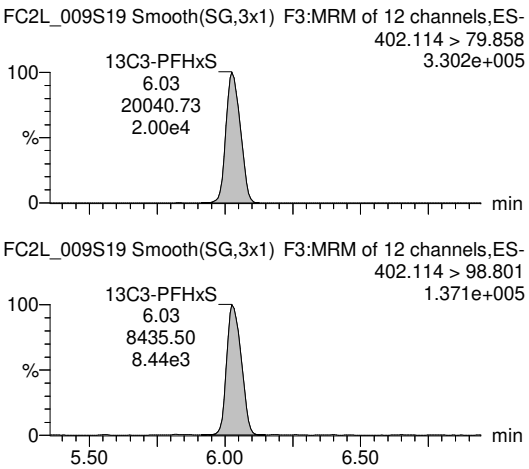

13C8-PFOS

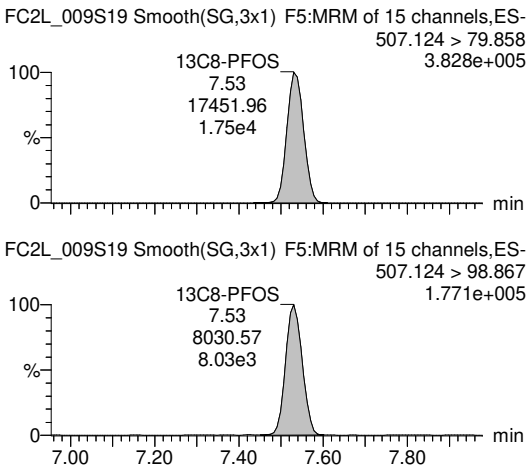

PV by TCH, SV by BRA 14-Jan-22, Conc. & LOD unit = ng for Inst QC, ng/mL for SPM, ng/L for samples

Quantify Sample Report **MassLynx MassLynx V4.1 SCN909**
SGS Axys Analytical Services, Ltd.

Dataset: G:\Masslynx\Inst_L\PFAS\quanfile\FC2L_009-b.qld

Last Altered: Wednesday, January 12, 2022 10:02:34 Pacific Standard Time
Printed: Friday, January 14, 2022 10:04:07 Pacific Standard Time

ID: WG79609-102,i, SPM, Name: FC2L_009S19, Description: 1,WG79609,2/4000uL, Date: 11-Jan-2022, Time: 16:15:55

13C2-4:2 FTS

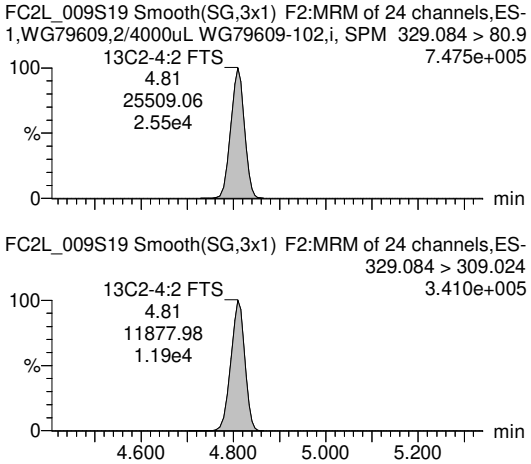

13C2-6:2 FTS

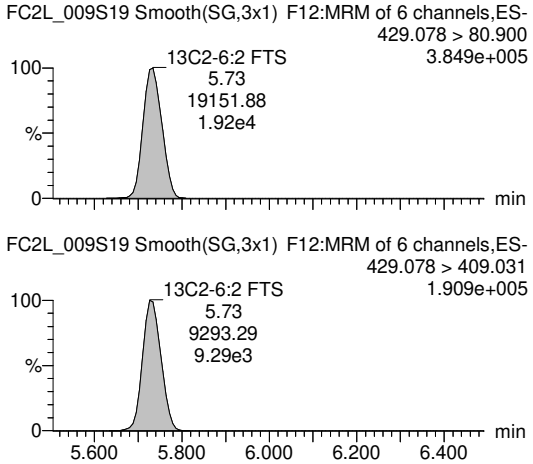

13C2-8:2 FTS

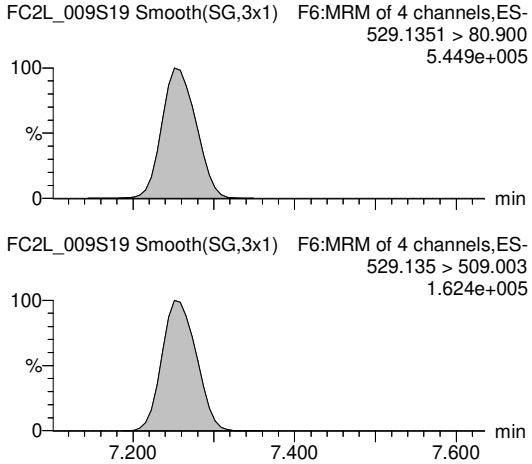

13C8-PFOSA

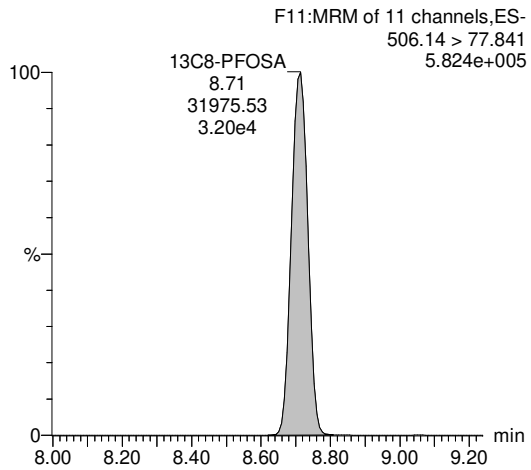

D3-N-MeFOSA

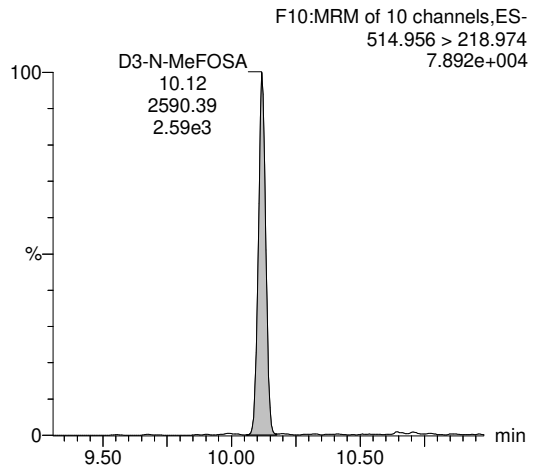

D5-N-EtFOSA

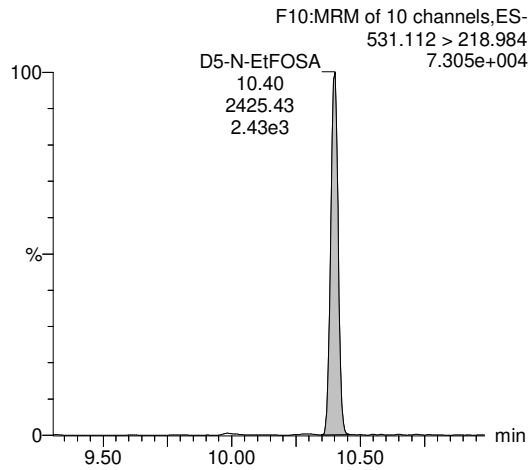

PV by TCH, SV by BRA 14-Jan-22, Conc. & LOD unit = ng for Inst QC, ng/mL for SPM, ng/L for samples

Quantify Sample Report **MassLynx MassLynx V4.1 SCN909**
SGS Axys Analytical Services, Ltd.

Dataset: G:\Masslynx\Inst_L\PFAS\quanfile\FC2L_009-b.qld

Last Altered: Wednesday, January 12, 2022 10:02:34 Pacific Standard Time
Printed: Friday, January 14, 2022 10:04:07 Pacific Standard Time

ID: WG79609-102,i, SPM, Name: FC2L_009S19, Description: 1,WG79609,2/4000uL, Date: 11-Jan-2022, Time: 16:15:55

D3-MeFOSAA

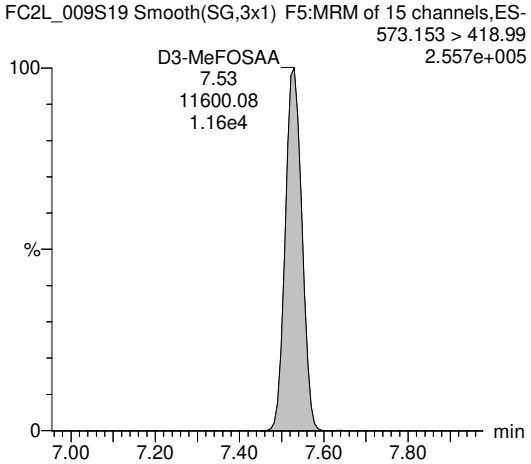

D5-EtFOSAA

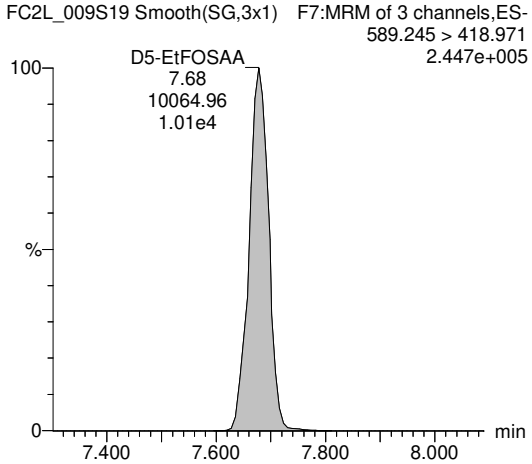

D7-N-MeFOSE

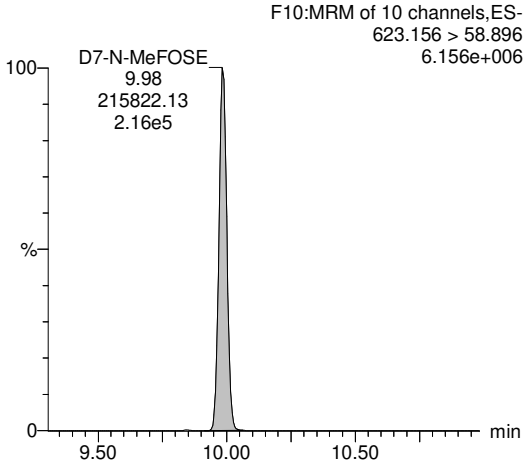

D9-N-EtFOSE

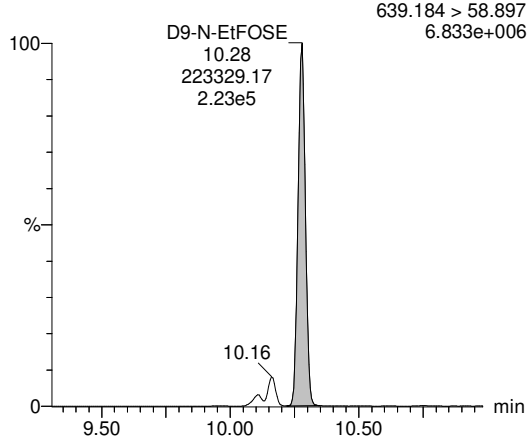

13C3-HFPO-DA

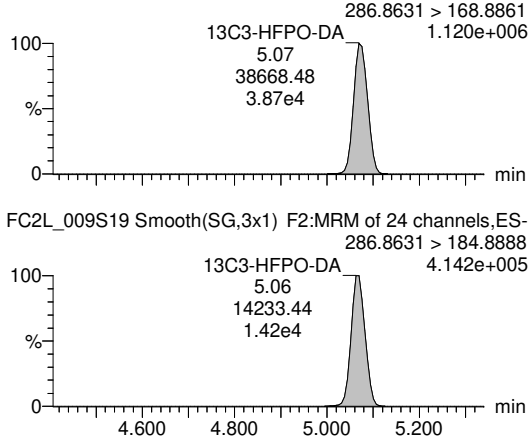

13C3-PFBA

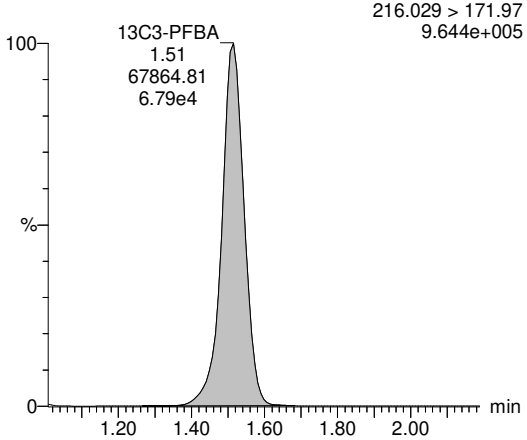

PV by TCH, SV by BRA 14-Jan-22, Conc. & LOD unit = ng for Inst QC, ng/mL for SPM, ng/L for samples

Quantify Sample Report **MassLynx MassLynx V4.1 SCN909**
SGS Axys Analytical Services, Ltd.

Dataset: G:\Masslynx\Inst_L\PFAS\quanfile\FC2L_009-b.qld

Last Altered: Wednesday, January 12, 2022 10:02:34 Pacific Standard Time
Printed: Friday, January 14, 2022 10:04:07 Pacific Standard Time

ID: WG79609-102,i, SPM, Name: FC2L_009S19, Description: 1,WG79609,2/4000uL, Date: 11-Jan-2022, Time: 16:15:55

13C2-PFHxA

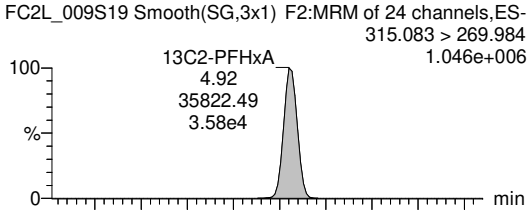

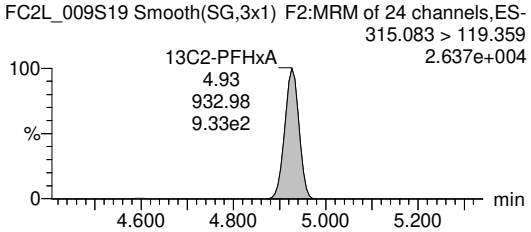

13C4-PFOA

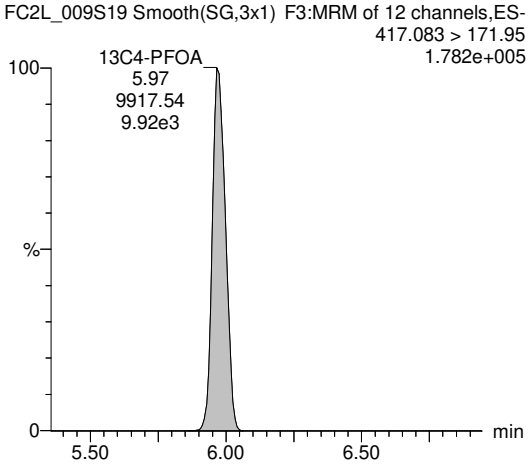

13C5-PFNA

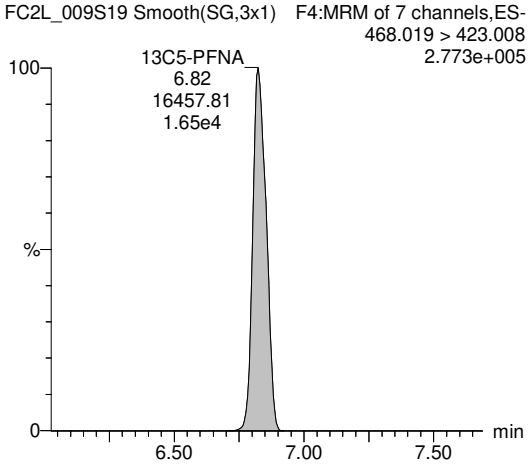

13C2-PFDA

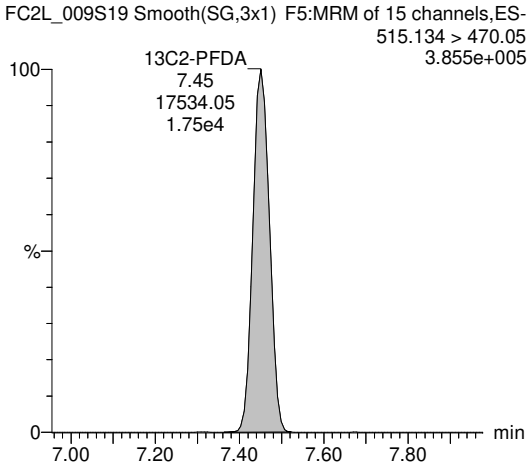

18O2-PFHxS

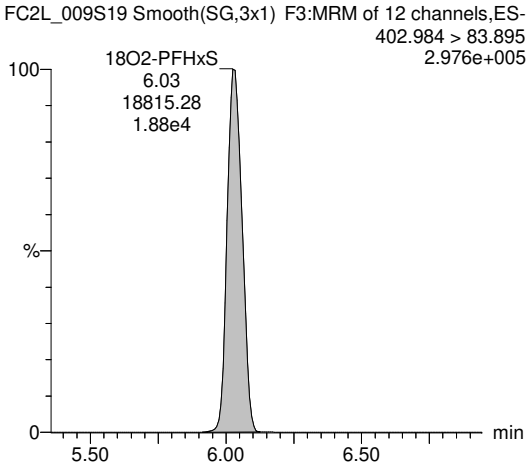

13C4-PFOS

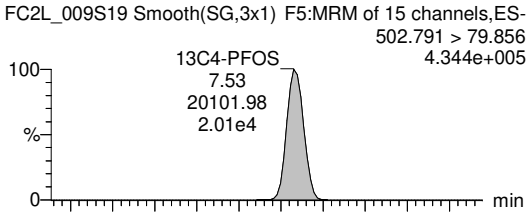

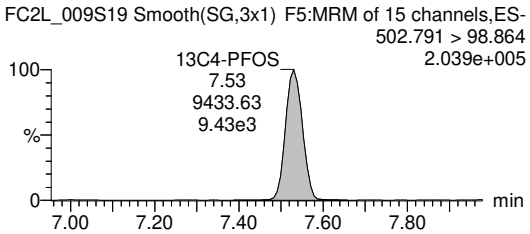

PV by TCH, SV by BRA 14-Jan-22, Conc. & LOD unit = ng for Inst QC, ng/mL for SPM, ng/L for samples

Quantify Sample Report **MassLynx MassLynx V4.1 SCN909**
SGS Axys Analytical Services, Ltd.

Dataset: G:\Masslynx\Inst_L\PFAS\quanfile\FC2L_009-b.qld

Last Altered: Wednesday, January 12, 2022 10:02:34 Pacific Standard Time
Printed: Friday, January 14, 2022 10:04:07 Pacific Standard Time

ID: WG79609-102,i, SPM, Name: FC2L_009S19, Description: 1,WG79609,2/4000uL, Date: 11-Jan-2022, Time: 16:15:55

13C2-D4-6:2 FTS

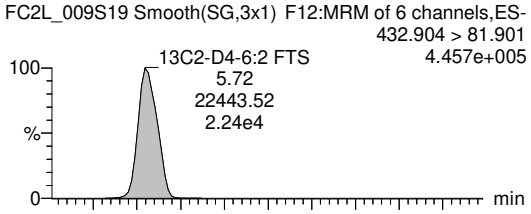

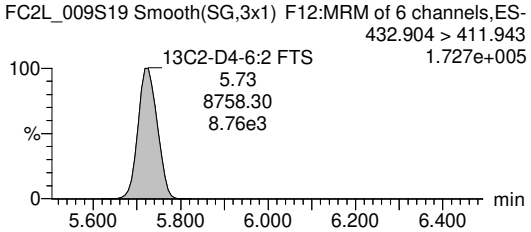

PV by TCH, SV by BRA 14-Jan-22, Conc. & LOD unit = ng for Inst QC, ng/mL for SPM, ng/L for samples

Quantify Sample Report **MassLynx MassLynx V4.1 SCN909**
SGS Axys Analytical Services, Ltd.

Dataset: G:\Masslynx\Inst_L\PFAS\quanfile\FC2L_009-b.qld

Last Altered: Wednesday, January 12, 2022 10:02:34 Pacific Standard Time
Printed: Friday, January 14, 2022 10:04:07 Pacific Standard Time

ID: WG79609-102,i, SPM, Name: FC2L_009S19, Description: 1,WG79609,2/4000uL, Date: 11-Jan-2022, Time: 16:15:55

#	IS#	Name	RT	Area	Confirm. Ion Area	IS Area	Std. Conc	Conc.	LOD	%Rec	Ratio (Pr...	Ratio	Ratio Fail(Y...	S/N	Noi...	IS Height	Samp. size	F2	Fla...
1	84	PFBA	1.51	73277		142559	20.000	20.495	0.0456	102.5				1360	766	2009992	1.000	1.0	bb
2	85	PFPeA	4.25	30457		48341	10.000	10.427	0.0818	104.3				411	1722	1044946	1.000	1.0	bb
3	86	PFHxA	4.92	12489	2466	23730	5.000	4.957	0.0447	99.1	4.85	5.06	NO	319	1125	710300	1.000	1.0	dd
4	87	PFHpA	5.36	15540	7696	30619	5.000	4.628	0.0138	92.6	2.16	2.02	NO	999	414	819318	1.000	1.0	bb
5	88	PFOA-I	5.97	21929	10970	32113	0.000	4.666	0.0668		1.96	2.00	NO	200	1879	576982	1.000	1.0	bb
6	88	PFOA-II				32113	0.000		0.0668		0.00				1879	576982	1.000	1.0	
7	88	PFOA-III				32113	0.000		0.0668		0.00				1879	576982	1.000	1.0	
8	88	PFOA-IV				32113	0.000		0.0668		0.00				1879	576982	1.000	1.0	
9		PFOA-SUM		21929		32113	0.000	4.666	0.0668						1879	576982	1.000	1.0	
10	88	PFOA	5.97	21929	10970	32113	5.000	4.666	0.0668	93.3	1.96	2.00	NO	200	1879	576982	1.000	1.0	bb
11	89	PFNA-I	6.82	16496	5782	15707	0.000	5.127	0.0501		2.85	2.85	NO	319	896	262102	1.000	1.0	bb
12	89	PFNA-II				15707	0.000		0.0501		0.00				896	262102	1.000	1.0	
13	89	PFNA-III				15707	0.000		0.0501		0.00				896	262102	1.000	1.0	
14		PFNA-SUM		16496		15707	0.000	5.127	0.0501						896	262102	1.000	1.0	
15	89	PFNA	6.82	16496	5782	15707	5.000	5.127	0.0501	102.5	2.85	2.85	NO	319	896	262102	1.000	1.0	bb
16	90	PFDA	7.45	14059	4661	14531	5.000	5.776	0.0572	115.5	3.07	3.02	NO	329	981	307201	1.000	1.0	bb
17	91	PFUnA	7.81	14291	2832	17659	5.000	5.304	0.0215	106.1	4.31	5.05	NO	726	517	472791	1.000	1.0	bb
18	92	PFDoA	8.06	14982	2014	13753	5.000	5.071	0.0305	101.4	7.42	7.44	NO	485	789	361497	1.000	1.0	bb
19	M...	PFTrDA	8.32	11012	3814	11869	5.000	5.509	0.0504	110.2	3.08	2.89	NO	349	751	277994	1.000	1.0	bb
20	93	PFTeDA	8.65	8365	3052	9984	5.000	5.612	0.0872	112.2	2.82	2.74	NO	195	844	194491	1.000	1.0	dd
21	94	PFBS	4.85	14406	4634	19917	5.000	6.275	0.0010	125.5	2.59	3.11	NO	173...	22	565914	1.000	1.0	bb
22	95	PFPeS	5.36	10466	4788	20041	5.015	5.293	0.0013	105.5	2.24	2.19	NO	192...	14	330184	1.000	1.0	bb
23	95	PFHxS-I	6.03	10099	4718	20041	0.000	4.288	0.0011		2.37	2.14	NO	118...	14	330184	1.000	1.0	bb
24	95	PFHxS-II	5.84	1130	452	20041	0.000	0.480	0.0011		3.26	2.50	NO	1458	14	330184	1.000	1.0	db
25	95	PFHxS-III	5.77	444	110	20041	0.000	0.189	0.0011		2.72	4.03	NO	572	14	330184	1.000	1.0	bd
26		PFHxS-SUM		11673		20041	0.000	4.956	0.0032						14	330184	1.000	1.0	
27	95	PFHxS	6.03	10099	4718	20041	5.000	4.288	0.0011	85.8	2.40	2.14	NO	118...	14	330184	1.000	1.0	bb
28	96	PFHpS	6.92	9268	4830	17452	5.011	4.893	0.0481	97.6	2.12	1.92	NO	220	666	382787	1.000	1.0	bb
29	96	PFOS-I	7.53	9062	3696	17452	0.000	4.180	0.0029		2.42	2.45	NO	4235	46	382787	1.000	1.0	db
30	96	PFOS-II	7.40	877	227	17452	0.000	0.405	0.0029		2.75	3.87	NO	381	46	382787	1.000	1.0	dd
31	96	PFOS-III	7.34	685	98	17452	0.000	0.316	0.0029		8.19	7.02	NO	333	46	382787	1.000	1.0	bd
32	96	PFOS-IV				17452	0.000		0.0029		2.14				46	382787	1.000	1.0	
33		PFOS-SUM		10624		17452	0.000	4.901	0.0086						46	382787	1.000	1.0	
34	96	PFOS	7.53	9062	3696	17452	5.000	4.180	0.0029	83.6	2.54	2.45	NO	4235	46	382787	1.000	1.0	db
35	96	PFNS	7.80	7	7	17452	5.010	0.004	0.0066	0.1	2.36	1.10	YES	2	99	382787	1.000	1.0	bd

PV by TCH, SV by BRA 14-Jan-22, Conc. & LOD unit = ng for Inst QC, ng/mL for SPM, ng/L for samples

Quantify Sample Report **MassLynx MassLynx V4.1 SCN909**
SGS Axys Analytical Services, Ltd.

Dataset: G:\Masslynx\Inst_L\PFAS\quanfile\FC2L_009-b.qld

Last Altered: Wednesday, January 12, 2022 10:02:34 Pacific Standard Time
Printed: Friday, January 14, 2022 10:04:07 Pacific Standard Time

ID: WG79609-102,i, SPM, Name: FC2L_009S19, Description: 1,WG79609,2/4000uL, Date: 11-Jan-2022, Time: 16:15:55

#	IS#	Name	RT	Area	Confirm. Ion Area	IS Area	Std. Conc	Conc.	LOD	%Rec	Ratio (Pr...	Ratio	Ratio Fail(Y...	S/N	Noi...	IS Height	Samp. size	F2	Fla...
36	96	PFDS	8.14	9302	4376	17452	5.000	4.731	0.0008	94.6	2.36	2.13	NO	208...	12	382787	1.000	1.0	bb
37	96	PFDoS	8.79	6872	3189	17452	5.008	4.243	0.0022	84.7	2.24	2.15	NO	4902	26	382787	1.000	1.0	bb
38	97	4:2 FTS	4.81	13181	29052	25509	20.000	21.916	0.0017	109.6	0.43	0.45	NO	365...	10	747084	1.000	1.0	bb
39	98	6:2 FTS	5.73	8479	19752	19152	18.000	17.131	0.0085	95.2	0.44	0.43	NO	6124	28	384819	1.000	1.0	bb
40	99	8:2 FTS	7.25	8016	14710	26598	20.000	22.531	0.0760	112.7	0.57	0.55	NO	890	185	544889	1.000	1.0	bb
41	100	PFOSA-I	8.71	15222		31976	0.000	4.790	0.0099					1445	191	582069	1.000	1.0	db
42	100	PFOSA-II	8.57	1385		31976	0.000	0.436	0.0099					100	191	582069	1.000	1.0	dd
43		PFOSA-SUM		16607		31976	0.000	5.225	0.0199						191	582069	1.000	1.0	
44	100	PFOSA	8.71	15222		31976	5.000	4.790	0.0099	95.8				1445	191	582069	1.000	1.0	db
45	101	N-MeFOSA-I	10.12	1403	2733	2590	0.000	4.833	0.0088		0.55	0.51	NO	1644	26	78864	1.000	1.0	dd
46	101	N-MeFOSA-II	9.94	80	71	2590	0.000	0.276	0.0088		1.14	1.14	NO	77	26	78864	1.000	1.0	bd
47		N-MeFOSA-SUM		1483		2590	0.000	5.109	0.0176						26	78864	1.000	1.0	
48	101	N-MeFOSA	10.12	1403	2733	2590	5.750	4.833	0.0088	84.1	0.53	0.51	NO	1644	26	78864	1.000	1.0	dd
49	102	N-EtFOSA-I	10.41	2717	5062	2425	0.000	9.318	0.0396		0.55	0.54	NO	721	116	72960	1.000	1.0	dd
50	102	N-EtFOSA-II	10.26	572	443	2425	0.000	1.961	0.0396		1.28	1.29	NO	145	116	72960	1.000	1.0	dd
51		N-EtFOSA-SUM		3288		2425	0.000	11.279	0.0792						116	72960	1.000	1.0	
52	102	N-EtFOSA	10.41	2717	5062	2425	12.500	9.318	0.0396	74.5	0.53	0.54	NO	721	116	72960	1.000	1.0	dd
53	103	MeFOSAA-I	7.53	2448	1123	11600	0.000	4.961	0.0026		2.01	2.18	NO	5781	9	255488	1.000	1.0	db
54	103	MeFOSAA-II	7.42	190	183	11600	0.000	0.386	0.0026		1.84	1.04	NO	455	9	255488	1.000	1.0	dd
55	103	MeFOSAA-III	7.42	190	183	11600	0.000	0.386	0.0026		0.29	1.04	YES	455	9	255488	1.000	1.0	dd
56		MeFOSAA-SUM		2828		11600	0.000	5.732	0.0078						9	255488	1.000	1.0	
57	103	MeFOSAA	7.53	2448	1123	11600	5.000	4.961	0.0026	99.2	1.87	2.18	NO	5781	9	255488	1.000	1.0	db
58	104	EtFOSAA-I	7.68	1704	1425	10065	0.000	4.464	0.0190		1.24	1.20	NO	686	59	244654	1.000	1.0	db
59	104	EtFOSAA-II	7.60	170	177	10065	0.000	0.444	0.0190		0.34	0.96	YES	60	59	244654	1.000	1.0	dd
60	104	EtFOSAA-III	7.52	47	154	10065	0.000	0.123	0.0190		0.63	0.30	YES	14	59	244654	1.000	1.0	bd
61		EtFOSAA-SUM		1921		10065	0.000	5.031	0.0571						59	244654	1.000	1.0	
62	104	EtFOSAA	7.68	1704	1425	10065	5.000	4.464	0.0190	89.3	1.09	1.20	NO	686	59	244654	1.000	1.0	db
63	105	N-MeFOSE-I	10.00	106168		215822	0.000	44.624	0.0299					4466	676	6151833	1.000	1.0	db
64	105	N-MeFOSE-II	9.87	10743		215822	0.000	4.515	0.0299					380	676	6151833	1.000	1.0	dd
65	105	N-MeFOSE-III	9.80	6802		215822	0.000	2.859	0.0299					199	676	6151833	1.000	1.0	dd
66		N-MeFOSE-SUM		123713		215822	0.000	51.998	0.0897						676	6151833	1.000	1.0	
67	105	N-MeFOSE	10.00	106168		215822	50.000	44.624	0.0299	89.2				4466	676	6151833	1.000	1.0	db
68	106	N-EtFOSE-I	10.30	82161		223329	0.000	30.919	0.0144					6210	391	6825717	1.000	1.0	db
69	106	N-EtFOSE-II	10.18	16847		223329	0.000	6.340	0.0144					1083	391	6825717	1.000	1.0	dd
70	106	N-EtFOSE-III	10.12	21963		223329	0.000	8.265	0.0144					1092	391	6825717	1.000	1.0	dd

PV by TCH, SV by BRA 14-Jan-22, Conc. & LOD unit = ng for Inst QC, ng/mL for SPM, ng/L for samples

Quantify Sample Report **MassLynx MassLynx V4.1 SCN909**
SGS Axys Analytical Services, Ltd.

Dataset: G:\Masslynx\Inst_L\PFAS\quanfile\FC2L_009-b.qld

Last Altered: Wednesday, January 12, 2022 10:02:34 Pacific Standard Time
Printed: Friday, January 14, 2022 10:04:07 Pacific Standard Time

ID: WG79609-102,i, SPM, Name: FC2L_009S19, Description: 1,WG79609,2/4000uL, Date: 11-Jan-2022, Time: 16:15:55

#	IS#	Name	RT	Area	Confirm. Ion Area	IS Area	Std. Conc	Conc.	LOD	%Rec	Ratio (Pr...	Ratio	Ratio Fail(Y...	S/N	Noi...	IS Height	Samp. size	F2	Fla...
71		N-EtFOSE-SUM		120971		223329	0.000	45.524	0.0433						391	6825717	1.000	1.0	
72	106	N-EtFOSE	10.30	82161		223329	37.500	30.919	0.0144	82.4				6210	391	6825717	1.000	1.0	db
73	107	HFPO-DA	5.08	22143	8706	38668	19.000	20.954	0.0037	110.3	2.87	2.54	NO	171...	38	1119938	1.000	1.0	bb
74	107	ADONA	5.55	161119	151403	38668	20.000	23.752	0.0006	118.8	1.08	1.06	NO	833...	42	1119938	1.000	1.0	bb
75	107	9Cl-PF3ONS	7.79	41595	13488	38668	20.038	21.630	0.0037	107.9	3.20	3.08	NO	151...	70	1119938	1.000	1.0	bb
76	107	11Cl-PF3OUdS	8.32	20609	6576	38668	20.032	19.841	0.0050	99.0	3.13	3.13	NO	9655	50	1119938	1.000	1.0	bb
77	85	3:3 FTCA	3.49	3461	2169	48341	20.000	17.278	0.2631	86.4	1.75	1.60	NO	91	380	1044946	1.000	1.0	bb
78	86	5:3 FTCA	5.17	45360	35922	23730	125.000	111.082	0.0179	88.9	1.20	1.26	NO	149...	73	710300	1.000	1.0	bb
79	86	7:3 FTCA	6.58	13244	33226	23730	125.000	55.584	0.0935	44.5	0.71	0.40	NO	1158	222	710300	1.000	1.0	bd
80	86	PFEESA	5.08	36153	4066	23730	5.000	4.824	0.0002	96.5	9.28	8.89	NO	736...	14	710300	1.000	1.0	bb
81	85	PFMPA	2.50	46076		48341	10.000	10.432	0.0673	104.3				186	2142	1044946	1.000	1.0	bb
82	85	PFMBA	4.53	32432		48341	5.000	5.516	0.0024	110.3				8041	102	1044946	1.000	1.0	bb
83	86	NFDHA	4.87	465	892	23730	10.000	4.517	0.0219	45.2	0.94	0.52	NO	525	22	710300	1.000	1.0	bb
84	108	13C4-PFBA	1.51	142559		67865	40.000	36.788	0.0125	92.0				8788	229	963490	1.000	1.0	bb
85	109	13C5-PFPeA	4.25	48341		35822	20.000	16.416	0.0615	82.1				593	1763	1045993	1.000	1.0	dd
86	109	13C5-PFHxA	4.92	23730	956	35822	10.000	9.472	0.0006	94.7	23.32	24.83	NO	475...	15	1045993	1.000	1.0	bb
87	110	13C4-PFHpA	5.36	30619		9918	10.000	9.310	0.0022	93.1				193...	42	178167	1.000	1.0	bb
88	110	13C8-PFOA	5.97	32113		9918	10.000	8.687	0.0012	86.9				213...	27	178167	1.000	1.0	bb
89	111	13C9-PFNA	6.82	15707		16458	5.000	4.160	0.0035	83.2				3495	75	277282	1.000	1.0	bb
90	112	13C6-PFDA	7.45	14531		17534	5.000	4.118	0.0022	82.4				5414	57	385430	1.000	1.0	db
91	112	13C7-PFUnA	7.81	17659		17534	5.000	4.611	0.0020	92.2				8540	55	385430	1.000	1.0	bb
92	112	13C2-PFDoA	8.07	13753		17534	5.000	4.172	0.0006	83.4				254...	14	385430	1.000	1.0	bb
93	112	13C2-PFTeDA	8.65	9984		17534	5.000	3.453	0.0011	69.1				8634	23	385430	1.000	1.0	bb
94	113	13C3-PFBS	4.85	19917	8890	18815	10.030	8.513	0.0096	84.9	2.73	2.24	NO	4787	118	297512	1.000	1.0	bb
95	113	13C3-PFHxS	6.03	20041	8435	18815	10.015	9.390	0.0042	93.8	2.38	2.38	NO	6944	48	297512	1.000	1.0	bb
96	114	13C8-PFOS	7.53	17452	8031	20102	10.062	9.560	0.0016	95.0	2.33	2.17	NO	182...	21	434259	1.000	1.0	bb
97	115	13C2-4:2 FTS	4.81	25509	11878	22444	20.168	20.764	0.0057	103.0	1.62	2.15	NO	162...	46	445714	1.000	1.0	bb
98	115	13C2-6:2 FTS	5.73	19152	9293	22444	19.998	18.787	0.0020	93.9	1.88	2.06	NO	290...	13	445714	1.000	1.0	bb
99	115	13C2-8:2 FTS	7.25	26598	7929	22444	20.040	16.491	0.0146	82.3	3.76	3.35	NO	3499	156	445714	1.000	1.0	bd
1...	114	13C8-PFOSA	8.71	31976		20102	10.000	8.754	0.0051	87.5				4376	133	434259	1.000	1.0	bb
1...	114	D3-N-MeFOSA	10.12	2590		20102	10.000	4.630	0.0382	46.3				513	154	434259	1.000	1.0	bd
1...	114	D5-N-EtFOSA	10.40	2425		20102	10.000	4.326	0.0089	43.3				2020	36	434259	1.000	1.0	bb
1...	115	D3-MeFOSAA	7.53	11600		22444	20.000	10.823	0.0070	54.1				5135	50	445714	1.000	1.0	bb
1...	115	D5-EtFOSAA	7.68	10065		22444	20.000	11.440	0.0159	57.2				2649	92	445714	1.000	1.0	bb
1...	114	D7-N-MeFOSE	9.98	215822		20102	100.000	58.002	0.0237	58.0				9690	635	434259	1.000	1.0	bb

PV by TCH, SV by BRA 14-Jan-22, Conc. & LOD unit = ng for Inst QC, ng/mL for SPM, ng/L for samples

Quantify Sample Report **MassLynx MassLynx V4.1 SCN909**
SGS Axys Analytical Services, Ltd.

Dataset: G:\Masslynx\Inst_L\PFAS\quanfile\FC2L_009-b.qld

Last Altered: Wednesday, January 12, 2022 10:02:34 Pacific Standard Time
Printed: Friday, January 14, 2022 10:04:07 Pacific Standard Time

ID: WG79609-102,i, SPM, Name: FC2L_009S19, Description: 1,WG79609,2/4000uL, Date: 11-Jan-2022, Time: 16:15:55

#	IS#	Name	RT	Area	Confirm. Ion Area	IS Area	Std. Conc	Conc.	LOD	%Rec	Ratio (Pr...	Ratio	Ratio Fail(Y...	S/N	Noi...	IS Height	Samp. size	F2	Fla...
1...	114	D9-N-EtFOSE	10.28	223329		20102	100.000	46.400	0.0128	46.4				153...	444	434259	1.000	1.0	bb
1...	109	13C3-HFPO-DA	5.07	38668	14233	35822	40.000	33.083	0.0023	82.7	2.64	2.72	NO	426...	26	1045993	1.000	1.0	bb
1...		13C3-PFBA	1.51	67865			20.000	13.785	0.0052	68.9				7879	122		1.000	1.0	bb
1...		13C2-PFHxA	4.92	35822	933		10.000	6.555	0.0016	65.6	35.50	38.40	NO	121...	86		1.000	1.0	bb
110		13C4-PFOA	5.97	9918			10.000	7.553	0.0029	75.5				7814	23		1.000	1.0	bb
111		13C5-PFNA	6.82	16458			5.000	3.557	0.0010	71.1				110...	25		1.000	1.0	db
112		13C2-PFDA	7.45	17534			5.000	3.397	0.0004	67.9				249...	15		1.000	1.0	bb
113		18O2-PFHxS	6.03	18815			10.050	6.617	0.4989	65.8				40	7477		1.000	1.0	bb
114		13C4-PFOS	7.53	20102	9434		10.150	6.511	0.0009	64.2	2.17	2.13	NO	224...	19		1.000	1.0	bb
115		13C2-D4-6:2 F...	5.72	22444	8758		20.000	34.999	0.0025	175.0	2.50	2.56	NO	424...	11		1.000	1.0	db

PV by TCH, SV by BRA 14-Jan-22, Conc. & LOD unit = ng for Inst QC, ng/mL for SPM, ng/L for samples

Quantify Sample Report **MassLynx MassLynx V4.1 SCN909**
SGS Axys Analytical Services, Ltd.

Dataset: G:\Masslynx\Inst_L\PFAS\quanfile\FC2L_008-b.qld

Last Altered: Tuesday, January 11, 2022 20:21:00 Pacific Standard Time
Printed: Thursday, January 13, 2022 12:41:50 Pacific Standard Time

Method: G:\Masslynx\Master Methods\MassLynx SCN 909\UPLC\FC_110_UPLC_15DoD.mdb 10 Jun 2021 10:20:13
Calibration: G:\Masslynx\Inst_L\PFAS\curve\FC1L_080-A6.cdb 09 Jun 2021 14:38:41

ID: WG79609-103,, SPML, Name: FC2L_008S19, Description: 1,WG79609,2/4000uL, Date: 11-Jan-2022, Time: 01:10:03

PFBA

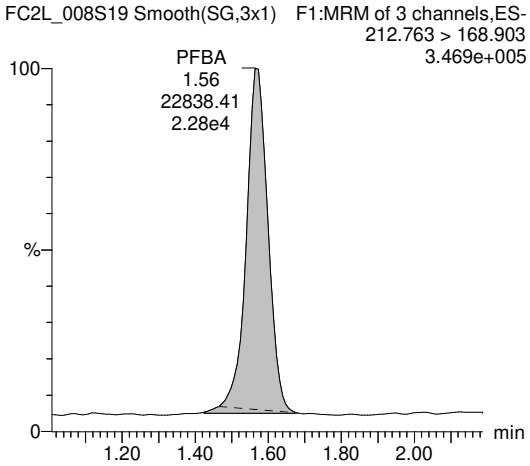

PFPeA

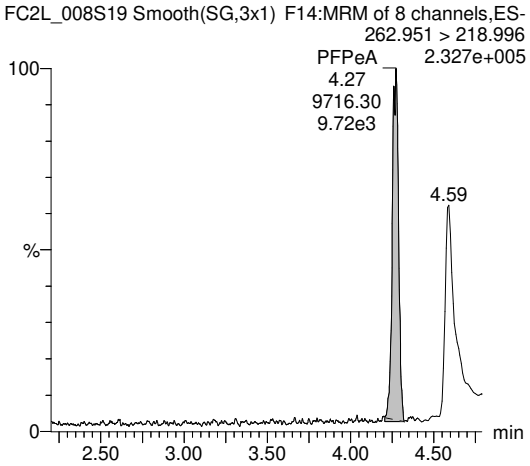

PFHxA

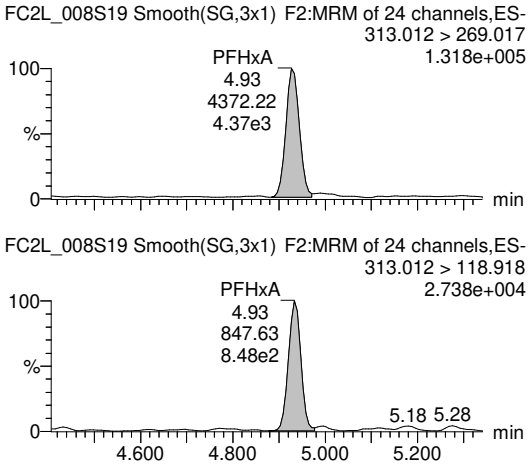

PFHpA

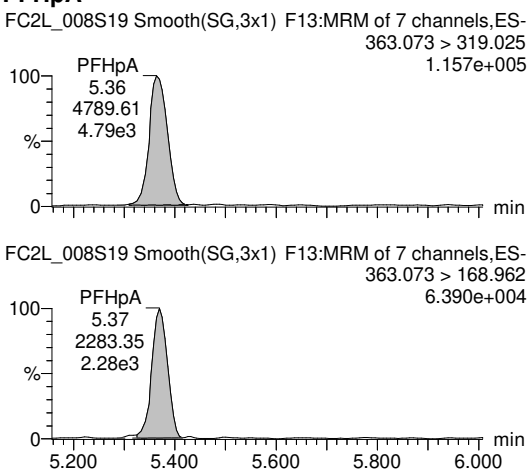

PFOA-I

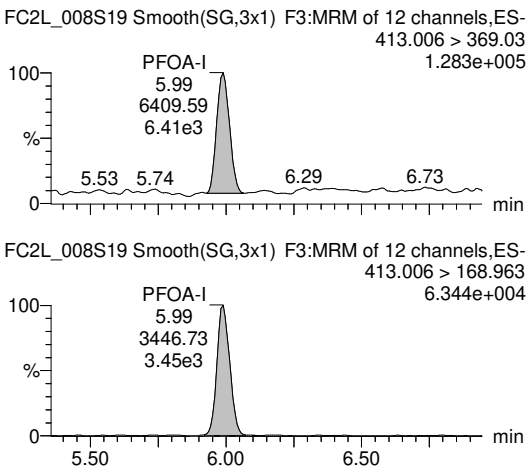

PFOA-II

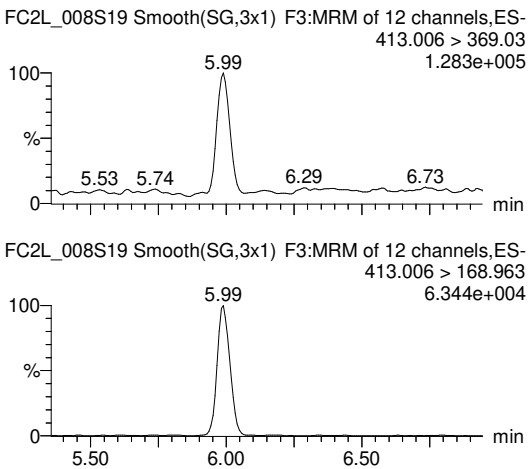

PV by TCH, SV by BRA 13-Jan-22, Conc. & LOD unit = ng for Inst QC, ng/mL for SPM, ng/L for samples

Quantify Sample Report **MassLynx MassLynx V4.1 SCN909**
SGS Axys Analytical Services, Ltd.

Dataset: G:\Masslynx\Inst_L\PFAS\quanfile\FC2L_008-b.qld

Last Altered: Tuesday, January 11, 2022 20:21:00 Pacific Standard Time
Printed: Thursday, January 13, 2022 12:41:50 Pacific Standard Time

ID: WG79609-103,, SPML, Name: FC2L_008S19, Description: 1,WG79609,2/4000uL, Date: 11-Jan-2022, Time: 01:10:03

PFOA-III

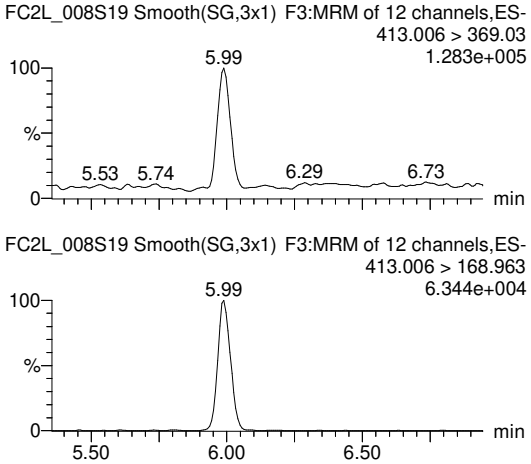

PFOA-IV

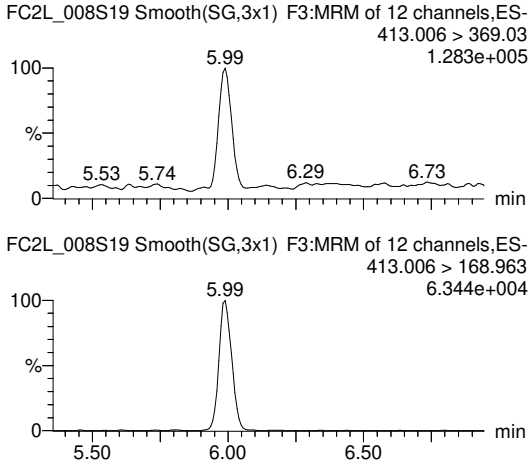

PFOA-SUM

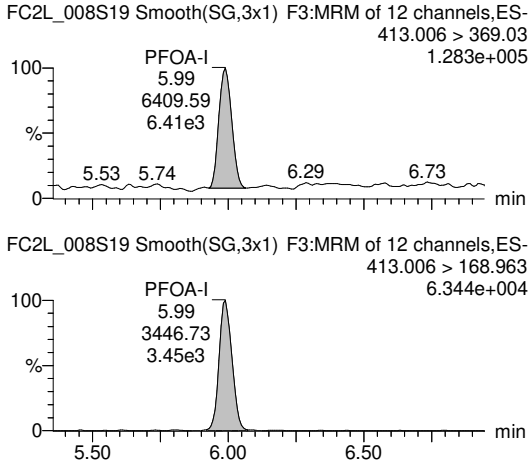

PFOA

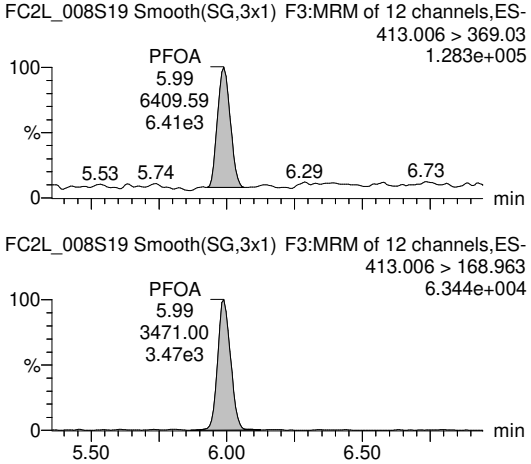

PFNA-I

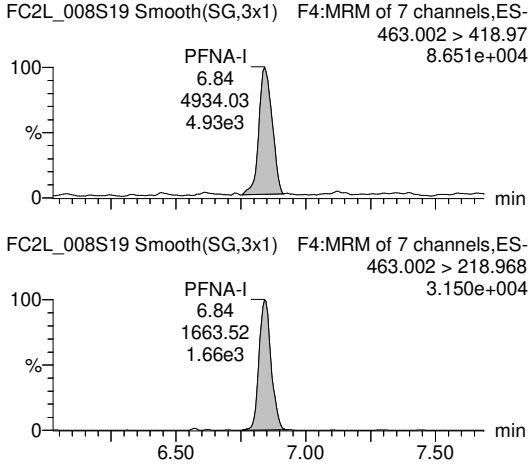

PFNA-II

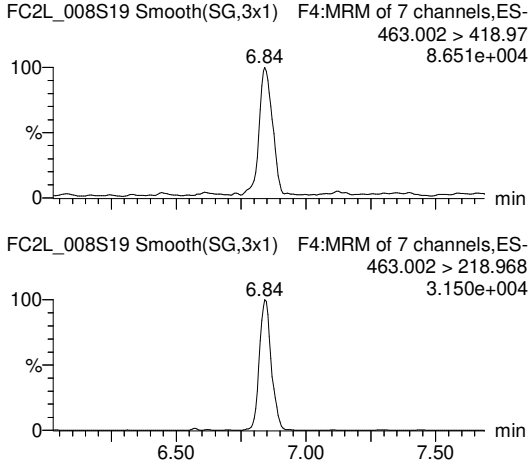

PV by TCH, SV by BRA 13-Jan-22, Conc. & LOD unit = ng for Inst QC, ng/mL for SPM, ng/L for samples

Quantify Sample Report **MassLynx MassLynx V4.1 SCN909**
SGS Axys Analytical Services, Ltd.

Dataset: G:\Masslynx\Inst_L\PFAS\quanfile\FC2L_008-b.qld

Last Altered: Tuesday, January 11, 2022 20:21:00 Pacific Standard Time
Printed: Thursday, January 13, 2022 12:41:50 Pacific Standard Time

ID: WG79609-103,, SPML, Name: FC2L_008S19, Description: 1,WG79609,2/4000uL, Date: 11-Jan-2022, Time: 01:10:03

PFNA-III

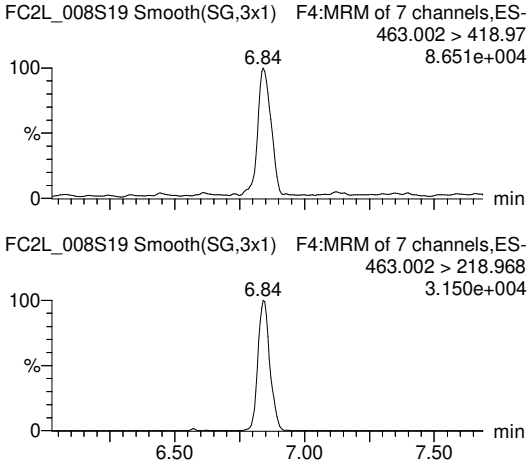

PFNA-SUM

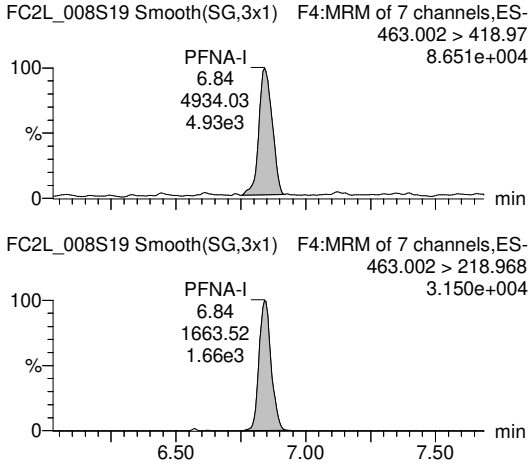

PFNA

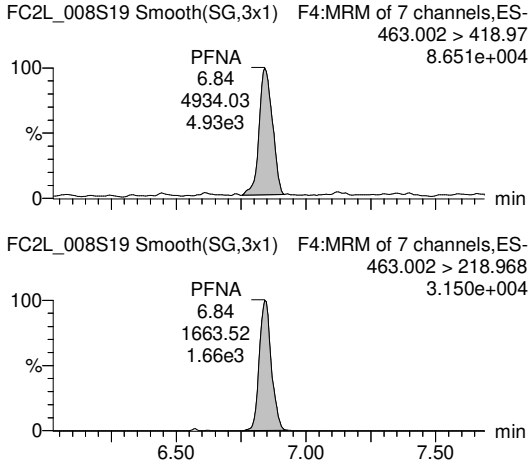

PFDA

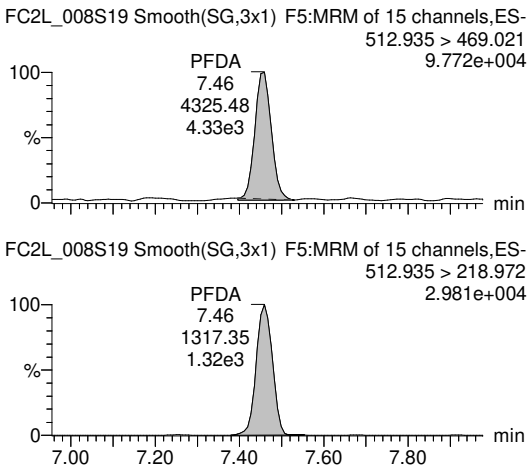

PFUnA

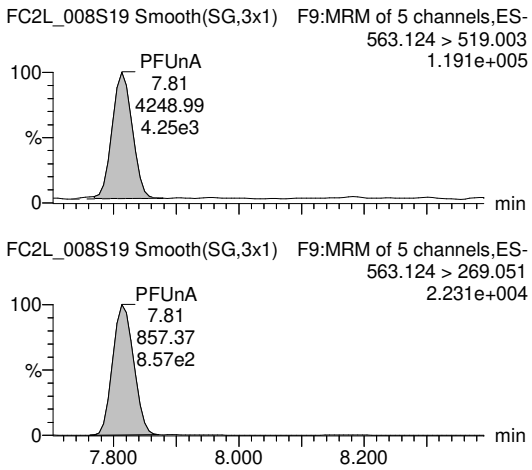

PFDoA

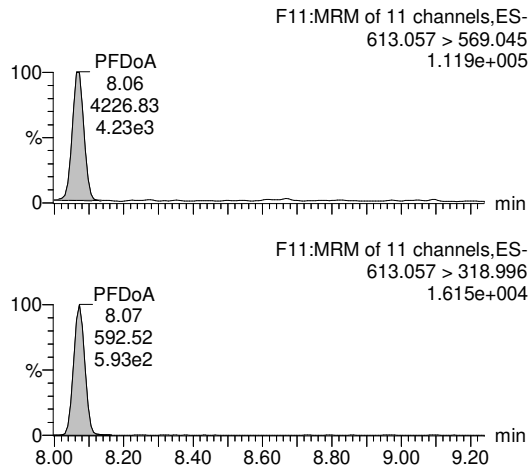

PV by TCH, SV by BRA 13-Jan-22, Conc. & LOD unit = ng for Inst QC, ng/mL for SPM, ng/L for samples

Quantify Sample Report **MassLynx MassLynx V4.1 SCN909**
SGS Axys Analytical Services, Ltd.

Dataset: G:\Masslynx\Inst_L\PFAS\quanfile\FC2L_008-b.qld

Last Altered: Tuesday, January 11, 2022 20:21:00 Pacific Standard Time
Printed: Thursday, January 13, 2022 12:41:50 Pacific Standard Time

ID: WG79609-103,, SPML, Name: FC2L_008S19, Description: 1,WG79609,2/4000uL, Date: 11-Jan-2022, Time: 01:10:03

PFTrDA

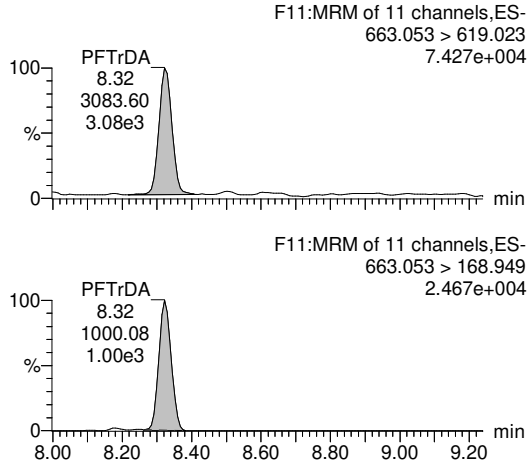

PFTeDA

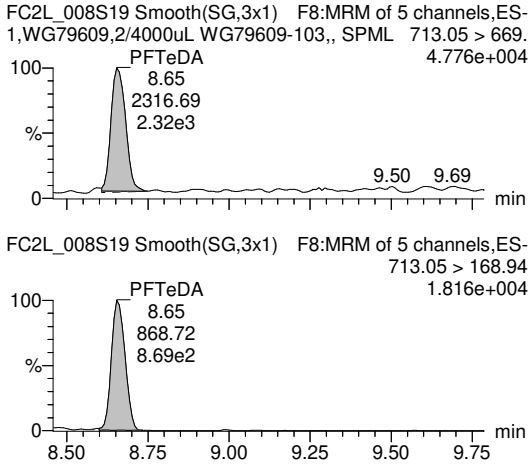

PFBS

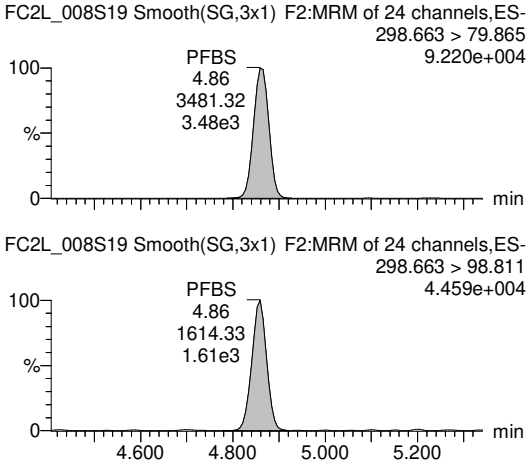

PFPeS

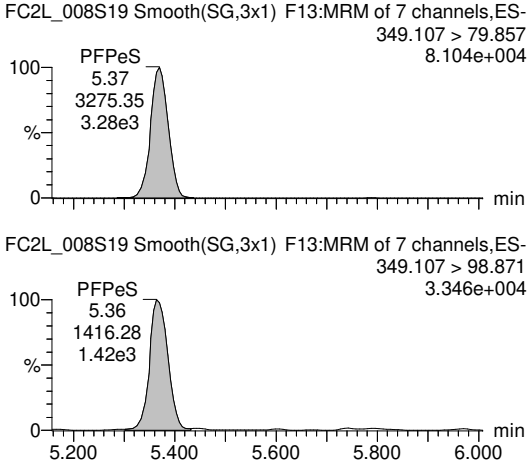

PFHxS-I

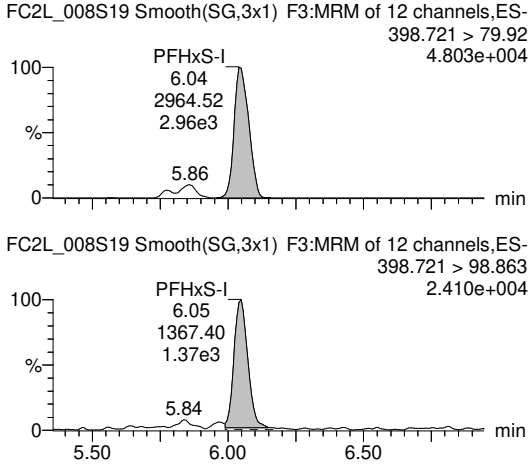

PFHxS-II

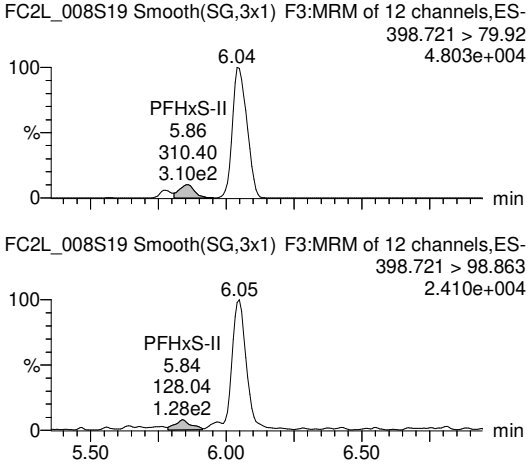

PV by TCH, SV by BRA 13-Jan-22, Conc. & LOD unit = ng for Inst QC, ng/mL for SPM, ng/L for samples

Quantify Sample Report **MassLynx MassLynx V4.1 SCN909**
SGS Axys Analytical Services, Ltd.

Dataset: G:\Masslynx\Inst_L\PFAS\quanfile\FC2L_008-b.qld

Last Altered: Tuesday, January 11, 2022 20:21:00 Pacific Standard Time
Printed: Thursday, January 13, 2022 12:41:50 Pacific Standard Time

ID: WG79609-103,, SPML, Name: FC2L_008S19, Description: 1,WG79609,2/4000uL, Date: 11-Jan-2022, Time: 01:10:03

PFHxS-III

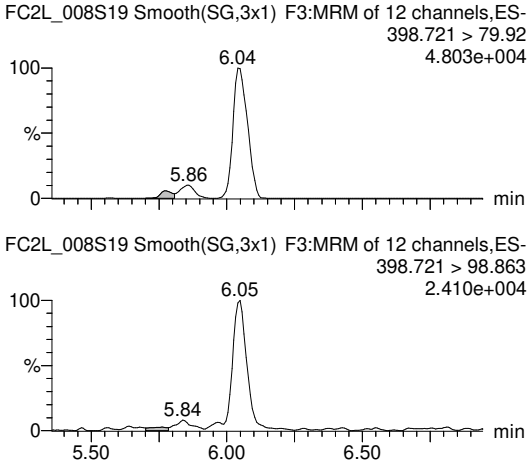

PFHxS-SUM

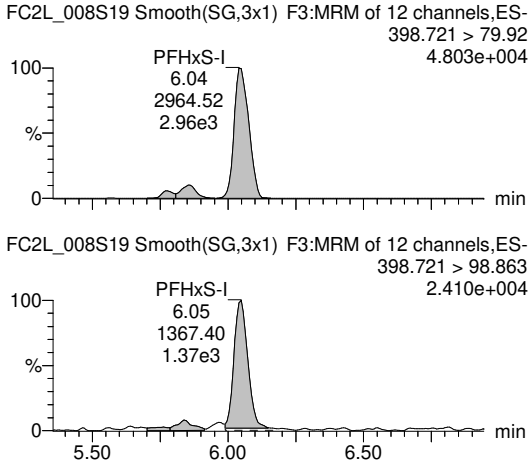

PFHxS

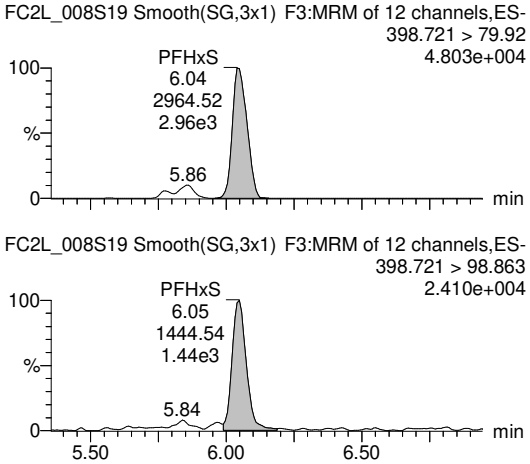

PFHpS

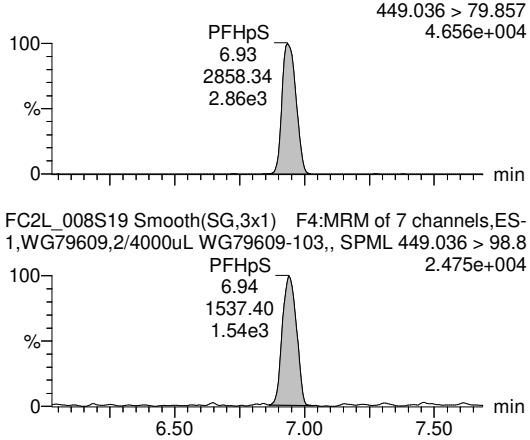

PFOS-I

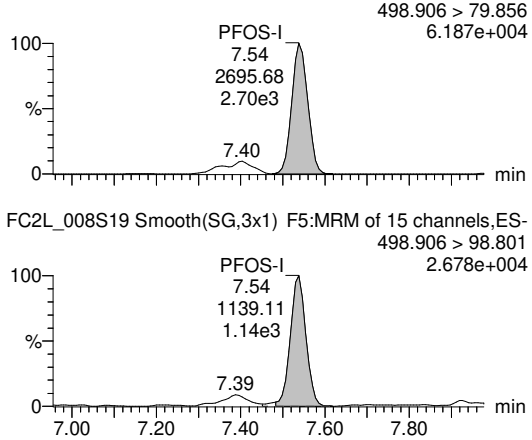

PFOS-II

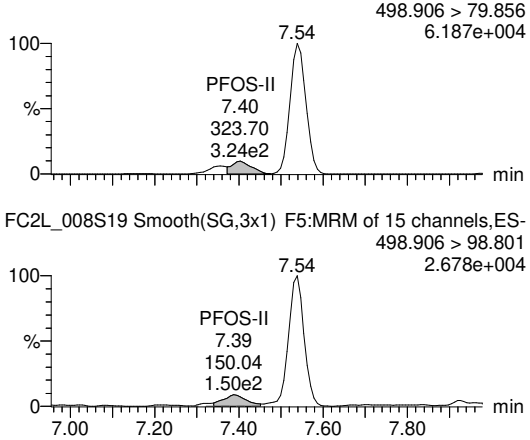

PV by TCH, SV by BRA 13-Jan-22, Conc. & LOD unit = ng for Inst QC, ng/mL for SPM, ng/L for samples

Quantify Sample Report **MassLynx MassLynx V4.1 SCN909**
SGS Axys Analytical Services, Ltd.

Dataset: G:\Masslynx\Inst_L\PFAS\quanfile\FC2L_008-b.qld

Last Altered: Tuesday, January 11, 2022 20:21:00 Pacific Standard Time
Printed: Thursday, January 13, 2022 12:41:50 Pacific Standard Time

ID: WG79609-103,, SPML, Name: FC2L_008S19, Description: 1,WG79609,2/4000uL, Date: 11-Jan-2022, Time: 01:10:03

PFOS-III

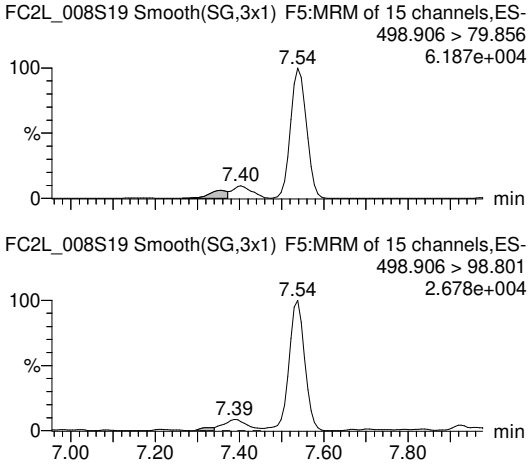

PFOS-IV

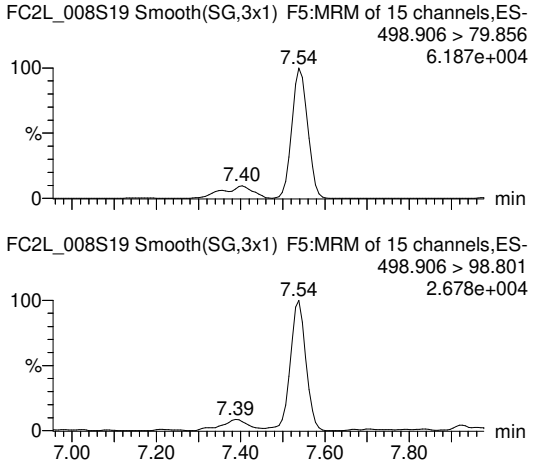

PFOS-SUM

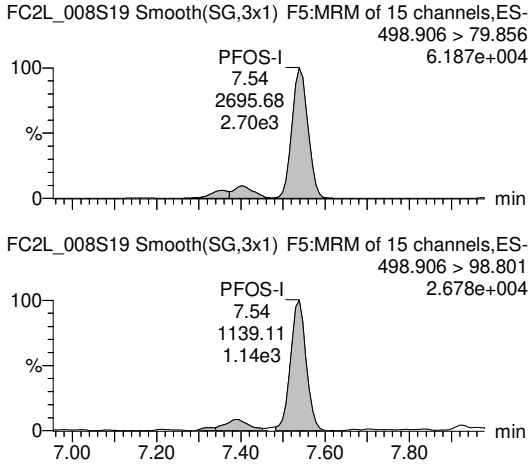

PFOS

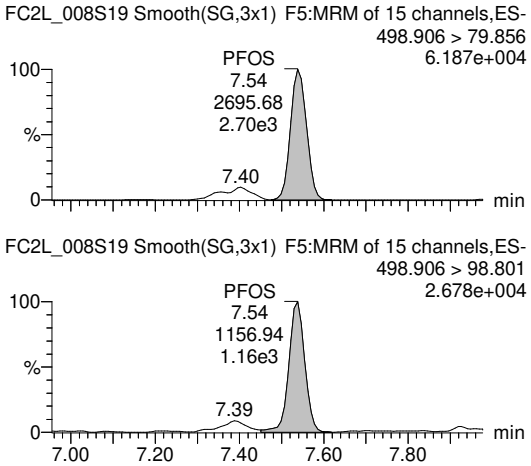

PFNS

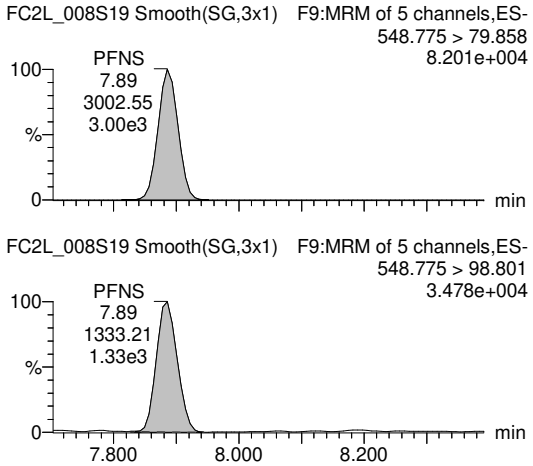

PFDS

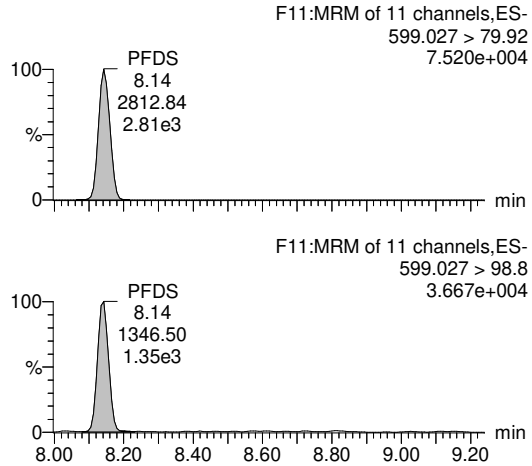

PV by TCH, SV by BRA 13-Jan-22, Conc. & LOD unit = ng for Inst QC, ng/mL for SPM, ng/L for samples

Quantify Sample Report **MassLynx MassLynx V4.1 SCN909**
SGS Axys Analytical Services, Ltd.

Dataset: G:\Masslynx\Inst_L\PFAS\quanfile\FC2L_008-b.qld

Last Altered: Tuesday, January 11, 2022 20:21:00 Pacific Standard Time
Printed: Thursday, January 13, 2022 12:41:50 Pacific Standard Time

ID: WG79609-103,, SPML, Name: FC2L_008S19, Description: 1,WG79609,2/4000uL, Date: 11-Jan-2022, Time: 01:10:03

PFDoS

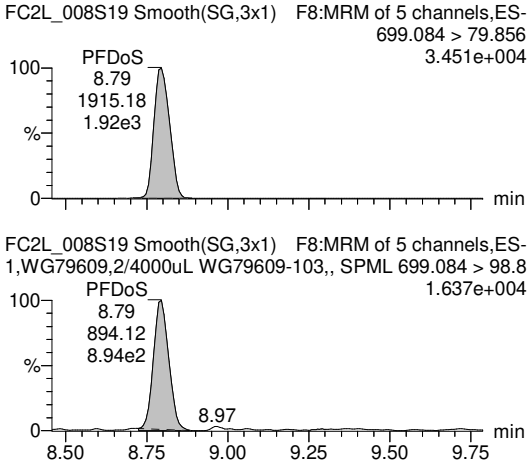

4:2 FTS

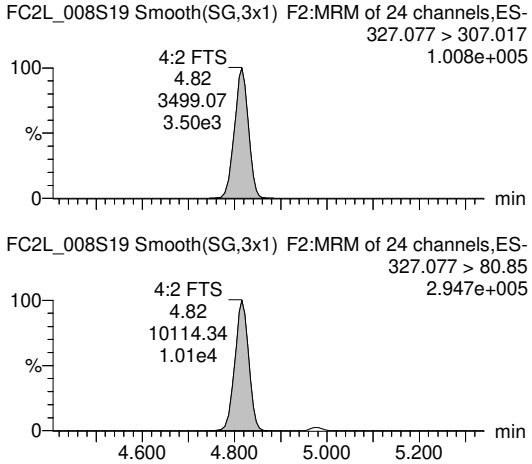

6:2 FTS

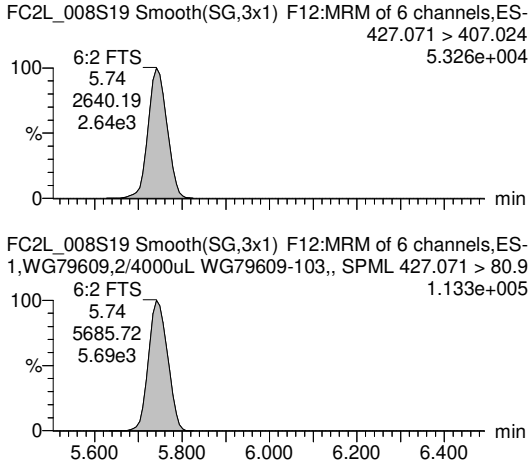

8:2 FTS

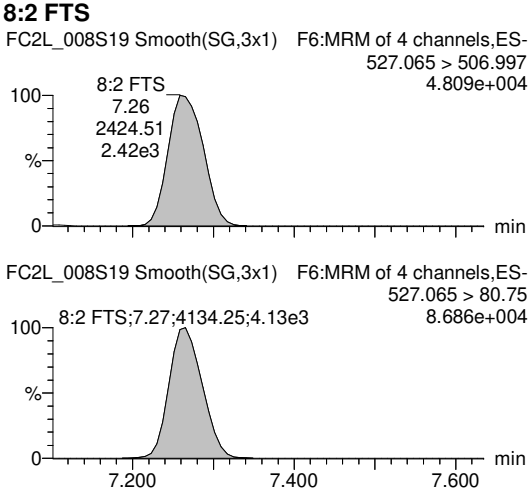

PFOSA-I

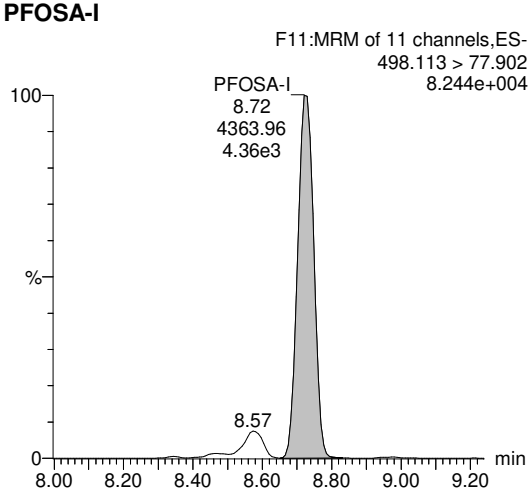

PFOSA-II

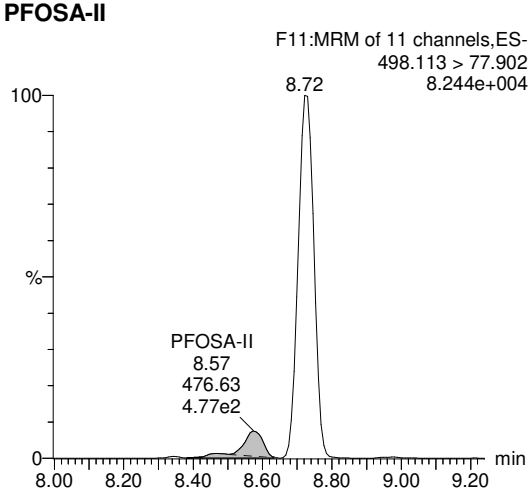

PV by TCH, SV by BRA 13-Jan-22, Conc. & LOD unit = ng for Inst QC, ng/mL for SPM, ng/L for samples

Quantify Sample Report **MassLynx MassLynx V4.1 SCN909**
SGS Axys Analytical Services, Ltd.

Dataset: G:\Masslynx\Inst_L\PFAS\quanfile\FC2L_008-b.qld

Last Altered: Tuesday, January 11, 2022 20:21:00 Pacific Standard Time
Printed: Thursday, January 13, 2022 12:41:50 Pacific Standard Time

ID: WG79609-103,, SPML, Name: FC2L_008S19, Description: 1,WG79609,2/4000uL, Date: 11-Jan-2022, Time: 01:10:03

PFOSA-SUM

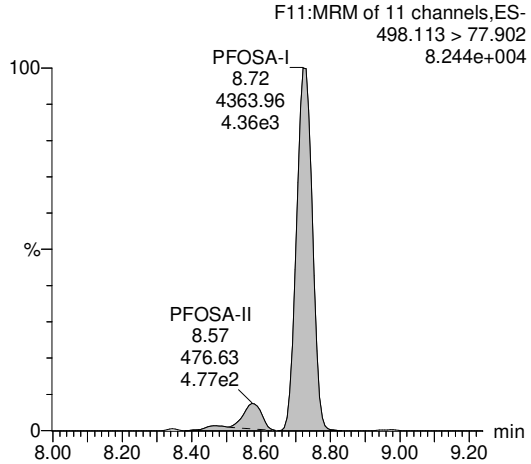

PFOSA

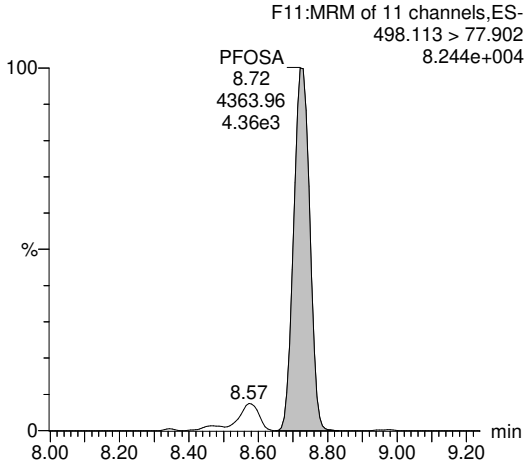

N-MeFOSA-I

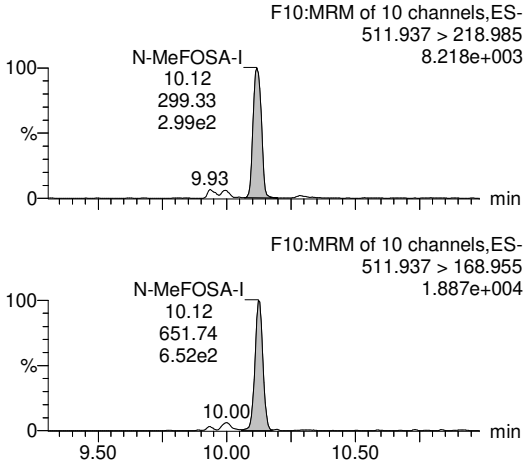

N-MeFOSA-II

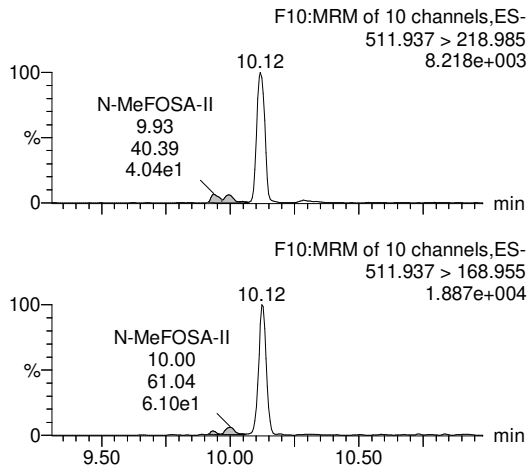

N-MeFOSA-SUM

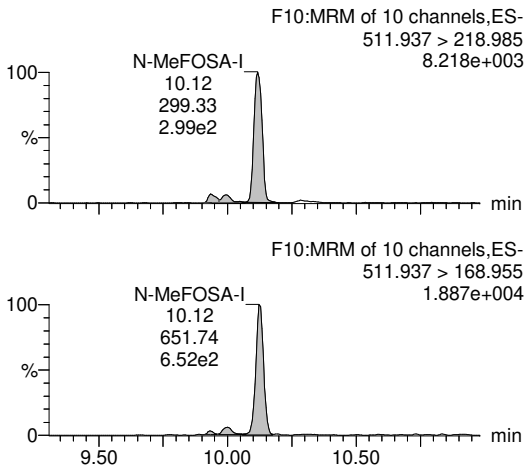

N-MeFOSA

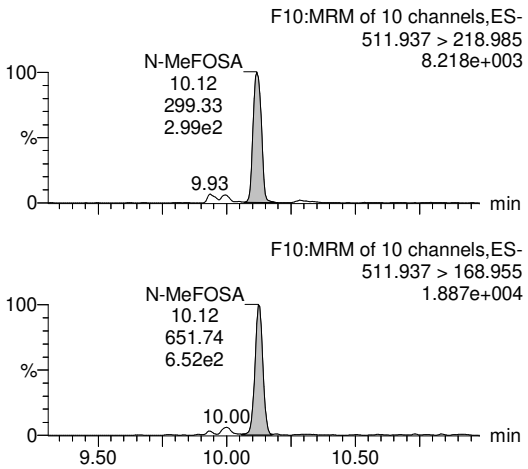

PV by TCH, SV by BRA 13-Jan-22, Conc. & LOD unit = ng for Inst QC, ng/mL for SPM, ng/L for samples

Quantify Sample Report **MassLynx MassLynx V4.1 SCN909**
SGS Axys Analytical Services, Ltd.

Dataset: G:\Masslynx\Inst_L\PFAS\quanfile\FC2L_008-b.qld

Last Altered: Tuesday, January 11, 2022 20:21:00 Pacific Standard Time
Printed: Thursday, January 13, 2022 12:41:50 Pacific Standard Time

ID: WG79609-103,, SPML, Name: FC2L_008S19, Description: 1,WG79609,2/4000uL, Date: 11-Jan-2022, Time: 01:10:03

N-EtFOSA-I

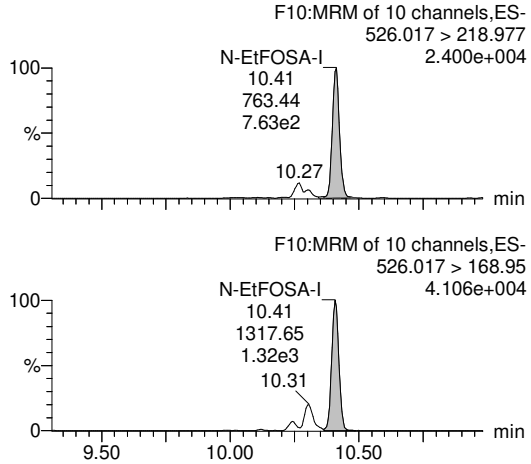

N-EtFOSA-II

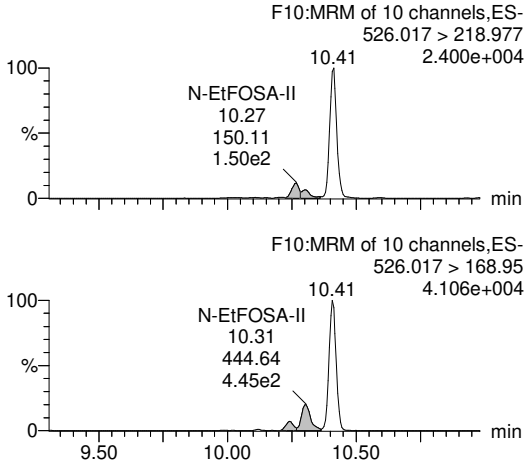

N-EtFOSA-SUM

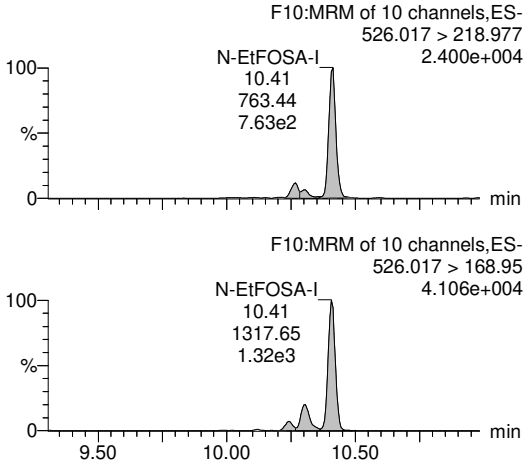

N-EtFOSA

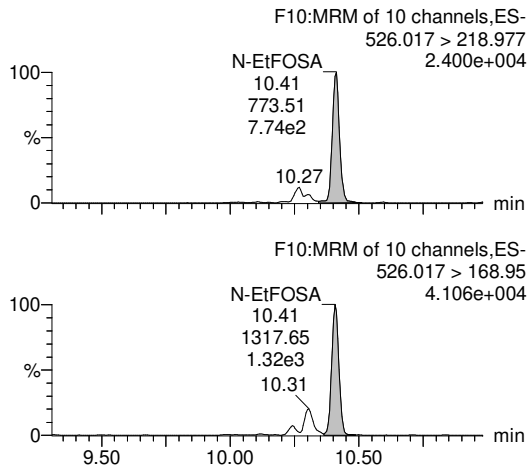

MeFOSAA-I

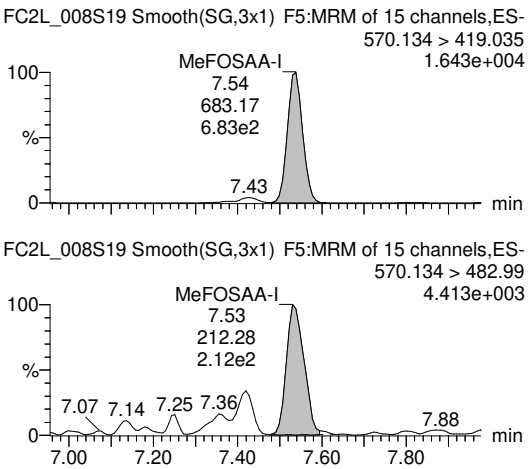

MeFOSAA-II

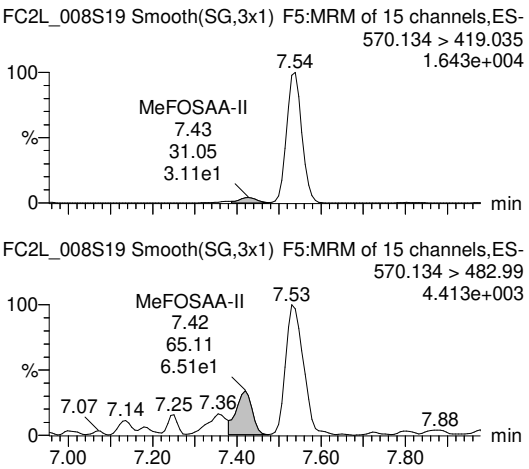

PV by TCH, SV by BRA 13-Jan-22, Conc. & LOD unit = ng for Inst QC, ng/mL for SPM, ng/L for samples

Quantify Sample Report **MassLynx MassLynx V4.1 SCN909**
SGS Axys Analytical Services, Ltd.

Dataset: G:\Masslynx\Inst_L\PFAS\quanfile\FC2L_008-b.qld

Last Altered: Tuesday, January 11, 2022 20:21:00 Pacific Standard Time
Printed: Thursday, January 13, 2022 12:41:50 Pacific Standard Time

ID: WG79609-103,, SPML, Name: FC2L_008S19, Description: 1,WG79609,2/4000uL, Date: 11-Jan-2022, Time: 01:10:03

MeFOSAA-III

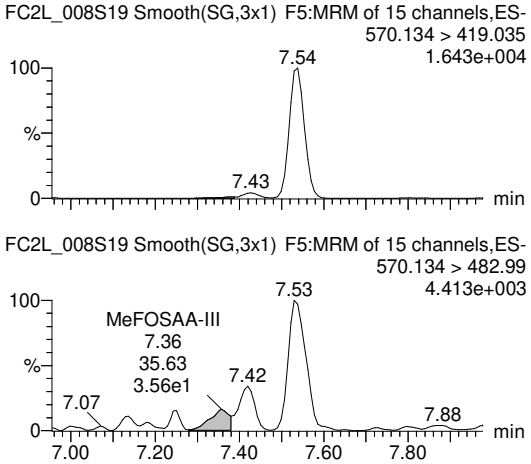

MeFOSAA-SUM

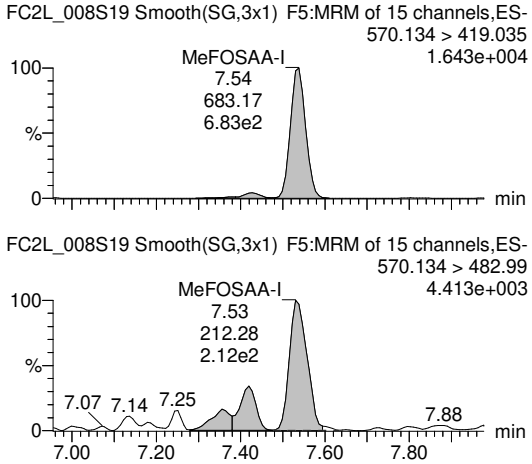

MeFOSAA

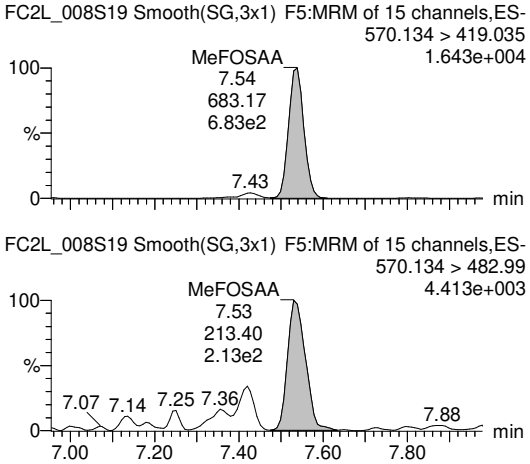

EtFOSAA-I

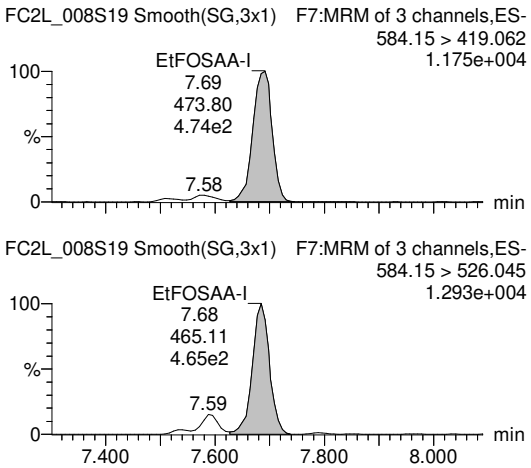

EtFOSAA-II

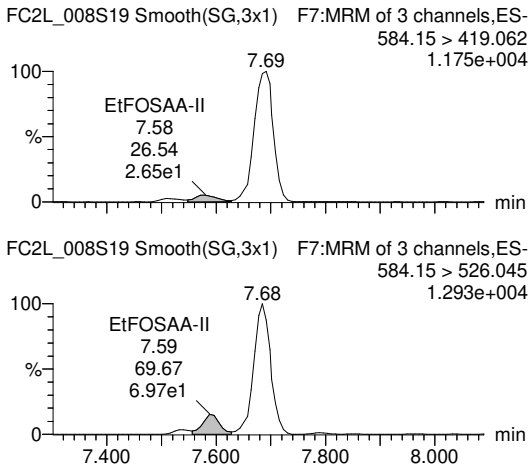

EtFOSAA-III

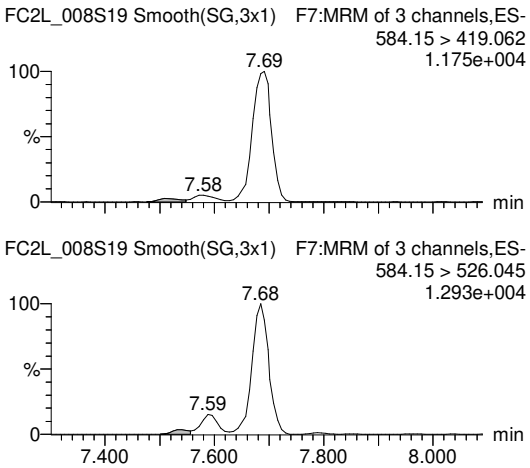

PV by TCH, SV by BRA 13-Jan-22, Conc. & LOD unit = ng for Inst QC, ng/mL for SPM, ng/L for samples

Quantify Sample Report **MassLynx MassLynx V4.1 SCN909**
SGS Axys Analytical Services, Ltd.

Dataset: G:\Masslynx\Inst_L\PFAS\quanfile\FC2L_008-b.qld

Last Altered: Tuesday, January 11, 2022 20:21:00 Pacific Standard Time
Printed: Thursday, January 13, 2022 12:41:50 Pacific Standard Time

ID: WG79609-103,, SPML, Name: FC2L_008S19, Description: 1,WG79609,2/4000uL, Date: 11-Jan-2022, Time: 01:10:03

EtFOSAA-SUM

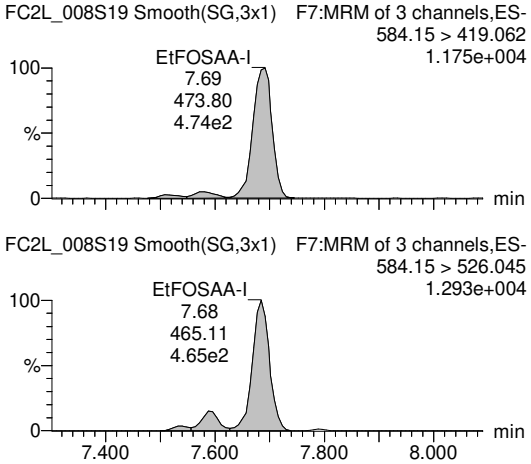

EtFOSAA

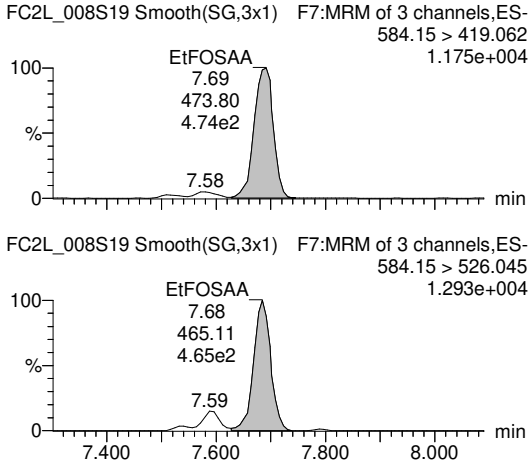

N-MeFOSE-I

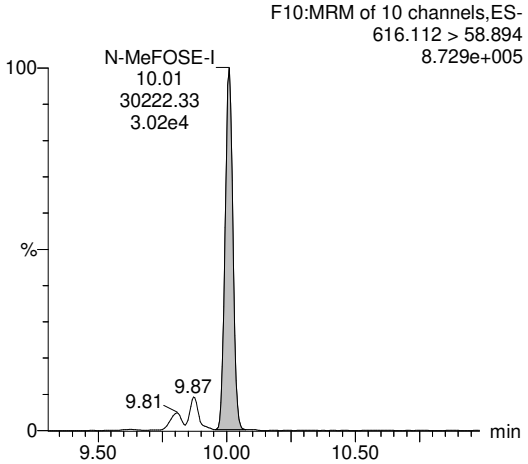

N-MeFOSE-II

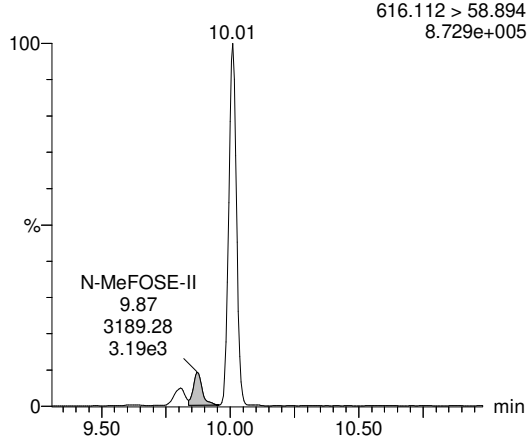

N-MeFOSE-III

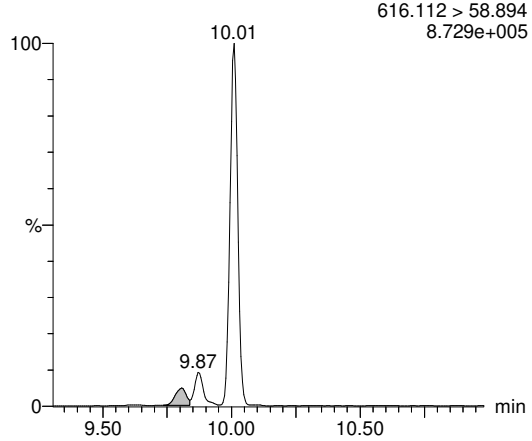

N-MeFOSE-SUM

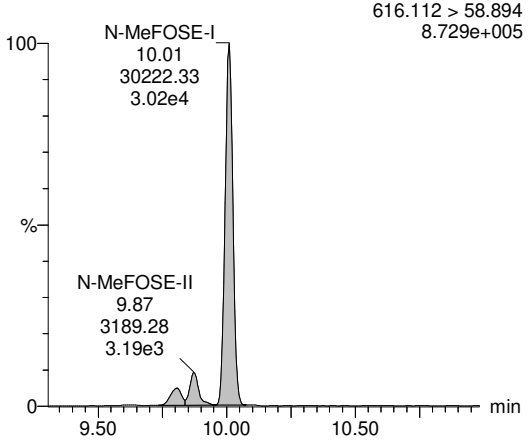

PV by TCH, SV by BRA 13-Jan-22, Conc. & LOD unit = ng for Inst QC, ng/mL for SPM, ng/L for samples

Quantify Sample Report **MassLynx MassLynx V4.1 SCN909**
SGS Axys Analytical Services, Ltd.

Dataset: G:\Masslynx\Inst_L\PFAS\quanfile\FC2L_008-b.qld

Last Altered: Tuesday, January 11, 2022 20:21:00 Pacific Standard Time
Printed: Thursday, January 13, 2022 12:41:50 Pacific Standard Time

ID: WG79609-103,, SPML, Name: FC2L_008S19, Description: 1,WG79609,2/4000uL, Date: 11-Jan-2022, Time: 01:10:03

N-MeFOSE

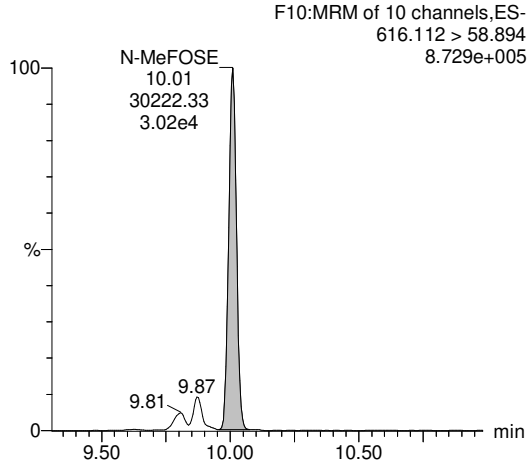

N-EtFOSE-I

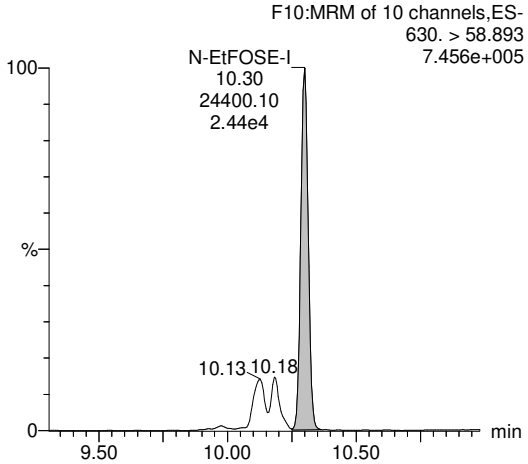

N-EtFOSE-II

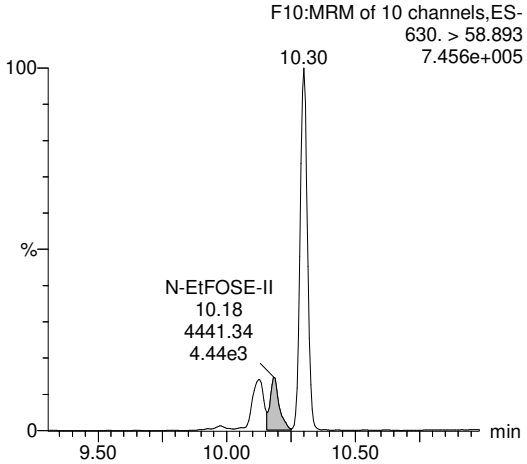

N-EtFOSE-III

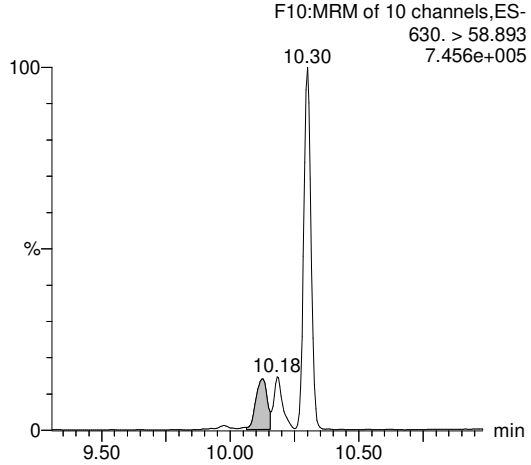

N-EtFOSE-SUM

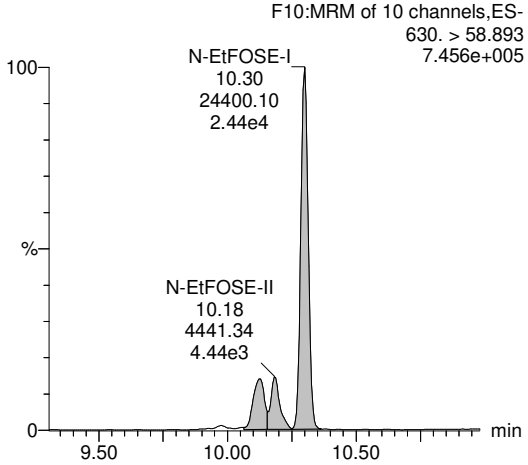

N-EtFOSE

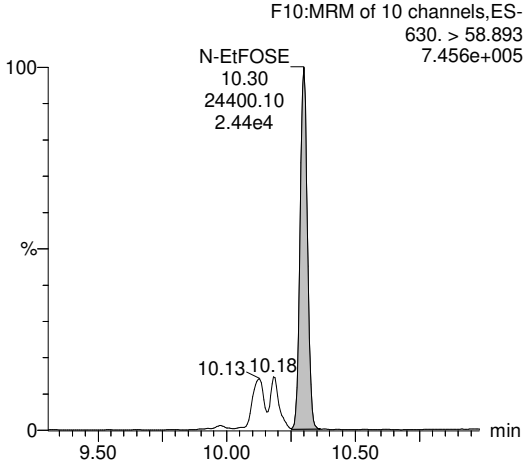

PV by TCH, SV by BRA 13-Jan-22, Conc. & LOD unit = ng for Inst QC, ng/mL for SPM, ng/L for samples

Quantify Sample Report **MassLynx MassLynx V4.1 SCN909**
SGS Axys Analytical Services, Ltd.

Dataset: G:\Masslynx\Inst_L\PFAS\quanfile\FC2L_008-b.qld

Last Altered: Tuesday, January 11, 2022 20:21:00 Pacific Standard Time
Printed: Thursday, January 13, 2022 12:41:50 Pacific Standard Time

ID: WG79609-103,, SPML, Name: FC2L_008S19, Description: 1,WG79609,2/4000uL, Date: 11-Jan-2022, Time: 01:10:03

HFPO-DA

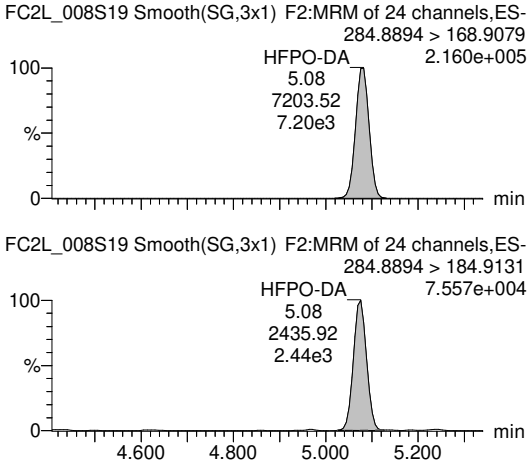

ADONA

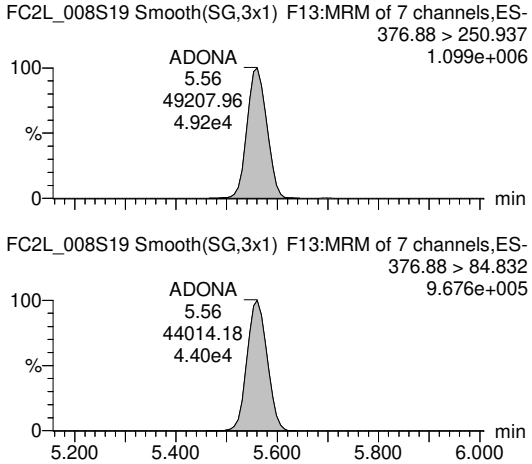

9Cl-PF3ONS

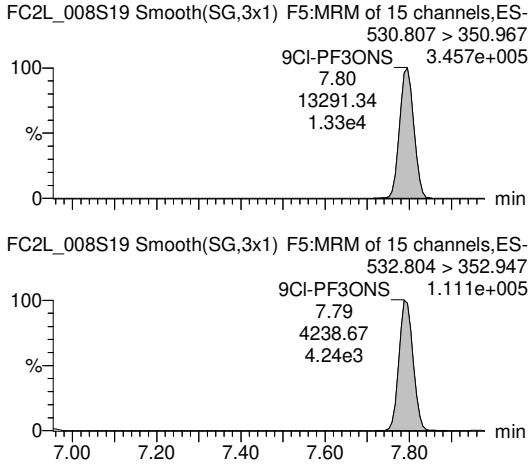

11Cl-PF3OUdS

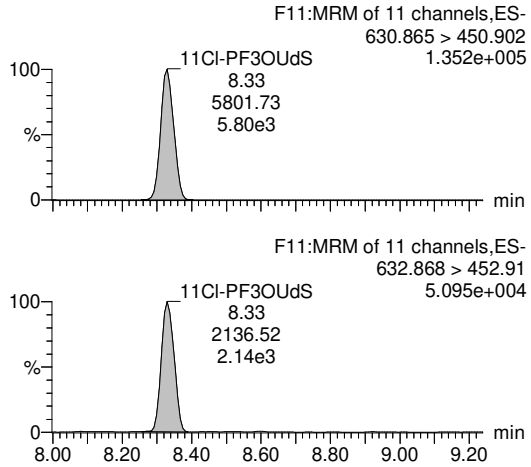

3:3 FTCA

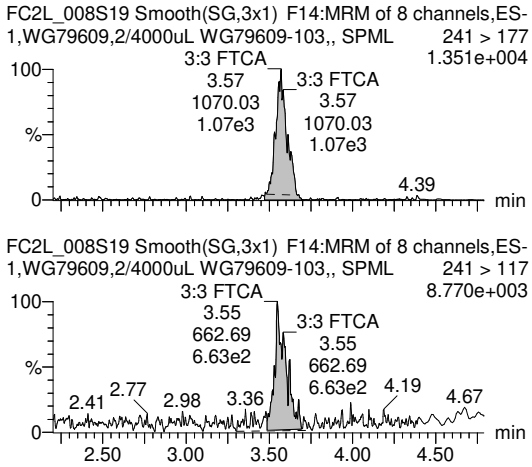

5:3 FTCA

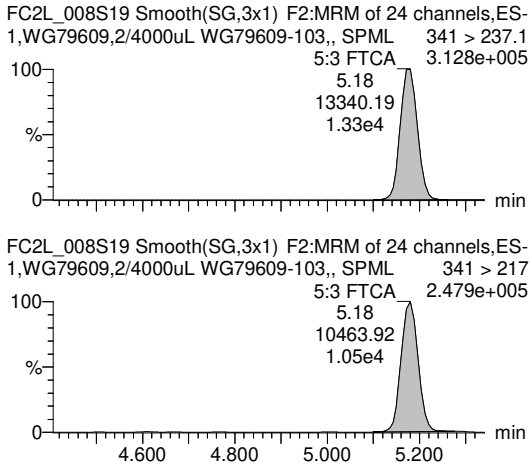

PV by TCH, SV by BRA 13-Jan-22, Conc. & LOD unit = ng for Inst QC, ng/mL for SPM, ng/L for samples

Quantify Sample Report **MassLynx MassLynx V4.1 SCN909**
SGS Axys Analytical Services, Ltd.

Dataset: G:\Masslynx\Inst_L\PFAS\quanfile\FC2L_008-b.qld

Last Altered: Tuesday, January 11, 2022 20:21:00 Pacific Standard Time
Printed: Thursday, January 13, 2022 12:41:50 Pacific Standard Time

ID: WG79609-103,, SPML, Name: FC2L_008S19, Description: 1,WG79609,2/4000uL, Date: 11-Jan-2022, Time: 01:10:03

7:3 FTCA

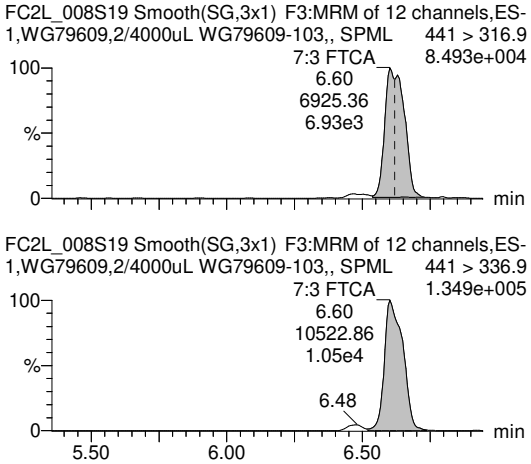

PFEESA

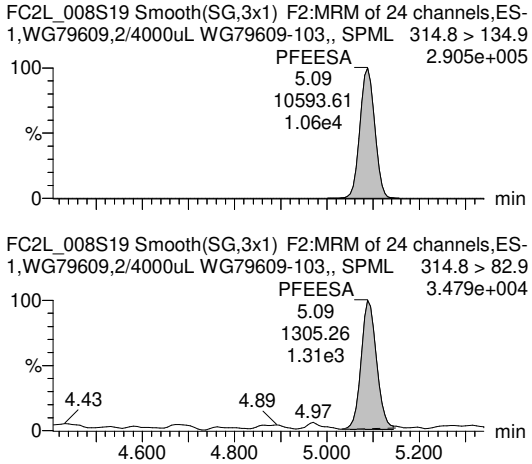

PFMPA

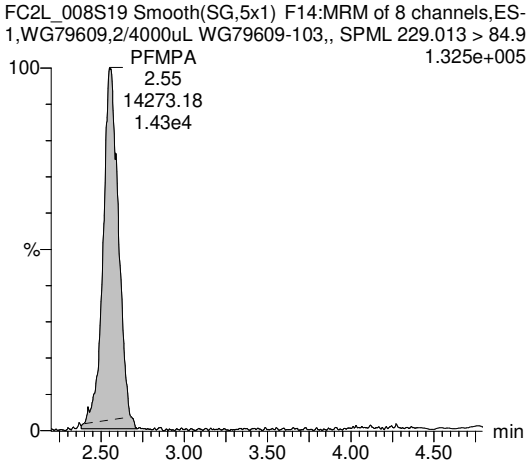

PFMBA

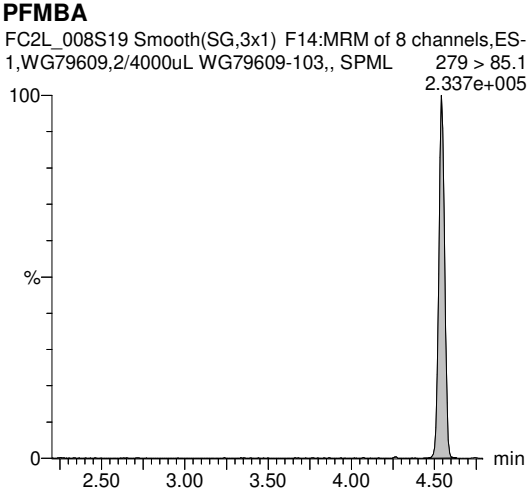

NFDHA

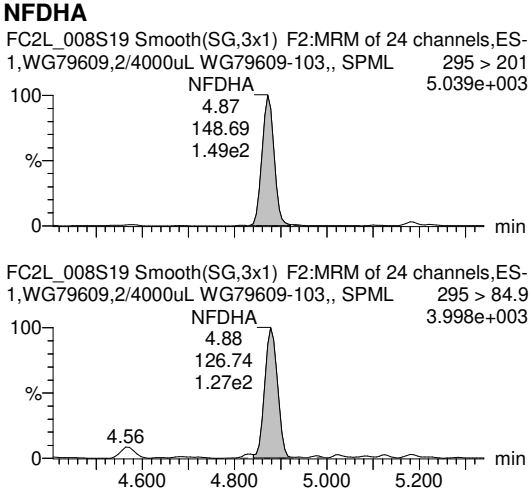

13C4-PFBA

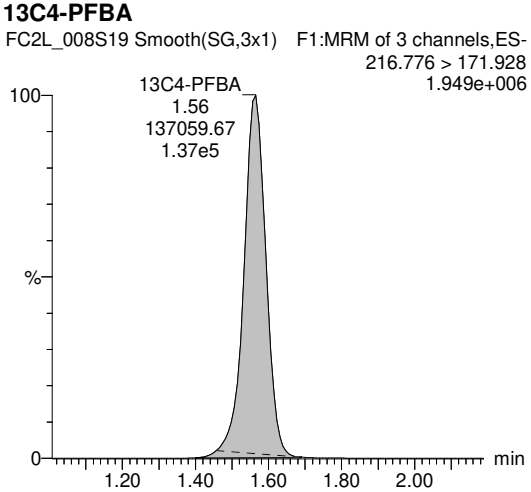

PV by TCH, SV by BRA 13-Jan-22, Conc. & LOD unit = ng for Inst QC, ng/mL for SPM, ng/L for samples

Quantify Sample Report **MassLynx MassLynx V4.1 SCN909**
SGS Axys Analytical Services, Ltd.

Dataset: G:\Masslynx\Inst_L\PFAS\quanfile\FC2L_008-b.qld

Last Altered: Tuesday, January 11, 2022 20:21:00 Pacific Standard Time
Printed: Thursday, January 13, 2022 12:41:50 Pacific Standard Time

ID: WG79609-103,, SPML, Name: FC2L_008S19, Description: 1,WG79609,2/4000uL, Date: 11-Jan-2022, Time: 01:10:03

13C5-PFPeA

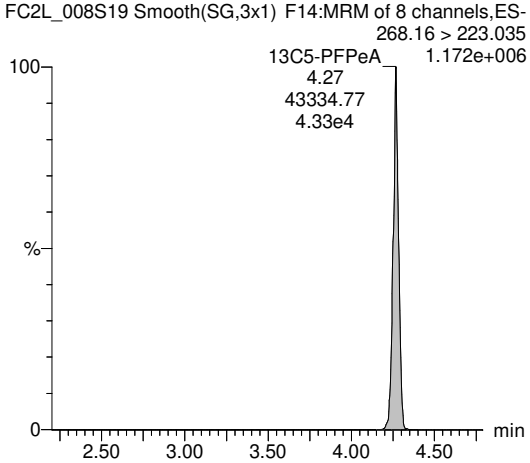

13C5-PFHxA

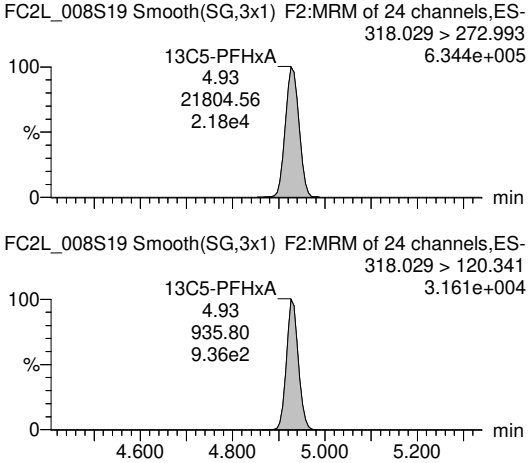

13C4-PFHpA

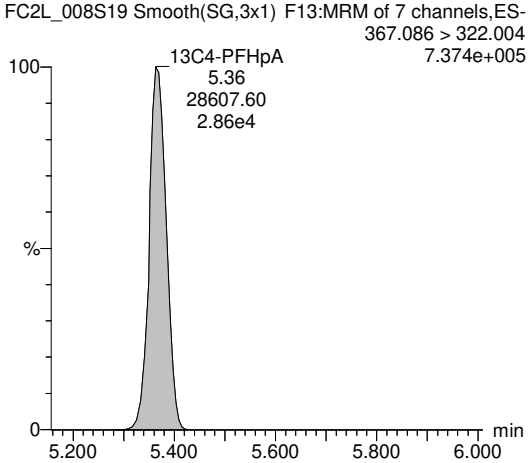

13C8-PFOA

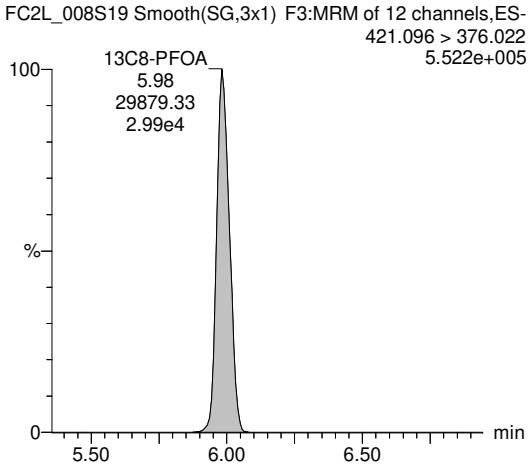

13C9-PFNA

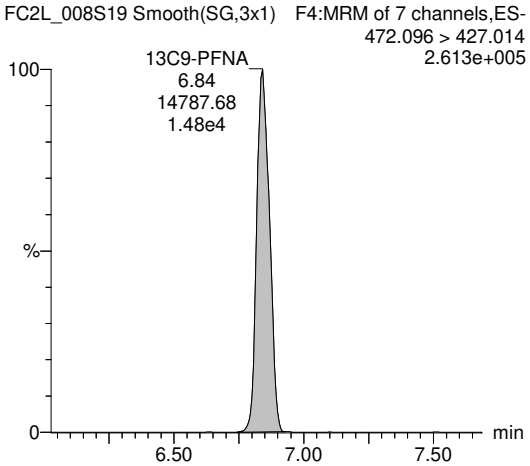

13C6-PFDA

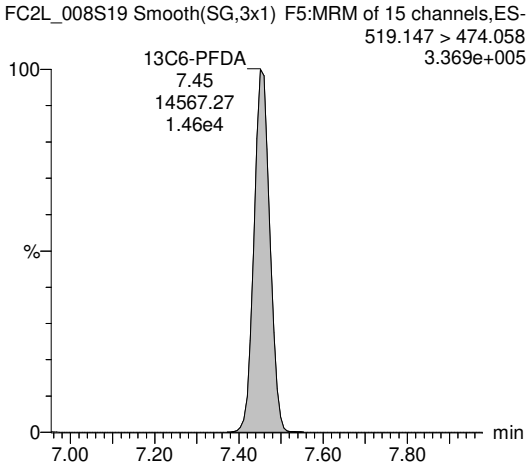

PV by TCH, SV by BRA 13-Jan-22, Conc. & LOD unit = ng for Inst QC, ng/mL for SPM, ng/L for samples

Quantify Sample Report **MassLynx MassLynx V4.1 SCN909**
SGS Axys Analytical Services, Ltd.

Dataset: G:\Masslynx\Inst_L\PFAS\quanfile\FC2L_008-b.qld

Last Altered: Tuesday, January 11, 2022 20:21:00 Pacific Standard Time
Printed: Thursday, January 13, 2022 12:41:50 Pacific Standard Time

ID: WG79609-103,, SPML, Name: FC2L_008S19, Description: 1,WG79609,2/4000uL, Date: 11-Jan-2022, Time: 01:10:03

13C7-PFUnA

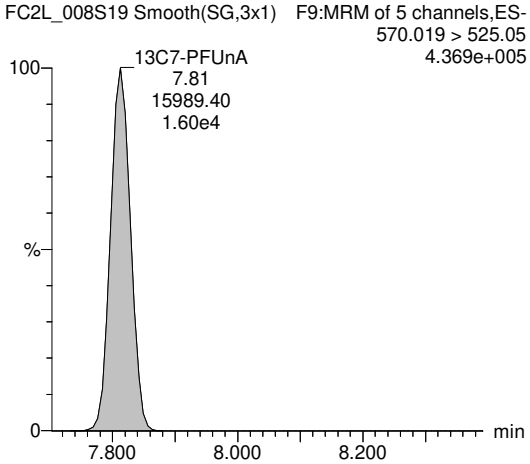

13C2-PFDoA

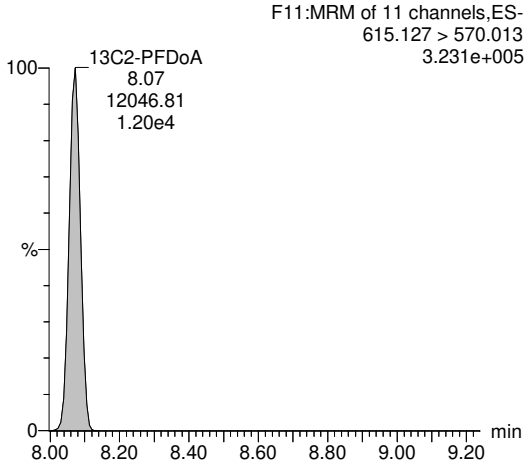

13C2-PFTeDA

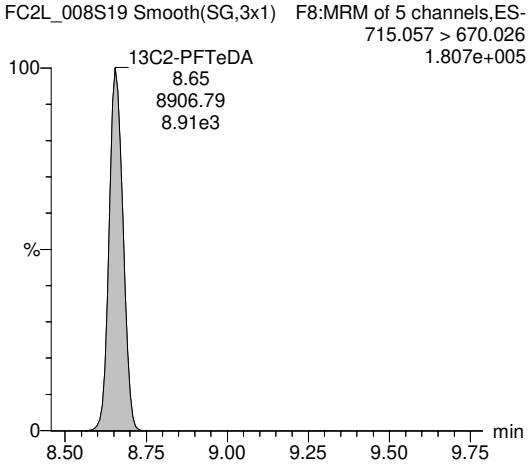

13C3-PFBS

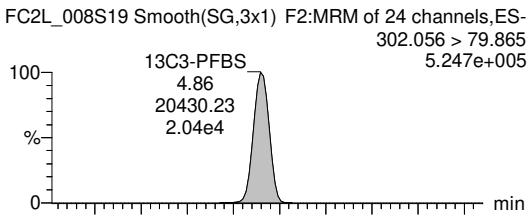

13C3-PFHxS

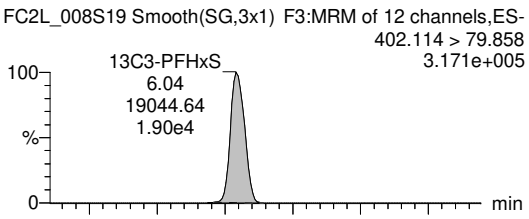

13C8-PFOS

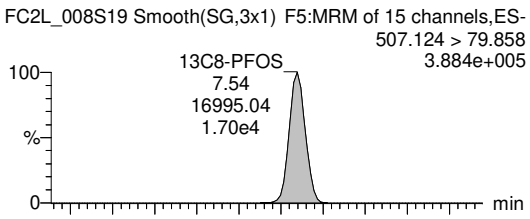

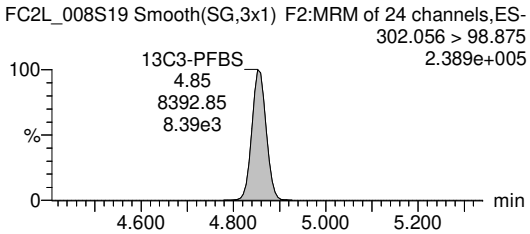

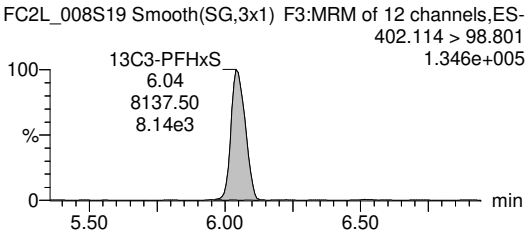

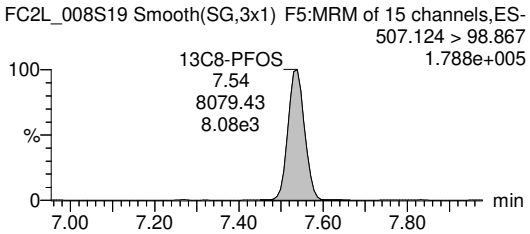

PV by TCH, SV by BRA 13-Jan-22, Conc. & LOD unit = ng for Inst QC, ng/mL for SPM, ng/L for samples

Quantify Sample Report **MassLynx MassLynx V4.1 SCN909**
SGS Axys Analytical Services, Ltd.

Dataset: G:\Masslynx\Inst_L\PFAS\quanfile\FC2L_008-b.qld

Last Altered: Tuesday, January 11, 2022 20:21:00 Pacific Standard Time
Printed: Thursday, January 13, 2022 12:41:50 Pacific Standard Time

ID: WG79609-103,, SPML, Name: FC2L_008S19, Description: 1,WG79609,2/4000uL, Date: 11-Jan-2022, Time: 01:10:03

13C2-4:2 FTS

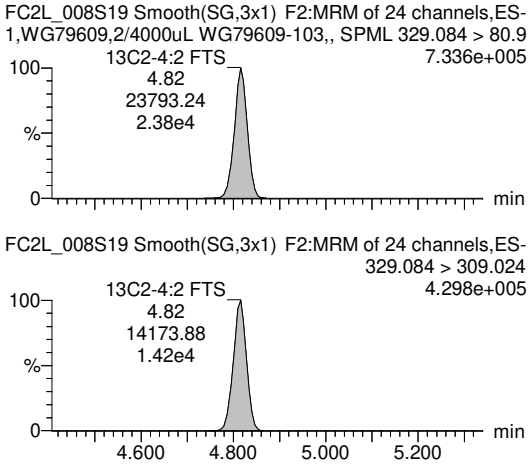

13C2-6:2 FTS

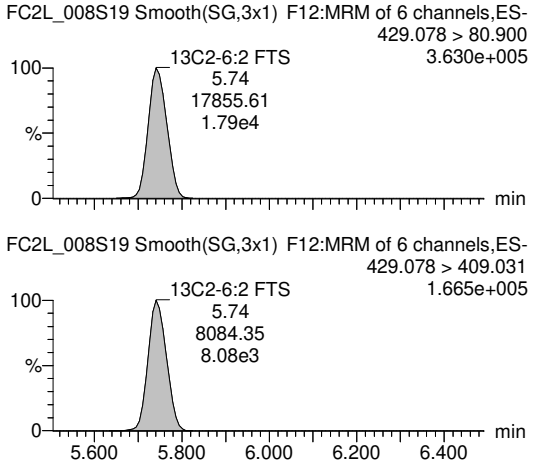

13C2-8:2 FTS

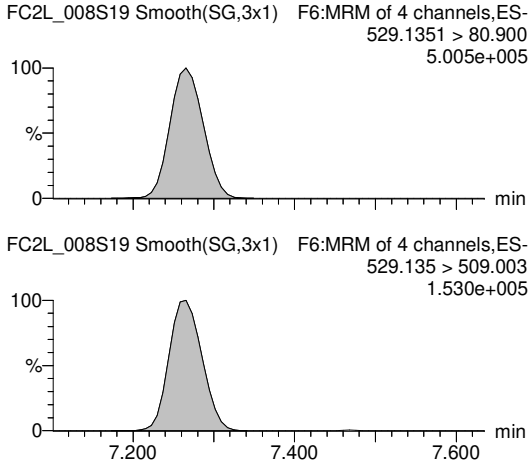

13C8-PFOSA

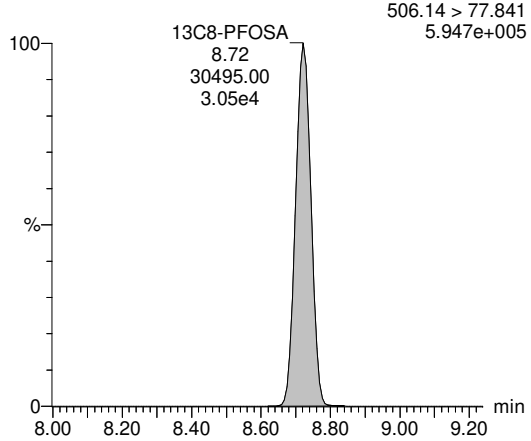

D3-N-MeFOSA

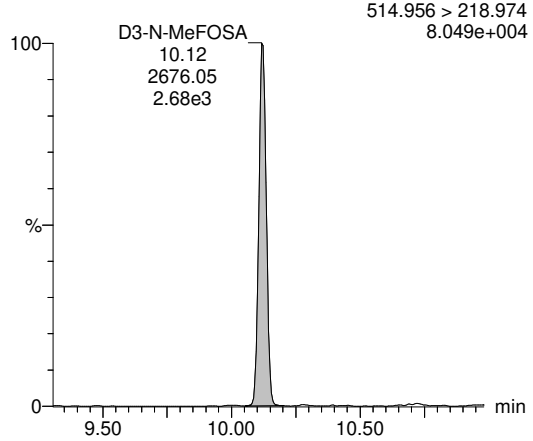

D5-N-EtFOSA

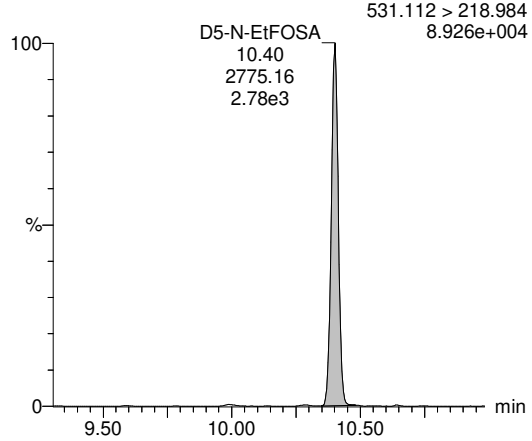

PV by TCH, SV by BRA 13-Jan-22, Conc. & LOD unit = ng for Inst QC, ng/mL for SPM, ng/L for samples

Quantify Sample Report **MassLynx MassLynx V4.1 SCN909**
SGS Axys Analytical Services, Ltd.

Dataset: G:\Masslynx\Inst_L\PFAS\quanfile\FC2L_008-b.qld

Last Altered: Tuesday, January 11, 2022 20:21:00 Pacific Standard Time
Printed: Thursday, January 13, 2022 12:41:50 Pacific Standard Time

ID: WG79609-103,, SPML, Name: FC2L_008S19, Description: 1,WG79609,2/4000uL, Date: 11-Jan-2022, Time: 01:10:03

D3-MeFOSAA

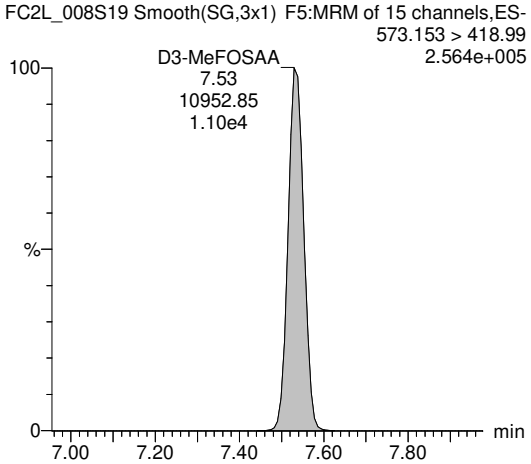

D5-EtFOSAA

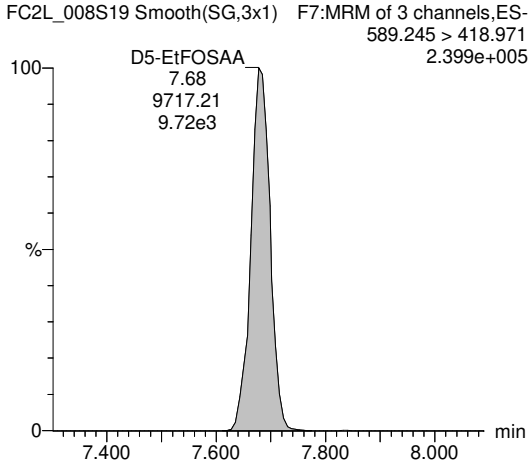

D7-N-MeFOSE

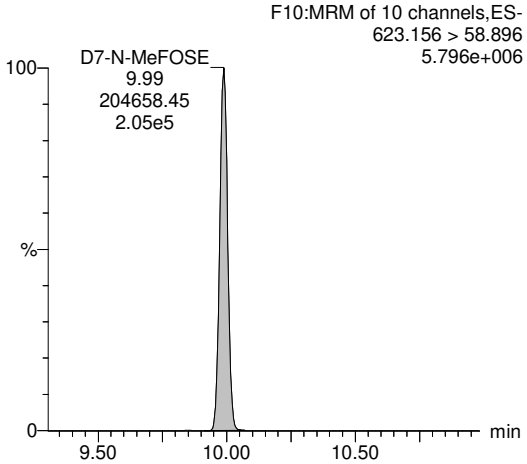

D9-N-EtFOSE

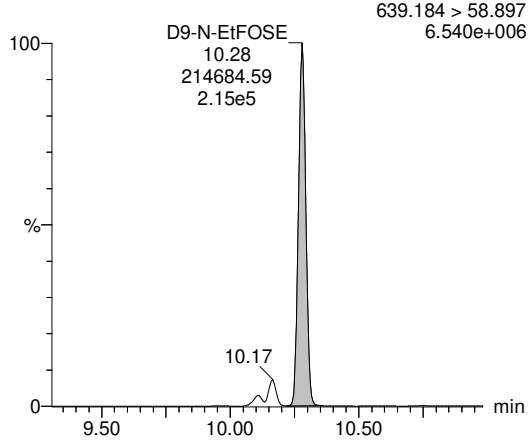

13C3-HFPO-DA

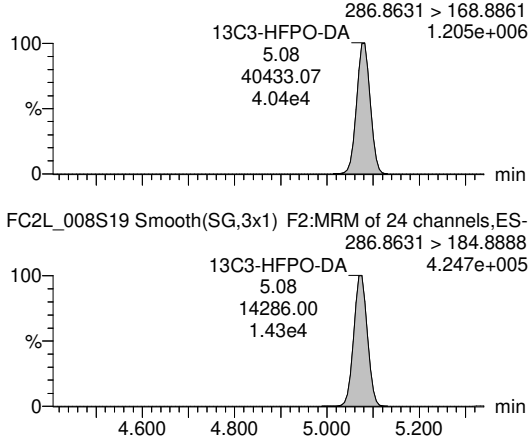

13C3-PFBA

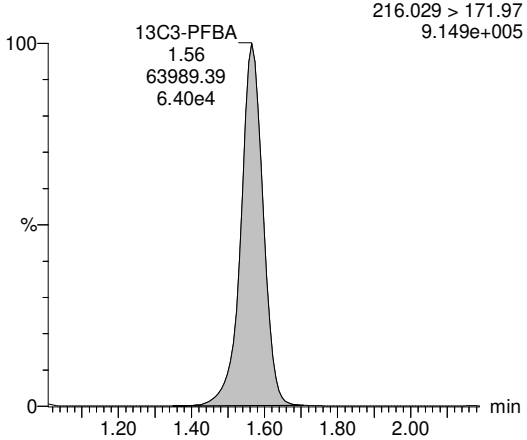

PV by TCH, SV by BRA 13-Jan-22, Conc. & LOD unit = ng for Inst QC, ng/mL for SPM, ng/L for samples

Quantify Sample Report **MassLynx MassLynx V4.1 SCN909**
SGS Axys Analytical Services, Ltd.

Dataset: G:\Masslynx\Inst_L\PFAS\quanfile\FC2L_008-b.qld

Last Altered: Tuesday, January 11, 2022 20:21:00 Pacific Standard Time
Printed: Thursday, January 13, 2022 12:41:50 Pacific Standard Time

ID: WG79609-103,, SPML, Name: FC2L_008S19, Description: 1,WG79609,2/4000uL, Date: 11-Jan-2022, Time: 01:10:03

13C2-PFHxA

FC2L_008S19 Smooth(SG,3x1) F2:MRM of 24 channels,ES-
315.083 > 269.984
1.078e+006

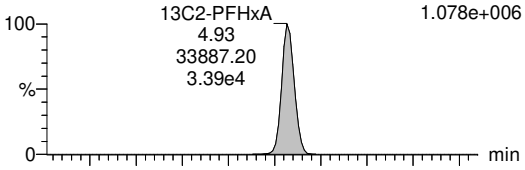

FC2L_008S19 Smooth(SG,3x1) F2:MRM of 24 channels,ES-
315.083 > 119.359
2.717e+004

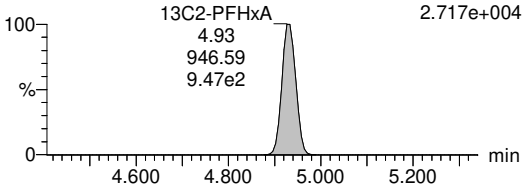

13C4-PFOA

FC2L_008S19 Smooth(SG,3x1) F3:MRM of 12 channels,ES-
417.083 > 171.95
1.611e+005

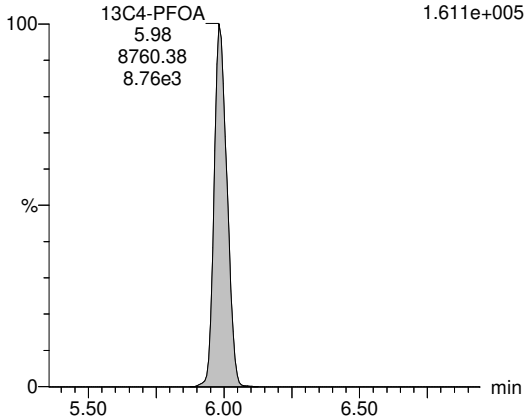

13C5-PFNA

FC2L_008S19 Smooth(SG,3x1) F4:MRM of 7 channels,ES-
468.019 > 423.008
2.560e+005

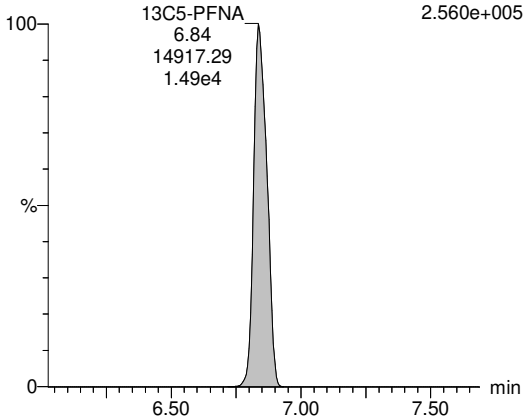

13C2-PFDA

FC2L_008S19 Smooth(SG,3x1) F5:MRM of 15 channels,ES-
515.134 > 470.05
3.560e+005

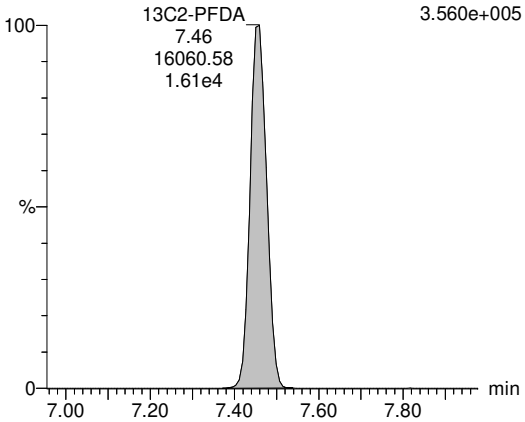

18O2-PFHxS

FC2L_008S19 Smooth(SG,3x1) F3:MRM of 12 channels,ES-
402.984 > 83.895
3.065e+005

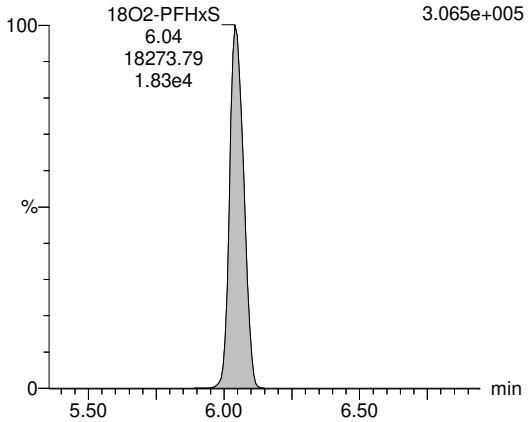

13C4-PFOS

FC2L_008S19 Smooth(SG,3x1) F5:MRM of 15 channels,ES-
502.791 > 79.856
4.318e+005

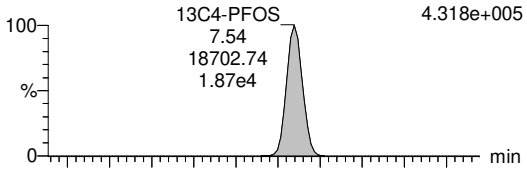

FC2L_008S19 Smooth(SG,3x1) F5:MRM of 15 channels,ES-
502.791 > 98.864
1.993e+005

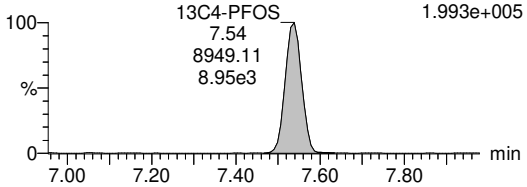

PV by TCH, SV by BRA 13-Jan-22, Conc. & LOD unit = ng for Inst QC, ng/mL for SPM, ng/L for samples

Quantify Sample Report **MassLynx MassLynx V4.1 SCN909**
SGS Axys Analytical Services, Ltd.

Dataset: G:\Masslynx\Inst_L\PFAS\quanfile\FC2L_008-b.qld

Last Altered: Tuesday, January 11, 2022 20:21:00 Pacific Standard Time
Printed: Thursday, January 13, 2022 12:41:50 Pacific Standard Time

ID: WG79609-103,, SPML, Name: FC2L_008S19, Description: 1,WG79609,2/4000uL, Date: 11-Jan-2022, Time: 01:10:03

13C2-D4-6:2 FTS

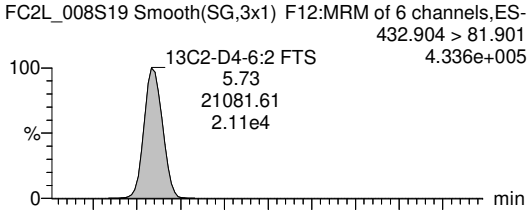

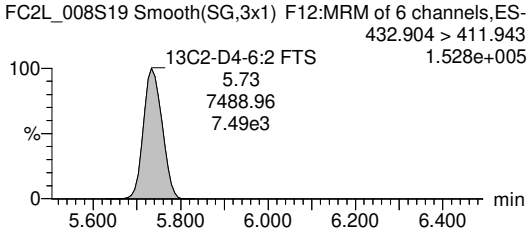

PV by TCH, SV by BRA 13-Jan-22, Conc. & LOD unit = ng for Inst QC, ng/mL for SPM, ng/L for samples

Quantify Sample Report **MassLynx MassLynx V4.1 SCN909**
SGS Axys Analytical Services, Ltd.

Dataset: G:\Masslynx\Inst_L\PFAS\quanfile\FC2L_008-b.qld

Last Altered: Tuesday, January 11, 2022 20:21:00 Pacific Standard Time
Printed: Thursday, January 13, 2022 12:41:50 Pacific Standard Time

ID: WG79609-103,, SPML, Name: FC2L_008S19, Description: 1,WG79609,2/4000uL, Date: 11-Jan-2022, Time: 01:10:03

#	IS#	Name	RT	Area	Confirm. Ion Area	IS Area	Std. Conc	Conc.	LOD	%Rec	Ratio (Pr...	Ratio	Ratio Fail(Y...	S/N	Noi...	IS Height	Samp. size	F2	Fla...
1	84	PFBA	1.56	22838		137060	6.400	6.644	0.0613	103.8				330	998	1946219	1.000	1.0	MM
2	85	PFPeA	4.27	9716		43335	3.200	3.711	0.2425	116.0				40	5721	1171444	1.000	1.0	MM
3	86	PFHxA	4.93	4372	848	21805	1.600	1.889	0.0363	118.0	4.85	5.16	NO	160	814	634126	1.000	1.0	bd
4	87	PFHpA	5.36	4790	2283	28608	1.600	1.527	0.0235	95.4	2.16	2.10	NO	181	635	737205	1.000	1.0	MM
5	88	PFOA-I	5.99	6410	3447	29879	0.000	1.466	0.0653		1.96	1.86	NO	67	1758	552075	1.000	1.0	bb
6	88	PFOA-II				29879	0.000		0.0653		0.00				1758	552075	1.000	1.0	
7	88	PFOA-III				29879	0.000		0.0653		0.00				1758	552075	1.000	1.0	
8	88	PFOA-IV				29879	0.000		0.0653		0.00				1758	552075	1.000	1.0	
9		PFOA-SUM		6410		29879	0.000	1.466	0.0653						1758	552075	1.000	1.0	
10	88	PFOA	5.99	6410	3471	29879	1.600	1.466	0.0653	91.6	1.96	1.85	NO	67	1758	552075	1.000	1.0	bb
11	89	PFNA-I	6.84	4934	1664	14788	0.000	1.629	0.0490		2.85	2.97	NO	96	873	261073	1.000	1.0	bb
12	89	PFNA-II				14788	0.000		0.0490		0.00				873	261073	1.000	1.0	
13	89	PFNA-III				14788	0.000		0.0490		0.00				873	261073	1.000	1.0	
14		PFNA-SUM		4934		14788	0.000	1.629	0.0490						873	261073	1.000	1.0	
15	89	PFNA	6.84	4934	1664	14788	1.600	1.629	0.0490	101.8	2.85	2.97	NO	96	873	261073	1.000	1.0	bb
16	90	PFDA	7.46	4325	1317	14567	1.600	1.773	0.0396	110.8	3.07	3.28	NO	128	745	336813	1.000	1.0	MM
17	91	PFUnA	7.81	4249	857	15989	1.600	1.742	0.0294	108.9	4.31	4.96	NO	176	654	436785	1.000	1.0	MM
18	92	PFDoA	8.06	4227	593	12047	1.600	1.633	0.0314	102.1	7.42	7.13	NO	151	726	322858	1.000	1.0	MM
19	M...	PFTrDA	8.32	3084	1000	10477	1.600	1.747	0.0366	109.2	3.08	3.08	NO	145	498	251763	1.000	1.0	bb
20	93	PFTeDA	8.65	2317	869	8907	1.600	1.742	0.1091	108.9	2.82	2.67	NO	46	981	180667	1.000	1.0	MM
21	94	PFBS	4.86	3481	1614	20430	1.600	1.478	0.0017	92.4	2.59	2.16	NO	2627	35	524572	1.000	1.0	bb
22	95	PFPeS	5.37	3275	1416	19045	1.605	1.743	0.0007	108.6	2.24	2.31	NO	107...	8	317029	1.000	1.0	bb
23	95	PFHxS-I	6.04	2965	1367	19045	0.000	1.325	0.0034		2.37	2.17	NO	1139	42	317029	1.000	1.0	bb
24	95	PFHxS-II	5.86	310	128	19045	0.000	0.139	0.0034		3.26	2.42	NO	116	42	317029	1.000	1.0	db
25	95	PFHxS-III	5.78	135	43	19045	0.000	0.060	0.0034		2.72	3.15	NO	66	42	317029	1.000	1.0	bd
26		PFHxS-SUM		3410		19045	0.000	1.524	0.0102						42	317029	1.000	1.0	
27	95	PFHxS	6.04	2965	1445	19045	1.600	1.325	0.0034	82.8	2.40	2.05	NO	1139	42	317029	1.000	1.0	bb
28	96	PFHpS	6.93	2858	1537	16995	1.604	1.550	0.0010	96.6	2.12	1.86	NO	3228	14	388347	1.000	1.0	db
29	96	PFOS-I	7.54	2696	1139	16995	0.000	1.277	0.0006		2.42	2.37	NO	5998	10	388347	1.000	1.0	db
30	96	PFOS-II	7.40	324	150	16995	0.000	0.153	0.0006		2.75	2.16	NO	583	10	388347	1.000	1.0	dd
31	96	PFOS-III	7.36	178	22	16995	0.000	0.085	0.0006		8.19	7.93	NO	371	10	388347	1.000	1.0	bd
32	96	PFOS-IV				16995	0.000		0.0006		2.14				10	388347	1.000	1.0	
33		PFOS-SUM		3198		16995	0.000	1.515	0.0019						10	388347	1.000	1.0	
34	96	PFOS	7.54	2696	1157	16995	1.600	1.277	0.0006	79.8	2.54	2.33	NO	5998	10	388347	1.000	1.0	db
35	96	PFNS	7.89	3003	1333	16995	1.603	1.498	0.0004	93.4	2.36	2.25	NO	139...	6	388347	1.000	1.0	bb

PV by TCH, SV by BRA 13-Jan-22, Conc. & LOD unit = ng for Inst QC, ng/mL for SPM, ng/L for samples

Quantify Sample Report **MassLynx MassLynx V4.1 SCN909**
SGS Axys Analytical Services, Ltd.

Dataset: G:\Masslynx\Inst_L\PFAS\quanfile\FC2L_008-b.qld

Last Altered: Tuesday, January 11, 2022 20:21:00 Pacific Standard Time
Printed: Thursday, January 13, 2022 12:41:50 Pacific Standard Time

ID: WG79609-103,, SPML, Name: FC2L_008S19, Description: 1,WG79609,2/4000uL, Date: 11-Jan-2022, Time: 01:10:03

#	IS#	Name	RT	Area	Confirm. Ion Area	IS Area	Std. Conc	Conc.	LOD	%Rec	Ratio (Pr...	Ratio	Ratio Fail(Y...	S/N	Noi...	IS Height	Samp. size	F2	Fla...
36	96	PFDS	8.14	2813	1346	16995	1.600	1.469	0.0006	91.8	2.36	2.09	NO	8936	8	388347	1.000	1.0	bb
37	96	PFDoS	8.79	1915	894	16995	1.602	1.214	0.0005	75.8	2.24	2.14	NO	5834	6	388347	1.000	1.0	MM
38	97	4:2 FTS	4.82	3499	10114	23793	6.400	6.237	0.0020	97.5	0.43	0.35	NO	8834	11	733379	1.000	1.0	bb
39	98	6:2 FTS	5.74	2640	5686	17856	5.760	5.721	0.0049	99.3	0.44	0.46	NO	3477	15	362932	1.000	1.0	bb
40	99	8:2 FTS	7.26	2425	4134	23757	6.400	7.629	0.0048	119.2	0.57	0.59	NO	4467	11	500415	1.000	1.0	bb
41	100	PFOSA-I	8.72	4364		30495	0.000	1.440	0.0013					3118	26	594507	1.000	1.0	bb
42	100	PFOSA-II	8.57	477		30495	0.000	0.157	0.0013					234	26	594507	1.000	1.0	MM
43		PFOSA-SUM		4841		30495	0.000	1.597	0.0027						26	594507	1.000	1.0	
44	100	PFOSA	8.72	4364		30495	1.600	1.440	0.0013	90.0				3118	26	594507	1.000	1.0	bb
45	101	N-MeFOSA-I	10.12	299	652	2676	0.000	0.998	0.0026		0.55	0.46	NO	1048	8	80422	1.000	1.0	bb
46	101	N-MeFOSA-II	9.93	40	61	2676	0.000	0.135	0.0026		1.14	0.66	NO	70	8	80422	1.000	1.0	MM
47		N-MeFOSA-SUM		340		2676	0.000	1.133	0.0052						8	80422	1.000	1.0	
48	101	N-MeFOSA	10.12	299	652	2676	1.840	0.998	0.0026	54.3	0.53	0.46	NO	1048	8	80422	1.000	1.0	bb
49	102	N-EtFOSA-I	10.41	763	1318	2775	0.000	2.289	0.0072		0.55	0.58	NO	933	26	89135	1.000	1.0	MM
50	102	N-EtFOSA-II	10.27	150	445	2775	0.000	0.450	0.0072		1.28	0.34	YES	109	26	89135	1.000	1.0	MM
51		N-EtFOSA-SUM		914		2775	0.000	2.739	0.0144						26	89135	1.000	1.0	
52	102	N-EtFOSA	10.41	774	1318	2775	4.000	2.319	0.0072	58.0	0.53	0.59	NO	933	26	89135	1.000	1.0	db
53	103	MeFOSAA-I	7.54	683	212	10953	0.000	1.466	0.0030		2.01	3.22	YES	1497	11	256295	1.000	1.0	db
54	103	MeFOSAA-II	7.43	31	65	10953	0.000	0.067	0.0030		1.84	0.48	YES	61	11	256295	1.000	1.0	dd
55	103	MeFOSAA-III	7.38	7	36	10953	0.000	0.014	0.0030		0.29	0.19	NO	17	11	256295	1.000	1.0	bd
56		MeFOSAA-SUM		721		10953	0.000	1.547	0.0091						11	256295	1.000	1.0	
57	103	MeFOSAA	7.54	683	213	10953	1.600	1.466	0.0030	91.7	1.87	3.20	YES	1497	11	256295	1.000	1.0	db
58	104	EtFOSAA-I	7.69	474	465	9717	0.000	1.285	0.0152		1.24	1.02	NO	254	46	239757	1.000	1.0	db
59	104	EtFOSAA-II	7.58	27	70	9717	0.000	0.072	0.0152		0.34	0.38	NO	13	46	239757	1.000	1.0	dd
60	104	EtFOSAA-III	7.51	13	15	9717	0.000	0.035	0.0152		0.63	0.87	NO	6	46	239757	1.000	1.0	bd
61		EtFOSAA-SUM		513		9717	0.000	1.392	0.0456						46	239757	1.000	1.0	
62	104	EtFOSAA	7.69	474	465	9717	1.600	1.285	0.0152	80.3	1.09	1.02	NO	254	46	239757	1.000	1.0	db
63	105	N-MeFOSE-I	10.01	30222		204658	0.000	13.396	0.0193					2119	411	5791482	1.000	1.0	db
64	105	N-MeFOSE-II	9.87	3189		204658	0.000	1.414	0.0193					194	411	5791482	1.000	1.0	dd
65	105	N-MeFOSE-III	9.81	2057		204658	0.000	0.912	0.0193					101	411	5791482	1.000	1.0	bd
66		N-MeFOSE-SUM		35468		204658	0.000	15.721	0.0579						411	5791482	1.000	1.0	
67	105	N-MeFOSE	10.01	30222		204658	16.000	13.396	0.0193	83.7				2119	411	5791482	1.000	1.0	db
68	106	N-EtFOSE-I	10.30	24400		214685	0.000	9.552	0.0119					2414	308	6534719	1.000	1.0	db
69	106	N-EtFOSE-II	10.18	4441		214685	0.000	1.739	0.0119					352	308	6534719	1.000	1.0	dd
70	106	N-EtFOSE-III	10.13	5245		214685	0.000	2.053	0.0119					337	308	6534719	1.000	1.0	dd

PV by TCH, SV by BRA 13-Jan-22, Conc. & LOD unit = ng for Inst QC, ng/mL for SPM, ng/L for samples

Quantify Sample Report **MassLynx MassLynx V4.1 SCN909**
SGS Axys Analytical Services, Ltd.

Dataset: G:\Masslynx\Inst_L\PFAS\quanfile\FC2L_008-b.qld

Last Altered: Tuesday, January 11, 2022 20:21:00 Pacific Standard Time
Printed: Thursday, January 13, 2022 12:41:50 Pacific Standard Time

ID: WG79609-103,, SPML, Name: FC2L_008S19, Description: 1,WG79609,2/4000uL, Date: 11-Jan-2022, Time: 01:10:03

#	IS#	Name	RT	Area	Confirm. Ion Area	IS Area	Std. Conc	Conc.	LOD	%Rec	Ratio (Pr...	Ratio	Ratio Fail(Y...	S/N	Noi...	IS Height	Samp. size	F2	Fla...
71		N-EtFOSE-SUM		34087		214685	0.000	13.344	0.0357						308	6534719	1.000	1.0	
72	106	N-EtFOSE	10.30	24400		214685	12.000	9.552	0.0119	79.6				2414	308	6534719	1.000	1.0	db
73	107	HFPO-DA	5.08	7204	2436	40433	6.080	6.519	0.0019	107.2	2.87	2.96	NO	102...	21	1204802	1.000	1.0	bb
74	107	ADONA	5.56	49208	44014	40433	6.400	6.938	0.0055	108.4	1.08	1.12	NO	2846	386	1204802	1.000	1.0	bb
75	107	9Cl-PF3ONS	7.80	13291	4239	40433	6.412	6.610	0.0008	103.1	3.20	3.14	NO	208...	17	1204802	1.000	1.0	bb
76	107	11Cl-PF3OUdS	8.33	5802	2137	40433	6.410	5.342	0.0044	83.3	3.13	2.72	NO	2829	48	1204802	1.000	1.0	bb
77	85	3:3 FTCA	3.57	1070	663	43335	6.400	5.959	0.2611	93.1	1.75	1.61	NO	32	422	1171444	1.000	1.0	MM
78	86	5:3 FTCA	5.18	13340	10464	21805	40.000	35.554	0.0107	88.9	1.20	1.27	NO	8039	39	634126	1.000	1.0	bb
79	86	7:3 FTCA	6.60	6925	10523	21805	40.000	31.631	0.7238	79.1	0.71	0.66	NO	55	1536	634126	1.000	1.0	MM
80	86	PFEESA	5.09	10594	1305	21805	1.600	1.538	0.0003	96.2	9.28	8.12	NO	150...	19	634126	1.000	1.0	bb
81	85	PFMPA	2.55	14273		43335	3.200	3.605	0.0131	112.7				282	468	1171444	1.000	1.0	MM
82	85	PFMBA	4.54	9312		43335	1.600	1.767	0.0022	110.4				2223	105	1171444	1.000	1.0	bb
83	86	NFDHA	4.87	149	127	21805	3.200	1.573	0.0272	49.2	0.94	1.17	NO	201	25	634126	1.000	1.0	MM
84	108	13C4-PFBA	1.56	137060		63989	40.000	37.511	0.0068	93.8				165...	118	913519	1.000	1.0	MM
85	109	13C5-PFPeA	4.27	43335		33887	20.000	15.557	0.0809	77.8				491	2388	1077379	1.000	1.0	MM
86	109	13C5-PFHxA	4.93	21805	936	33887	10.000	9.201	0.0010	92.0	23.32	23.30	NO	253...	25	1077379	1.000	1.0	bb
87	110	13C4-PFHpA	5.36	28608		8760	10.000	9.847	0.0013	98.5				315...	23	161126	1.000	1.0	bb
88	110	13C8-PFOA	5.98	29879		8760	10.000	9.151	0.0018	91.5				153...	36	161126	1.000	1.0	bb
89	111	13C9-PFNA	6.84	14788		14917	5.000	4.320	0.0022	86.4				5995	44	255986	1.000	1.0	bb
90	112	13C6-PFDA	7.45	14567		16061	5.000	4.507	0.0008	90.1				176...	19	355940	1.000	1.0	bb
91	112	13C7-PFUnA	7.81	15989		16061	5.000	4.558	0.0017	91.2				9782	45	355940	1.000	1.0	bb
92	112	13C2-PFDoA	8.07	12047		16061	5.000	3.990	0.0037	79.8				3944	82	355940	1.000	1.0	bb
93	112	13C2-PFTeDA	8.65	8907		16061	5.000	3.363	0.0016	67.3				5935	30	355940	1.000	1.0	db
94	113	13C3-PFBS	4.86	20430	8393	18274	10.030	8.991	0.0075	89.6	2.73	2.43	NO	5494	95	306522	1.000	1.0	bb
95	113	13C3-PFHxS	6.04	19045	8138	18274	10.015	9.187	0.0017	91.7	2.38	2.34	NO	158...	20	306522	1.000	1.0	MM
96	114	13C8-PFOS	7.54	16995	8079	18703	10.062	10.006	0.0012	99.4	2.33	2.10	NO	254...	15	431717	1.000	1.0	bb
97	115	13C2-4:2 FTS	4.82	23793	14174	21082	20.168	20.618	0.0053	102.2	1.62	1.68	NO	174...	42	433593	1.000	1.0	bb
98	115	13C2-6:2 FTS	5.74	17856	8084	21082	19.998	18.647	0.0023	93.2	1.88	2.21	NO	239...	15	433593	1.000	1.0	bb
99	115	13C2-8:2 FTS	7.27	23757	7184	21082	20.040	15.681	0.0116	78.2	3.76	3.31	NO	4158	120	433593	1.000	1.0	bb
1...	114	13C8-PFOSA	8.72	30495		18703	10.000	8.973	0.0005	89.7				428...	14	431717	1.000	1.0	bb
1...	114	D3-N-MeFOSA	10.12	2676		18703	10.000	5.140	0.0218	51.4				921	87	431717	1.000	1.0	db
1...	114	D5-N-EtFOSA	10.40	2775		18703	10.000	5.320	0.0247	53.2				898	99	431717	1.000	1.0	bb
1...	115	D3-MeFOSAA	7.53	10953		21082	20.000	10.879	0.0033	54.4				112...	23	433593	1.000	1.0	bb
1...	115	D5-EtFOSAA	7.68	9717		21082	20.000	11.759	0.0037	58.8				115...	21	433593	1.000	1.0	bb
1...	114	D7-N-MeFOSE	9.99	204658		18703	100.000	59.116	0.0224	59.1				9713	596	431717	1.000	1.0	bb

PV by TCH, SV by BRA 13-Jan-22, Conc. & LOD unit = ng for Inst QC, ng/mL for SPM, ng/L for samples

Quantify Sample Report **MassLynx MassLynx V4.1 SCN909**
SGS Axys Analytical Services, Ltd.

Dataset: G:\Masslynx\Inst_L\PFAS\quanfile\FC2L_008-b.qld

Last Altered: Tuesday, January 11, 2022 20:21:00 Pacific Standard Time
Printed: Thursday, January 13, 2022 12:41:50 Pacific Standard Time

ID: WG79609-103,, SPML, Name: FC2L_008S19, Description: 1,WG79609,2/4000uL, Date: 11-Jan-2022, Time: 01:10:03

#	IS#	Name	RT	Area	Confirm. Ion Area	IS Area	Std. Conc	Conc.	LOD	%Rec	Ratio (Pr...	Ratio	Ratio Fail(Y...	S/N	Noi...	IS Height	Samp. size	F2	Fla...
1...	114	D9-N-EtFOSE	10.28	214685		18703	100.000	47.941	0.0122	47.9				155...	419	431717	1.000	1.0	bb
1...	109	13C3-HFPO-DA	5.08	40433	14286	33887	40.000	36.568	0.0010	91.4	2.64	2.83	NO	987...	12	1077379	1.000	1.0	bb
1...		13C3-PFBA	1.56	63989			20.000	12.998	0.0070	65.0				5596	163		1.000	1.0	bb
1...		13C2-PFHxA	4.93	33887	947		10.000	6.201	0.0005	62.0	35.50	35.80	NO	352...	31		1.000	1.0	bb
110		13C4-PFOA	5.98	8760			10.000	6.672	0.0034	66.7				5931	27		1.000	1.0	bb
111		13C5-PFNA	6.84	14917			5.000	3.224	0.0016	64.5				6124	42		1.000	1.0	bb
112		13C2-PFDA	7.46	16061			5.000	3.111	0.0032	62.2				2890	123		1.000	1.0	bb
113		18O2-PFHxS	6.04	18274			10.050	6.427	0.0011	63.9				174...	18		1.000	1.0	bb
114		13C4-PFOS	7.54	18703	8949		10.150	6.058	0.0016	59.7	2.17	2.09	NO	112...	38		1.000	1.0	bb
115		13C2-D4-6:2 F...	5.73	21082	7489		20.000	32.875	0.0093	164.4	2.50	2.82	NO	106...	41		1.000	1.0	bd

PV by TCH, SV by BRA 13-Jan-22, Conc. & LOD unit = ng for Inst QC, ng/mL for SPM, ng/L for samples

Quantify Sample Report **MassLynx MassLynx V4.1 SCN909**
SGS Axys Analytical Services, Ltd.

Dataset: G:\Masslynx\Inst_L\PFAS\quanfile\FC2L_009-b.qld

Last Altered: Wednesday, January 12, 2022 10:02:34 Pacific Standard Time
Printed: Friday, January 14, 2022 10:01:12 Pacific Standard Time

Method: G:\Masslynx\Master Methods\MassLynx SCN 909\UPLC\FC_110_UPLC_15DoD.mdb 10 Jun 2021 10:20:13
Calibration: G:\Masslynx\Inst_L\PFAS\curve\FC1L_080-A6.cdb 09 Jun 2021 14:38:41

ID: WG79609-103,i, SPML, Name: FC2L_009S18, Description: 1,WG79609,2/4000uL, Date: 11-Jan-2022, Time: 16:02:33

PFBA

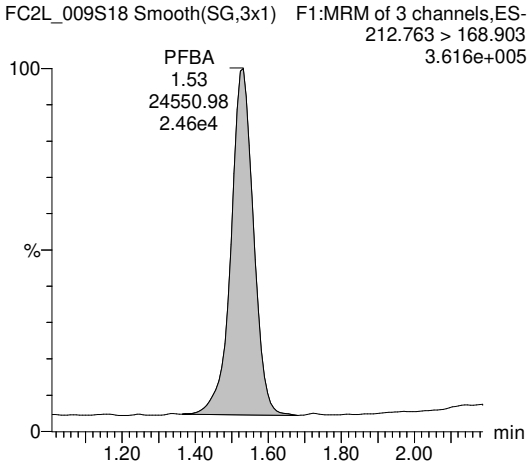

PFPeA

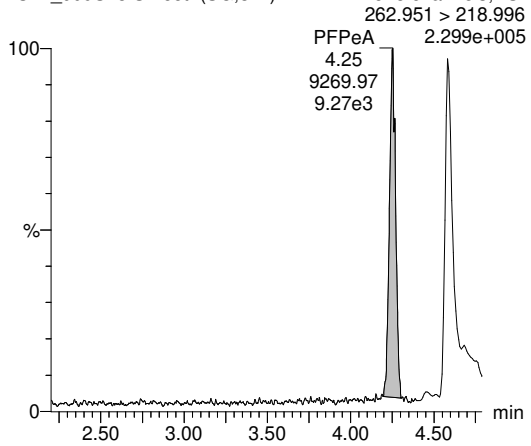

PFHxA

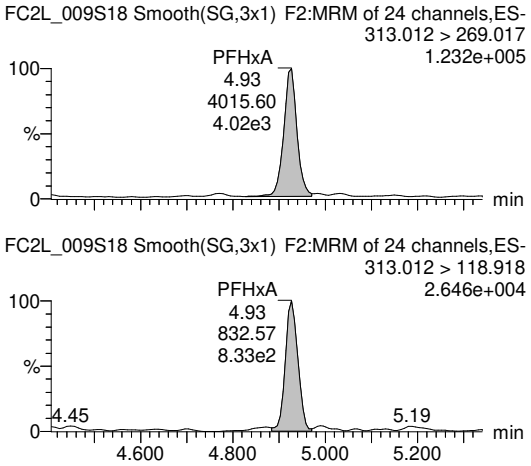

PFHpA

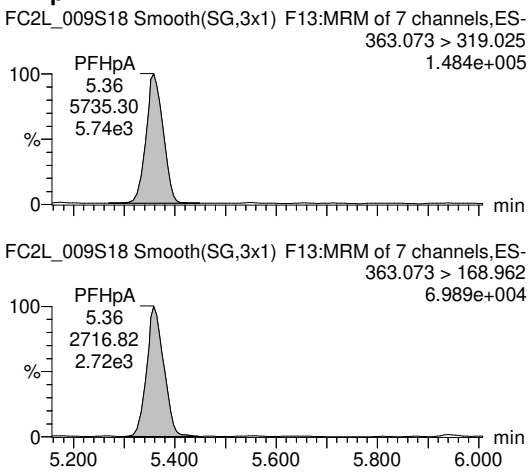

PFOA-I

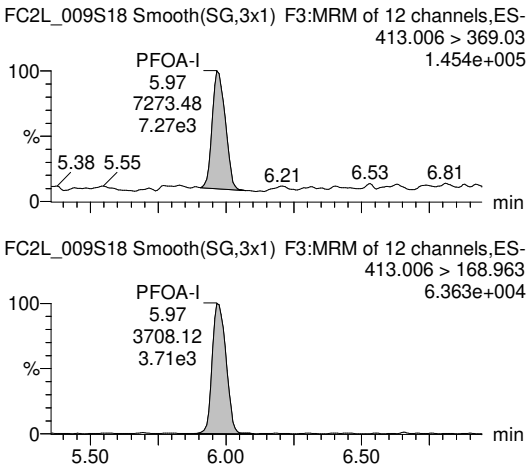

PFOA-II

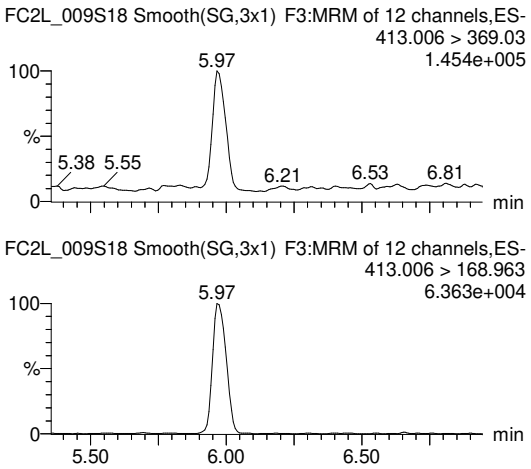

PV by TCH, SV by BRA 14-Jan-22, Conc. & LOD unit = ng for Inst QC, ng/mL for SPM, ng/L for samples

Quantify Sample Report **MassLynx MassLynx V4.1 SCN909**
SGS Axys Analytical Services, Ltd.

Dataset: G:\Masslynx\Inst_L\PFAS\quanfile\FC2L_009-b.qld

Last Altered: Wednesday, January 12, 2022 10:02:34 Pacific Standard Time
Printed: Friday, January 14, 2022 10:01:12 Pacific Standard Time

ID: WG79609-103,i, SPML, Name: FC2L_009S18, Description: 1,WG79609,2/4000uL, Date: 11-Jan-2022, Time: 16:02:33

PFOA-III

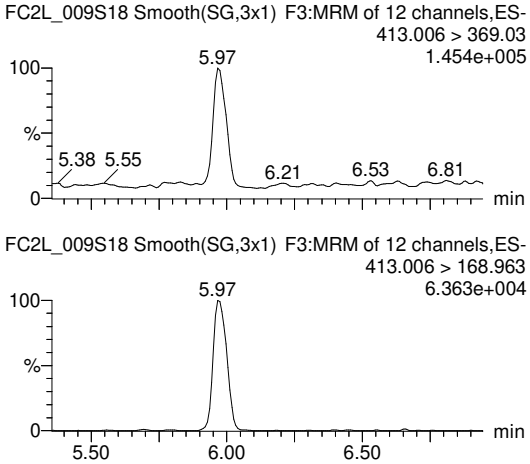

PFOA-IV

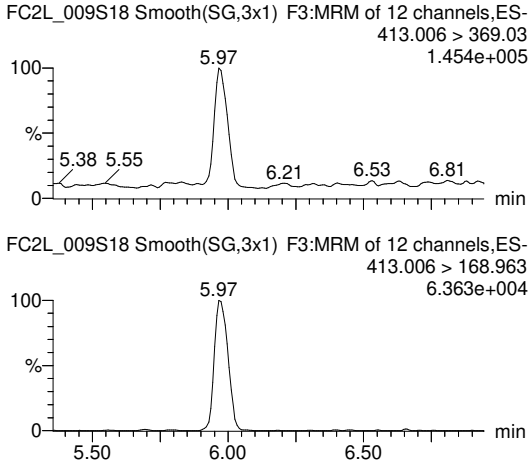

PFOA-SUM

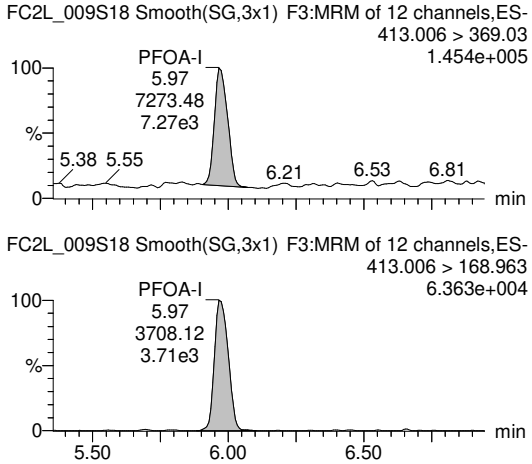

PFOA

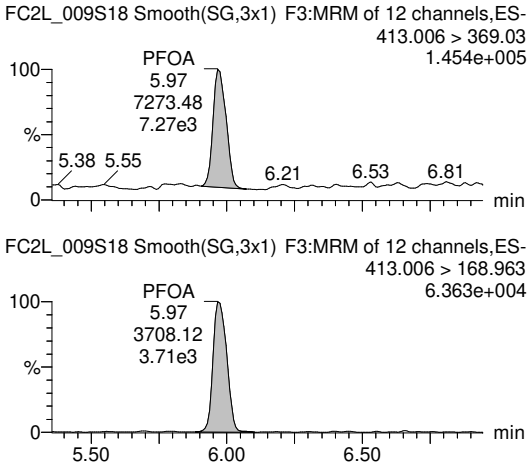

PFNA-I

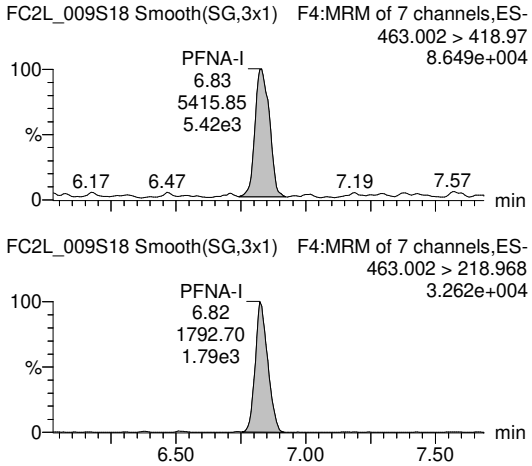

PFNA-II

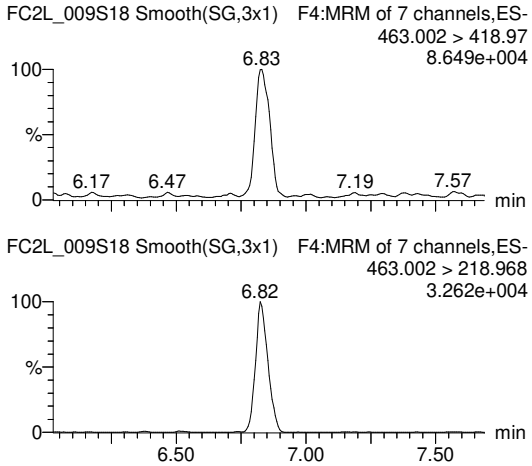

PV by TCH, SV by BRA 14-Jan-22, Conc. & LOD unit = ng for Inst QC, ng/mL for SPM, ng/L for samples

Quantify Sample Report **MassLynx MassLynx V4.1 SCN909**
SGS Axys Analytical Services, Ltd.

Dataset: G:\Masslynx\Inst_L\PFAS\quanfile\FC2L_009-b.qld

Last Altered: Wednesday, January 12, 2022 10:02:34 Pacific Standard Time
Printed: Friday, January 14, 2022 10:01:12 Pacific Standard Time

ID: WG79609-103,i, SPML, Name: FC2L_009S18, Description: 1,WG79609,2/4000uL, Date: 11-Jan-2022, Time: 16:02:33

PFNA-III

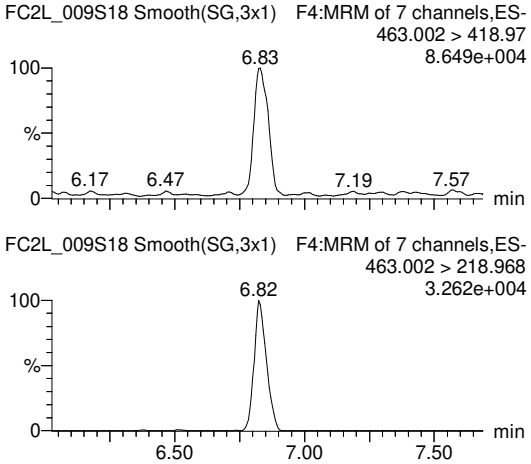

PFNA-SUM

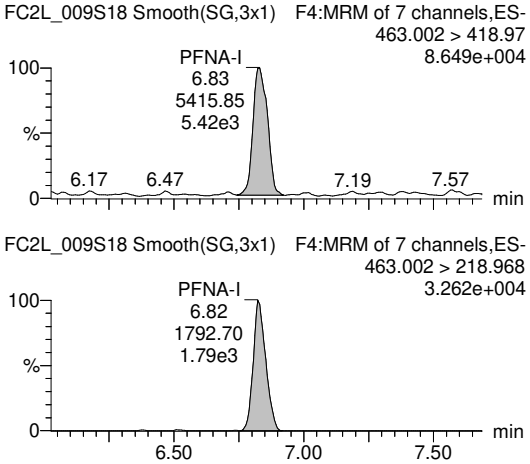

PFNA

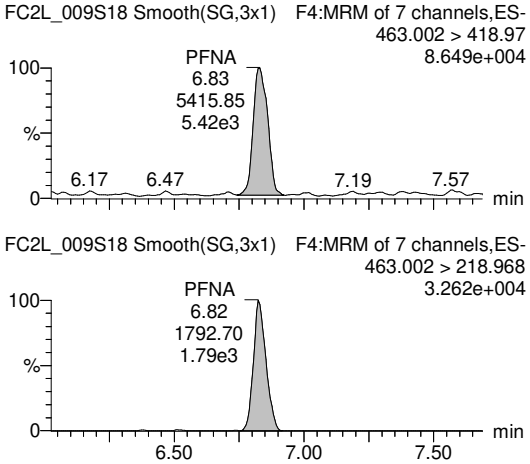

PFDA

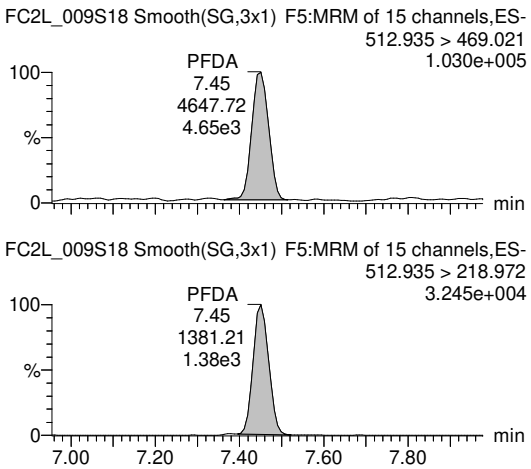

PFUnA

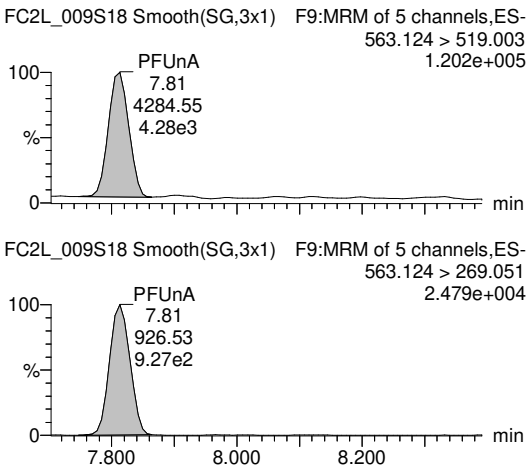

PFDoA

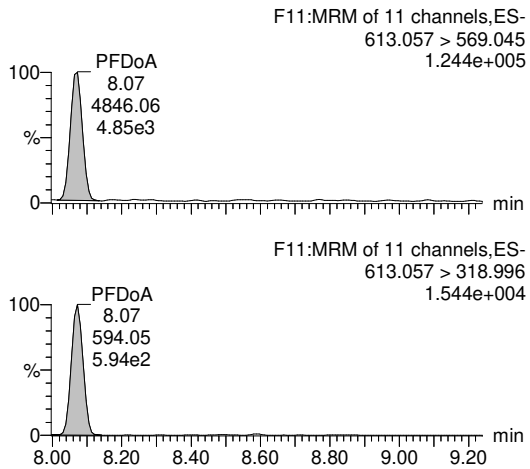

PV by TCH, SV by BRA 14-Jan-22, Conc. & LOD unit = ng for Inst QC, ng/mL for SPM, ng/L for samples

Quantify Sample Report **MassLynx MassLynx V4.1 SCN909**
SGS Axys Analytical Services, Ltd.

Dataset: G:\Masslynx\Inst_L\PFAS\quanfile\FC2L_009-b.qld

Last Altered: Wednesday, January 12, 2022 10:02:34 Pacific Standard Time
Printed: Friday, January 14, 2022 10:01:12 Pacific Standard Time

ID: WG79609-103,i, SPML, Name: FC2L_009S18, Description: 1,WG79609,2/4000uL, Date: 11-Jan-2022, Time: 16:02:33

PFTrDA

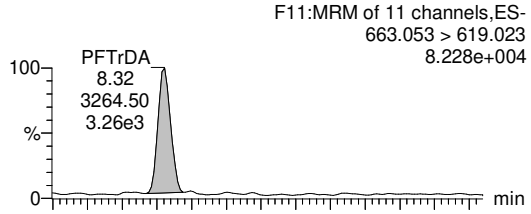

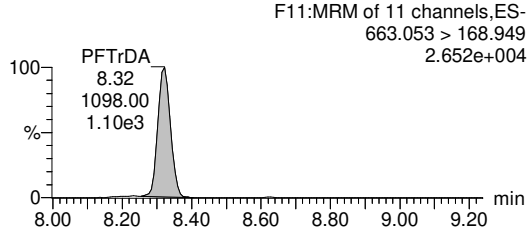

PFTeDA

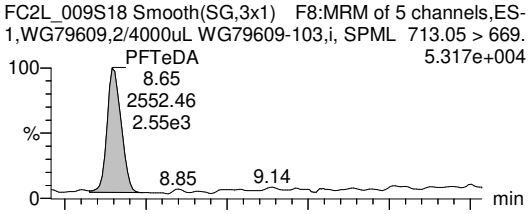



PFBS

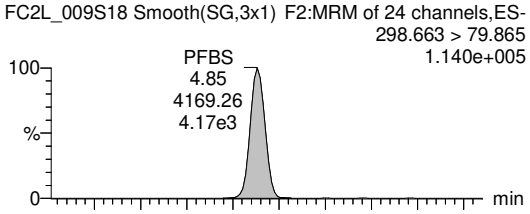

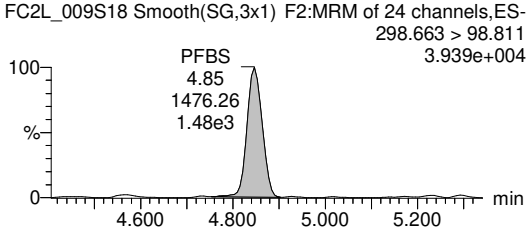

PFPeS

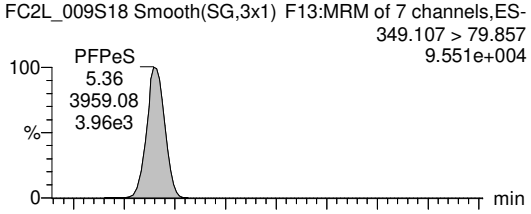

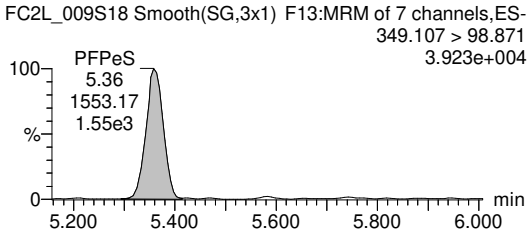

PFHxS-I

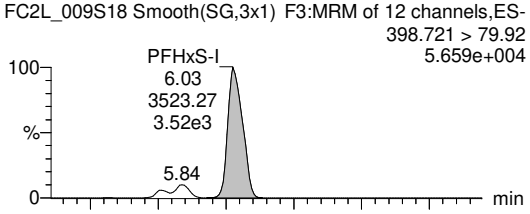

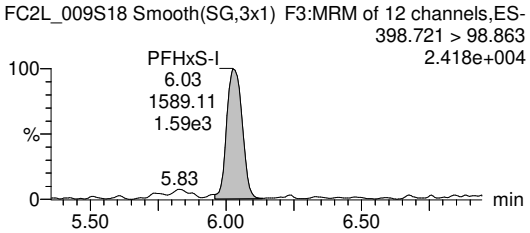

PFHxS-II

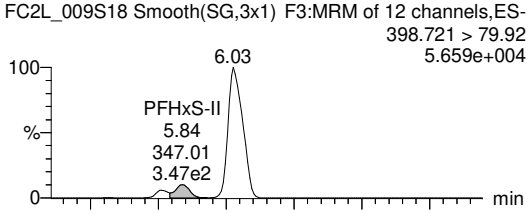

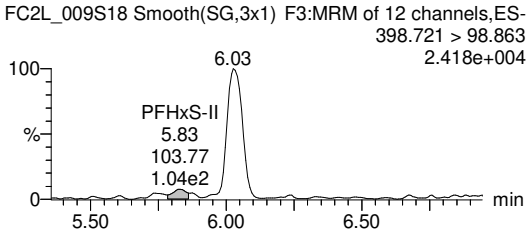

PV by TCH, SV by BRA 14-Jan-22, Conc. & LOD unit = ng for Inst QC, ng/mL for SPM, ng/L for samples

Quantify Sample Report **MassLynx MassLynx V4.1 SCN909**
SGS Axys Analytical Services, Ltd.

Dataset: G:\Masslynx\Inst_L\PFAS\quanfile\FC2L_009-b.qld

Last Altered: Wednesday, January 12, 2022 10:02:34 Pacific Standard Time
Printed: Friday, January 14, 2022 10:01:12 Pacific Standard Time

ID: WG79609-103,i, SPML, Name: FC2L_009S18, Description: 1,WG79609,2/4000uL, Date: 11-Jan-2022, Time: 16:02:33

PFHxS-III

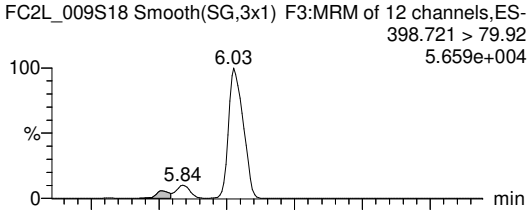

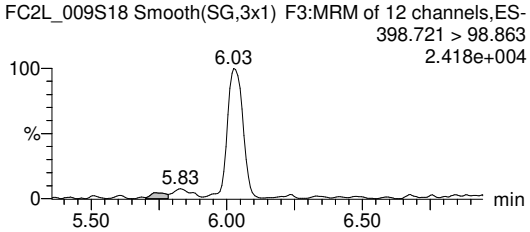

PFHxS-SUM

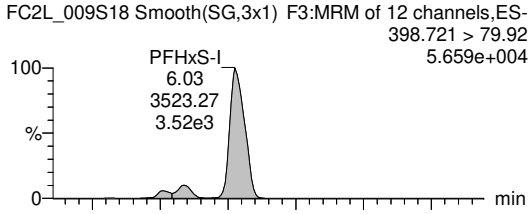

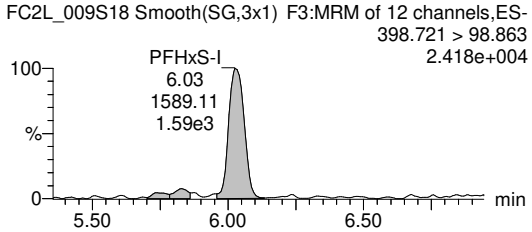

PFHxS

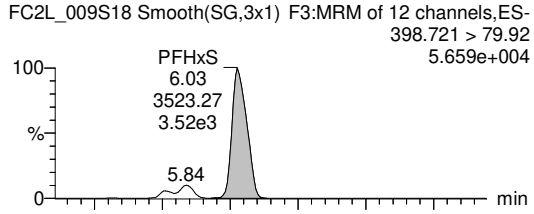

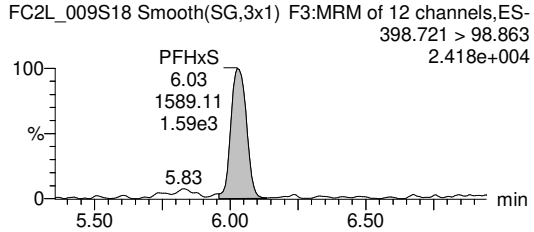

PFHpS

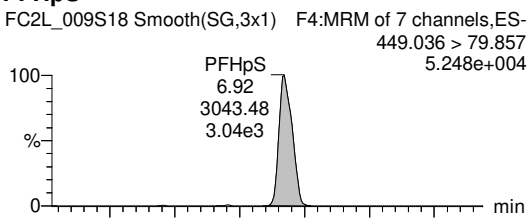

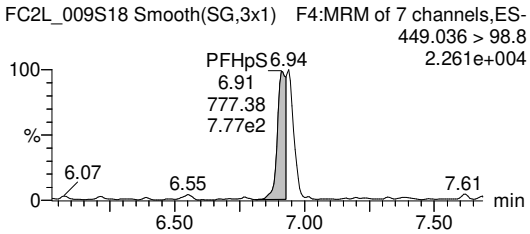

PFOS-I

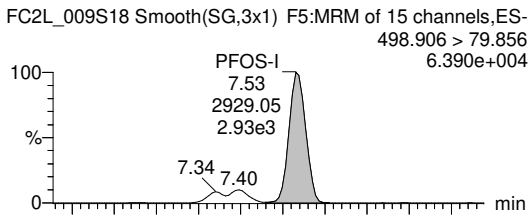

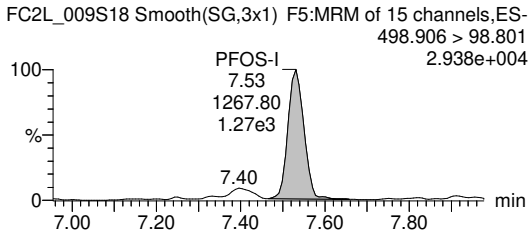

PFOS-II

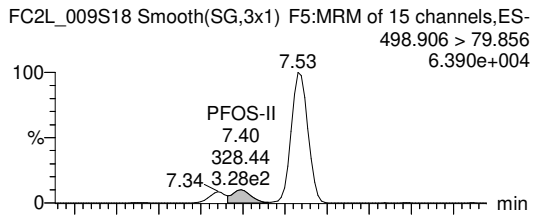

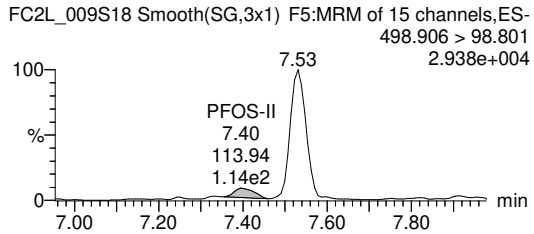

PV by TCH, SV by BRA 14-Jan-22, Conc. & LOD unit = ng for Inst QC, ng/mL for SPM, ng/L for samples

Quantify Sample Report **MassLynx MassLynx V4.1 SCN909**
SGS Axys Analytical Services, Ltd.

Dataset: G:\Masslynx\Inst_L\PFAS\quanfile\FC2L_009-b.qld

Last Altered: Wednesday, January 12, 2022 10:02:34 Pacific Standard Time
Printed: Friday, January 14, 2022 10:01:12 Pacific Standard Time

ID: WG79609-103,i, SPML, Name: FC2L_009S18, Description: 1,WG79609,2/4000uL, Date: 11-Jan-2022, Time: 16:02:33

PFOS-III

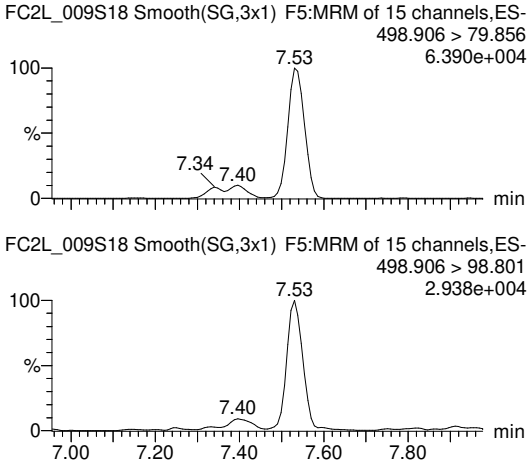

PFOS-IV

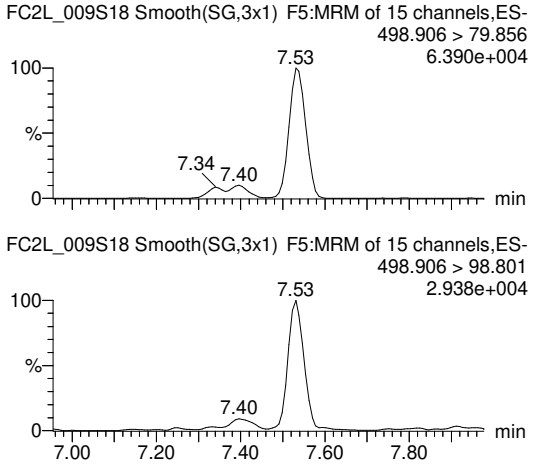

PFOS-SUM

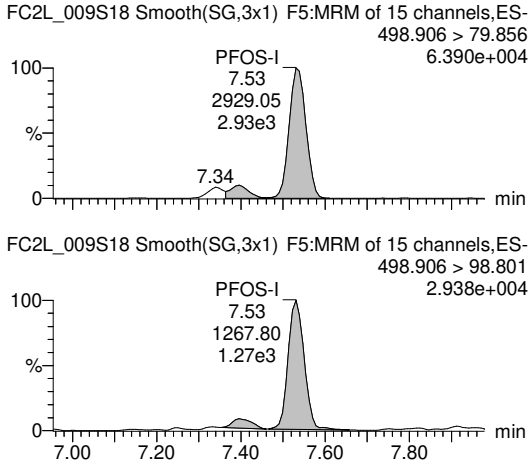

PFOS

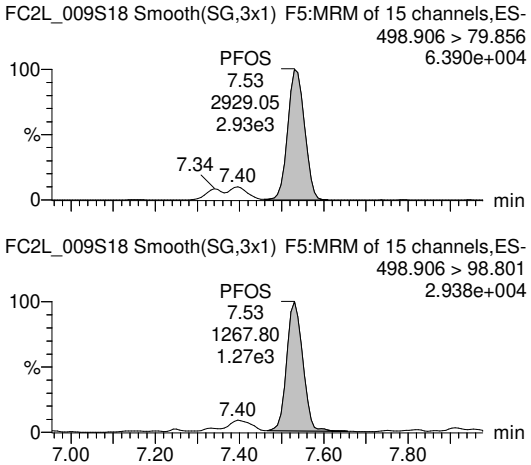

PFNS

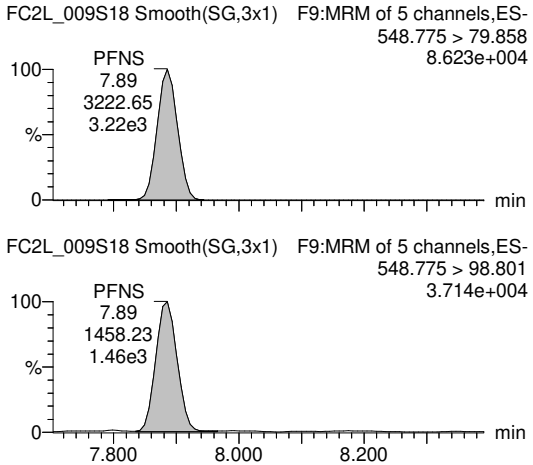

PFDS

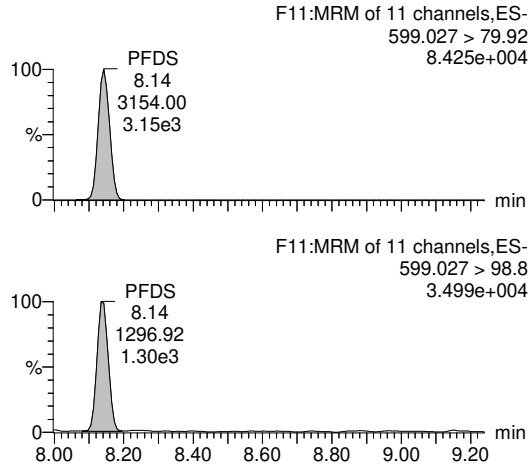

PV by TCH, SV by BRA 14-Jan-22, Conc. & LOD unit = ng for Inst QC, ng/mL for SPM, ng/L for samples

Quantify Sample Report **MassLynx MassLynx V4.1 SCN909**
SGS Axys Analytical Services, Ltd.

Dataset: G:\Masslynx\Inst_L\PFAS\quanfile\FC2L_009-b.qld

Last Altered: Wednesday, January 12, 2022 10:02:34 Pacific Standard Time
Printed: Friday, January 14, 2022 10:01:12 Pacific Standard Time

ID: WG79609-103,i, SPML, Name: FC2L_009S18, Description: 1,WG79609,2/4000uL, Date: 11-Jan-2022, Time: 16:02:33

PFDoS

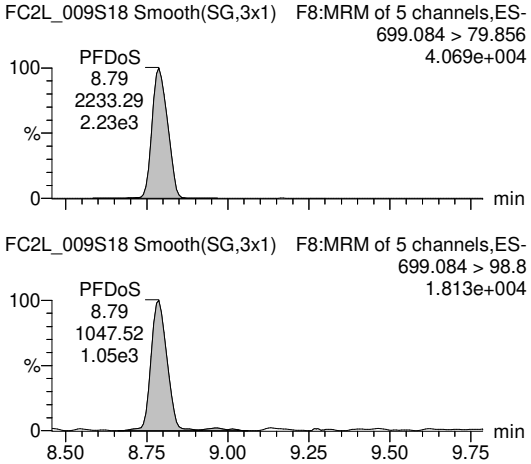

4:2 FTS

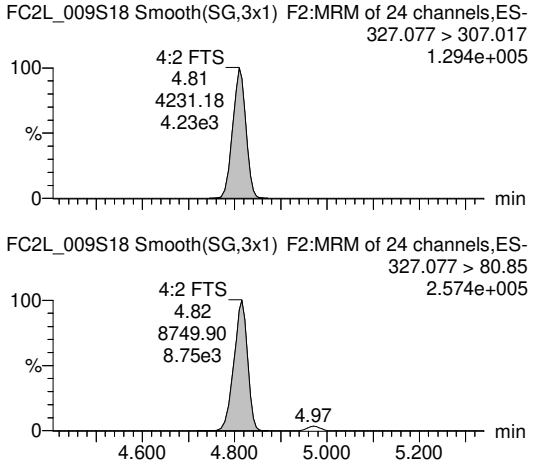

6:2 FTS

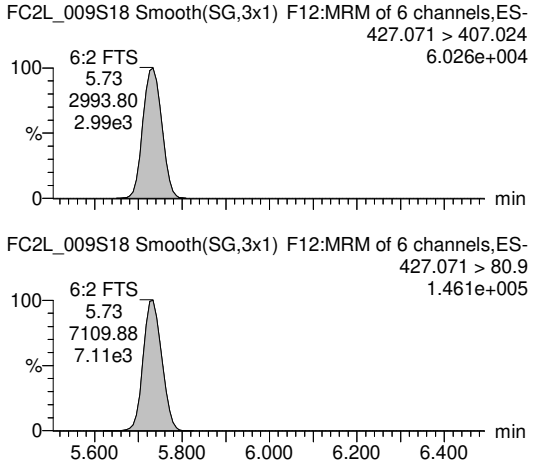

8:2 FTS

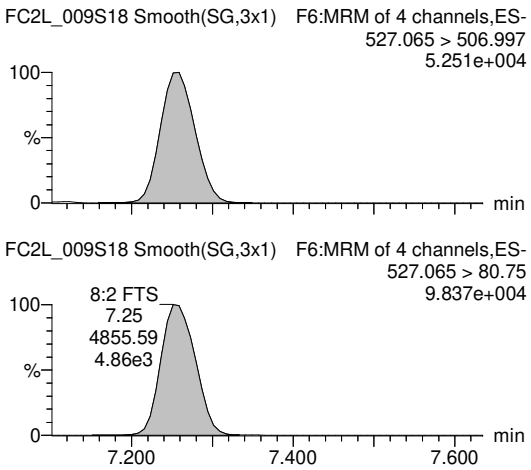

PFOSA-I

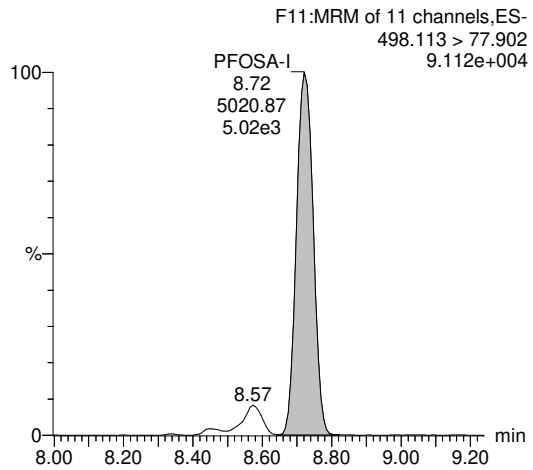

PFOSA-II

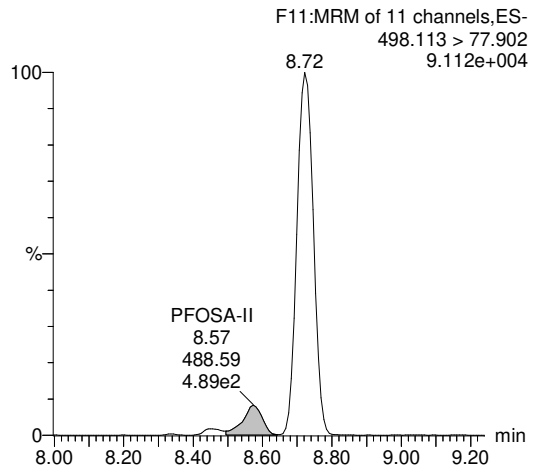

PV by TCH, SV by BRA 14-Jan-22, Conc. & LOD unit = ng for Inst QC, ng/mL for SPM, ng/L for samples

Quantify Sample Report **MassLynx MassLynx V4.1 SCN909**
SGS Axys Analytical Services, Ltd.

Dataset: G:\Masslynx\Inst_L\PFAS\quanfile\FC2L_009-b.qld

Last Altered: Wednesday, January 12, 2022 10:02:34 Pacific Standard Time
Printed: Friday, January 14, 2022 10:01:12 Pacific Standard Time

ID: WG79609-103,i, SPML, Name: FC2L_009S18, Description: 1,WG79609,2/4000uL, Date: 11-Jan-2022, Time: 16:02:33

PFOSA-SUM

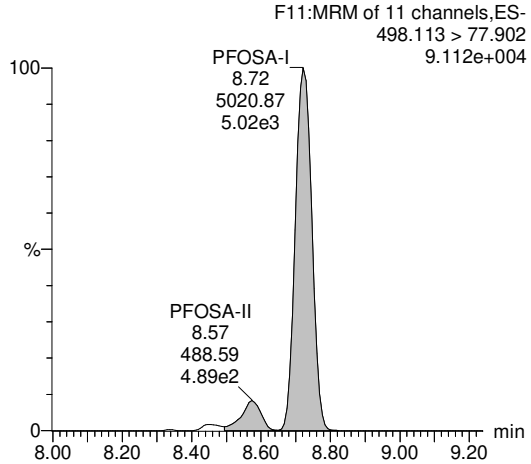

PFOSA

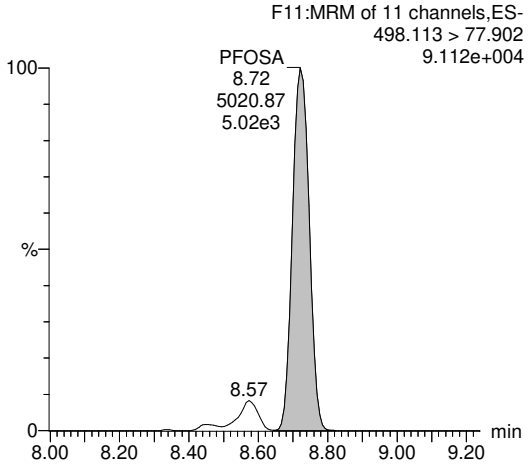

N-MeFOSA-I

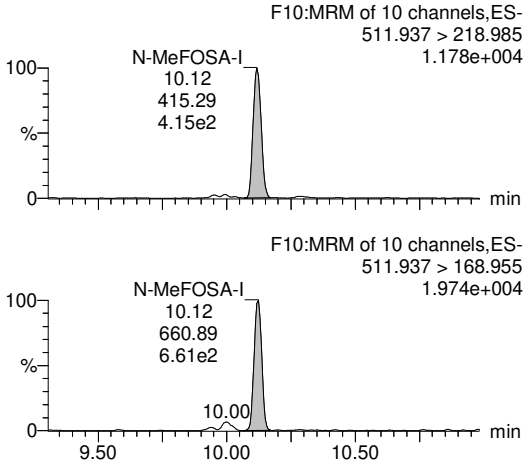

N-MeFOSA-II

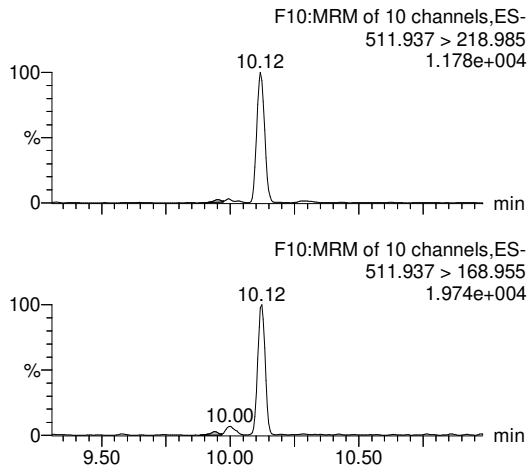

N-MeFOSA-SUM

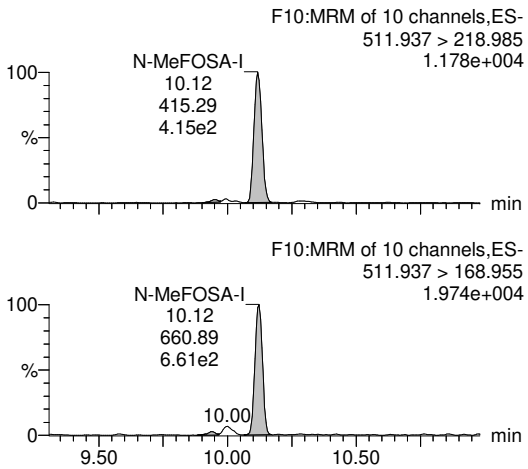

N-MeFOSA

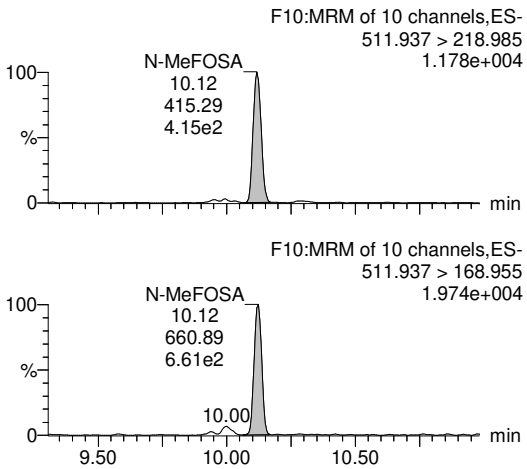

PV by TCH, SV by BRA 14-Jan-22, Conc. & LOD unit = ng for Inst QC, ng/mL for SPM, ng/L for samples

Quantify Sample Report **MassLynx MassLynx V4.1 SCN909**
SGS Axys Analytical Services, Ltd.

Dataset: G:\Masslynx\Inst_L\PFAS\quanfile\FC2L_009-b.qld

Last Altered: Wednesday, January 12, 2022 10:02:34 Pacific Standard Time
Printed: Friday, January 14, 2022 10:01:12 Pacific Standard Time

ID: WG79609-103,i, SPML, Name: FC2L_009S18, Description: 1,WG79609,2/4000uL, Date: 11-Jan-2022, Time: 16:02:33

N-EtFOSA-I

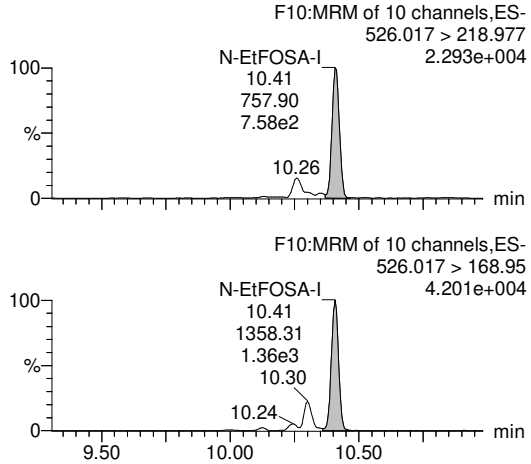

N-EtFOSA-II

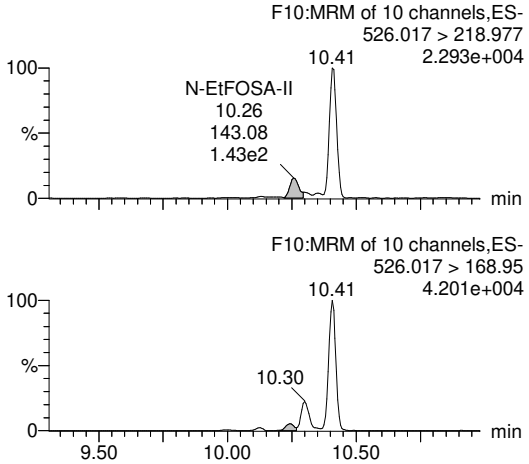

N-EtFOSA-SUM

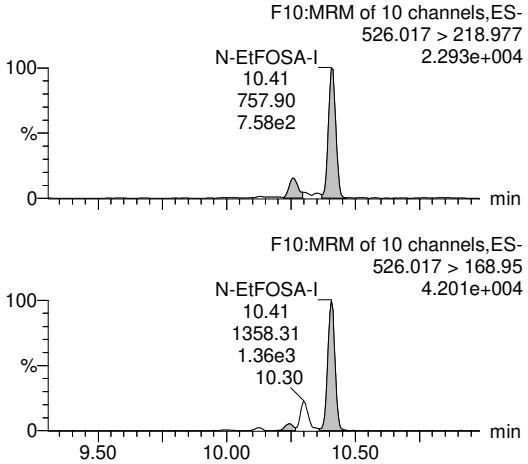

N-EtFOSA

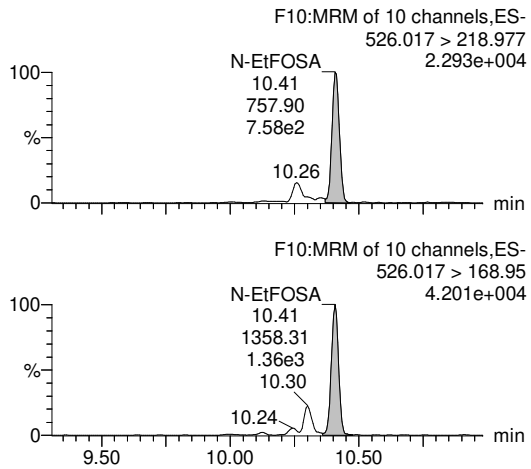

MeFOSAA-I

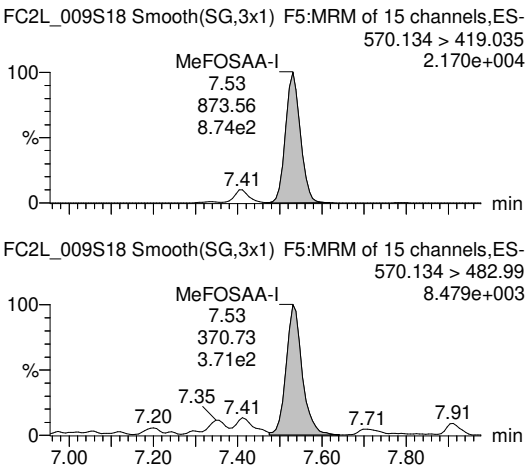

MeFOSAA-II

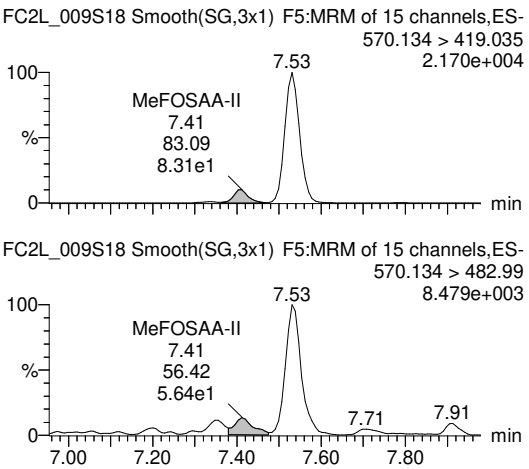

PV by TCH, SV by BRA 14-Jan-22, Conc. & LOD unit = ng for Inst QC, ng/mL for SPM, ng/L for samples

Quantify Sample Report **MassLynx MassLynx V4.1 SCN909**
SGS Axys Analytical Services, Ltd.

Dataset: G:\Masslynx\Inst_L\PFAS\quanfile\FC2L_009-b.qld

Last Altered: Wednesday, January 12, 2022 10:02:34 Pacific Standard Time
Printed: Friday, January 14, 2022 10:01:12 Pacific Standard Time

ID: WG79609-103,i, SPML, Name: FC2L_009S18, Description: 1,WG79609,2/4000uL, Date: 11-Jan-2022, Time: 16:02:33

MeFOSAA-III

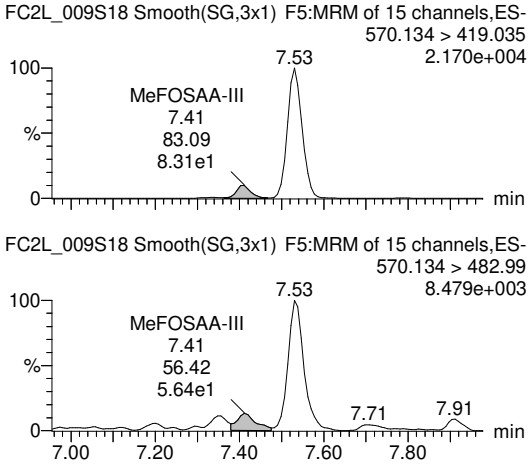

MeFOSAA-SUM

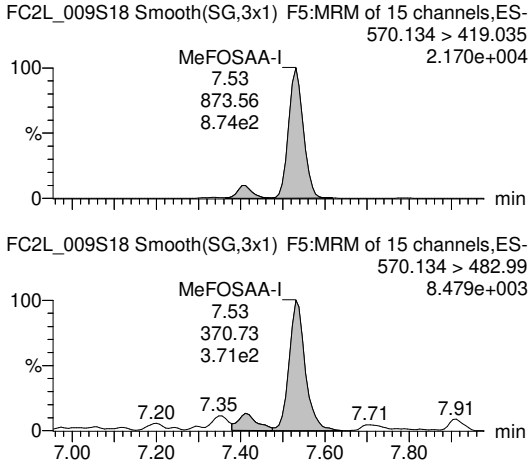

MeFOSAA

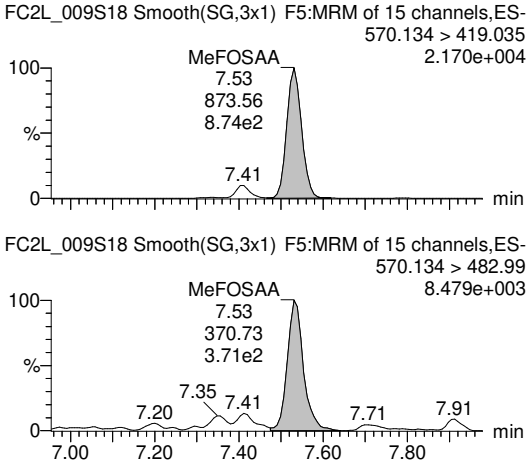

EtFOSAA-I

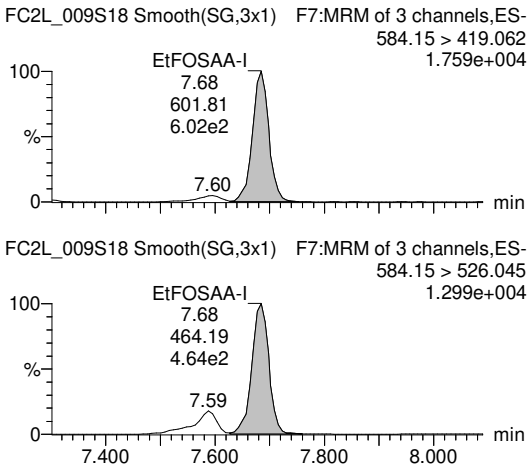

EtFOSAA-II

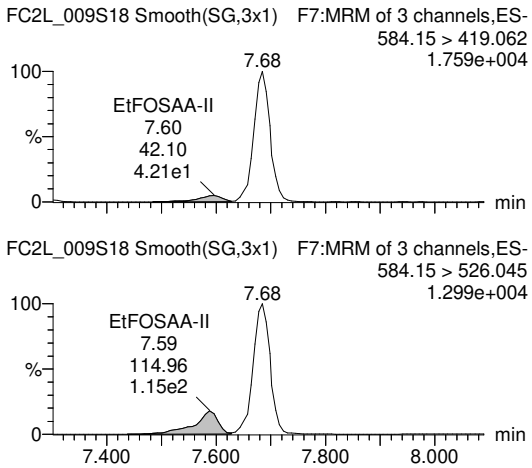

EtFOSAA-III

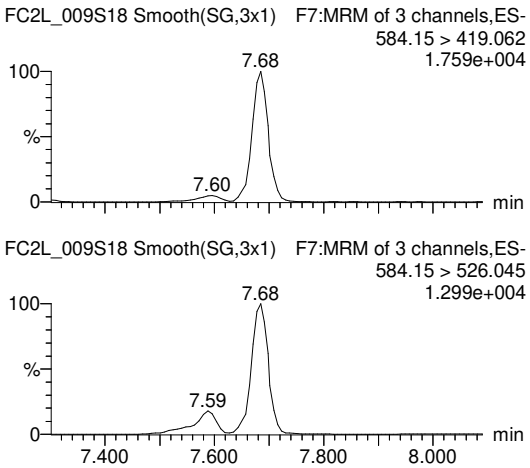

PV by TCH, SV by BRA 14-Jan-22, Conc. & LOD unit = ng for Inst QC, ng/mL for SPM, ng/L for samples

Quantify Sample Report **MassLynx MassLynx V4.1 SCN909**
SGS Axys Analytical Services, Ltd.

Dataset: G:\Masslynx\Inst_L\PFAS\quanfile\FC2L_009-b.qld

Last Altered: Wednesday, January 12, 2022 10:02:34 Pacific Standard Time
Printed: Friday, January 14, 2022 10:01:12 Pacific Standard Time

ID: WG79609-103,i, SPML, Name: FC2L_009S18, Description: 1,WG79609,2/4000uL, Date: 11-Jan-2022, Time: 16:02:33

EtFOSAA-SUM

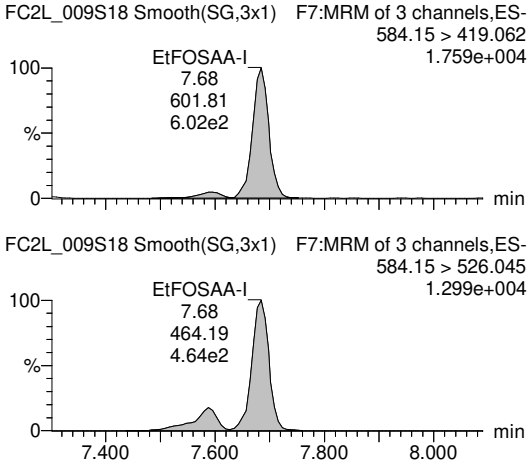

EtFOSAA

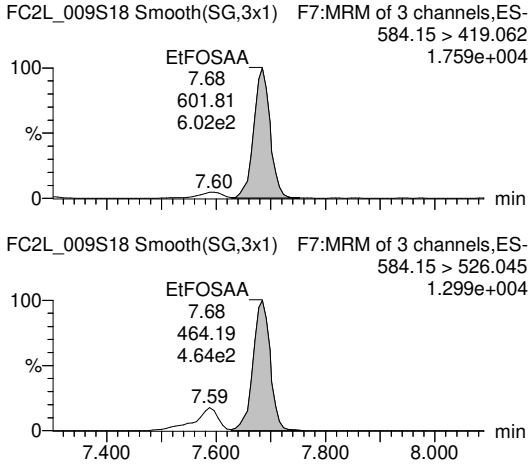

N-MeFOSE-I

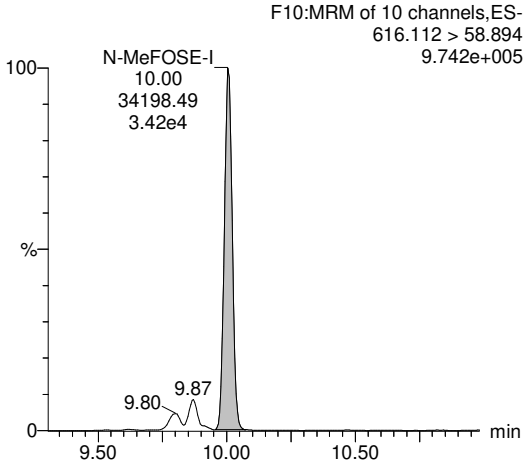

N-MeFOSE-II

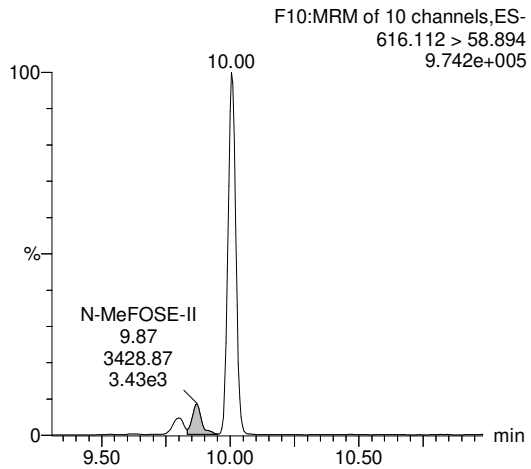

N-MeFOSE-III

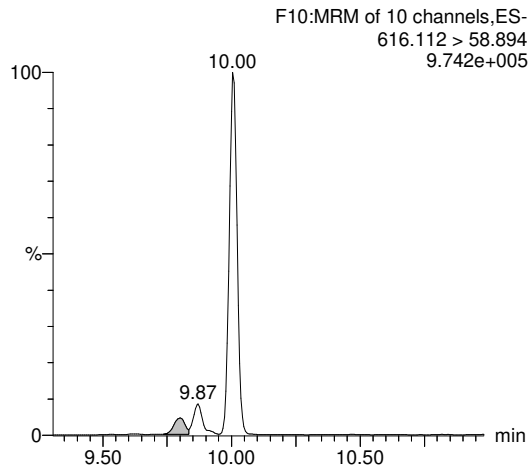

N-MeFOSE-SUM

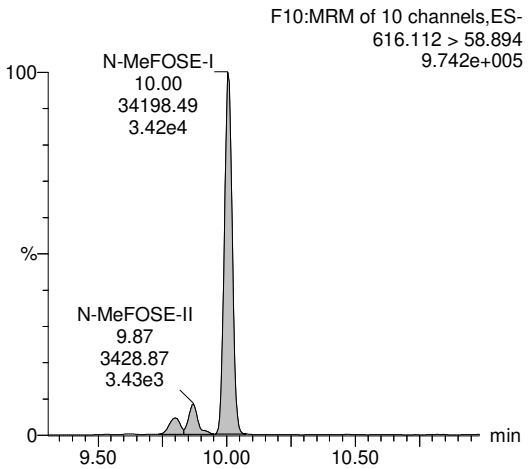

PV by TCH, SV by BRA 14-Jan-22, Conc. & LOD unit = ng for Inst QC, ng/mL for SPM, ng/L for samples

Quantify Sample Report **MassLynx MassLynx V4.1 SCN909**
SGS Axys Analytical Services, Ltd.

Dataset: G:\Masslynx\Inst_L\PFAS\quanfile\FC2L_009-b.qld

Last Altered: Wednesday, January 12, 2022 10:02:34 Pacific Standard Time
Printed: Friday, January 14, 2022 10:01:12 Pacific Standard Time

ID: WG79609-103,i, SPML, Name: FC2L_009S18, Description: 1,WG79609,2/4000uL, Date: 11-Jan-2022, Time: 16:02:33

N-MeFOSE

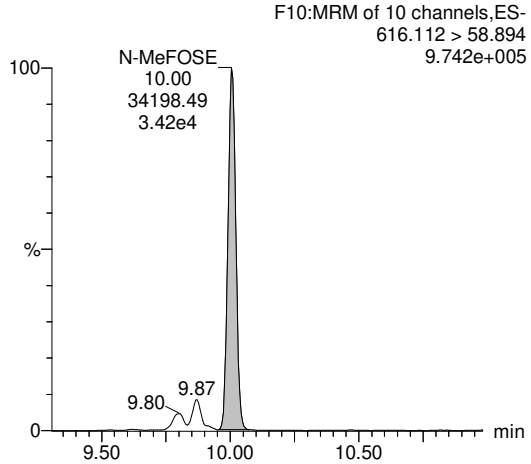

N-EtFOSE-I

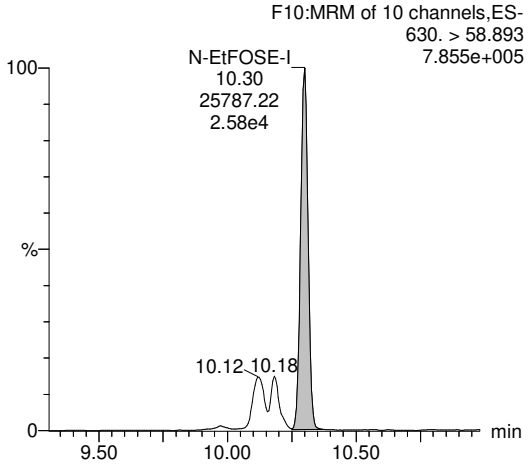

N-EtFOSE-II

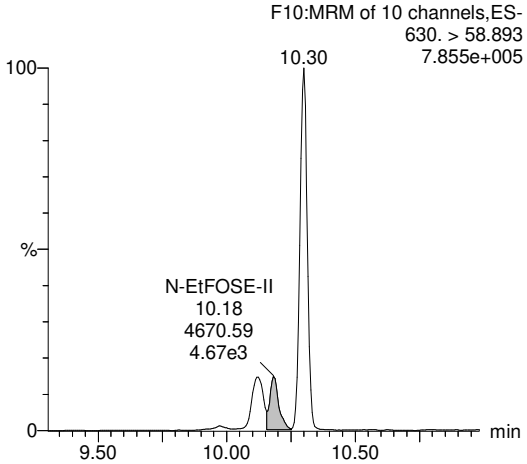

N-EtFOSE-III

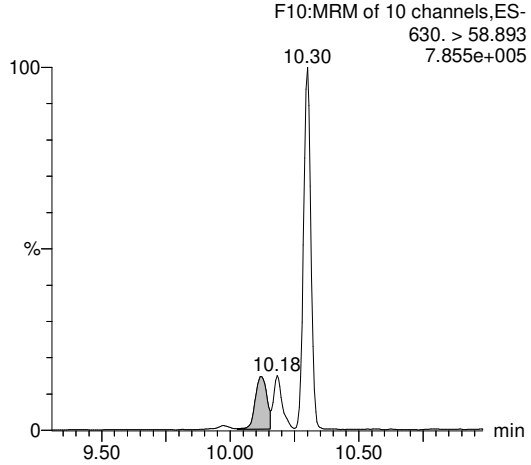

N-EtFOSE-SUM

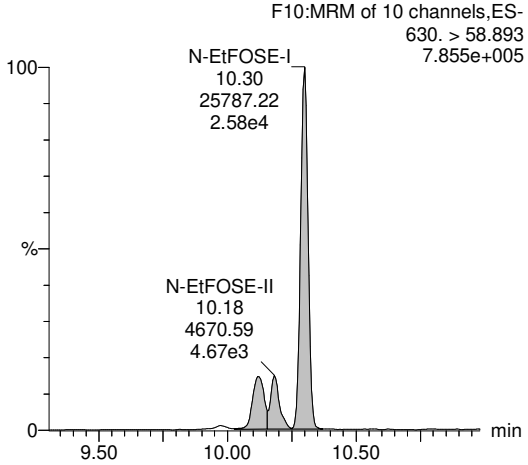

N-EtFOSE

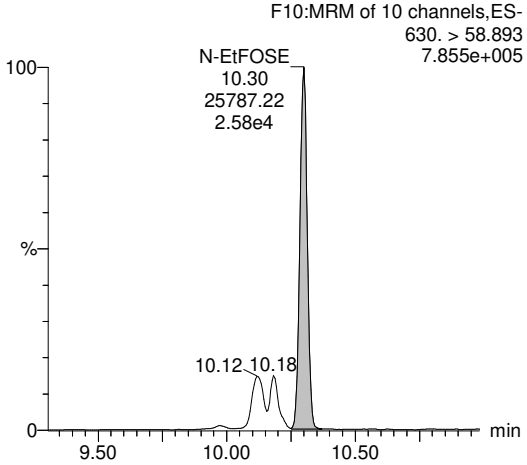

PV by TCH, SV by BRA 14-Jan-22, Conc. & LOD unit = ng for Inst QC, ng/mL for SPM, ng/L for samples

Quantify Sample Report **MassLynx MassLynx V4.1 SCN909**
SGS Axys Analytical Services, Ltd.

Dataset: G:\Masslynx\Inst_L\PFAS\quanfile\FC2L_009-b.qld

Last Altered: Wednesday, January 12, 2022 10:02:34 Pacific Standard Time
Printed: Friday, January 14, 2022 10:01:12 Pacific Standard Time

ID: WG79609-103,i, SPML, Name: FC2L_009S18, Description: 1,WG79609,2/4000uL, Date: 11-Jan-2022, Time: 16:02:33

HFPO-DA

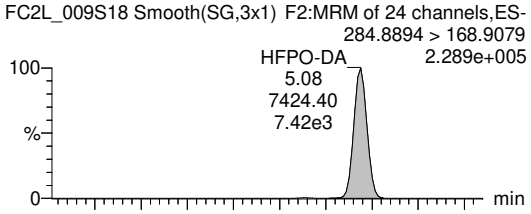

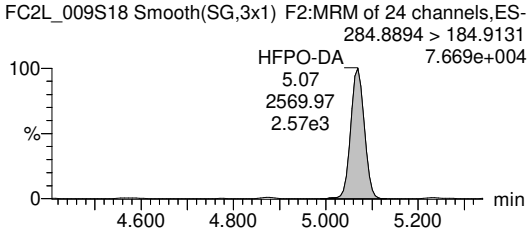

ADONA

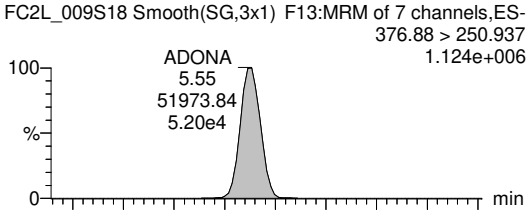

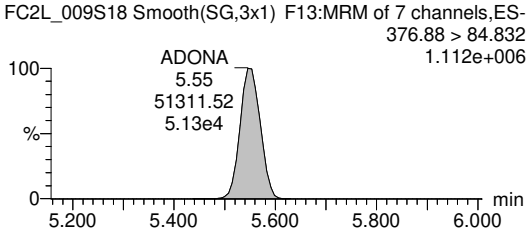

9Cl-PF3ONS



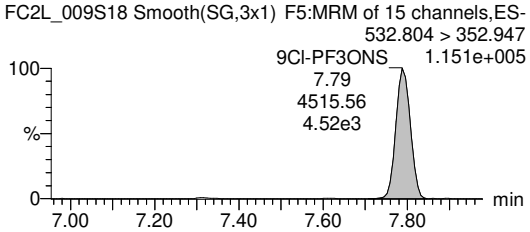

11Cl-PF3OUdS

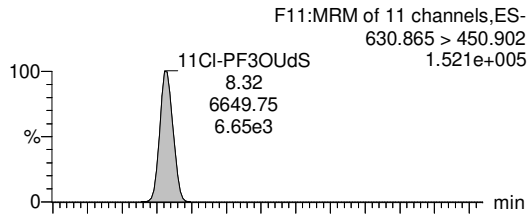

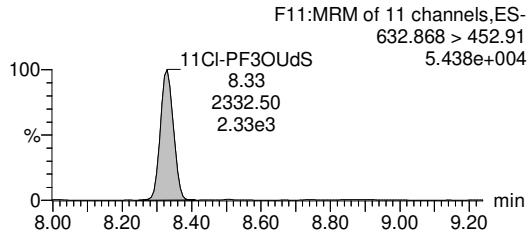

3:3 FTCA

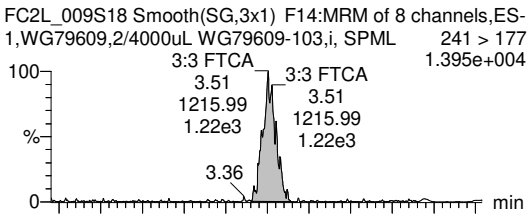

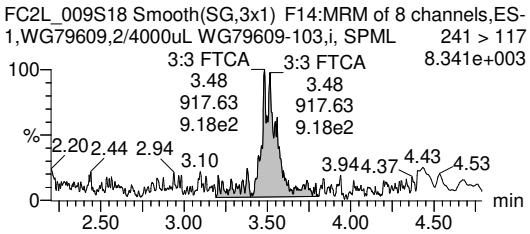

5:3 FTCA





PV by TCH, SV by BRA 14-Jan-22, Conc. & LOD unit = ng for Inst QC, ng/mL for SPM, ng/L for samples

Quantify Sample Report **MassLynx MassLynx V4.1 SCN909**
SGS Axys Analytical Services, Ltd.

Dataset: G:\Masslynx\Inst_L\PFAS\quanfile\FC2L_009-b.qld

Last Altered: Wednesday, January 12, 2022 10:02:34 Pacific Standard Time
Printed: Friday, January 14, 2022 10:01:12 Pacific Standard Time

ID: WG79609-103,i, SPML, Name: FC2L_009S18, Description: 1,WG79609,2/4000uL, Date: 11-Jan-2022, Time: 16:02:33

7:3 FTCA

FC2L_009S18 Smooth(SG,3x1) F3:MRM of 12 channels,ES-
1,WG79609,2/4000uL WG79609-103,i, SPML 441 > 316.9
8.754e+004

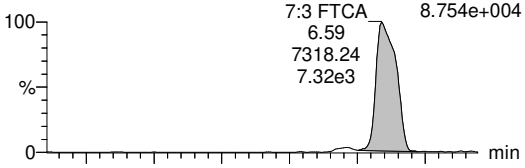

FC2L_009S18 Smooth(SG,3x1) F3:MRM of 12 channels,ES-
1,WG79609,2/4000uL WG79609-103,i, SPML 441 > 336.9
1.166e+005

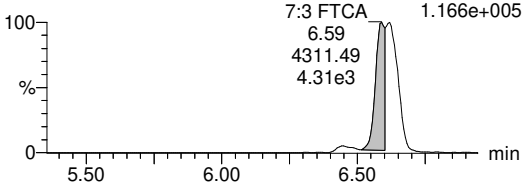

PFEESA

FC2L_009S18 Smooth(SG,3x1) F2:MRM of 24 channels,ES-
1,WG79609,2/4000uL WG79609-103,i, SPML 314.8 > 134.9
3.351e+005

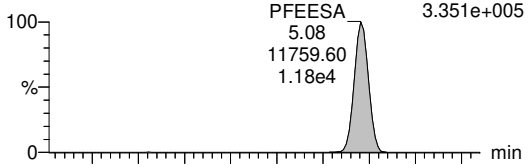

FC2L_009S18 Smooth(SG,3x1) F2:MRM of 24 channels,ES-
1,WG79609,2/4000uL WG79609-103,i, SPML 314.8 > 82.9
3.565e+004

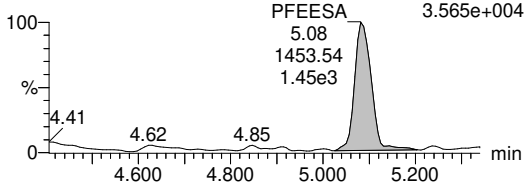

PFMPA

FC2L_009S18 Smooth(SG,5x1) F14:MRM of 8 channels,ES-
229.013 > 84.9
1.399e+005

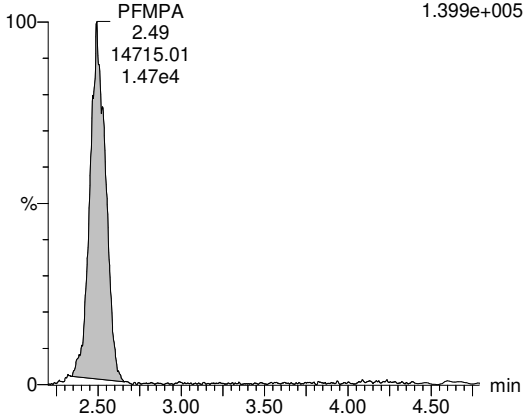

PFMBA

FC2L_009S18 Smooth(SG,3x1) F14:MRM of 8 channels,ES-
1,WG79609,2/4000uL WG79609-103,i, SPML 279 > 85.1
1.693e+005

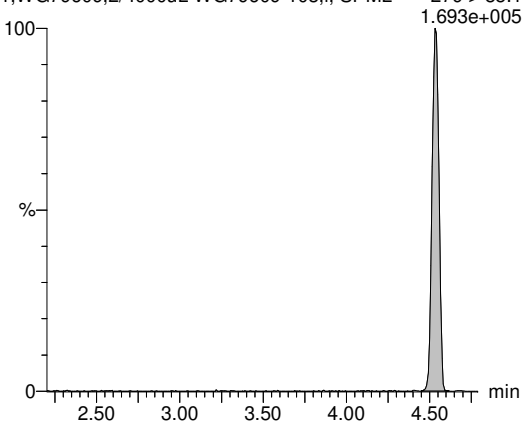

NFDHA

FC2L_009S18 Smooth(SG,3x1) F2:MRM of 24 channels,ES-
1,WG79609,2/4000uL WG79609-103,i, SPML 295 > 201
7.624e+003

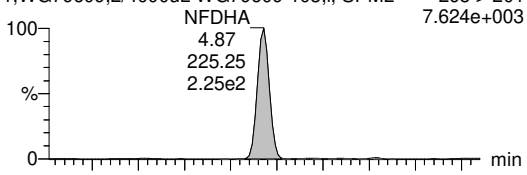

FC2L_009S18 Smooth(SG,3x1) F2:MRM of 24 channels,ES-
1,WG79609,2/4000uL WG79609-103,i, SPML 295 > 84.9
2.434e+003

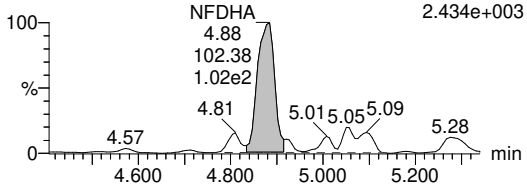

13C4-PFBA

FC2L_009S18 Smooth(SG,3x1) F1:MRM of 3 channels,ES-
216.776 > 171.928
2.063e+006

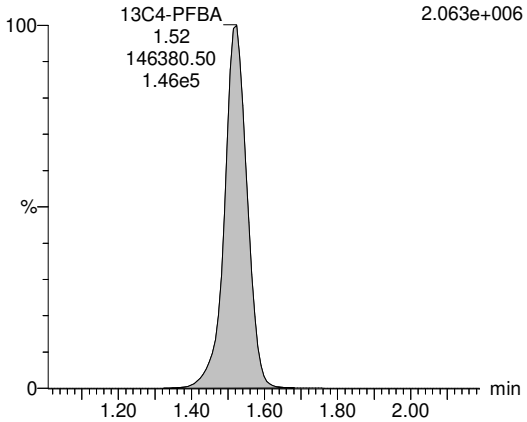

PV by TCH, SV by BRA 14-Jan-22, Conc. & LOD unit = ng for Inst QC, ng/mL for SPM, ng/L for samples

Quantify Sample Report **MassLynx MassLynx V4.1 SCN909**
SGS Axys Analytical Services, Ltd.

Dataset: G:\Masslynx\Inst_L\PFAS\quanfile\FC2L_009-b.qld

Last Altered: Wednesday, January 12, 2022 10:02:34 Pacific Standard Time
Printed: Friday, January 14, 2022 10:01:12 Pacific Standard Time

ID: WG79609-103,i, SPML, Name: FC2L_009S18, Description: 1,WG79609,2/4000uL, Date: 11-Jan-2022, Time: 16:02:33

13C5-PFPeA

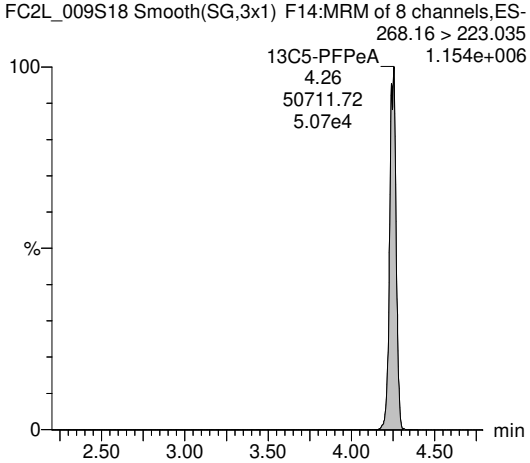

13C5-PFHxA

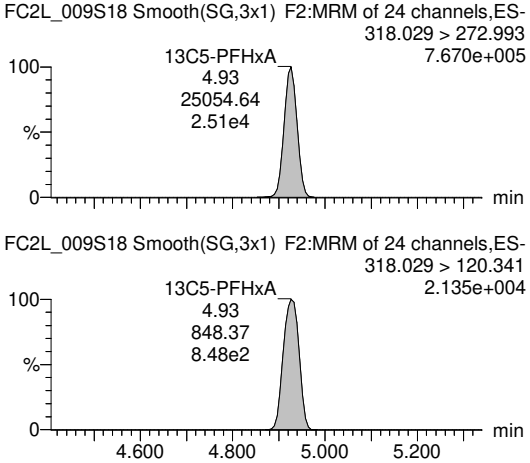

13C4-PFHpA

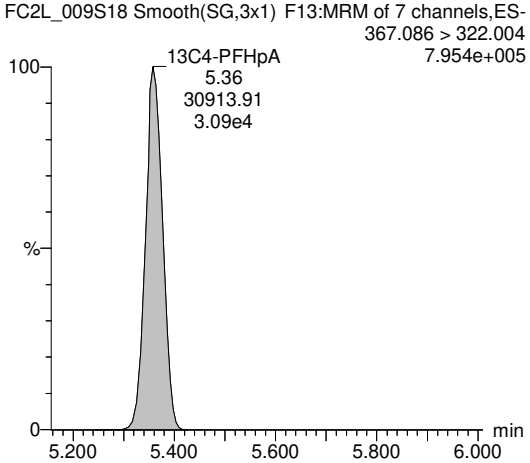

13C8-PFOA

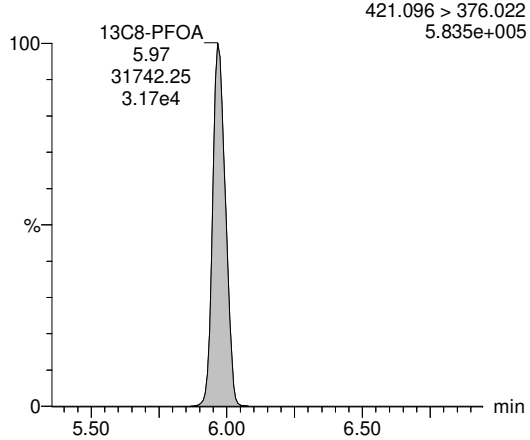

13C9-PFNA

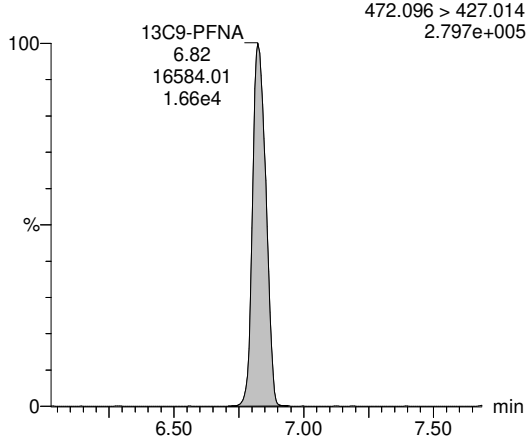

13C6-PFDA

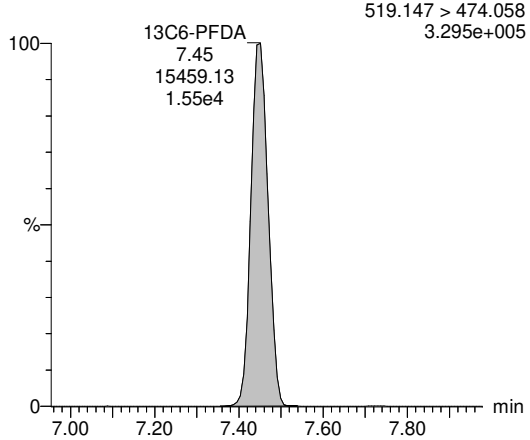

PV by TCH, SV by BRA 14-Jan-22, Conc. & LOD unit = ng for Inst QC, ng/mL for SPM, ng/L for samples

Quantify Sample Report **MassLynx MassLynx V4.1 SCN909**
SGS Axys Analytical Services, Ltd.

Dataset: G:\Masslynx\Inst_L\PFAS\quanfile\FC2L_009-b.qld

Last Altered: Wednesday, January 12, 2022 10:02:34 Pacific Standard Time
Printed: Friday, January 14, 2022 10:01:12 Pacific Standard Time

ID: WG79609-103,i, SPML, Name: FC2L_009S18, Description: 1,WG79609,2/4000uL, Date: 11-Jan-2022, Time: 16:02:33

13C7-PFUnA

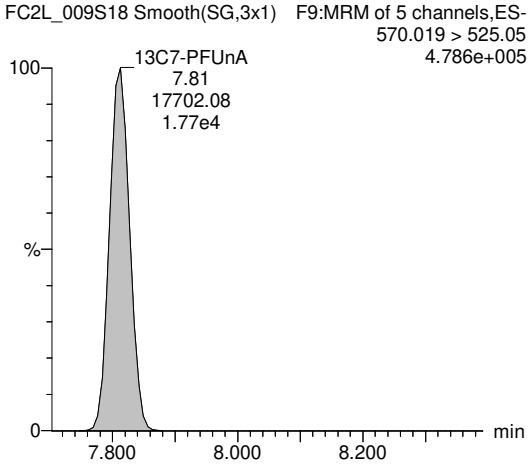

13C2-PFDoA

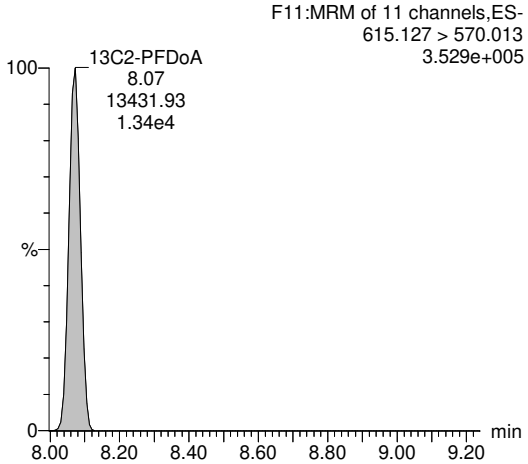

13C2-PFTeDA

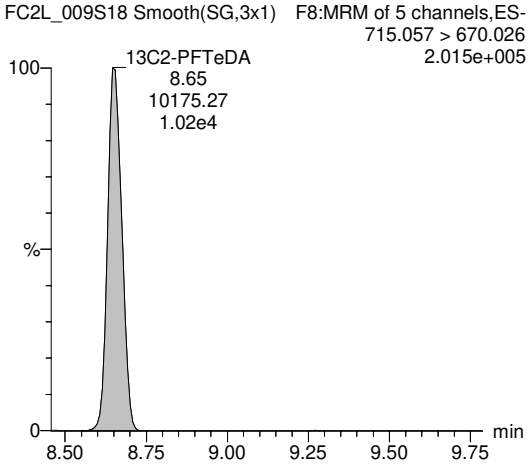

13C3-PFBS

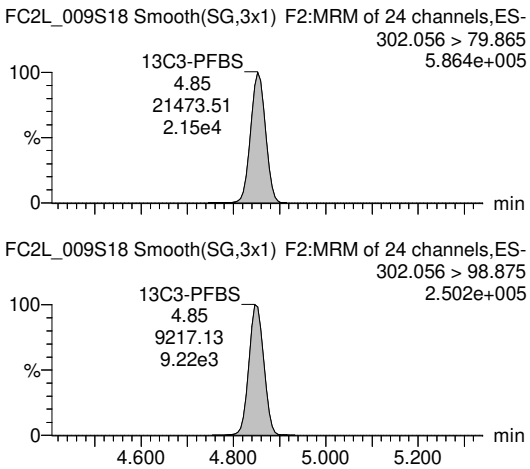

13C3-PFHxS

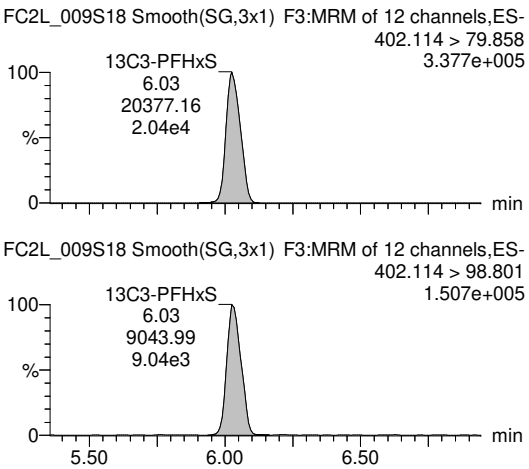

13C8-PFOS

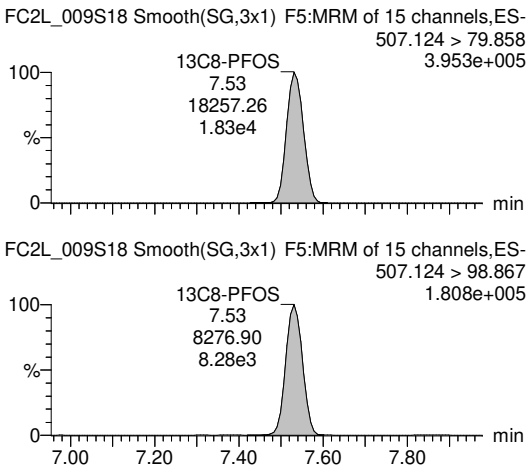

PV by TCH, SV by BRA 14-Jan-22, Conc. & LOD unit = ng for Inst QC, ng/mL for SPM, ng/L for samples

Quantify Sample Report **MassLynx MassLynx V4.1 SCN909**
SGS Axys Analytical Services, Ltd.

Dataset: G:\Masslynx\Inst_L\PFAS\quanfile\FC2L_009-b.qld

Last Altered: Wednesday, January 12, 2022 10:02:34 Pacific Standard Time
Printed: Friday, January 14, 2022 10:01:12 Pacific Standard Time

ID: WG79609-103,i, SPML, Name: FC2L_009S18, Description: 1,WG79609,2/4000uL, Date: 11-Jan-2022, Time: 16:02:33

13C2-4:2 FTS

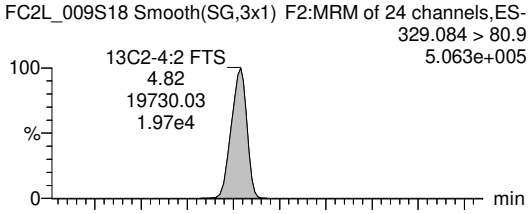

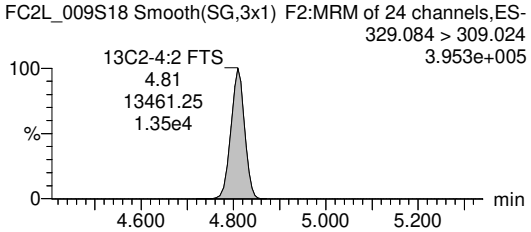

13C2-6:2 FTS

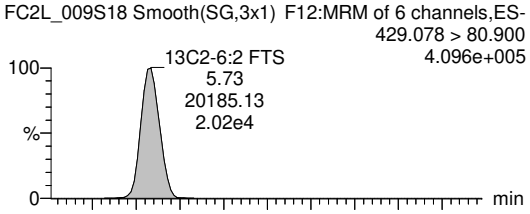

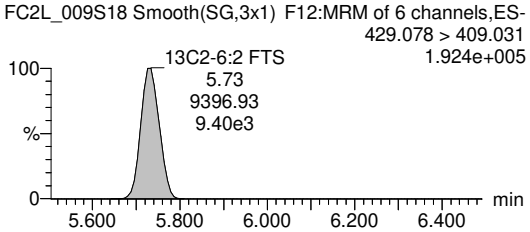

13C2-8:2 FTS

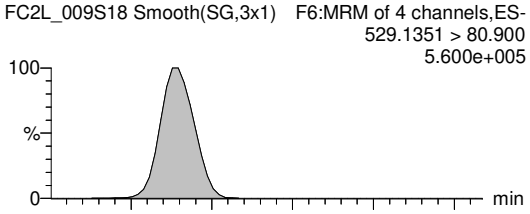

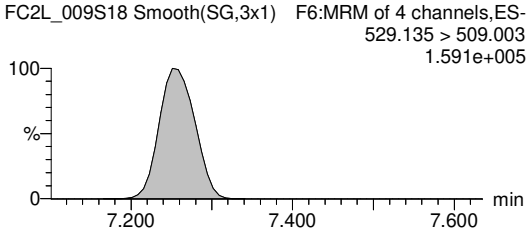

13C8-PFOSA

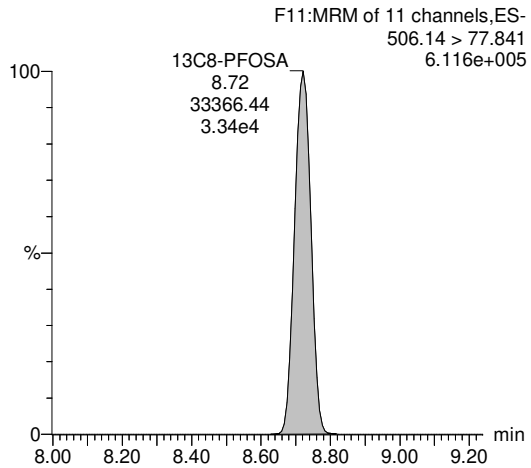

D3-N-MeFOSA

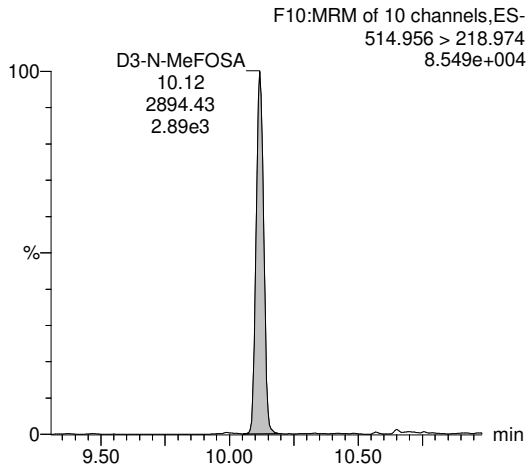

D5-N-EtFOSA

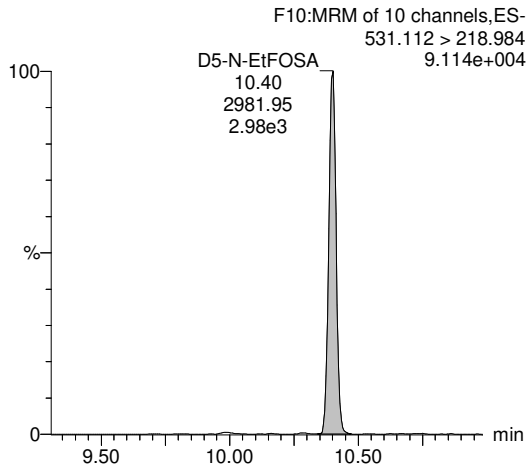

PV by TCH, SV by BRA 14-Jan-22, Conc. & LOD unit = ng for Inst QC, ng/mL for SPM, ng/L for samples

Quantify Sample Report **MassLynx MassLynx V4.1 SCN909**
SGS Axys Analytical Services, Ltd.

Dataset: G:\Masslynx\Inst_L\PFAS\quanfile\FC2L_009-b.qld

Last Altered: Wednesday, January 12, 2022 10:02:34 Pacific Standard Time
Printed: Friday, January 14, 2022 10:01:12 Pacific Standard Time

ID: WG79609-103,i, SPML, Name: FC2L_009S18, Description: 1,WG79609,2/4000uL, Date: 11-Jan-2022, Time: 16:02:33

D3-MeFOSAA

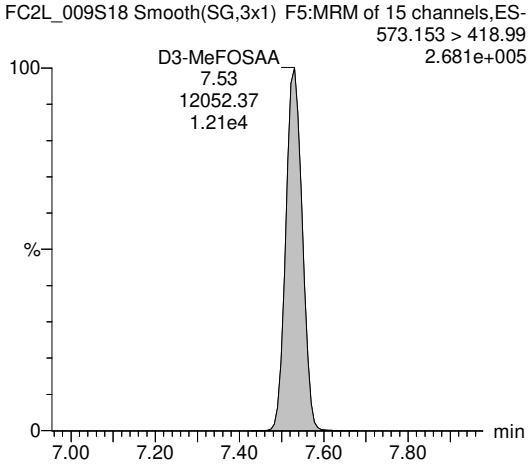

D5-EtFOSAA

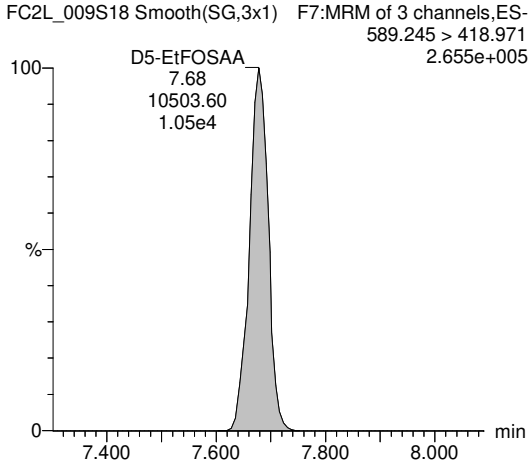

D7-N-MeFOSE

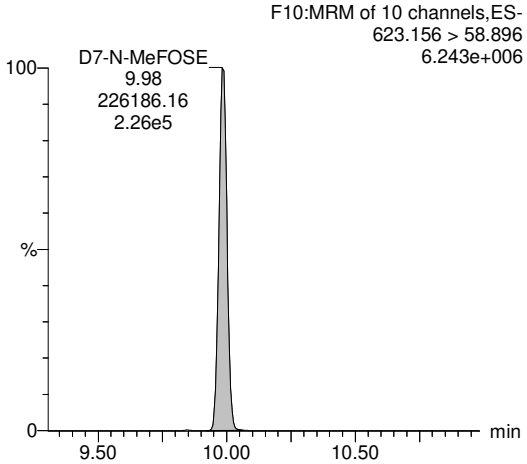

D9-N-EtFOSE

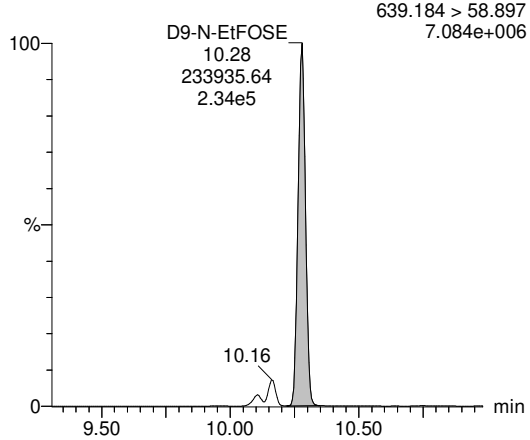

13C3-HFPO-DA

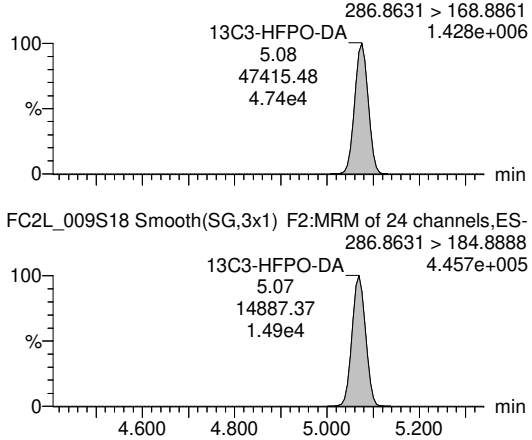

13C3-PFBA

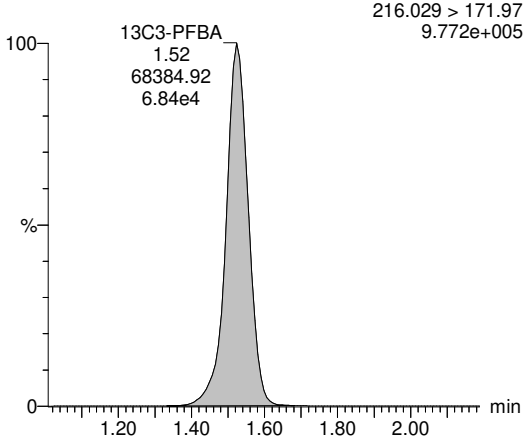

PV by TCH, SV by BRA 14-Jan-22, Conc. & LOD unit = ng for Inst QC, ng/mL for SPM, ng/L for samples

Quantify Sample Report **MassLynx MassLynx V4.1 SCN909**
SGS Axys Analytical Services, Ltd.

Dataset: G:\Masslynx\Inst_L\PFAS\quanfile\FC2L_009-b.qld

Last Altered: Wednesday, January 12, 2022 10:02:34 Pacific Standard Time
Printed: Friday, January 14, 2022 10:01:12 Pacific Standard Time

ID: WG79609-103,i, SPML, Name: FC2L_009S18, Description: 1,WG79609,2/4000uL, Date: 11-Jan-2022, Time: 16:02:33

13C2-PFHxA

FC2L_009S18 Smooth(SG,3x1) F2:MRM of 24 channels,ES-
315.083 > 269.984
1.050e+006

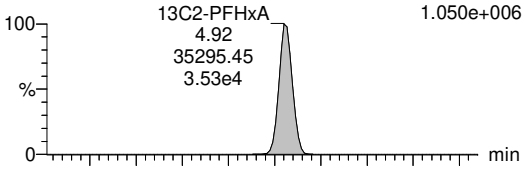

FC2L_009S18 Smooth(SG,3x1) F2:MRM of 24 channels,ES-
315.083 > 119.359
3.855e+004

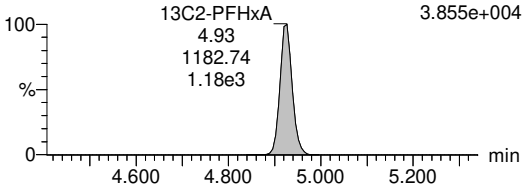

13C4-PFOA

FC2L_009S18 Smooth(SG,3x1) F3:MRM of 12 channels,ES-
417.083 > 171.95
1.821e+005

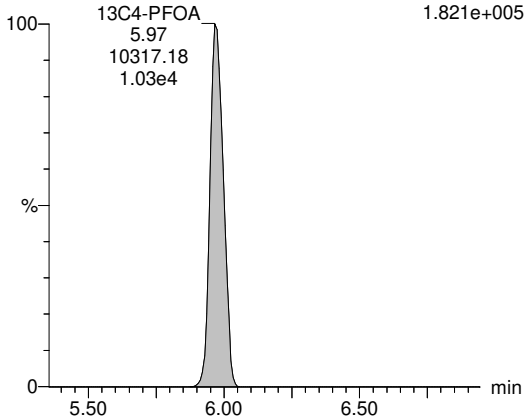

13C5-PFNA

FC2L_009S18 Smooth(SG,3x1) F4:MRM of 7 channels,ES-
468.019 > 423.008
2.672e+005

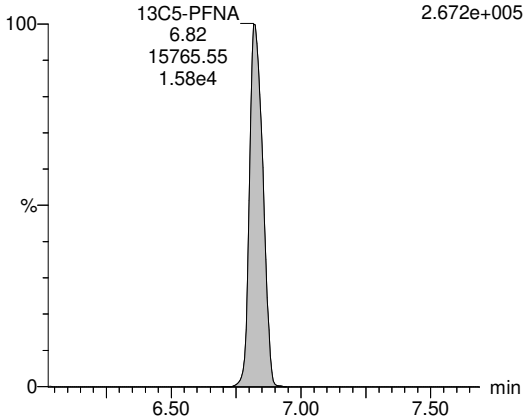

13C2-PFDA

FC2L_009S18 Smooth(SG,3x1) F5:MRM of 15 channels,ES-
515.134 > 470.05
3.704e+005

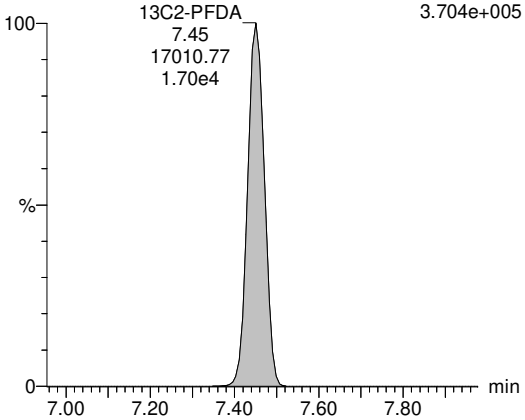

18O2-PFHxS

FC2L_009S18 Smooth(SG,3x1) F3:MRM of 12 channels,ES-
402.984 > 83.895
3.206e+005

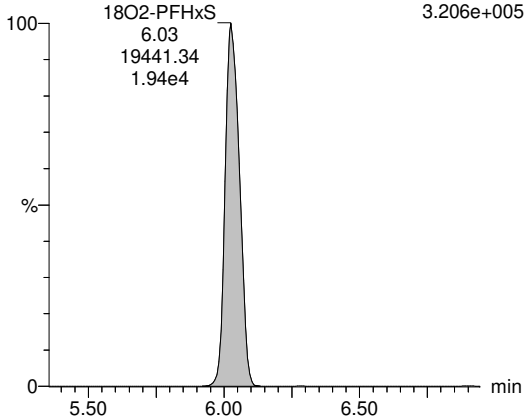

13C4-PFOS

FC2L_009S18 Smooth(SG,3x1) F5:MRM of 15 channels,ES-
502.791 > 79.856
4.421e+005

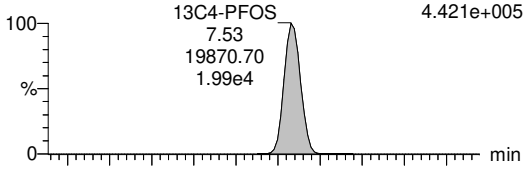

FC2L_009S18 Smooth(SG,3x1) F5:MRM of 15 channels,ES-
502.791 > 98.864
2.119e+005

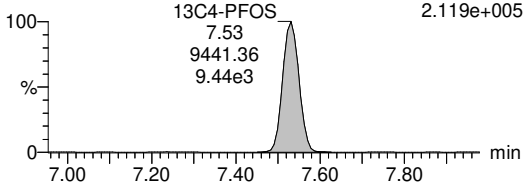

PV by TCH, SV by BRA 14-Jan-22, Conc. & LOD unit = ng for Inst QC, ng/mL for SPM, ng/L for samples

Quantify Sample Report **MassLynx MassLynx V4.1 SCN909**
SGS Axys Analytical Services, Ltd.

Dataset: G:\Masslynx\Inst_L\PFAS\quanfile\FC2L_009-b.qld

Last Altered: Wednesday, January 12, 2022 10:02:34 Pacific Standard Time
Printed: Friday, January 14, 2022 10:01:12 Pacific Standard Time

ID: WG79609-103,i, SPML, Name: FC2L_009S18, Description: 1,WG79609,2/4000uL, Date: 11-Jan-2022, Time: 16:02:33

13C2-D4-6:2 FTS

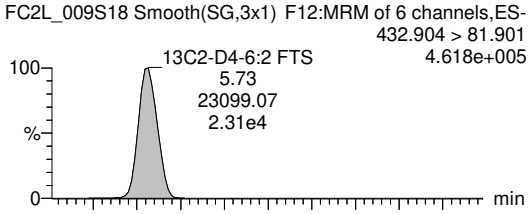

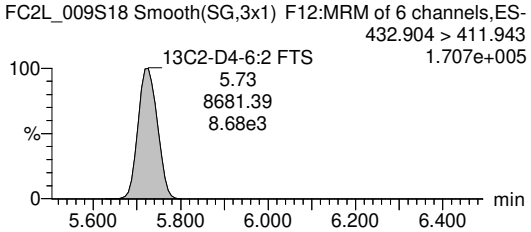

PV by TCH, SV by BRA 14-Jan-22, Conc. & LOD unit = ng for Inst QC, ng/mL for SPM, ng/L for samples

Quantify Sample Report **MassLynx MassLynx V4.1 SCN909**
SGS Axys Analytical Services, Ltd.

Dataset: G:\Masslynx\Inst_L\PFAS\quanfile\FC2L_009-b.qld

Last Altered: Wednesday, January 12, 2022 10:02:34 Pacific Standard Time
Printed: Friday, January 14, 2022 10:01:12 Pacific Standard Time

ID: WG79609-103,i, SPML, Name: FC2L_009S18, Description: 1,WG79609,2/4000uL, Date: 11-Jan-2022, Time: 16:02:33

#	IS#	Name	RT	Area	Confirm. Ion Area	IS Area	Std. Conc	Conc.	LOD	%Rec	Ratio (Pr...	Ratio	Ratio Fail(Y...	S/N	Noi...	IS Height	Samp. size	F2	Fla...
1	84	PFBA	1.53	24551		146381	6.400	6.687	0.0319	104.5				627	550	2061721	1.000	1.0	bb
2	85	PFPeA	4.25	9270		50712	3.200	3.025	0.0520	94.5				183	1209	1153883	1.000	1.0	bb
3	86	PFHxA	4.93	4016	833	25055	1.600	1.510	0.0514	94.3	4.85	4.82	NO	87	1396	766722	1.000	1.0	bd
4	87	PFHpA	5.36	5735	2717	30914	1.600	1.692	0.0213	105.7	2.16	2.11	NO	238	619	795329	1.000	1.0	bb
5	88	PFOA-I	5.97	7273	3708	31742	0.000	1.566	0.0914		1.96	1.96	NO	50	2602	583418	1.000	1.0	bb
6	88	PFOA-II				31742	0.000		0.0914		0.00				2602	583418	1.000	1.0	
7	88	PFOA-III				31742	0.000		0.0914		0.00				2602	583418	1.000	1.0	
8	88	PFOA-IV				31742	0.000		0.0914		0.00				2602	583418	1.000	1.0	
9		PFOA-SUM		7273		31742	0.000	1.566	0.0914						2602	583418	1.000	1.0	
10	88	PFOA	5.97	7273	3708	31742	1.600	1.566	0.0914	97.9	1.96	1.96	NO	50	2602	583418	1.000	1.0	bb
11	89	PFNA-I	6.83	5416	1793	16584	0.000	1.594	0.0700		2.85	3.02	NO	63	1337	279636	1.000	1.0	db
12	89	PFNA-II				16584	0.000		0.0700		0.00				1337	279636	1.000	1.0	
13	89	PFNA-III				16584	0.000		0.0700		0.00				1337	279636	1.000	1.0	
14		PFNA-SUM		5416		16584	0.000	1.594	0.0700						1337	279636	1.000	1.0	
15	89	PFNA	6.83	5416	1793	16584	1.600	1.594	0.0700	99.6	2.85	3.02	NO	63	1337	279636	1.000	1.0	db
16	90	PFDA	7.45	4648	1381	15459	1.600	1.795	0.0613	112.2	3.07	3.37	NO	89	1128	329442	1.000	1.0	bb
17	91	PFUnA	7.81	4285	927	17702	1.600	1.586	0.0395	99.1	4.31	4.62	NO	119	961	478488	1.000	1.0	bb
18	92	PFDoA	8.07	4846	594	13432	1.600	1.680	0.0305	105.0	7.42	8.16	NO	158	770	352648	1.000	1.0	bb
19	M...	PFTrDA	8.32	3264	1098	11804	1.600	1.642	0.0443	102.6	3.08	2.97	NO	119	662	277031	1.000	1.0	bb
20	93	PFTeDA	8.65	2552	935	10175	1.600	1.680	0.0632	105.0	2.82	2.73	NO	80	633	201414	1.000	1.0	db
21	94	PFBS	4.85	4169	1476	21474	1.600	1.684	0.0031	105.3	2.59	2.82	NO	1648	69	586104	1.000	1.0	bb
22	95	PFPeS	5.36	3959	1553	20377	1.605	1.969	0.0011	122.7	2.24	2.55	NO	7965	12	337644	1.000	1.0	dd
23	95	PFHxS-I	6.03	3523	1589	20377	0.000	1.471	0.0005		2.37	2.22	NO	8063	7	337644	1.000	1.0	db
24	95	PFHxS-II	5.84	347	104	20377	0.000	0.145	0.0005		3.26	3.34	NO	819	7	337644	1.000	1.0	dd
25	95	PFHxS-III	5.76	165	68	20377	0.000	0.069	0.0005		2.72	2.42	NO	461	7	337644	1.000	1.0	bd
26		PFHxS-SUM		4036		20377	0.000	1.685	0.0016						7	337644	1.000	1.0	
27	95	PFHxS	6.03	3523	1589	20377	1.600	1.471	0.0005	92.0	2.40	2.22	NO	8063	7	337644	1.000	1.0	db
28	96	PFHpS	6.92	3043	777	18257	1.604	1.536	0.0018	95.8	2.12	3.91	YES	1997	26	395222	1.000	1.0	bb
29	96	PFOS-I	7.53	2929	1268	18257	0.000	1.291	0.0017		2.42	2.31	NO	2273	28	395222	1.000	1.0	db
30	96	PFOS-II	7.40	328	114	18257	0.000	0.145	0.0017		2.75	2.88	NO	232	28	395222	1.000	1.0	dd
31	96	PFOS-III				18257	0.000		0.0017		8.19				28	395222	1.000	1.0	
32	96	PFOS-IV				18257	0.000		0.0017		2.14				28	395222	1.000	1.0	
33		PFOS-SUM		3257		18257	0.000	1.436	0.0034						28	395222	1.000	1.0	
34	96	PFOS	7.53	2929	1268	18257	1.600	1.291	0.0017	80.7	2.54	2.31	NO	2273	28	395222	1.000	1.0	db
35	96	PFNS	7.89	3223	1458	18257	1.603	1.496	0.0005	93.3	2.36	2.21	NO	116...	7	395222	1.000	1.0	bb

PV by TCH, SV by BRA 14-Jan-22, Conc. & LOD unit = ng for Inst QC, ng/mL for SPM, ng/L for samples

Quantify Sample Report **MassLynx MassLynx V4.1 SCN909**
SGS Axys Analytical Services, Ltd.

Dataset: G:\Masslynx\Inst_L\PFAS\quanfile\FC2L_009-b.qld

Last Altered: Wednesday, January 12, 2022 10:02:34 Pacific Standard Time
Printed: Friday, January 14, 2022 10:01:12 Pacific Standard Time

ID: WG79609-103,i, SPML, Name: FC2L_009S18, Description: 1,WG79609,2/4000uL, Date: 11-Jan-2022, Time: 16:02:33

#	IS#	Name	RT	Area	Confirm. Ion Area	IS Area	Std. Conc	Conc.	LOD	%Rec	Ratio (Pr...	Ratio	Ratio Fail(Y...	S/N	Noi...	IS Height	Samp. size	F2	Fla...
36	96	PFDS	8.14	3154	1297	18257	1.600	1.533	0.0011	95.8	2.36	2.43	NO	5353	16	395222	1.000	1.0	bb
37	96	PFDoS	8.79	2233	1048	18257	1.602	1.318	0.0007	82.3	2.24	2.13	NO	4902	8	395222	1.000	1.0	bb
38	97	4:2 FTS	4.81	4231	8750	19730	6.400	9.096	0.0038	142.1	0.43	0.48	NO	8493	15	506196	1.000	1.0	bb
39	98	6:2 FTS	5.73	2994	7110	20185	5.760	5.739	0.0055	99.6	0.44	0.42	NO	3113	19	409509	1.000	1.0	bb
40	99	8:2 FTS	7.26	2604	4856	27267	6.400	7.139	0.0022	111.5	0.57	0.54	NO	9579	5	559738	1.000	1.0	bb
41	100	PFOSA-I	8.72	5021		33366	0.000	1.514	0.0024					1855	49	611415	1.000	1.0	db
42	100	PFOSA-II	8.57	489		33366	0.000	0.147	0.0024					153	49	611415	1.000	1.0	dd
43		PFOSA-SUM		5509		33366	0.000	1.661	0.0048						49	611415	1.000	1.0	
44	100	PFOSA	8.72	5021		33366	1.600	1.514	0.0024	94.6				1855	49	611415	1.000	1.0	db
45	101	N-MeFOSA-I	10.12	415	661	2894	0.000	1.281	0.0165		0.55	0.63	NO	223	53	85383	1.000	1.0	bb
46	101	N-MeFOSA-II	9.95	8	18	2894	0.000	0.024	0.0165		1.14	0.43	YES	4	53	85383	1.000	1.0	bd
47		N-MeFOSA-SUM		423		2894	0.000	1.305	0.0331						53	85383	1.000	1.0	
48	101	N-MeFOSA	10.12	415	661	2894	1.840	1.281	0.0165	69.6	0.53	0.63	NO	223	53	85383	1.000	1.0	bb
49	102	N-EtFOSA-I	10.41	758	1358	2982	0.000	2.114	0.0290		0.55	0.56	NO	217	106	91088	1.000	1.0	dd
50	102	N-EtFOSA-II	10.26	143	85	2982	0.000	0.399	0.0290		1.28	1.69	NO	33	106	91088	1.000	1.0	dd
51		N-EtFOSA-SUM		901		2982	0.000	2.514	0.0579						106	91088	1.000	1.0	
52	102	N-EtFOSA	10.41	758	1358	2982	4.000	2.114	0.0290	52.9	0.53	0.56	NO	217	106	91088	1.000	1.0	dd
53	103	MeFOSAA-I	7.53	874	371	12052	0.000	1.704	0.0036		2.01	2.36	NO	1578	14	268050	1.000	1.0	db
54	103	MeFOSAA-II	7.41	83	56	12052	0.000	0.162	0.0036		1.84	1.47	NO	156	14	268050	1.000	1.0	dd
55	103	MeFOSAA-III	7.41	83	56	12052	0.000	0.162	0.0036		0.29	1.47	YES	156	14	268050	1.000	1.0	dd
56		MeFOSAA-SUM		1040		12052	0.000	2.028	0.0108						14	268050	1.000	1.0	
57	103	MeFOSAA	7.53	874	371	12052	1.600	1.704	0.0036	106.5	1.87	2.36	NO	1578	14	268050	1.000	1.0	db
58	104	EtFOSAA-I	7.68	602	464	10504	0.000	1.510	0.0081		1.24	1.30	NO	648	27	265446	1.000	1.0	db
59	104	EtFOSAA-II	7.60	42	115	10504	0.000	0.106	0.0081		0.34	0.37	NO	30	27	265446	1.000	1.0	bd
60	104	EtFOSAA-III				10504	0.000		0.0081		0.63				27	265446	1.000	1.0	
61		EtFOSAA-SUM		644		10504	0.000	1.616	0.0162						27	265446	1.000	1.0	
62	104	EtFOSAA	7.68	602	464	10504	1.600	1.510	0.0081	94.4	1.09	1.30	NO	648	27	265446	1.000	1.0	db
63	105	N-MeFOSE-I	10.00	34198		226186	0.000	13.715	0.0181					2344	414	6238058	1.000	1.0	bb
64	105	N-MeFOSE-II	9.87	3429		226186	0.000	1.375	0.0181					196	414	6238058	1.000	1.0	db
65	105	N-MeFOSE-III	9.80	2194		226186	0.000	0.880	0.0181					107	414	6238058	1.000	1.0	bd
66		N-MeFOSE-SUM		39821		226186	0.000	15.970	0.0542						414	6238058	1.000	1.0	
67	105	N-MeFOSE	10.00	34198		226186	16.000	13.715	0.0181	85.7				2344	414	6238058	1.000	1.0	bb
68	106	N-EtFOSE-I	10.30	25787		233936	0.000	9.264	0.0155					1803	434	7075919	1.000	1.0	db
69	106	N-EtFOSE-II	10.18	4671		233936	0.000	1.678	0.0155					267	434	7075919	1.000	1.0	dd
70	106	N-EtFOSE-III	10.12	5933		233936	0.000	2.131	0.0155					262	434	7075919	1.000	1.0	dd

PV by TCH, SV by BRA 14-Jan-22, Conc. & LOD unit = ng for Inst QC, ng/mL for SPM, ng/L for samples

Quantify Sample Report **MassLynx MassLynx V4.1 SCN909**
SGS Axys Analytical Services, Ltd.

Dataset: G:\Masslynx\Inst_L\PFAS\quanfile\FC2L_009-b.qld

Last Altered: Wednesday, January 12, 2022 10:02:34 Pacific Standard Time
Printed: Friday, January 14, 2022 10:01:12 Pacific Standard Time

ID: WG79609-103,i, SPML, Name: FC2L_009S18, Description: 1,WG79609,2/4000uL, Date: 11-Jan-2022, Time: 16:02:33

#	IS#	Name	RT	Area	Confirm. Ion Area	IS Area	Std. Conc	Conc.	LOD	%Rec	Ratio (Pr...	Ratio	Ratio Fail(Y...	S/N	Noi...	IS Height	Samp. size	F2	Fla...
71		N-EtFOSE-SUM		36391		233936	0.000	13.074	0.0464						434	7075919	1.000	1.0	
72	106	N-EtFOSE	10.30	25787		233936	12.000	9.264	0.0155	77.2				1803	434	7075919	1.000	1.0	db
73	107	HFPO-DA	5.08	7424	2570	47415	6.080	5.730	0.0032	94.2	2.87	2.89	NO	5541	41	1427302	1.000	1.0	bb
74	107	ADONA	5.55	51974	51312	47415	6.400	6.249	0.0006	97.6	1.08	1.01	NO	231...	48	1427302	1.000	1.0	bb
75	107	9Cl-PF3ONS	7.79	13631	4516	47415	6.412	5.781	0.0015	90.2	3.20	3.02	NO	9386	37	1427302	1.000	1.0	bb
76	107	11Cl-PF3OUdS	8.32	6650	2333	47415	6.410	5.221	0.0021	81.4	3.13	2.85	NO	5727	27	1427302	1.000	1.0	bb
77	85	3:3 FTCA	3.51	1216	918	50712	6.400	5.787	0.1436	90.4	1.75	1.33	NO	61	229	1153883	1.000	1.0	bb
78	86	5:3 FTCA	5.17	14896	11358	25055	40.000	34.550	0.0061	86.4	1.20	1.31	NO	137...	27	766722	1.000	1.0	bb
79	86	7:3 FTCA	6.59	7318	4311	25055	40.000	29.090	0.0875	72.7	0.71	1.70	YES	385	224	766722	1.000	1.0	bb
80	86	PFEESA	5.08	11760	1454	25055	1.600	1.486	0.0004	92.9	9.28	8.09	NO	9381	36	766722	1.000	1.0	bb
81	85	PFMPA	2.49	14715		50712	3.200	3.176	0.0233	99.2				168	818	1153883	1.000	1.0	bb
82	85	PFMBA	4.53	8072		50712	1.600	1.309	0.0021	81.8				1725	98	1153883	1.000	1.0	bb
83	86	NFDHA	4.87	225	102	25055	3.200	2.074	0.0224	64.8	0.94	2.20	YES	308	25	766722	1.000	1.0	MM
84	108	13C4-PFBA	1.52	146381		68385	40.000	37.487	0.0039	93.7				283...	73	976134	1.000	1.0	bb
85	109	13C5-PFPeA	4.26	50712		35295	20.000	17.478	0.3995	87.4				100	114...	1049776	1.000	1.0	dd
86	109	13C5-PFHxA	4.93	25055	848	35295	10.000	10.150	0.0005	101.5	23.32	29.53	NO	690...	11	1049776	1.000	1.0	bb
87	110	13C4-PFHpA	5.36	30914		10317	10.000	9.035	0.0034	90.4				117...	68	182057	1.000	1.0	db
88	110	13C8-PFOA	5.97	31742		10317	10.000	8.254	0.0004	82.5				611...	10	182057	1.000	1.0	bb
89	111	13C9-PFNA	6.82	16584		15766	5.000	4.585	0.0028	91.7				4856	58	267145	1.000	1.0	bb
90	112	13C6-PFDA	7.45	15459		17011	5.000	4.515	0.0009	90.3				140...	24	370376	1.000	1.0	bb
91	112	13C7-PFUnA	7.81	17702		17011	5.000	4.765	0.0013	95.3				138...	35	370376	1.000	1.0	bb
92	112	13C2-PFDoA	8.07	13432		17011	5.000	4.200	0.0006	84.0				265...	13	370376	1.000	1.0	bb
93	112	13C2-PFTeDA	8.65	10175		17011	5.000	3.627	0.0014	72.5				6988	29	370376	1.000	1.0	bb
94	113	13C3-PFBS	4.85	21474	9217	19441	10.030	8.883	0.0019	88.6	2.73	2.33	NO	233...	25	320569	1.000	1.0	bb
95	113	13C3-PFHxS	6.03	20377	9044	19441	10.015	9.240	0.0026	92.3	2.38	2.25	NO	107...	31	320569	1.000	1.0	bb
96	114	13C8-PFOS	7.53	18257	8277	19871	10.062	10.118	0.0009	100.6	2.33	2.21	NO	312...	13	442042	1.000	1.0	bb
97	115	13C2-4:2 FTS	4.82	19730	13461	23099	20.168	15.604	0.0081	77.4	1.62	1.47	NO	7443	68	461681	1.000	1.0	bb
98	115	13C2-6:2 FTS	5.73	20185	9397	23099	19.998	19.239	0.0009	96.2	1.88	2.15	NO	678...	6	461681	1.000	1.0	bb
99	115	13C2-8:2 FTS	7.25	27267	8105	23099	20.040	16.426	0.0129	82.0	3.76	3.36	NO	3912	143	461681	1.000	1.0	bb
1...	114	13C8-PFOSA	8.72	33366		19871	10.000	9.241	0.0010	92.4				231...	26	442042	1.000	1.0	bb
1...	114	D3-N-MeFOSA	10.12	2894		19871	10.000	5.233	0.0276	52.3				754	113	442042	1.000	1.0	db
1...	114	D5-N-EtFOSA	10.40	2982		19871	10.000	5.380	0.0134	53.8				1653	55	442042	1.000	1.0	bb
1...	115	D3-MeFOSAA	7.53	12052		23099	20.000	10.926	0.0015	54.6				242...	11	461681	1.000	1.0	bb
1...	115	D5-EtFOSAA	7.68	10504		23099	20.000	11.600	0.0154	58.0				2852	93	461681	1.000	1.0	bb
1...	114	D7-N-MeFOSE	9.98	226186		19871	100.000	61.495	0.0252	61.5				9062	688	442042	1.000	1.0	bb

PV by TCH, SV by BRA 14-Jan-22, Conc. & LOD unit = ng for Inst QC, ng/mL for SPM, ng/L for samples

Quantify Sample Report **MassLynx MassLynx V4.1 SCN909**
SGS Axys Analytical Services, Ltd.

Dataset: G:\Masslynx\Inst_L\PFAS\quanfile\FC2L_009-b.qld

Last Altered: Wednesday, January 12, 2022 10:02:34 Pacific Standard Time
Printed: Friday, January 14, 2022 10:01:12 Pacific Standard Time

ID: WG79609-103,i, SPML, Name: FC2L_009S18, Description: 1,WG79609,2/4000uL, Date: 11-Jan-2022, Time: 16:02:33

#	IS#	Name	RT	Area	Confirm. Ion Area	IS Area	Std. Conc	Conc.	LOD	%Rec	Ratio (Pr...	Ratio	Ratio Fail(Y...	S/N	Noi...	IS Height	Samp. size	F2	Fla...
1...	114	D9-N-EtFOSE	10.28	233936		19871	100.000	49.169	0.0155	49.2				129...	546	442042	1.000	1.0	bb
1...	109	13C3-HFPO-DA	5.08	47415	14887	35295	40.000	41.172	0.0197	102.9	2.64	3.18	NO	6346	225	1049776	1.000	1.0	bb
1...		13C3-PFBA	1.52	68385			20.000	13.891	0.0057	69.5				7298	134		1.000	1.0	bb
1...		13C2-PFHxA	4.92	35295	1183		10.000	6.459	0.0015	64.6	35.50	29.84	NO	130...	80		1.000	1.0	bb
110		13C4-PFOA	5.97	10317			10.000	7.858	0.0015	78.6				158...	11		1.000	1.0	bb
111		13C5-PFNA	6.82	15766			5.000	3.408	0.0007	68.2				140...	19		1.000	1.0	bd
112		13C2-PFDA	7.45	17011			5.000	3.295	0.0006	65.9				170...	22		1.000	1.0	bb
113		18O2-PFHxS	6.03	19441			10.050	6.837	0.0012	68.0				172...	19		1.000	1.0	bb
114		13C4-PFOS	7.53	19871	9441		10.150	6.436	0.0008	63.4	2.17	2.10	NO	231...	19		1.000	1.0	db
115		13C2-D4-6:2 F...	5.73	23099	8681		20.000	36.021	0.0072	180.1	2.50	2.66	NO	151...	31		1.000	1.0	bb

PV by TCH, SV by BRA 14-Jan-22, Conc. & LOD unit = ng for Inst QC, ng/mL for SPM, ng/L for samples

Quantify Sample Report **MassLynx MassLynx V4.1 SCN909**
SGS Axys Analytical Services, Ltd.

Dataset: G:\Masslynx\Inst_L\PFAS\quanfile\FC2L_008-b.qld

Last Altered: Tuesday, January 11, 2022 20:21:00 Pacific Standard Time
Printed: Thursday, January 13, 2022 14:51:29 Pacific Standard Time

Method: G:\Masslynx\Master Methods\MassLynx SCN 909\UPLC\FC_110_UPLC_15DoD.mdb 10 Jun 2021 10:20:13
Calibration: G:\Masslynx\Inst_L\PFAS\curve\FC1L_080-A6.cdb 09 Jun 2021 14:38:41

ID: WG79609-104,, MS, Name: FC2L_008S30, Description: 1,WG79609,2/4000uL, Date: 11-Jan-2022, Time: 03:33:52

PFBA

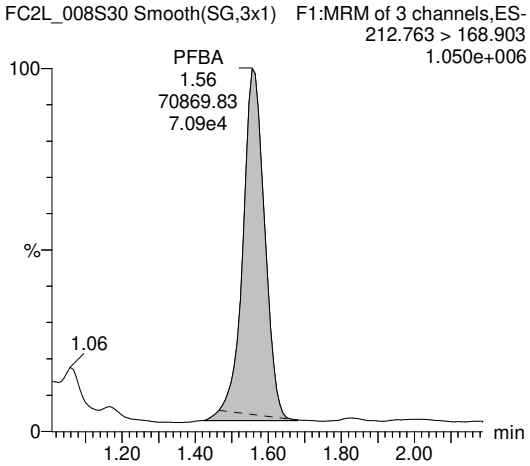

PFPeA

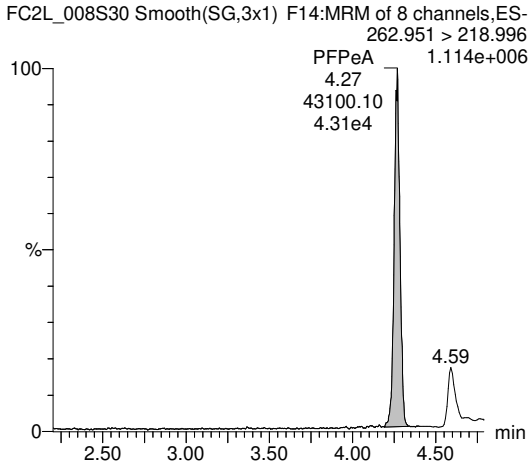

PFHxA

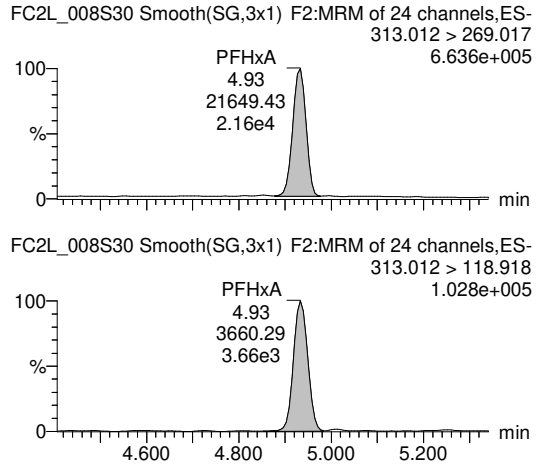

PFHpA

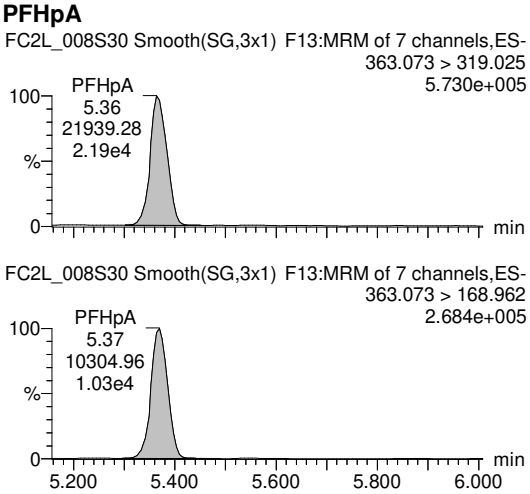

PFOA-I

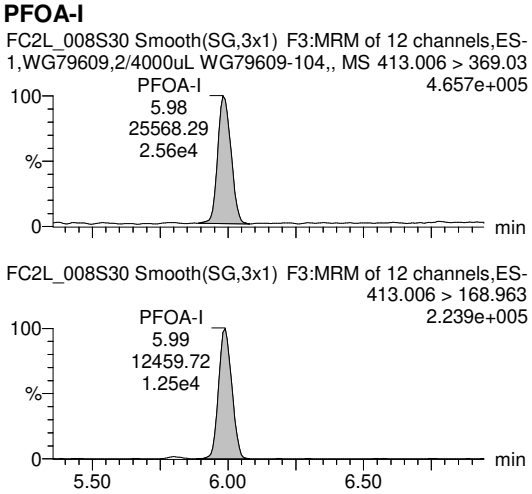

PFOA-II

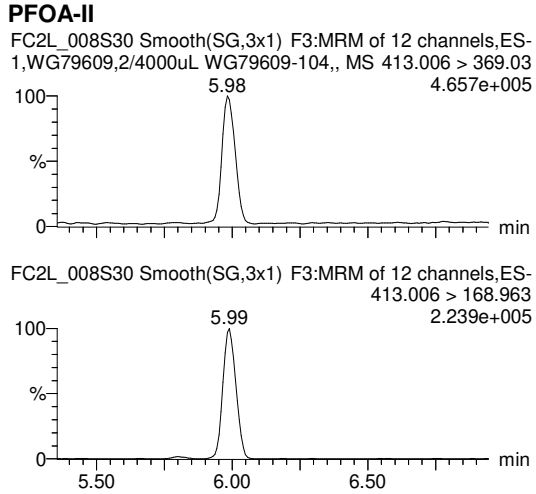

PV by TCH, SV by BRA 13-Jan-22, Conc. & LOD unit = ng for Inst QC, ng/mL for SPM, ng/L for samples

Quantify Sample Report **MassLynx MassLynx V4.1 SCN909**
SGS Axys Analytical Services, Ltd.

Dataset: G:\Masslynx\Inst_L\PFAS\quanfile\FC2L_008-b.qld

Last Altered: Tuesday, January 11, 2022 20:21:00 Pacific Standard Time
Printed: Thursday, January 13, 2022 14:51:29 Pacific Standard Time

ID: WG79609-104,, MS, Name: FC2L_008S30, Description: 1,WG79609,2/4000uL, Date: 11-Jan-2022, Time: 03:33:52

PFOA-III

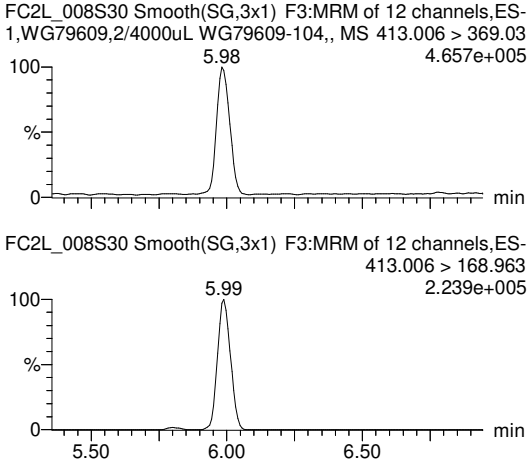

PFOA-IV

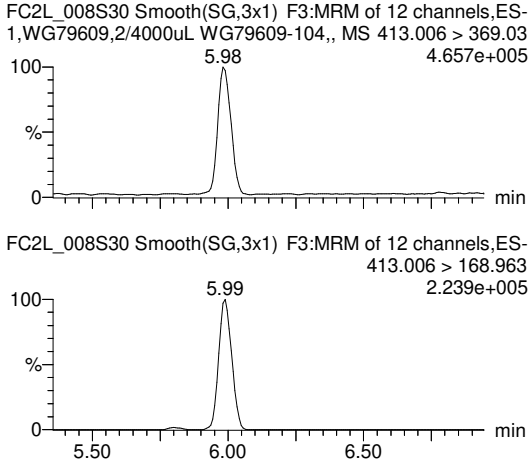

PFOA-SUM

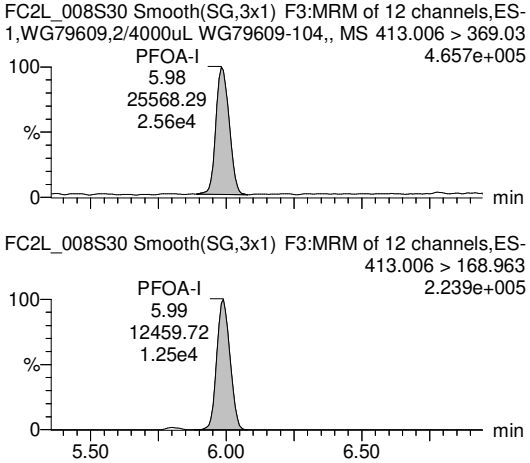

PFOA

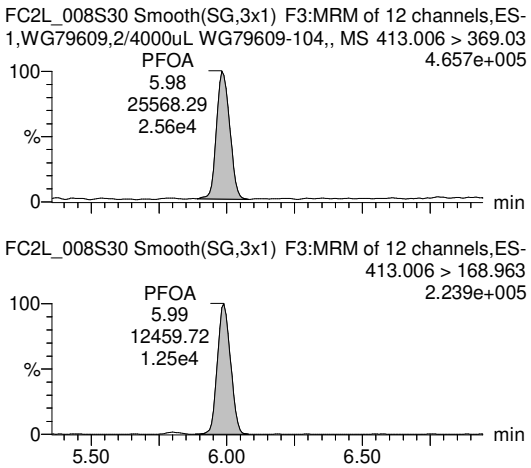

PFNA-I

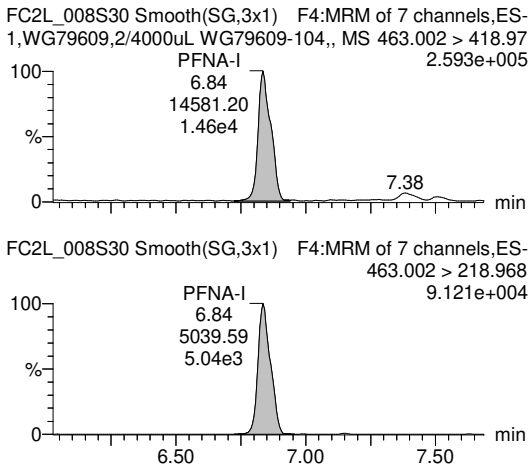

PFNA-II

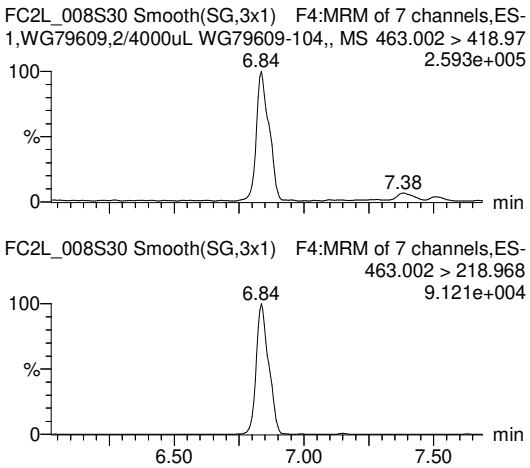

PV by TCH, SV by BRA 13-Jan-22, Conc. & LOD unit = ng for Inst QC, ng/mL for SPM, ng/L for samples

Quantify Sample Report **MassLynx MassLynx V4.1 SCN909**
SGS Axys Analytical Services, Ltd.

Dataset: G:\Masslynx\Inst_L\PFAS\quanfile\FC2L_008-b.qld

Last Altered: Tuesday, January 11, 2022 20:21:00 Pacific Standard Time
Printed: Thursday, January 13, 2022 14:51:29 Pacific Standard Time

ID: WG79609-104,, MS, Name: FC2L_008S30, Description: 1,WG79609,2/4000uL, Date: 11-Jan-2022, Time: 03:33:52

PFNA-III

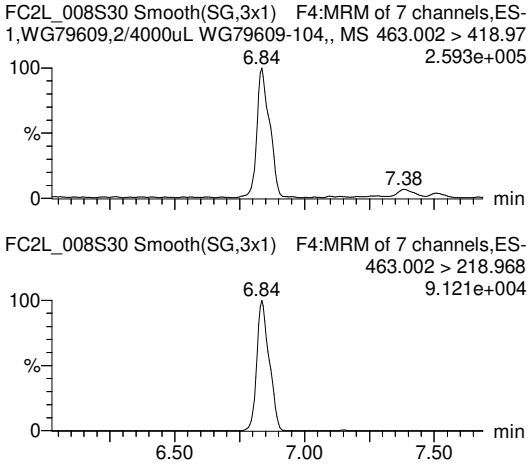

PFNA-SUM

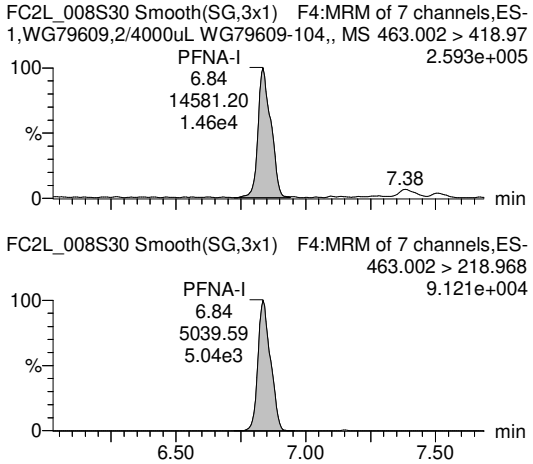

PFNA

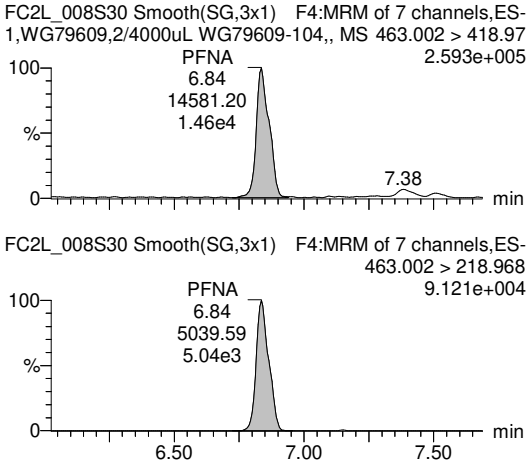

PFDA

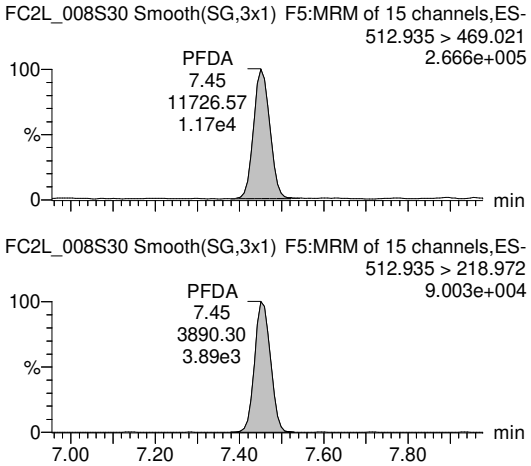

PFUnA

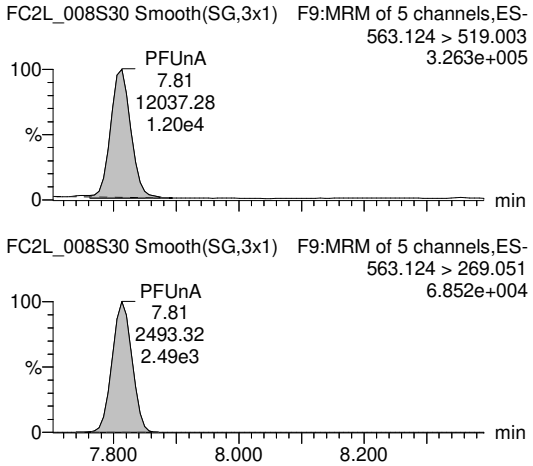

PFDoA

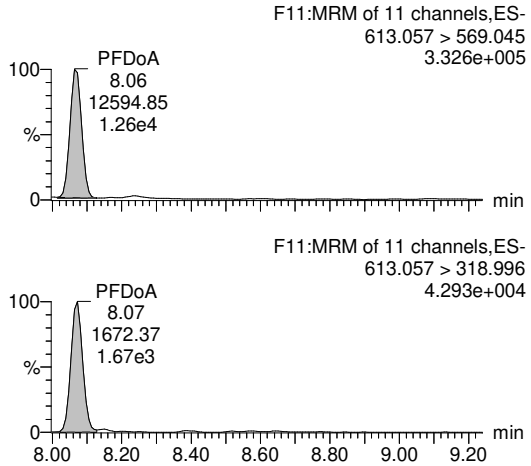

PV by TCH, SV by BRA 13-Jan-22, Conc. & LOD unit = ng for Inst QC, ng/mL for SPM, ng/L for samples

Quantify Sample Report **MassLynx MassLynx V4.1 SCN909**
SGS Axys Analytical Services, Ltd.

Dataset: G:\Masslynx\Inst_L\PFAS\quanfile\FC2L_008-b.qld

Last Altered: Tuesday, January 11, 2022 20:21:00 Pacific Standard Time
Printed: Thursday, January 13, 2022 14:51:29 Pacific Standard Time

ID: WG79609-104,, MS, Name: FC2L_008S30, Description: 1,WG79609,2/4000uL, Date: 11-Jan-2022, Time: 03:33:52

PFTrDA

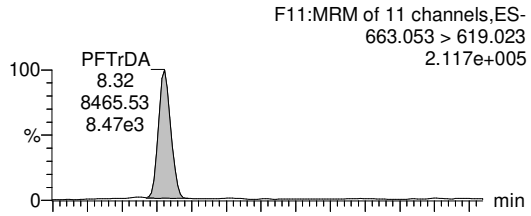

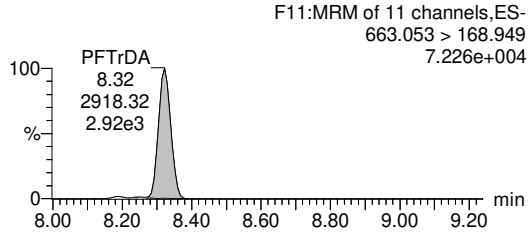

PFTeDA

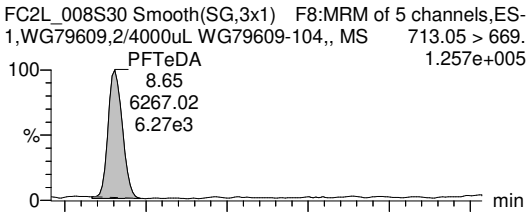



PFBS

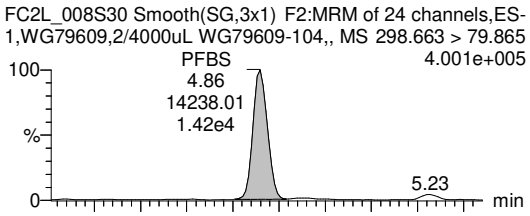

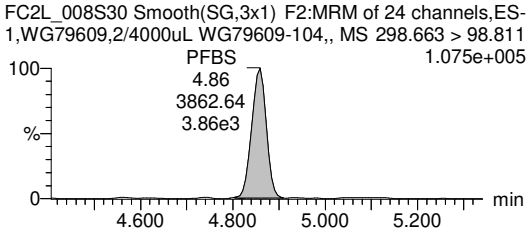

PFPeS

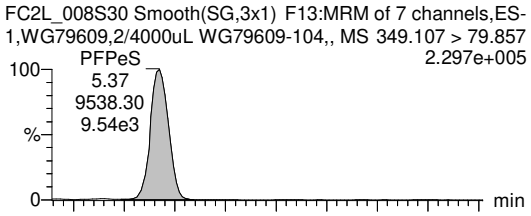

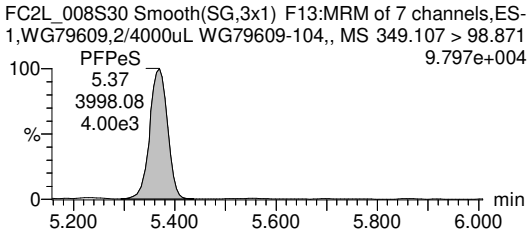

PFHxS-I

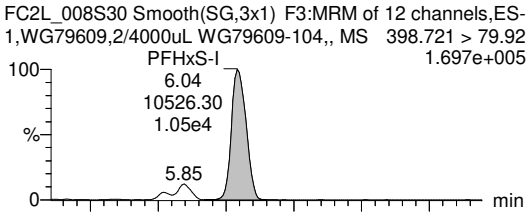

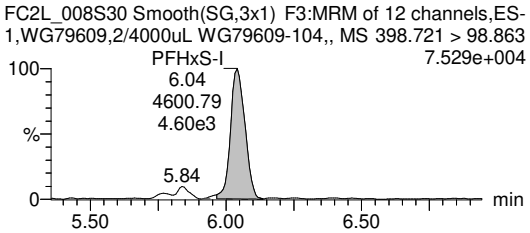

PFHxS-II

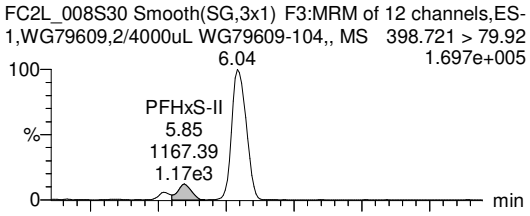

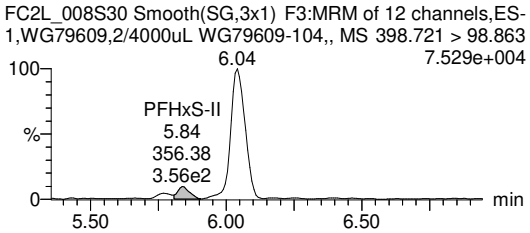

PV by TCH, SV by BRA 13-Jan-22, Conc. & LOD unit = ng for Inst QC, ng/mL for SPM, ng/L for samples

Quantify Sample Report **MassLynx MassLynx V4.1 SCN909**
SGS Axys Analytical Services, Ltd.

Dataset: G:\Masslynx\Inst_L\PFAS\quanfile\FC2L_008-b.qld

Last Altered: Tuesday, January 11, 2022 20:21:00 Pacific Standard Time
Printed: Thursday, January 13, 2022 14:51:29 Pacific Standard Time

ID: WG79609-104,, MS, Name: FC2L_008S30, Description: 1,WG79609,2/4000uL, Date: 11-Jan-2022, Time: 03:33:52

PFHxS-III

FC2L_008S30 Smooth(SG,3x1) F3:MRM of 12 channels,ES-1,WG79609,2/4000uL WG79609-104,, MS 398.721 > 79.92 1.697e+005

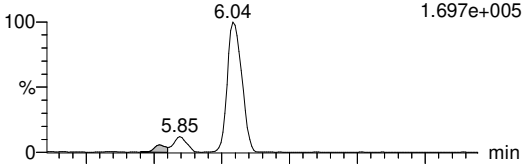

FC2L_008S30 Smooth(SG,3x1) F3:MRM of 12 channels,ES-1,WG79609,2/4000uL WG79609-104,, MS 398.721 > 98.863 7.529e+004

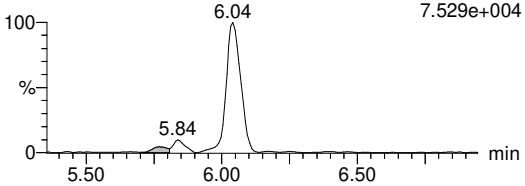

PFHxS-SUM

FC2L_008S30 Smooth(SG,3x1) F3:MRM of 12 channels,ES-1,WG79609,2/4000uL WG79609-104,, MS 398.721 > 79.92 1.697e+005

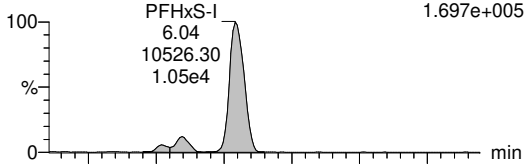

FC2L_008S30 Smooth(SG,3x1) F3:MRM of 12 channels,ES-1,WG79609,2/4000uL WG79609-104,, MS 398.721 > 98.863 7.529e+004

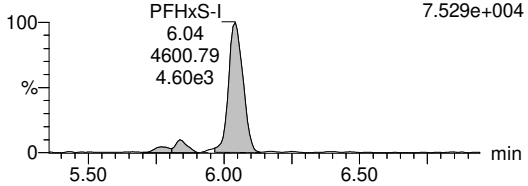

PFHxS

FC2L_008S30 Smooth(SG,3x1) F3:MRM of 12 channels,ES-1,WG79609,2/4000uL WG79609-104,, MS 398.721 > 79.92 1.697e+005

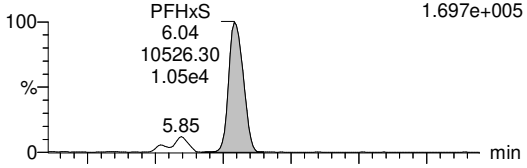

FC2L_008S30 Smooth(SG,3x1) F3:MRM of 12 channels,ES-1,WG79609,2/4000uL WG79609-104,, MS 398.721 > 98.863 7.529e+004

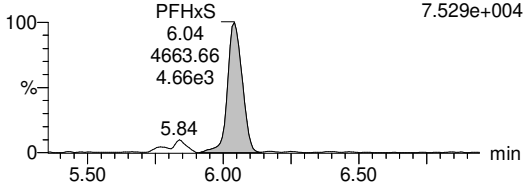

PFHpS

FC2L_008S30 Smooth(SG,3x1) F4:MRM of 7 channels,ES-1,WG79609,2/4000uL WG79609-104,, MS 449.036 > 79.857 1.417e+005

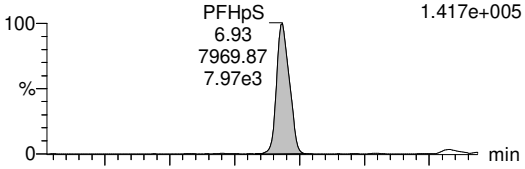

FC2L_008S30 Smooth(SG,3x1) F4:MRM of 7 channels,ES-1,WG79609,2/4000uL WG79609-104,, MS 449.036 > 98.8 6.034e+004

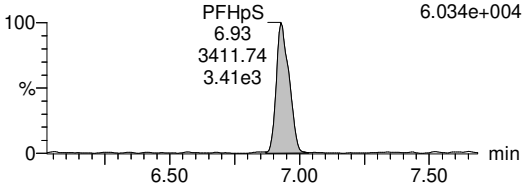

PFOS-I

FC2L_008S30 Smooth(SG,3x1) F5:MRM of 15 channels,ES-1,WG79609,2/4000uL WG79609-104,, MS 498.906 > 79.856 2.628e+005

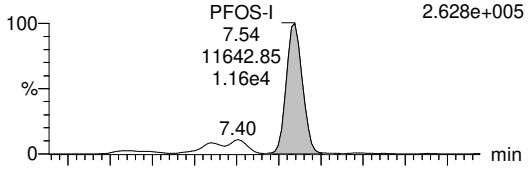

FC2L_008S30 Smooth(SG,3x1) F5:MRM of 15 channels,ES-1,WG79609,2/4000uL WG79609-104,, MS 498.906 > 98.801 1.159e+005

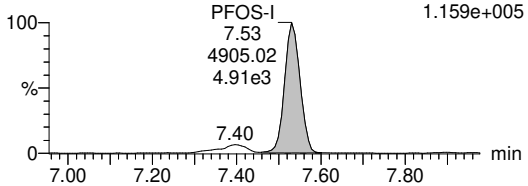

PFOS-II

FC2L_008S30 Smooth(SG,3x1) F5:MRM of 15 channels,ES-1,WG79609,2/4000uL WG79609-104,, MS 498.906 > 79.856 2.628e+005

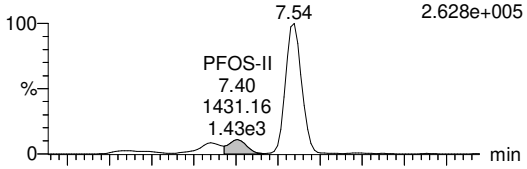

FC2L_008S30 Smooth(SG,3x1) F5:MRM of 15 channels,ES-1,WG79609,2/4000uL WG79609-104,, MS 498.906 > 98.801 1.159e+005

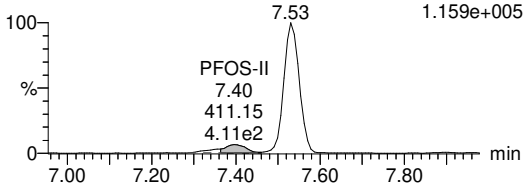

PV by TCH, SV by BRA 13-Jan-22, Conc. & LOD unit = ng for Inst QC, ng/mL for SPM, ng/L for samples

Quantify Sample Report **MassLynx MassLynx V4.1 SCN909**
SGS Axys Analytical Services, Ltd.

Dataset: G:\Masslynx\Inst_L\PFAS\quanfile\FC2L_008-b.qld

Last Altered: Tuesday, January 11, 2022 20:21:00 Pacific Standard Time
Printed: Thursday, January 13, 2022 14:51:29 Pacific Standard Time

ID: WG79609-104,, MS, Name: FC2L_008S30, Description: 1,WG79609,2/4000uL, Date: 11-Jan-2022, Time: 03:33:52

PFOS-III

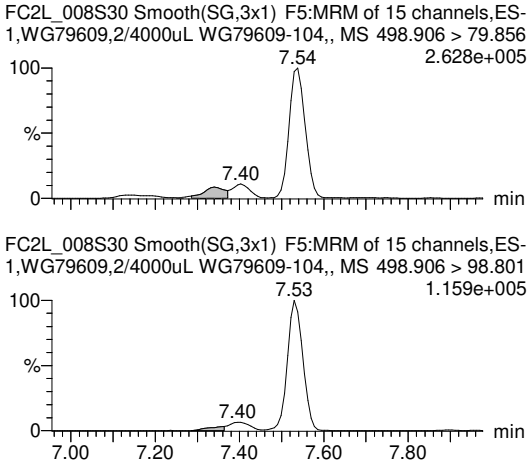

PFOS-IV

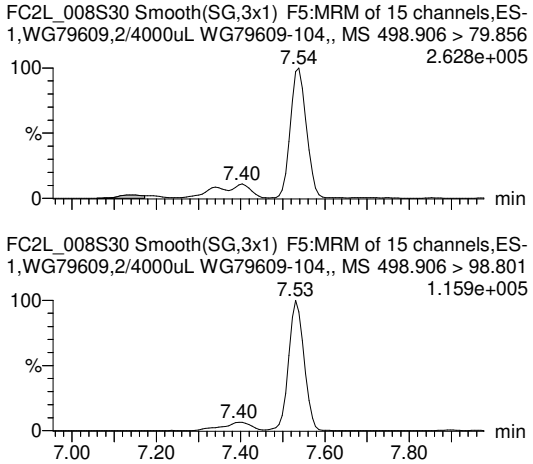

PFOS-SUM

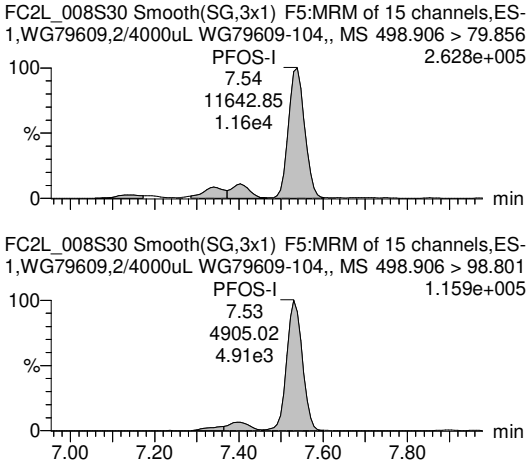

PFOS

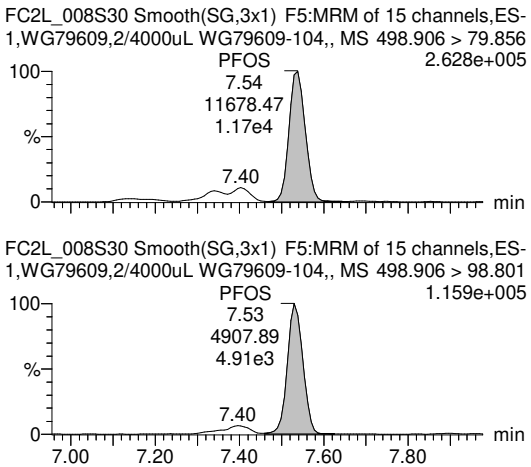

PFNS

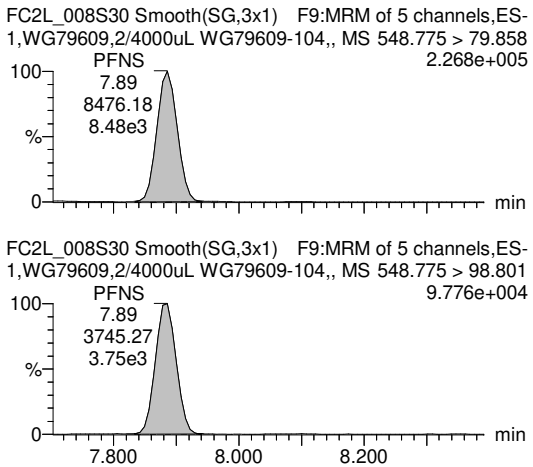

PFDS

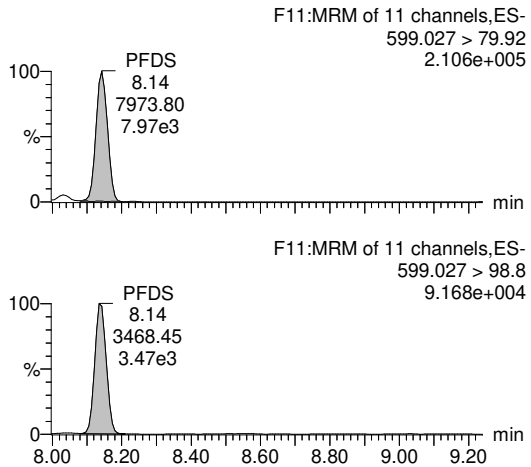

PV by TCH, SV by BRA 13-Jan-22, Conc. & LOD unit = ng for Inst QC, ng/mL for SPM, ng/L for samples

Quantify Sample Report **MassLynx MassLynx V4.1 SCN909**
SGS Axys Analytical Services, Ltd.

Dataset: G:\Masslynx\Inst_L\PFAS\quanfile\FC2L_008-b.qld

Last Altered: Tuesday, January 11, 2022 20:21:00 Pacific Standard Time
Printed: Thursday, January 13, 2022 14:51:29 Pacific Standard Time

ID: WG79609-104,, MS, Name: FC2L_008S30, Description: 1,WG79609,2/4000uL, Date: 11-Jan-2022, Time: 03:33:52

PFDoS

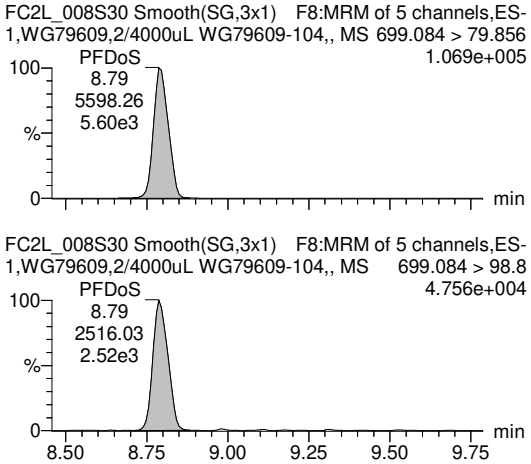

4:2 FTS

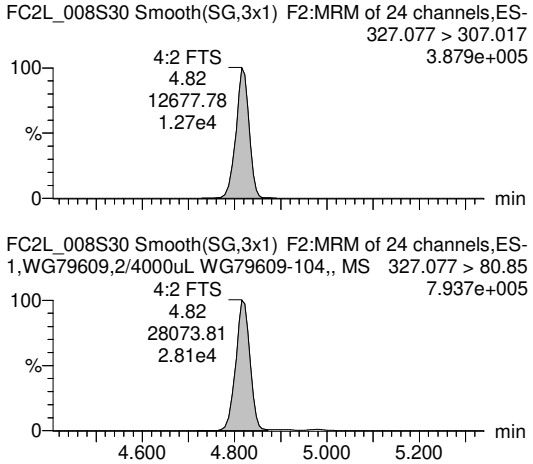

6:2 FTS

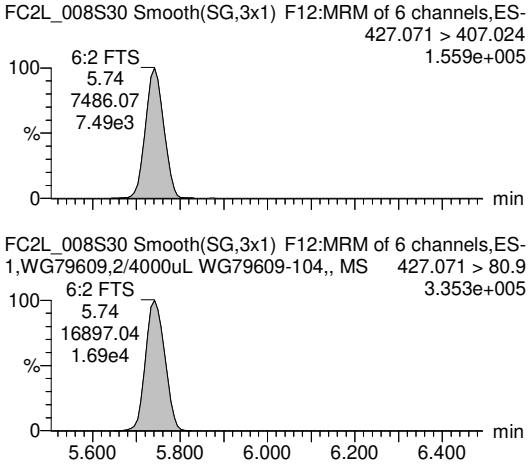

8:2 FTS

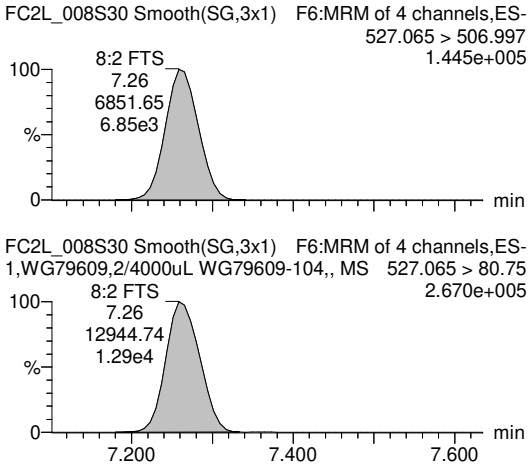

PFOSA-I

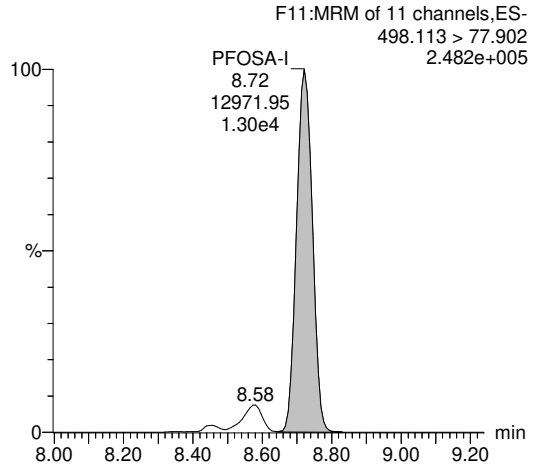

PFOSA-II

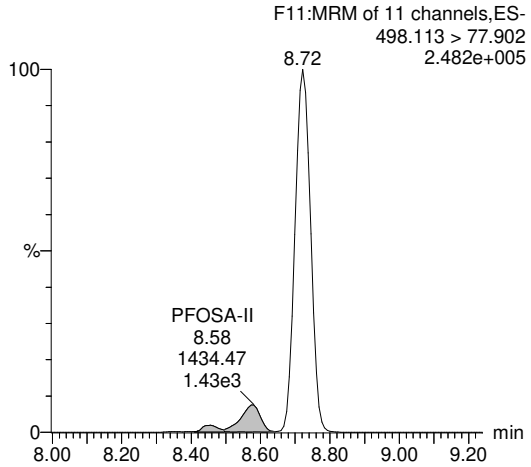

PV by TCH, SV by BRA 13-Jan-22, Conc. & LOD unit = ng for Inst QC, ng/mL for SPM, ng/L for samples

Quantify Sample Report **MassLynx MassLynx V4.1 SCN909**
SGS Axys Analytical Services, Ltd.

Dataset: G:\Masslynx\Inst_L\PFAS\quanfile\FC2L_008-b.qld

Last Altered: Tuesday, January 11, 2022 20:21:00 Pacific Standard Time
Printed: Thursday, January 13, 2022 14:51:29 Pacific Standard Time

ID: WG79609-104,, MS, Name: FC2L_008S30, Description: 1,WG79609,2/4000uL, Date: 11-Jan-2022, Time: 03:33:52

PFOSA-SUM

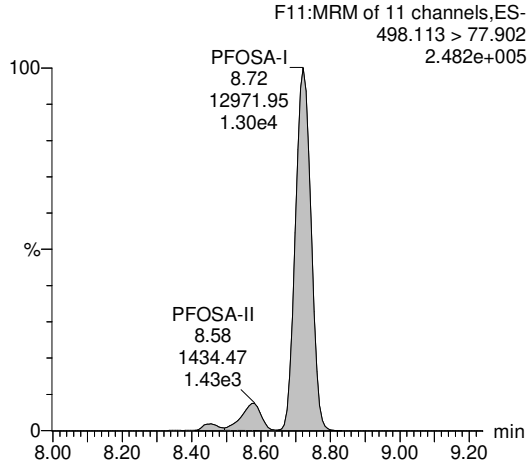

PFOSA

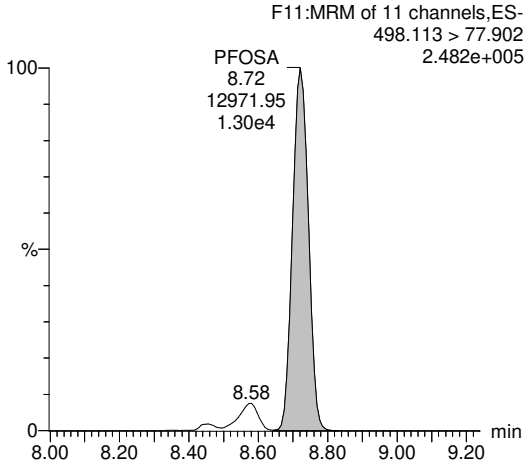

N-MeFOSA-I

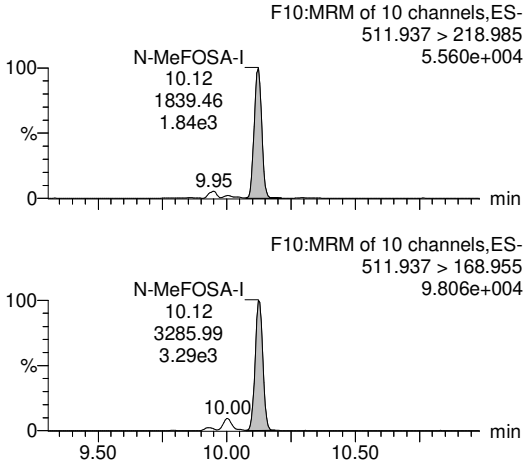

N-MeFOSA-II

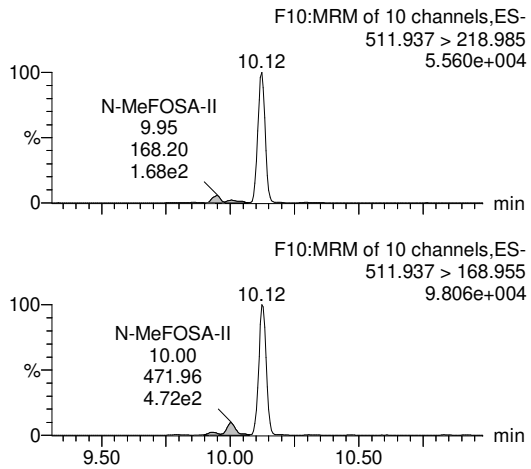

N-MeFOSA-SUM

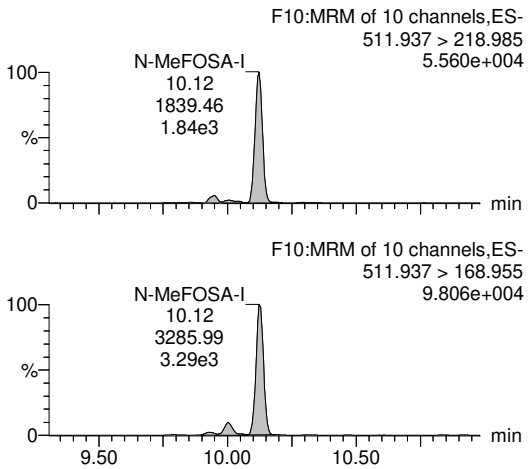

N-MeFOSA

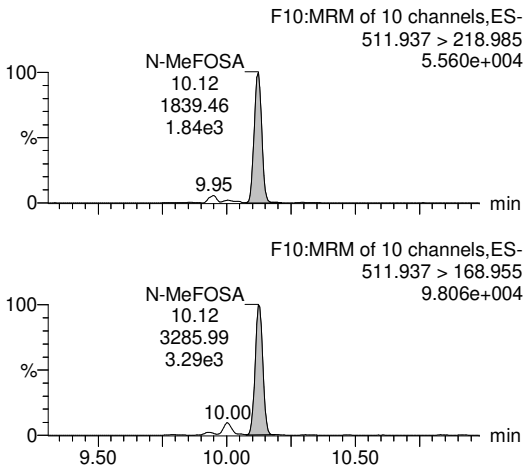

PV by TCH, SV by BRA 13-Jan-22, Conc. & LOD unit = ng for Inst QC, ng/mL for SPM, ng/L for samples

Quantify Sample Report **MassLynx MassLynx V4.1 SCN909**
SGS Axys Analytical Services, Ltd.

Dataset: G:\Masslynx\Inst_L\PFAS\quanfile\FC2L_008-b.qld

Last Altered: Tuesday, January 11, 2022 20:21:00 Pacific Standard Time
Printed: Thursday, January 13, 2022 14:51:29 Pacific Standard Time

ID: WG79609-104,, MS, Name: FC2L_008S30, Description: 1,WG79609,2/4000uL, Date: 11-Jan-2022, Time: 03:33:52

N-EtFOSA-I

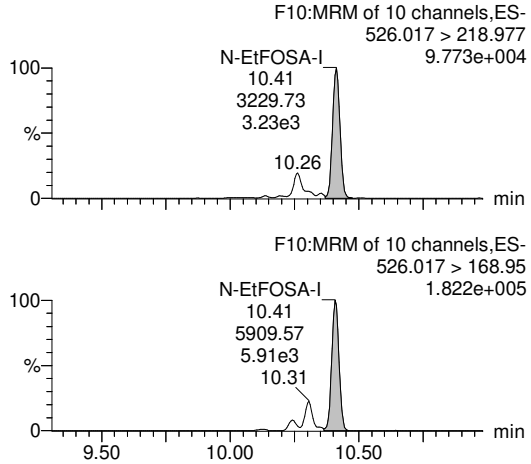

N-EtFOSA-II

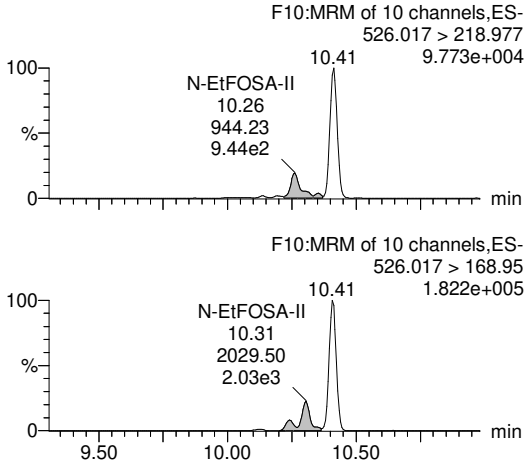

N-EtFOSA-SUM

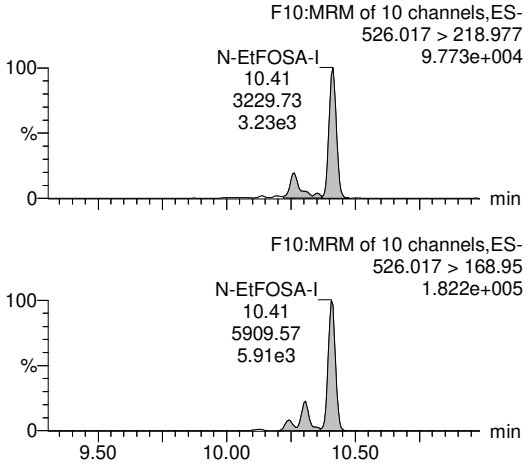

N-EtFOSA

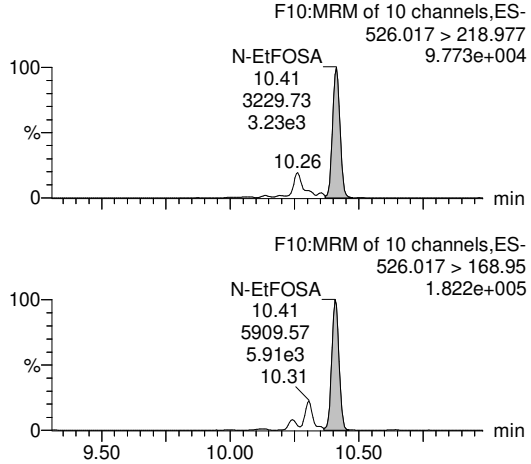

MeFOSAA-I

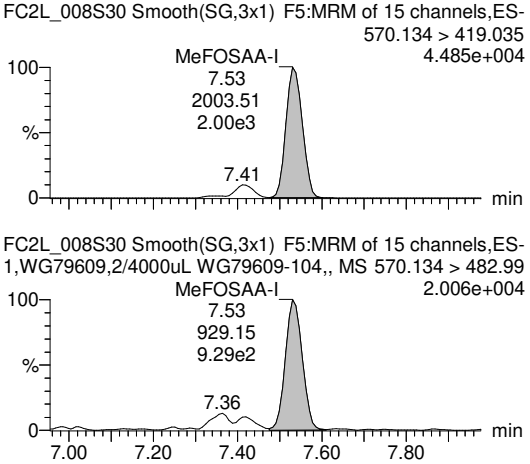

MeFOSAA-II

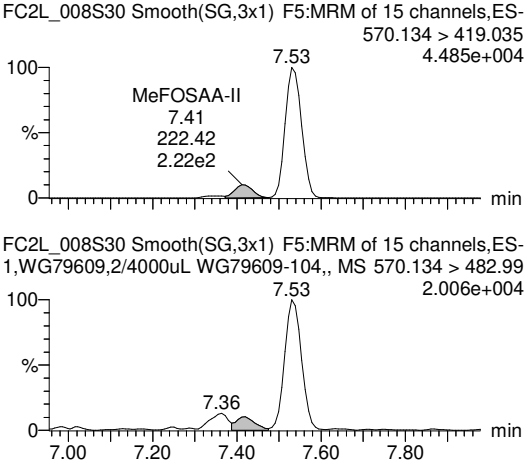

PV by TCH, SV by BRA 13-Jan-22, Conc. & LOD unit = ng for Inst QC, ng/mL for SPM, ng/L for samples

Quantify Sample Report **MassLynx MassLynx V4.1 SCN909**
SGS Axys Analytical Services, Ltd.

Dataset: G:\Masslynx\Inst_L\PFAS\quanfile\FC2L_008-b.qld

Last Altered: Tuesday, January 11, 2022 20:21:00 Pacific Standard Time
Printed: Thursday, January 13, 2022 14:51:29 Pacific Standard Time

ID: WG79609-104,, MS, Name: FC2L_008S30, Description: 1,WG79609,2/4000uL, Date: 11-Jan-2022, Time: 03:33:52

MeFOSAA-III

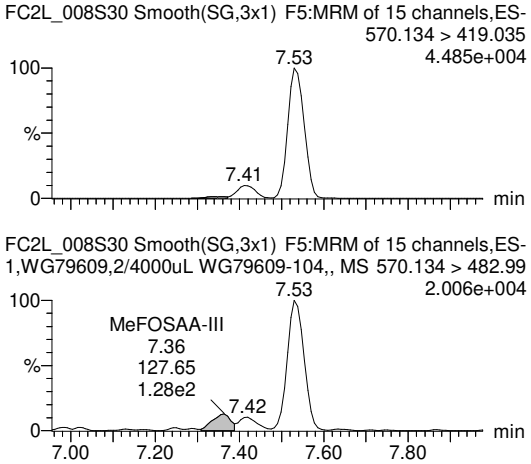

MeFOSAA-SUM

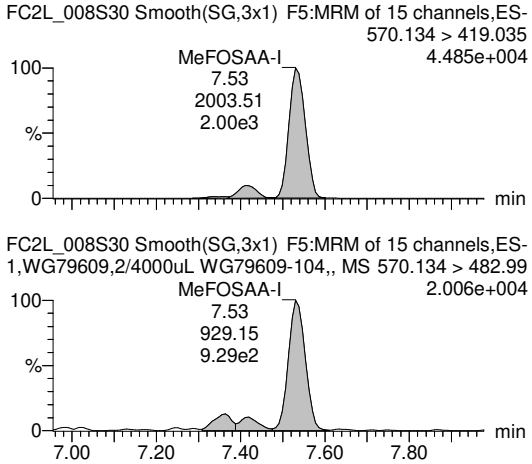

MeFOSAA

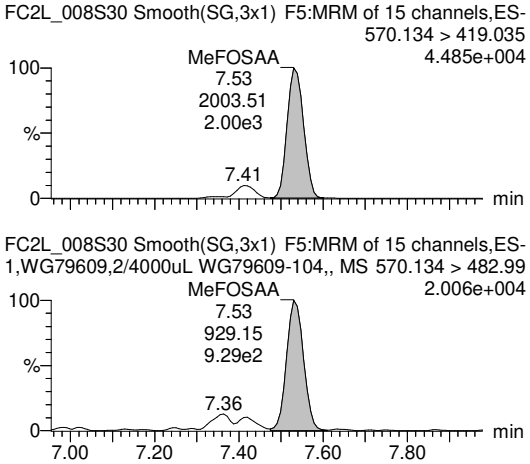

EtFOSAA-I

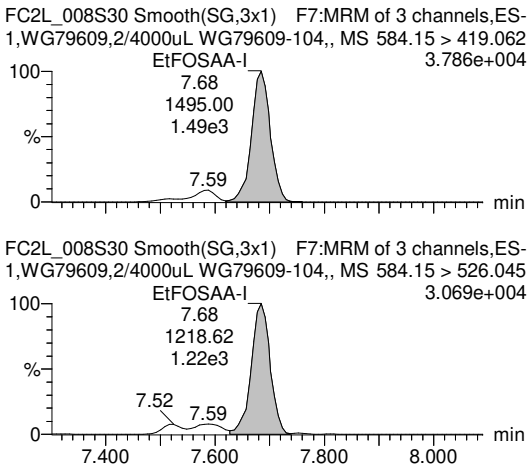

EtFOSAA-II

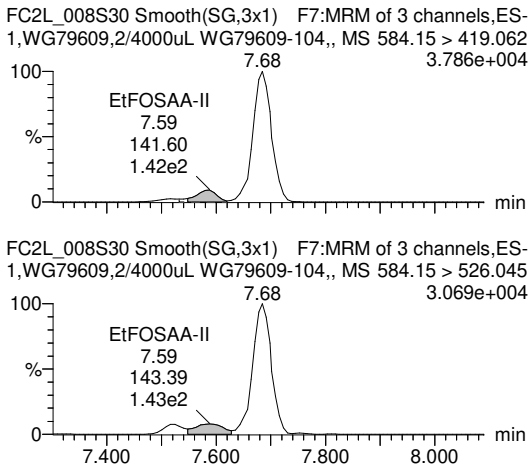

EtFOSAA-III

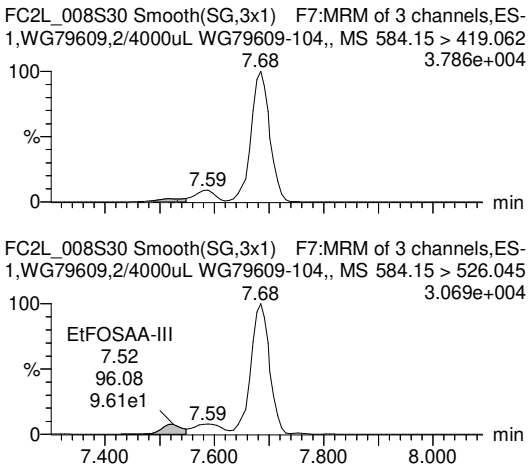

PV by TCH, SV by BRA 13-Jan-22, Conc. & LOD unit = ng for Inst QC, ng/mL for SPM, ng/L for samples

Quantify Sample Report **MassLynx MassLynx V4.1 SCN909**
SGS Axys Analytical Services, Ltd.

Dataset: G:\Masslynx\Inst_L\PFAS\quanfile\FC2L_008-b.qld

Last Altered: Tuesday, January 11, 2022 20:21:00 Pacific Standard Time
Printed: Thursday, January 13, 2022 14:51:29 Pacific Standard Time

ID: WG79609-104,, MS, Name: FC2L_008S30, Description: 1,WG79609,2/4000uL, Date: 11-Jan-2022, Time: 03:33:52

EtFOSAA-SUM

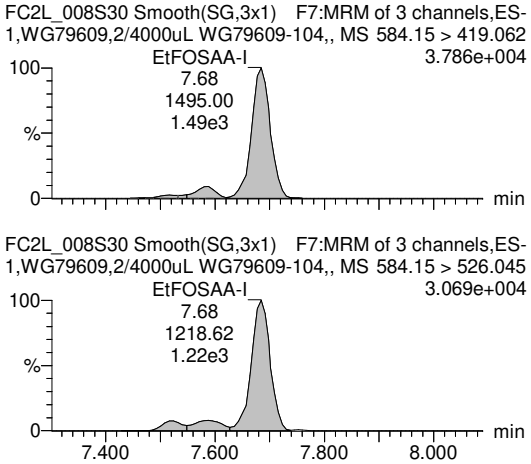

EtFOSAA

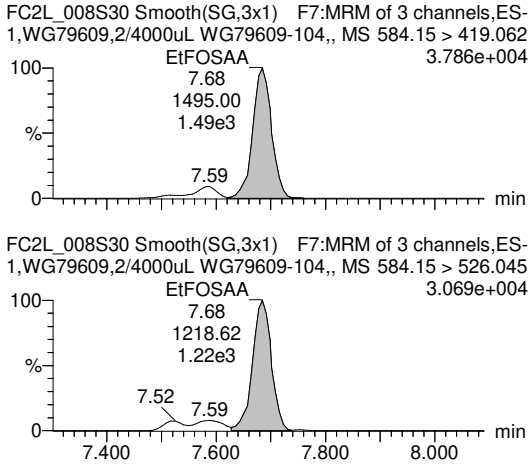

N-MeFOSE-I

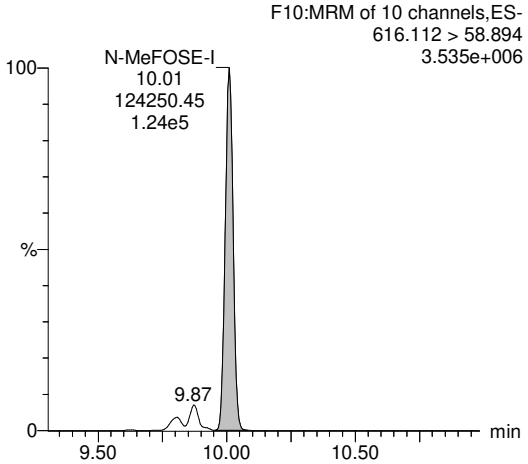

N-MeFOSE-II

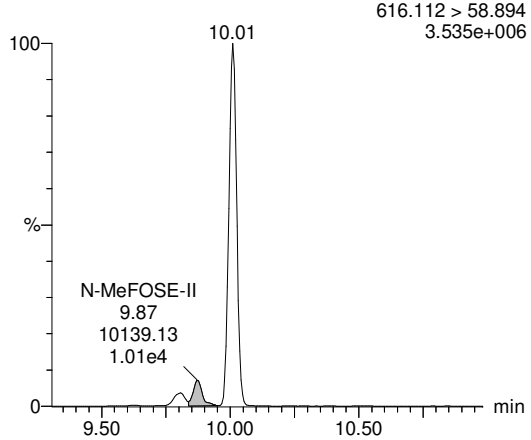

N-MeFOSE-III

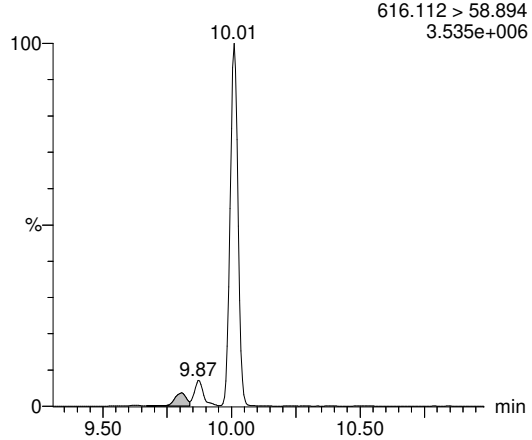

N-MeFOSE-SUM

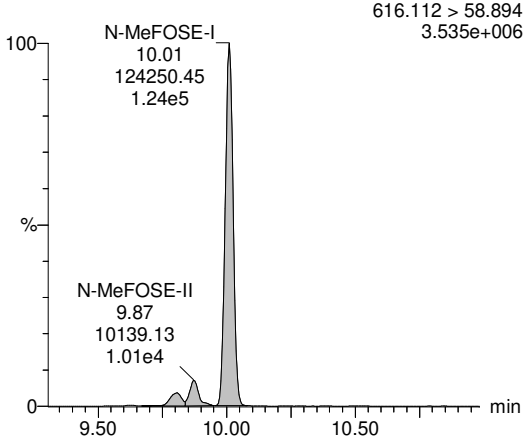

PV by TCH, SV by BRA 13-Jan-22, Conc. & LOD unit = ng for Inst QC, ng/mL for SPM, ng/L for samples

Quantify Sample Report **MassLynx MassLynx V4.1 SCN909**
SGS Axys Analytical Services, Ltd.

Dataset: G:\Masslynx\Inst_L\PFAS\quanfile\FC2L_008-b.qld

Last Altered: Tuesday, January 11, 2022 20:21:00 Pacific Standard Time
Printed: Thursday, January 13, 2022 14:51:29 Pacific Standard Time

ID: WG79609-104,, MS, Name: FC2L_008S30, Description: 1,WG79609,2/4000uL, Date: 11-Jan-2022, Time: 03:33:52

N-MeFOSE

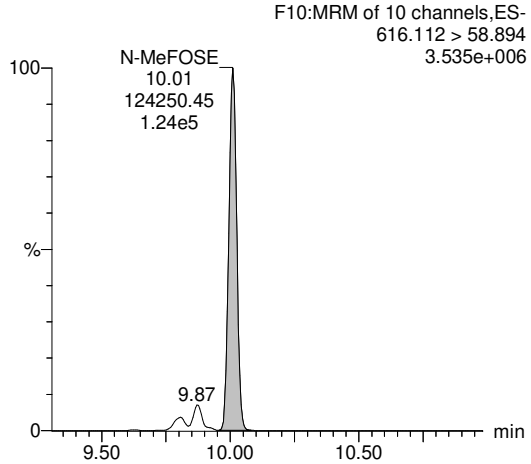

N-EtFOSE-I

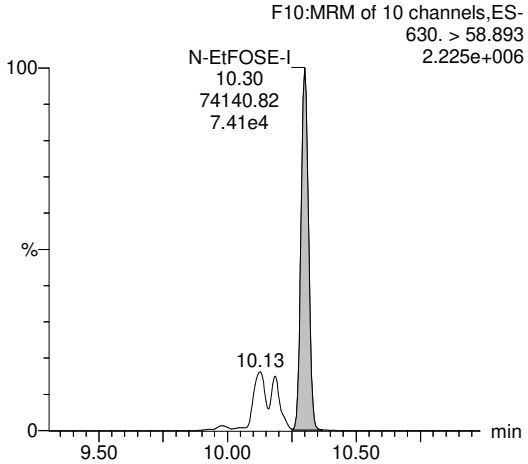

N-EtFOSE-II

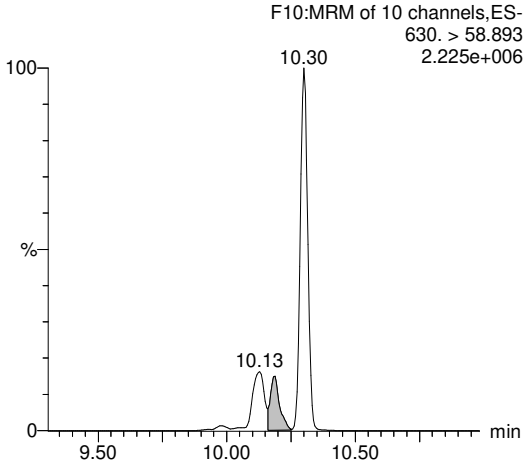

N-EtFOSE-III

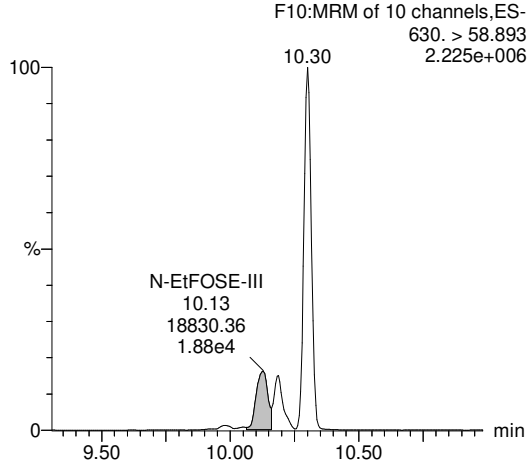

N-EtFOSE-SUM

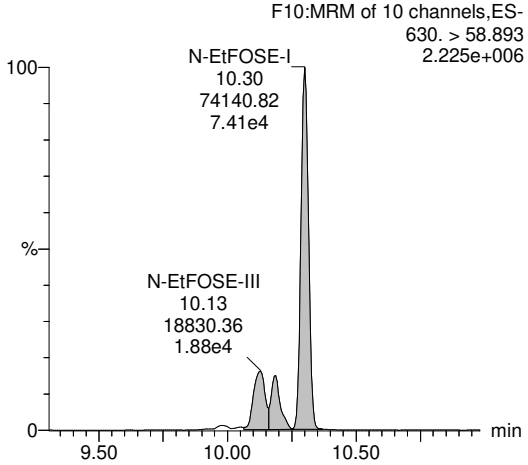

N-EtFOSE

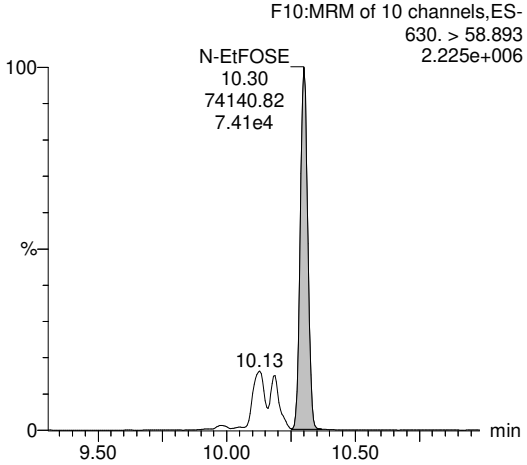

PV by TCH, SV by BRA 13-Jan-22, Conc. & LOD unit = ng for Inst QC, ng/mL for SPM, ng/L for samples

Quantify Sample Report **MassLynx MassLynx V4.1 SCN909**
SGS Axys Analytical Services, Ltd.

Dataset: G:\Masslynx\Inst_L\PFAS\quanfile\FC2L_008-b.qld

Last Altered: Tuesday, January 11, 2022 20:21:00 Pacific Standard Time
Printed: Thursday, January 13, 2022 14:51:29 Pacific Standard Time

ID: WG79609-104,, MS, Name: FC2L_008S30, Description: 1,WG79609,2/4000uL, Date: 11-Jan-2022, Time: 03:33:52

HFPO-DA

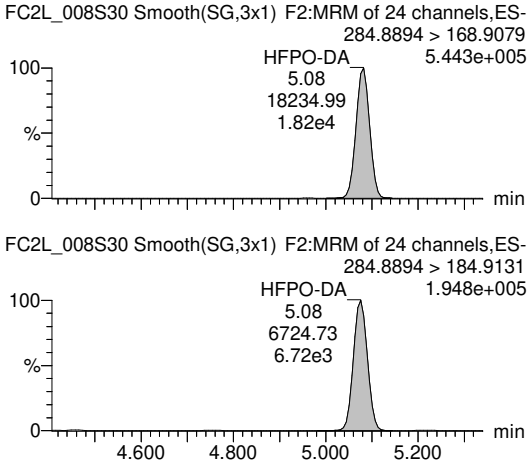

ADONA

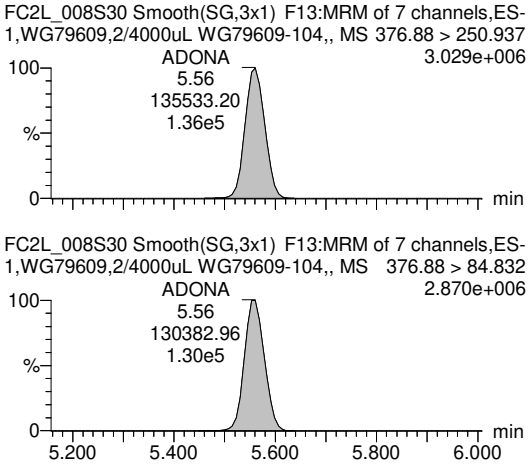

9Cl-PF3ONS

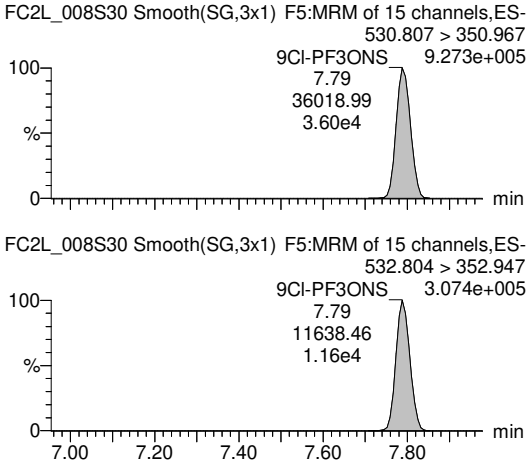

11Cl-PF3OUdS

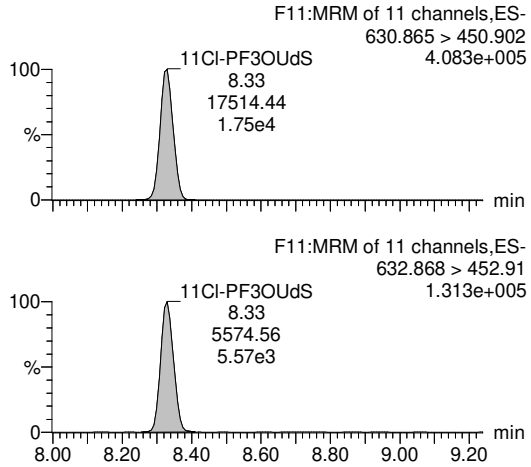

3:3 FTCA

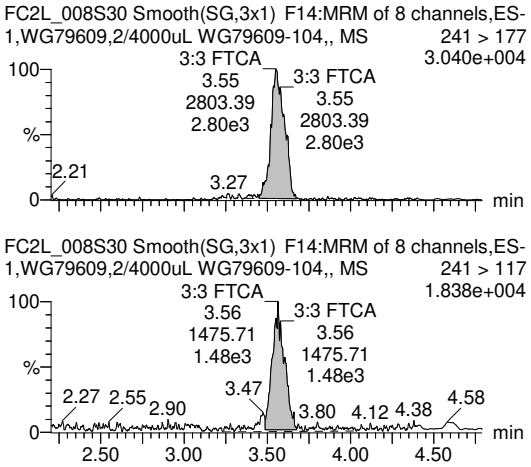

5:3 FTCA

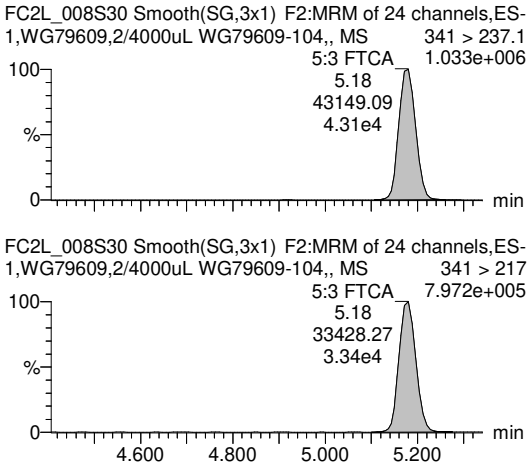

PV by TCH, SV by BRA 13-Jan-22, Conc. & LOD unit = ng for Inst QC, ng/mL for SPM, ng/L for samples

Quantify Sample Report **MassLynx MassLynx V4.1 SCN909**
SGS Axys Analytical Services, Ltd.

Dataset: G:\Masslynx\Inst_L\PFAS\quanfile\FC2L_008-b.qld

Last Altered: Tuesday, January 11, 2022 20:21:00 Pacific Standard Time
Printed: Thursday, January 13, 2022 14:51:29 Pacific Standard Time

ID: WG79609-104,, MS, Name: FC2L_008S30, Description: 1,WG79609,2/4000uL, Date: 11-Jan-2022, Time: 03:33:52

7:3 FTCA

FC2L_008S30 Smooth(SG,3x1) F3:MRM of 12 channels,ES-
1,WG79609,2/4000uL WG79609-104,, MS 441 > 316.9
2.749e+005

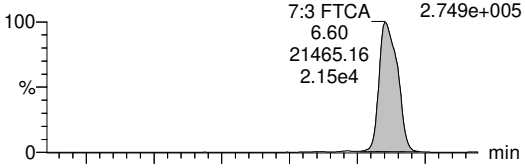

FC2L_008S30 Smooth(SG,3x1) F3:MRM of 12 channels,ES-
1,WG79609,2/4000uL WG79609-104,, MS 441 > 336.9
3.993e+005

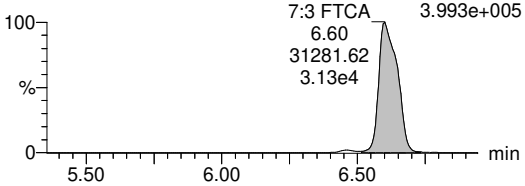

PFEESA

FC2L_008S30 Smooth(SG,3x1) F2:MRM of 24 channels,ES-
1,WG79609,2/4000uL WG79609-104,, MS 314.8 > 134.9
9.093e+005

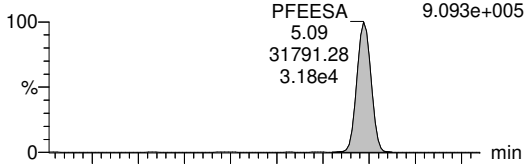

FC2L_008S30 Smooth(SG,3x1) F2:MRM of 24 channels,ES-
1,WG79609,2/4000uL WG79609-104,, MS 314.8 > 82.9
9.287e+004

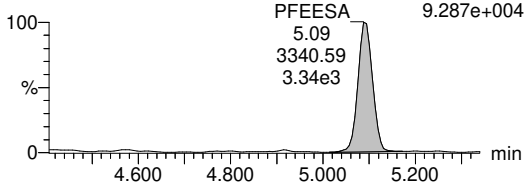

PFMPA

FC2L_008S30 Smooth(SG,5x1) F14:MRM of 8 channels,ES-
1,WG79609,2/4000uL WG79609-104,, MS 229.013 > 84.9
3.695e+005

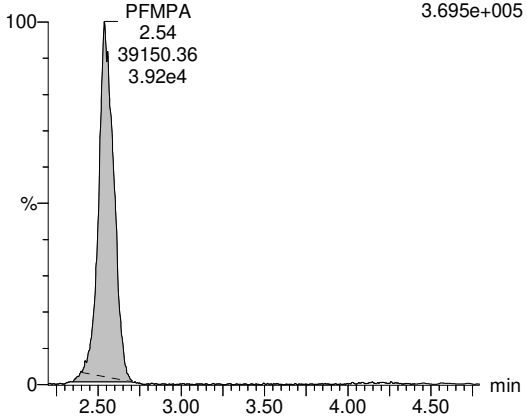

PFMBA

FC2L_008S30 Smooth(SG,3x1) F14:MRM of 8 channels,ES-
1,WG79609,2/4000uL WG79609-104,, MS 279 > 85.1
4.211e+005

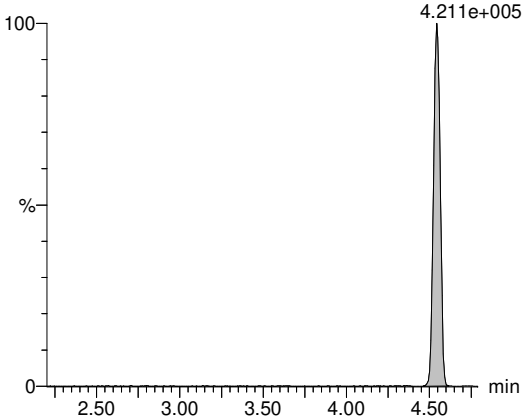

NFDHA

FC2L_008S30 Smooth(SG,3x1) F2:MRM of 24 channels,ES-
1,WG79609,2/4000uL WG79609-104,, MS 295 > 201
1.787e+004

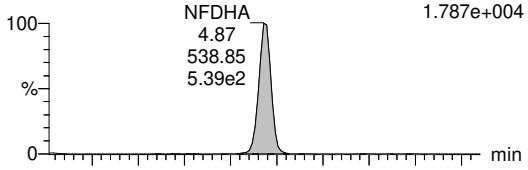

FC2L_008S30 Smooth(SG,3x1) F2:MRM of 24 channels,ES-
1,WG79609,2/4000uL WG79609-104,, MS 295 > 84.9
9.493e+003

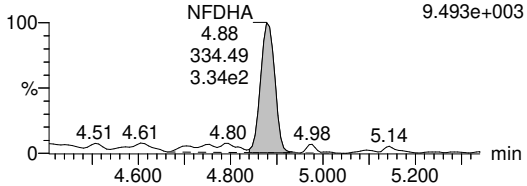

13C4-PFBA

FC2L_008S30 Smooth(SG,3x1) F1:MRM of 3 channels,ES-
216.776 > 171.928
1.758e+006

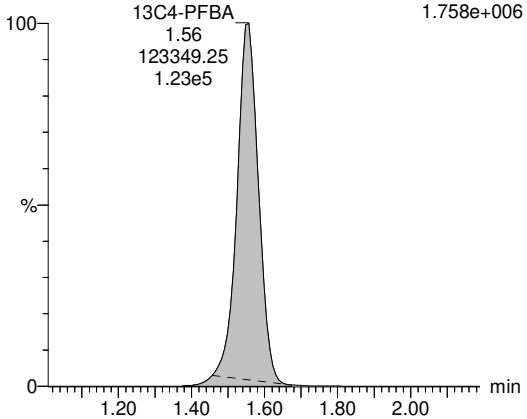

PV by TCH, SV by BRA 13-Jan-22, Conc. & LOD unit = ng for Inst QC, ng/mL for SPM, ng/L for samples

Quantify Sample Report **MassLynx MassLynx V4.1 SCN909**
SGS Axys Analytical Services, Ltd.

Dataset: G:\Masslynx\Inst_L\PFAS\quanfile\FC2L_008-b.qld

Last Altered: Tuesday, January 11, 2022 20:21:00 Pacific Standard Time
Printed: Thursday, January 13, 2022 14:51:29 Pacific Standard Time

ID: WG79609-104,, MS, Name: FC2L_008S30, Description: 1,WG79609,2/4000uL, Date: 11-Jan-2022, Time: 03:33:52

13C5-PFPeA

FC2L_008S30 Smooth(SG,3x1) F14:MRM of 8 channels,ES-
1,WG79609,2/4000uL WG79609-104,, MS 268.16 > 223.035
9.640e+005

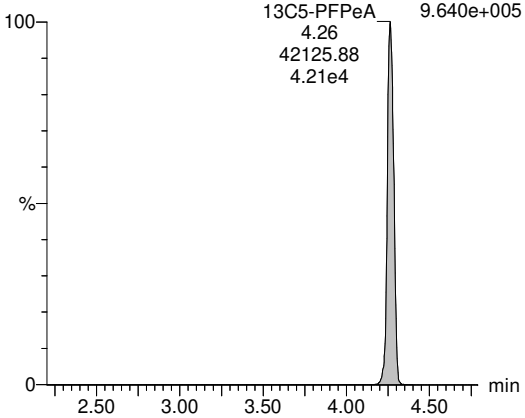

13C5-PFHxA

FC2L_008S30 Smooth(SG,3x1) F2:MRM of 24 channels,ES-
318.029 > 272.993
5.915e+005

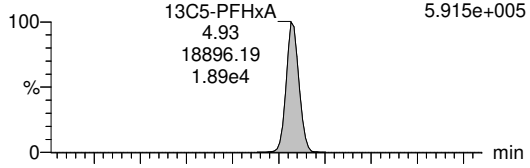

FC2L_008S30 Smooth(SG,3x1) F2:MRM of 24 channels,ES-
318.029 > 120.341
2.066e+004

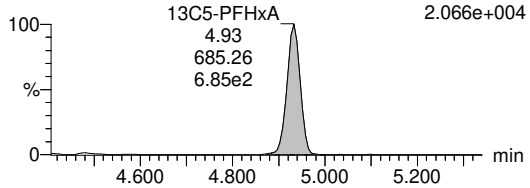

13C4-PFHpA

FC2L_008S30 Smooth(SG,3x1) F13:MRM of 7 channels,ES-
367.086 > 322.004
6.486e+005

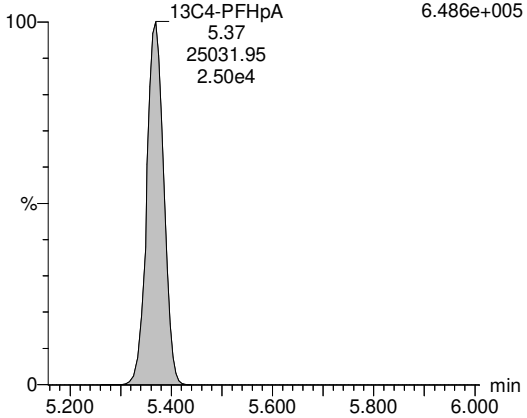

13C8-PFOA

FC2L_008S30 Smooth(SG,3x1) F3:MRM of 12 channels,ES-
421.096 > 376.022
4.768e+005

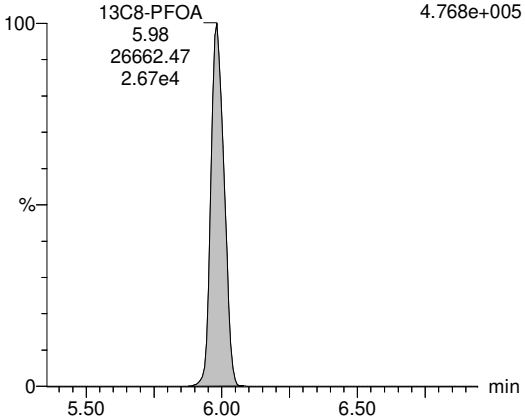

13C9-PFNA

FC2L_008S30 Smooth(SG,3x1) F4:MRM of 7 channels,ES-
472.096 > 427.014
2.301e+005

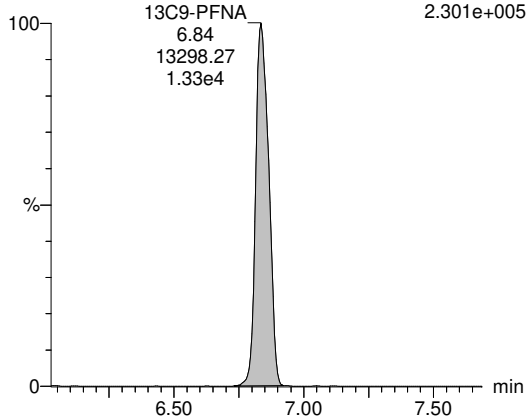

13C6-PFDA

FC2L_008S30 Smooth(SG,3x1) F5:MRM of 15 channels,ES-
519.147 > 474.058
2.811e+005

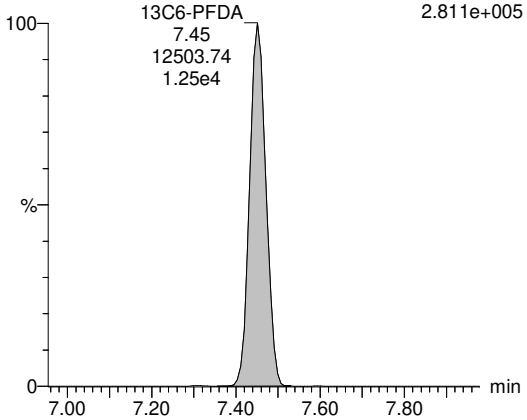

PV by TCH, SV by BRA 13-Jan-22, Conc. & LOD unit = ng for Inst QC, ng/mL for SPM, ng/L for samples

Quantify Sample Report **MassLynx MassLynx V4.1 SCN909**
SGS Axys Analytical Services, Ltd.

Dataset: G:\Masslynx\Inst_L\PFAS\quanfile\FC2L_008-b.qld

Last Altered: Tuesday, January 11, 2022 20:21:00 Pacific Standard Time
Printed: Thursday, January 13, 2022 14:51:29 Pacific Standard Time

ID: WG79609-104,, MS, Name: FC2L_008S30, Description: 1,WG79609,2/4000uL, Date: 11-Jan-2022, Time: 03:33:52

13C7-PFUnA

FC2L_008S30 Smooth(SG,3x1) F9:MRM of 5 channels,ES-
1,WG79609,2/4000uL WG79609-104,, MS 570.019 > 525.05
3.705e+005

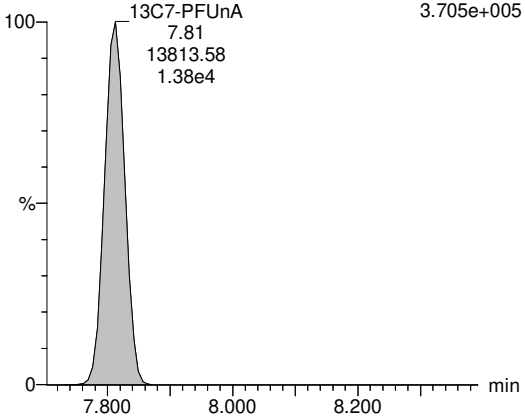

13C2-PFDoA

F11:MRM of 11 channels,ES-
615.127 > 570.013
2.776e+005

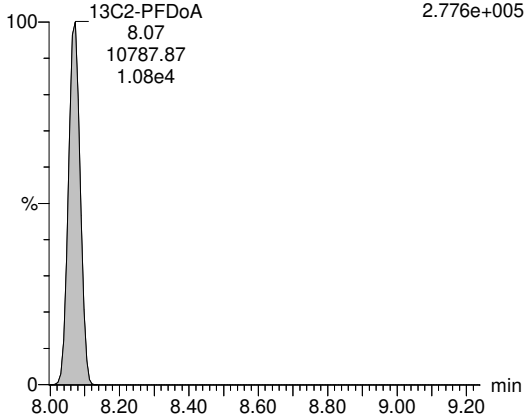

13C2-PFTeDA

FC2L_008S30 Smooth(SG,3x1) F8:MRM of 5 channels,ES-
715.057 > 670.026
1.678e+005

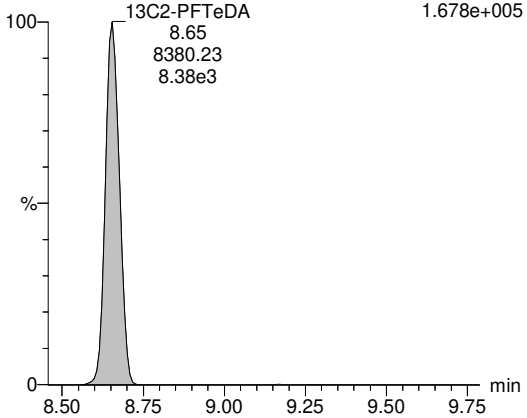

13C3-PFBS

FC2L_008S30 Smooth(SG,3x1) F2:MRM of 24 channels,ES-
1,WG79609,2/4000uL WG79609-104,, MS 302.056 > 79.865
4.650e+005

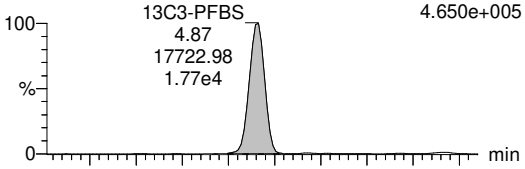

FC2L_008S30 Smooth(SG,3x1) F2:MRM of 24 channels,ES-
1,WG79609,2/4000uL WG79609-104,, MS 302.056 > 98.875
1.994e+005

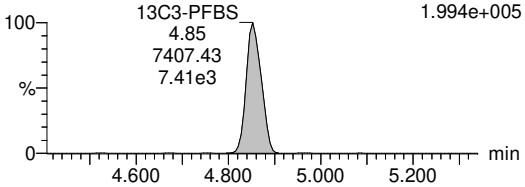

13C3-PFHxS

FC2L_008S30 Smooth(SG,3x1) F3:MRM of 12 channels,ES-
1,WG79609,2/4000uL WG79609-104,, MS 402.114 > 79.858
2.791e+005

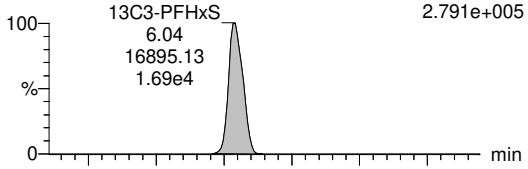

FC2L_008S30 Smooth(SG,3x1) F3:MRM of 12 channels,ES-
1,WG79609,2/4000uL WG79609-104,, MS 402.114 > 98.801
1.242e+005

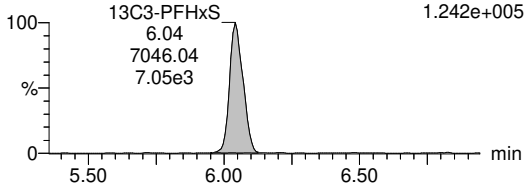

13C8-PFOS

FC2L_008S30 Smooth(SG,3x1) F5:MRM of 15 channels,ES-
1,WG79609,2/4000uL WG79609-104,, MS 507.124 > 79.858
3.342e+005

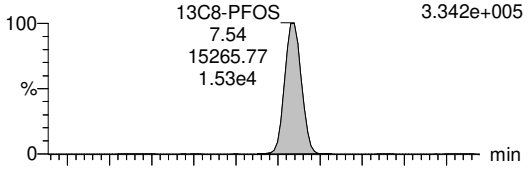

FC2L_008S30 Smooth(SG,3x1) F5:MRM of 15 channels,ES-
1,WG79609,2/4000uL WG79609-104,, MS 507.124 > 98.867
1.552e+005

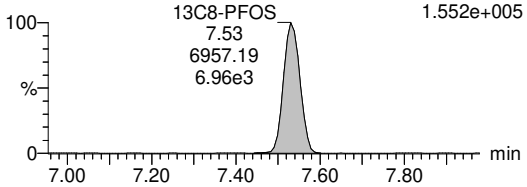

PV by TCH, SV by BRA 13-Jan-22, Conc. & LOD unit = ng for Inst QC, ng/mL for SPM, ng/L for samples

Quantify Sample Report **MassLynx MassLynx V4.1 SCN909**
SGS Axys Analytical Services, Ltd.

Dataset: G:\Masslynx\Inst_L\PFAS\quanfile\FC2L_008-b.qld

Last Altered: Tuesday, January 11, 2022 20:21:00 Pacific Standard Time
Printed: Thursday, January 13, 2022 14:51:29 Pacific Standard Time

ID: WG79609-104,, MS, Name: FC2L_008S30, Description: 1,WG79609,2/4000uL, Date: 11-Jan-2022, Time: 03:33:52

13C2-4:2 FTS

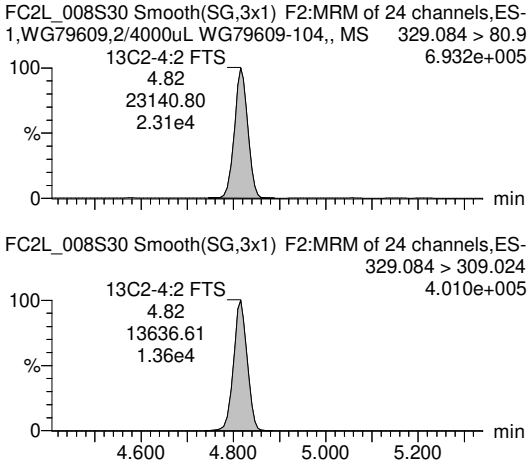

13C2-6:2 FTS

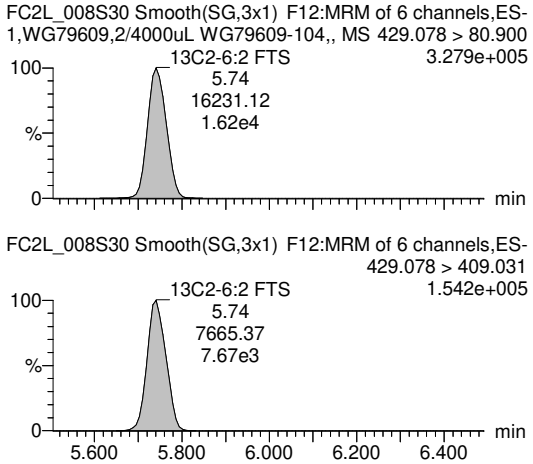

13C2-8:2 FTS

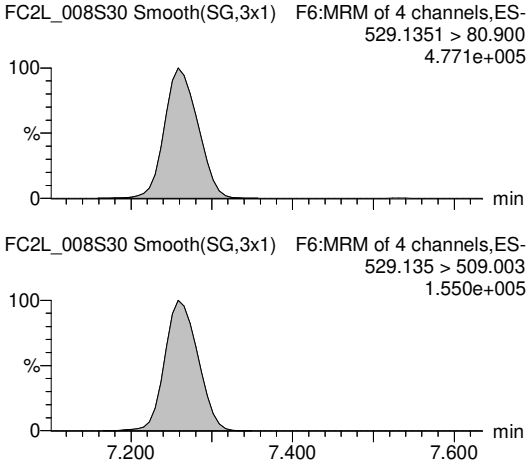

13C8-PFOSA

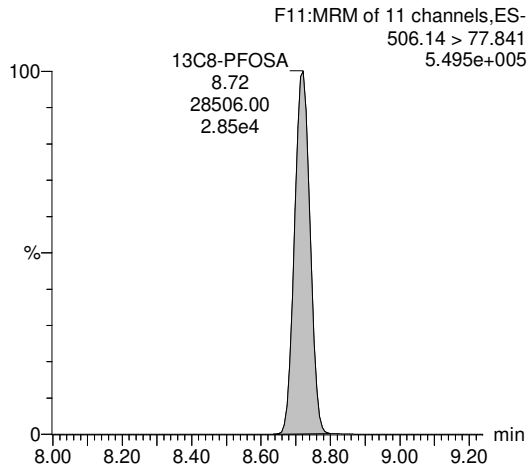

D3-N-MeFOSA

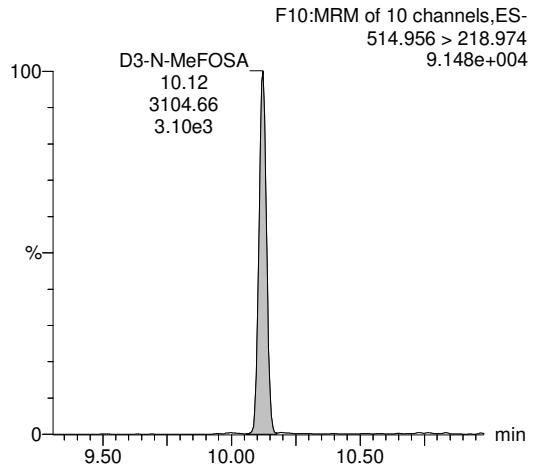

D5-N-EtFOSA

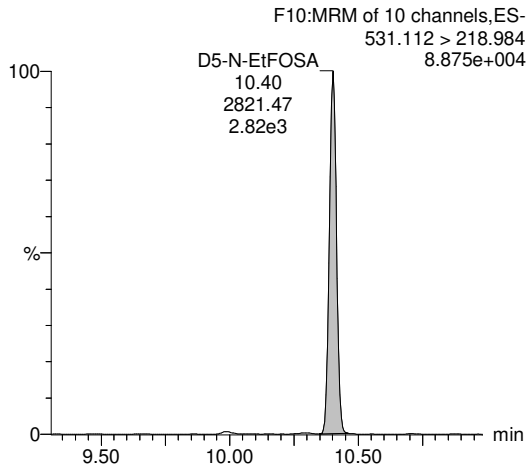

PV by TCH, SV by BRA 13-Jan-22, Conc. & LOD unit = ng for Inst QC, ng/mL for SPM, ng/L for samples

Quantify Sample Report **MassLynx MassLynx V4.1 SCN909**
SGS Axys Analytical Services, Ltd.

Dataset: G:\Masslynx\Inst_L\PFAS\quanfile\FC2L_008-b.qld

Last Altered: Tuesday, January 11, 2022 20:21:00 Pacific Standard Time
Printed: Thursday, January 13, 2022 14:51:29 Pacific Standard Time

ID: WG79609-104,, MS, Name: FC2L_008S30, Description: 1,WG79609,2/4000uL, Date: 11-Jan-2022, Time: 03:33:52

D3-MeFOSAA

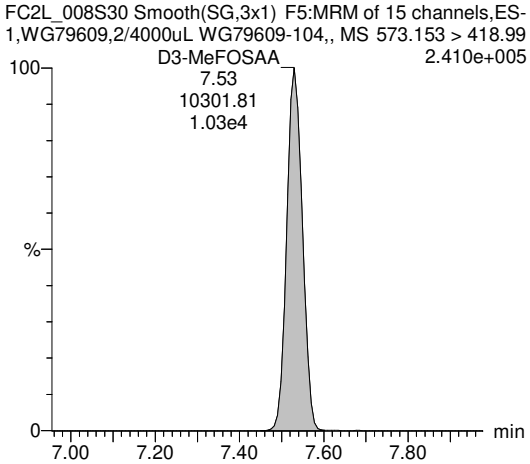

D5-EtFOSAA

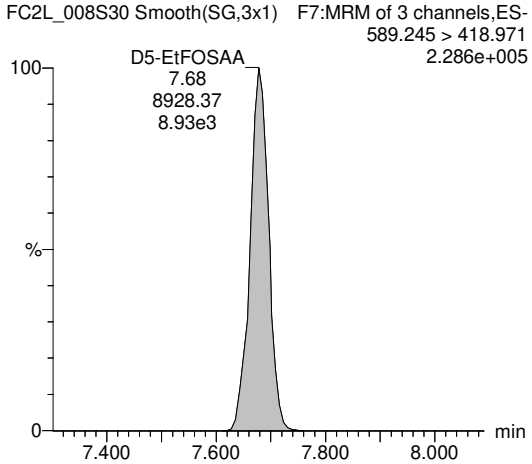

D7-N-MeFOSE

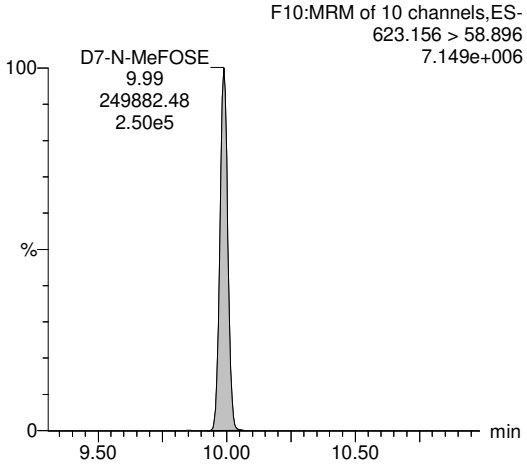

D9-N-EtFOSE

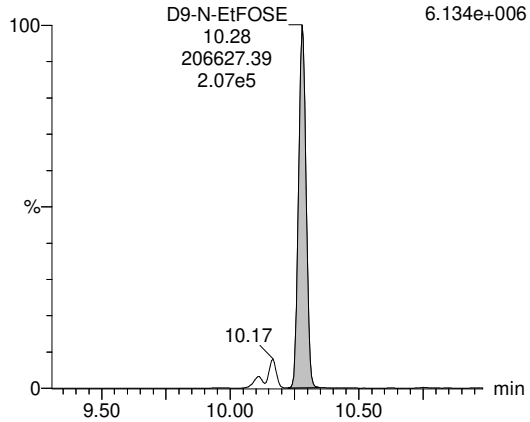

13C3-HFPO-DA

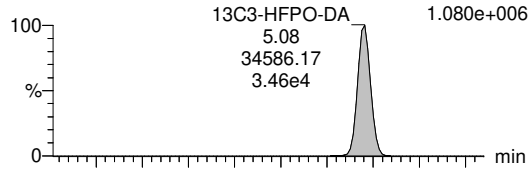

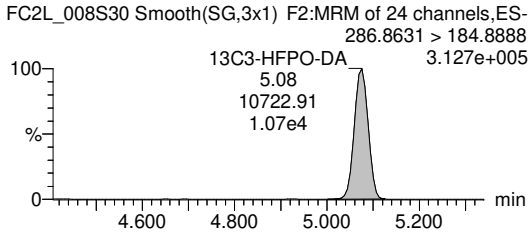

13C3-PFBA

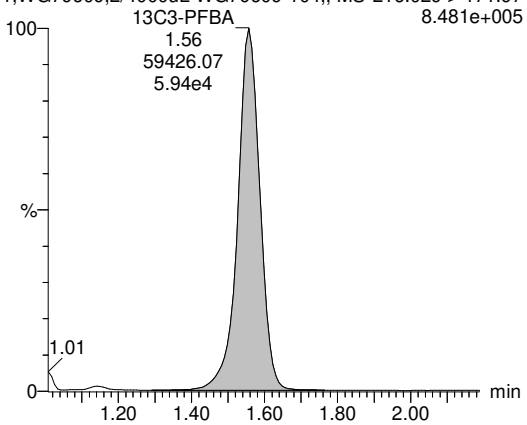

PV by TCH, SV by BRA 13-Jan-22, Conc. & LOD unit = ng for Inst QC, ng/mL for SPM, ng/L for samples

Quantify Sample Report **MassLynx MassLynx V4.1 SCN909**
SGS Axys Analytical Services, Ltd.

Dataset: G:\Masslynx\Inst_L\PFAS\quanfile\FC2L_008-b.qld

Last Altered: Tuesday, January 11, 2022 20:21:00 Pacific Standard Time
Printed: Thursday, January 13, 2022 14:51:29 Pacific Standard Time

ID: WG79609-104,, MS, Name: FC2L_008S30, Description: 1,WG79609,2/4000uL, Date: 11-Jan-2022, Time: 03:33:52

13C2-PFHxA

FC2L_008S30 Smooth(SG,3x1) F2:MRM of 24 channels,ES- 315.083 > 269.984 9.800e+005

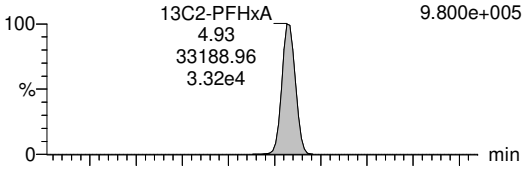

FC2L_008S30 Smooth(SG,3x1) F2:MRM of 24 channels,ES- 315.083 > 119.359 3.620e+004

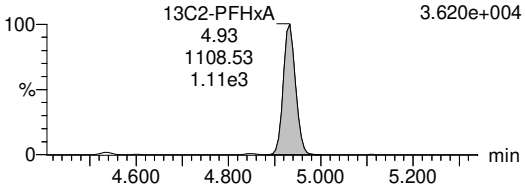

13C4-PFOA

FC2L_008S30 Smooth(SG,3x1) F3:MRM of 12 channels,ES- 1,WG79609,2/4000uL WG79609-104,, MS 417.083 > 171.95 1.517e+005

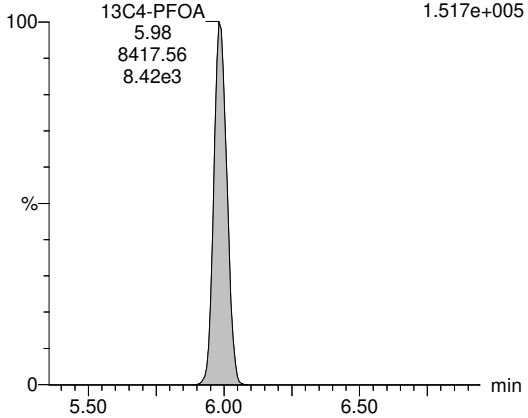

13C5-PFNA

FC2L_008S30 Smooth(SG,3x1) F4:MRM of 7 channels,ES- 468.019 > 423.008 2.341e+005

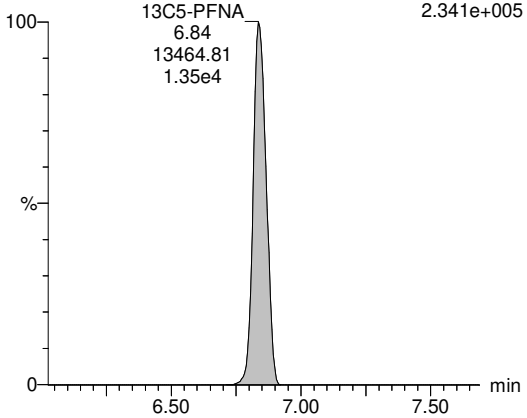

13C2-PFDA

FC2L_008S30 Smooth(SG,3x1) F5:MRM of 15 channels,ES- 1,WG79609,2/4000uL WG79609-104,, MS 515.134 > 470.05 3.130e+005

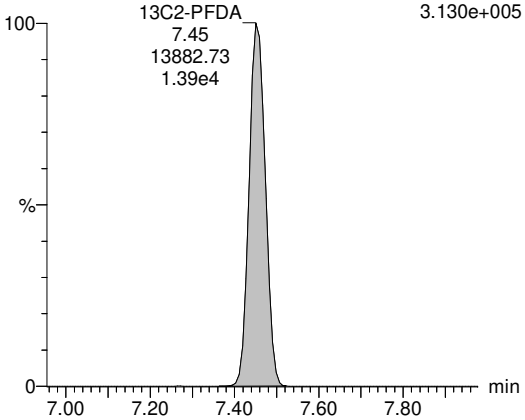

18O2-PFHxS

FC2L_008S30 Smooth(SG,3x1) F3:MRM of 12 channels,ES- 1,WG79609,2/4000uL WG79609-104,, MS 402.984 > 83.895 2.726e+005

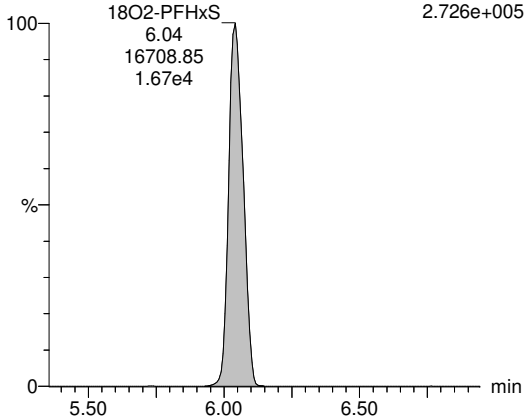

13C4-PFOS

FC2L_008S30 Smooth(SG,3x1) F5:MRM of 15 channels,ES- 1,WG79609,2/4000uL WG79609-104,, MS 502.791 > 79.856 3.716e+005

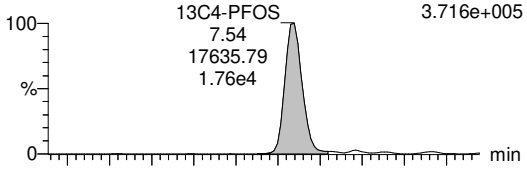

FC2L_008S30 Smooth(SG,3x1) F5:MRM of 15 channels,ES- 1,WG79609,2/4000uL WG79609-104,, MS 502.791 > 98.864 1.770e+005

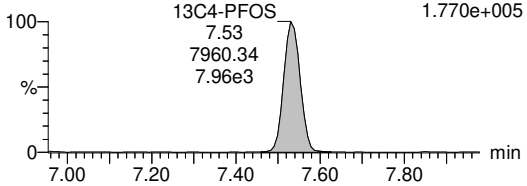

PV by TCH, SV by BRA 13-Jan-22, Conc. & LOD unit = ng for Inst QC, ng/mL for SPM, ng/L for samples

Quantify Sample Report **MassLynx MassLynx V4.1 SCN909**
SGS Axys Analytical Services, Ltd.

Dataset: G:\Masslynx\Inst_L\PFAS\quanfile\FC2L_008-b.qld

Last Altered: Tuesday, January 11, 2022 20:21:00 Pacific Standard Time
Printed: Thursday, January 13, 2022 14:51:29 Pacific Standard Time

ID: WG79609-104,, MS, Name: FC2L_008S30, Description: 1,WG79609,2/4000uL, Date: 11-Jan-2022, Time: 03:33:52

13C2-D4-6:2 FTS

FC2L_008S30 Smooth(SG,3x1) F12:MRM of 6 channels,ES-
1,WG79609,2/4000uL WG79609-104,, MS 432.904 > 81.901
3.916e+005



FC2L_008S30 Smooth(SG,3x1) F12:MRM of 6 channels,ES-
432.904 > 411.943
1.544e+005



PV by TCH, SV by BRA 13-Jan-22, Conc. & LOD unit = ng for Inst QC, ng/mL for SPM, ng/L for samples

Quantify Sample Report **MassLynx MassLynx V4.1 SCN909**
SGS Axys Analytical Services, Ltd.

Dataset: G:\Masslynx\Inst_L\PFAS\quanfile\FC2L_008-b.qld

Last Altered: Tuesday, January 11, 2022 20:21:00 Pacific Standard Time
Printed: Thursday, January 13, 2022 14:51:29 Pacific Standard Time

ID: WG79609-104,, MS, Name: FC2L_008S30, Description: 1,WG79609,2/4000uL, Date: 11-Jan-2022, Time: 03:33:52

#	IS#	Name	RT	Area	Confirm. Ion Area	IS Area	Std. Conc	Conc.	LOD	%Rec	Ratio (Pr...	Ratio	Ratio Fail(Y...	S/N	Noi...	IS Height	Samp. size	F2	Fla...
1	84	PFBA	1.56	70870		123349	20.000	45.278	0.1831	114.5				748	1362	1758471	0.506	1.0	MM
2	85	PFPeA	4.27	43100		42126	10.000	33.468	0.5356	169.3				209	5257	963302	0.506	1.0	bb
3	86	PFHxA	4.93	21649	3660	18896	5.000	21.329	0.2575	215.8	4.85	5.91	NO	239	2726	591352	0.506	1.0	dd
4	87	PFHpA	5.36	21939	10305	25032	5.000	15.795	0.0653	159.8	2.16	2.13	NO	726	783	648448	0.506	1.0	bb
5	88	PFOA-I	5.98	25568	12460	26662	0.000	12.951	0.2020		1.96	2.05	NO	192	2377	476687	0.506	1.0	bb
6	88	PFOA-II				26662	0.000		0.2020		0.00				2377	476687	0.506	1.0	
7	88	PFOA-III				26662	0.000		0.2020		0.00				2377	476687	0.506	1.0	
8	88	PFOA-IV				26662	0.000		0.2020		0.00				2377	476687	0.506	1.0	
9		PFOA-SUM		25568		26662	0.000	12.951	0.2020						2377	476687	0.506	1.0	
10	88	PFOA	5.98	25568	12460	26662	5.000	12.951	0.2020	131.0	1.96	2.05	NO	192	2377	476687	0.506	1.0	bb
11	89	PFNA-I	6.84	14581	5040	13298	0.000	10.579	0.0948		2.85	2.89	NO	342	753	229785	0.506	1.0	bd
12	89	PFNA-II				13298	0.000		0.0948		0.00				753	229785	0.506	1.0	
13	89	PFNA-III				13298	0.000		0.0948		0.00				753	229785	0.506	1.0	
14		PFNA-SUM		14581		13298	0.000	10.579	0.0948						753	229785	0.506	1.0	
15	89	PFNA	6.84	14581	5040	13298	5.000	10.579	0.0948	107.0	2.85	2.89	NO	342	753	229785	0.506	1.0	bd
16	90	PFDA	7.45	11727	3890	12504	5.000	11.066	0.1233	112.0	3.07	3.01	NO	270	979	281040	0.506	1.0	MM
17	91	PFUnA	7.81	12037	2493	13814	5.000	11.288	0.0535	114.2	4.31	4.83	NO	632	509	370359	0.506	1.0	MM
18	92	PFDoA	8.06	12595	1672	10788	5.000	10.743	0.0788	108.7	7.42	7.53	NO	414	793	277522	0.506	1.0	MM
19	M...	PFTrDA	8.32	8466	2918	9584	5.000	10.366	0.0908	104.9	3.08	2.90	NO	375	556	222593	0.506	1.0	MM
20	93	PFTeDA	8.65	6267	2465	8380	5.000	9.900	0.1853	100.2	2.82	2.54	NO	158	782	167664	0.506	1.0	MM
21	94	PFBS	4.86	14238	3863	17723	5.000	13.774	0.1006	139.4	2.59	3.69	NO	437	908	464377	0.506	1.0	MM
22	95	PFPeS	5.37	9538	3998	16895	5.015	11.309	0.0344	114.1	2.24	2.39	NO	1435	160	278643	0.506	1.0	db
23	95	PFHxS-I	6.04	10526	4601	16895	0.000	10.478	0.0312		2.37	2.29	NO	986	172	278643	0.506	1.0	dd
24	95	PFHxS-II	5.85	1167	356	16895	0.000	1.162	0.0312		3.26	3.28	NO	119	172	278643	0.506	1.0	dd
25	95	PFHxS-III	5.77	447	197	16895	0.000	0.445	0.0312		2.72	2.27	NO	56	172	278643	0.506	1.0	bd
26		PFHxS-SUM		12141		16895	0.000	12.086	0.0935						172	278643	0.506	1.0	
27	95	PFHxS	6.04	10526	4664	16895	5.000	10.478	0.0312	106.0	2.40	2.26	NO	986	172	278643	0.506	1.0	dd
28	96	PFHpS	6.93	7970	3412	15266	5.011	9.507	0.0537	96.0	2.12	2.34	NO	431	328	333925	0.506	1.0	bb
29	96	PFOS-I	7.54	11643	4905	15266	0.000	12.135	0.0639		2.42	2.37	NO	588	447	333925	0.506	1.0	MM
30	96	PFOS-II	7.40	1431	411	15266	0.000	1.492	0.0639		2.75	3.48	NO	64	447	333925	0.506	1.0	dd
31	96	PFOS-III	7.34	1283	155	15266	0.000	1.337	0.0639		8.19	8.28	NO	50	447	333925	0.506	1.0	MM
32	96	PFOS-IV	7.14	404		15266	0.000	0.421	0.0639		2.14			14	447	333925	0.506	1.0	bd
33		PFOS-SUM		14761		15266	0.000	15.384	0.2555						447	333925	0.506	1.0	
34	96	PFOS	7.54	11678	4908	15266	5.000	12.172	0.0639	123.2	2.54	2.38	NO	588	447	333925	0.506	1.0	dd
35	96	PFNS	7.89	8476	3745	15266	5.010	9.302	0.0128	94.0	2.36	2.26	NO	2660	85	333925	0.506	1.0	MM

PV by TCH, SV by BRA 13-Jan-22, Conc. & LOD unit = ng for Inst QC, ng/mL for SPM, ng/L for samples

Quantify Sample Report **MassLynx MassLynx V4.1 SCN909**
SGS Axys Analytical Services, Ltd.

Dataset: G:\Masslynx\Inst_L\PFAS\quanfile\FC2L_008-b.qld

Last Altered: Tuesday, January 11, 2022 20:21:00 Pacific Standard Time
Printed: Thursday, January 13, 2022 14:51:29 Pacific Standard Time

ID: WG79609-104,, MS, Name: FC2L_008S30, Description: 1,WG79609,2/4000uL, Date: 11-Jan-2022, Time: 03:33:52

#	IS#	Name	RT	Area	Confirm. Ion Area	IS Area	Std. Conc	Conc.	LOD	%Rec	Ratio (Pr...	Ratio	Ratio Fail(Y...	S/N	Noi...	IS Height	Samp. size	F2	Fla...
36	96	PFDS	8.14	7974	3468	15266	5.000	9.164	0.0066	92.7	2.36	2.30	NO	5050	42	333925	0.506	1.0	MM
37	96	PFDoS	8.79	5598	2516	15266	5.008	7.810	0.0036	78.9	2.24	2.22	NO	5646	19	333925	0.506	1.0	MM
38	97	4:2 FTS	4.82	12678	28074	23141	20.000	45.926	0.0156	116.2	0.43	0.45	NO	9019	43	692316	0.506	1.0	bb
39	98	6:2 FTS	5.74	7486	16897	16231	18.000	35.274	0.0122	99.1	0.44	0.44	NO	8918	17	327775	0.506	1.0	bb
40	99	8:2 FTS	7.26	6852	12945	22630	20.000	44.735	0.0086	113.2	0.57	0.53	NO	155...	9	476993	0.506	1.0	bb
41	100	PFOSA-I	8.72	12972		28506	0.000	9.049	0.0077					3481	71	549029	0.506	1.0	db
42	100	PFOSA-II	8.58	1434		28506	0.000	1.001	0.0077					258	71	549029	0.506	1.0	MM
43		PFOSA-SUM		14406		28506	0.000	10.050	0.0155						71	549029	0.506	1.0	
44	100	PFOSA	8.72	12972		28506	5.000	9.049	0.0077	91.6				3481	71	549029	0.506	1.0	db
45	101	N-MeFOSA-I	10.12	1839	3286	3105	0.000	10.453	0.0443		0.55	0.56	NO	725	77	91460	0.506	1.0	db
46	101	N-MeFOSA-II	9.95	168	472	3105	0.000	0.956	0.0443		1.14	0.36	YES	40	77	91460	0.506	1.0	MM
47		N-MeFOSA-SUM		2008		3105	0.000	11.408	0.0887						77	91460	0.506	1.0	
48	101	N-MeFOSA	10.12	1839	3286	3105	5.750	10.453	0.0443	92.0	0.53	0.56	NO	725	77	91460	0.506	1.0	db
49	102	N-EtFOSA-I	10.41	3230	5910	2821	0.000	18.823	0.0750		0.55	0.55	NO	724	135	88635	0.506	1.0	db
50	102	N-EtFOSA-II	10.26	944	2029	2821	0.000	5.503	0.0750		1.28	0.47	YES	139	135	88635	0.506	1.0	MM
51		N-EtFOSA-SUM		4174		2821	0.000	24.326	0.1501						135	88635	0.506	1.0	
52	102	N-EtFOSA	10.41	3230	5910	2821	12.500	18.823	0.0750	76.2	0.53	0.55	NO	724	135	88635	0.506	1.0	db
53	103	MeFOSAA-I	7.53	2004	929	10302	0.000	9.038	0.1105		2.01	2.16	NO	235	191	240953	0.506	1.0	db
54	103	MeFOSAA-II	7.41	222	107	10302	0.000	1.003	0.1105		1.84	2.08	NO	23	191	240953	0.506	1.0	dd
55	103	MeFOSAA-III	7.33	32	128	10302	0.000	0.144	0.1105		0.29	0.25	NO	3	191	240953	0.506	1.0	MM
56		MeFOSAA-SUM		2258		10302	0.000	10.185	0.3314						191	240953	0.506	1.0	
57	103	MeFOSAA	7.53	2004	929	10302	5.000	9.038	0.1105	91.5	1.87	2.16	NO	235	191	240953	0.506	1.0	db
58	104	EtFOSAA-I	7.68	1495	1219	8928	0.000	8.723	0.0756		1.24	1.23	NO	342	111	228543	0.506	1.0	db
59	104	EtFOSAA-II	7.59	142	143	8928	0.000	0.826	0.0756		0.34	0.99	YES	31	111	228543	0.506	1.0	MM
60	104	EtFOSAA-III	7.55	51	96	8928	0.000	0.296	0.0756		0.63	0.53	NO	9	111	228543	0.506	1.0	MM
61		EtFOSAA-SUM		1687		8928	0.000	9.846	0.2269						111	228543	0.506	1.0	
62	104	EtFOSAA	7.68	1495	1219	8928	5.000	8.723	0.0756	88.3	1.09	1.23	NO	342	111	228543	0.506	1.0	db
63	105	N-MeFOSE-I	10.01	124250		249882	0.000	89.152	0.0253					105...	336	7143997	0.506	1.0	bb
64	105	N-MeFOSE-II	9.87	10139		249882	0.000	7.275	0.0253					735	336	7143997	0.506	1.0	db
65	105	N-MeFOSE-III	9.81	6547		249882	0.000	4.698	0.0253					382	336	7143997	0.506	1.0	dd
66		N-MeFOSE-SUM		140937		249882	0.000	101.125	0.0758						336	7143997	0.506	1.0	
67	105	N-MeFOSE	10.01	124250		249882	50.000	89.152	0.0253	90.2				105...	336	7143997	0.506	1.0	bb
68	106	N-EtFOSE-I	10.30	74141		206627	0.000	59.604	0.0268					6731	330	6126542	0.506	1.0	db
69	106	N-EtFOSE-II	10.19	13642		206627	0.000	10.967	0.0268					1004	330	6126542	0.506	1.0	dd
70	106	N-EtFOSE-III	10.13	18830		206627	0.000	15.138	0.0268					1091	330	6126542	0.506	1.0	dd

PV by TCH, SV by BRA 13-Jan-22, Conc. & LOD unit = ng for Inst QC, ng/mL for SPM, ng/L for samples

Quantify Sample Report **MassLynx MassLynx V4.1 SCN909**
SGS Axys Analytical Services, Ltd.

Dataset: G:\Masslynx\Inst_L\PFAS\quanfile\FC2L_008-b.qld

Last Altered: Tuesday, January 11, 2022 20:21:00 Pacific Standard Time
Printed: Thursday, January 13, 2022 14:51:29 Pacific Standard Time

ID: WG79609-104,, MS, Name: FC2L_008S30, Description: 1,WG79609,2/4000uL, Date: 11-Jan-2022, Time: 03:33:52

#	IS#	Name	RT	Area	Confirm. Ion Area	IS Area	Std. Conc	Conc.	LOD	%Rec	Ratio (Pr...	Ratio	Ratio Fail(Y...	S/N	Noi...	IS Height	Samp. size	F2	Fla...
71		N-EtFOSE-SUM		106614		206627	0.000	85.709	0.0805						330	6126542	0.506	1.0	
72	106	N-EtFOSE	10.30	74141		206627	37.500	59.604	0.0268	80.4				6731	330	6126542	0.506	1.0	db
73	107	HFPO-DA	5.08	18235	6725	34586	19.000	38.133	0.0208	101.5	2.87	2.71	NO	5262	103	1079587	0.506	1.0	bb
74	107	ADONA	5.56	135533	130383	34586	20.000	44.153	0.0051	111.7	1.08	1.04	NO	184...	164	1079587	0.506	1.0	bb
75	107	9Cl-PF3ONS	7.79	36019	11638	34586	20.038	41.391	0.0042	104.5	3.20	3.09	NO	246...	38	1079587	0.506	1.0	bb
76	107	11Cl-PF3OUdS	8.33	17514	5575	34586	20.032	37.261	0.0067	94.1	3.13	3.14	NO	124...	33	1079587	0.506	1.0	bb
77	85	3:3 FTCA	3.55	2803	1476	42126	20.000	31.745	0.7647	80.3	1.75	1.90	NO	58	515	963302	0.506	1.0	MM
78	86	5:3 FTCA	5.18	43149	33428	18896	125.000	262.281	0.1641	106.2	1.20	1.29	NO	3664	282	591352	0.506	1.0	bb
79	86	7:3 FTCA	6.60	21465	31282	18896	125.000	223.604	0.1567	90.5	0.71	0.69	NO	1745	157	591352	0.506	1.0	MM
80	86	PFEESA	5.09	31791	3341	18896	5.000	10.530	0.0102	106.6	9.28	9.52	NO	2829	321	591352	0.506	1.0	bb
81	85	PFMPA	2.54	39150		42126	10.000	20.105	0.0874	101.7				282	1297	963302	0.506	1.0	MM
82	85	PFMBA	4.54	19494		42126	5.000	7.521	0.0083	76.1				2561	164	963302	0.506	1.0	bb
83	86	NFDHA	4.87	539	334	18896	10.000	13.005	0.0288	65.8	0.94	1.61	YES	1432	12	591352	0.506	1.0	MM
84	108	13C4-PFBA	1.56	123349		59426	40.000	71.848	0.0107	90.9				201...	87	846099	0.506	1.0	MM
85	109	13C5-PFPeA	4.26	42126		33189	20.000	30.519	1.5422	77.2				46	20...	979764	0.506	1.0	db
86	109	13C5-PFHxA	4.93	18896	685	33189	10.000	16.091	0.0148	81.4	23.32	27.58	NO	3459	171	979764	0.506	1.0	bb
87	110	13C4-PFHpA	5.37	25032		8418	10.000	17.724	0.0043	89.7				177...	36	151679	0.506	1.0	bb
88	110	13C8-PFOA	5.98	26662		8418	10.000	16.796	0.0065	85.0				7700	62	151679	0.506	1.0	bb
89	111	13C9-PFNA	6.84	13298		13465	5.000	8.508	0.0048	86.1				5304	43	234051	0.506	1.0	bb
90	112	13C6-PFDA	7.45	12504		13883	5.000	8.845	0.0042	89.5				6246	45	312950	0.506	1.0	bb
91	112	13C7-PFUnA	7.81	13814		13883	5.000	9.005	0.0022	91.1				148...	25	312950	0.506	1.0	bb
92	112	13C2-PFDoA	8.07	10788		13883	5.000	8.169	0.0015	82.7				184...	15	312950	0.506	1.0	bd
93	112	13C2-PFTeDA	8.65	8380		13883	5.000	7.235	0.0029	73.2				6598	25	312950	0.506	1.0	bb
94	113	13C3-PFBS	4.87	17723	7407	16709	10.030	16.860	0.1321	85.0	2.73	2.39	NO	615	755	272556	0.506	1.0	MM
95	113	13C3-PFHxS	6.04	16895	7046	16709	10.015	17.618	0.0114	89.0	2.38	2.40	NO	4672	60	272556	0.506	1.0	bb
96	114	13C8-PFOS	7.54	15266	6957	17636	10.062	18.840	0.0312	94.7	2.33	2.19	NO	1882	177	371467	0.506	1.0	bb
97	115	13C2-4:2 FTS	4.82	23141	13637	19187	20.168	43.548	0.0974	109.2	1.62	1.70	NO	1967	352	391552	0.506	1.0	db
98	115	13C2-6:2 FTS	5.74	16231	7665	19187	19.998	36.811	0.0529	93.1	1.88	2.12	NO	2065	159	391552	0.506	1.0	dd
99	115	13C2-8:2 FTS	7.26	22630	7281	19187	20.040	32.439	0.0175	81.9	3.76	3.11	NO	5749	83	391552	0.506	1.0	bb
1...	114	13C8-PFOSA	8.72	28506		17636	10.000	17.582	0.0021	89.0				231...	24	371467	0.506	1.0	bb
1...	114	D3-N-MeFOSA	10.12	3105		17636	10.000	12.501	0.0715	63.2				733	125	371467	0.506	1.0	dd
1...	114	D5-N-EtFOSA	10.40	2821		17636	10.000	11.337	0.0147	57.4				3457	26	371467	0.506	1.0	bb
1...	115	D3-MeFOSAA	7.53	10302		19187	20.000	22.222	0.0315	56.2				2430	99	391552	0.506	1.0	dd
1...	115	D5-EtFOSAA	7.68	8928		19187	20.000	23.463	0.0170	59.4				5208	44	391552	0.506	1.0	bb
1...	114	D7-N-MeFOSE	9.99	249882		17636	100.000	151.295	0.0460	76.5				133...	534	371467	0.506	1.0	bb

PV by TCH, SV by BRA 13-Jan-22, Conc. & LOD unit = ng for Inst QC, ng/mL for SPM, ng/L for samples

Quantify Sample Report **MassLynx MassLynx V4.1 SCN909**
SGS Axys Analytical Services, Ltd.

Dataset: G:\Masslynx\Inst_L\PFAS\quanfile\FC2L_008-b.qld

Last Altered: Tuesday, January 11, 2022 20:21:00 Pacific Standard Time
Printed: Thursday, January 13, 2022 14:51:29 Pacific Standard Time

ID: WG79609-104,, MS, Name: FC2L_008S30, Description: 1,WG79609,2/4000uL, Date: 11-Jan-2022, Time: 03:33:52

#	IS#	Name	RT	Area	Confirm. Ion Area	IS Area	Std. Conc	Conc.	LOD	%Rec	Ratio (Pr...	Ratio	Ratio Fail(Y...	S/N	Noi...	IS Height	Samp. size	F2	Fla...
1...	114	D9-N-EtFOSE	10.28	206627		17636	100.000	96.718	0.0378	48.9				108...	566	371467	0.506	1.0	bb
1...	109	13C3-HFPO-DA	5.08	34586	10723	33189	40.000	63.127	0.0039	79.8	2.64	3.23	NO	515...	21	979764	0.506	1.0	bb
1...		13C3-PFBA	1.56	59426			20.000	23.859	0.0176	60.4				4067	208		0.506	1.0	bb
1...		13C2-PFHxA	4.93	33189	1109		10.000	12.004	0.0007	60.7	35.50	29.94	NO	532...	18		0.506	1.0	bb
110		13C4-PFOA	5.98	8418			10.000	12.672	0.0068	64.1				5608	27		0.506	1.0	bb
111		13C5-PFNA	6.84	13465			5.000	5.753	0.0047	58.2				3665	64		0.506	1.0	bb
112		13C2-PFDA	7.45	13883			5.000	5.316	0.0027	53.8				5976	52		0.506	1.0	bb
113		18O2-PFHxS	6.04	16709			10.050	11.614	0.0065	58.5				5362	51		0.506	1.0	bb
114		13C4-PFOS	7.54	17636	7960		10.150	11.290	0.0126	56.3	2.17	2.22	NO	2696	138		0.506	1.0	bd
115		13C2-D4-6:2 F...	5.73	19187	7408		20.000	59.140	0.0097	149.6	2.50	2.59	NO	182...	21		0.506	1.0	bb

PV by TCH, SV by BRA 13-Jan-22, Conc. & LOD unit = ng for Inst QC, ng/mL for SPM, ng/L for samples

Quantify Sample Report **MassLynx MassLynx V4.1 SCN909**
SGS Axys Analytical Services, Ltd.

Dataset: G:\Masslynx\Inst_L\PFAS\quanfile\FC2L_009-b.qld

Last Altered: Wednesday, January 12, 2022 10:02:34 Pacific Standard Time
Printed: Friday, January 14, 2022 10:19:31 Pacific Standard Time

Method: G:\Masslynx\Master Methods\MassLynx SCN 909\UPLC\FC_110_UPLC_15DoD.mdb 10 Jun 2021 10:20:13
Calibration: G:\Masslynx\Inst_L\PFAS\curve\FC1L_080-A6.cdb 09 Jun 2021 14:38:41

ID: WG79609-104,i, MS, Name: FC2L_009S29, Description: 1,WG79609,2/4000uL, Date: 11-Jan-2022, Time: 18:29:31

PFBA

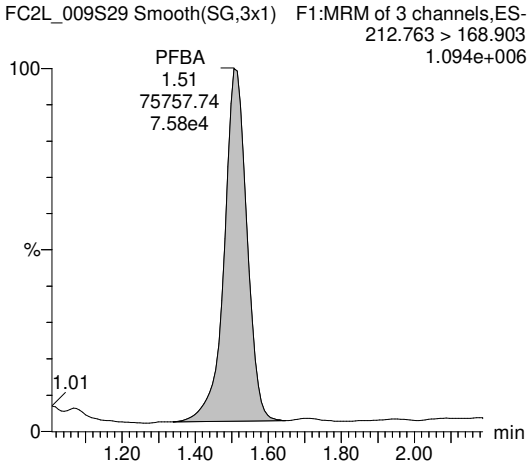

PFPeA

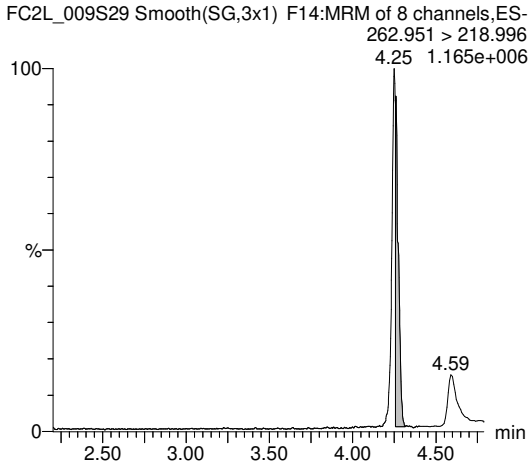

PFHxA

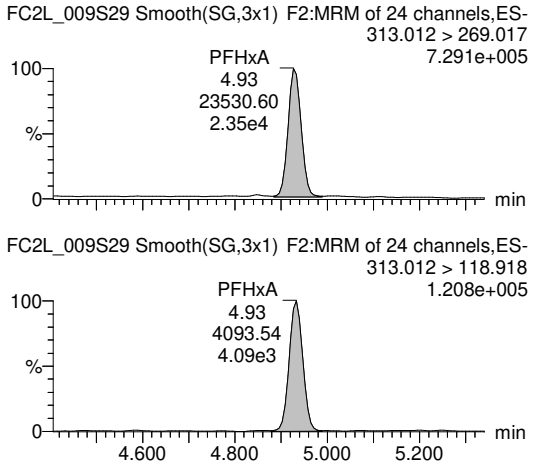

PFHpA

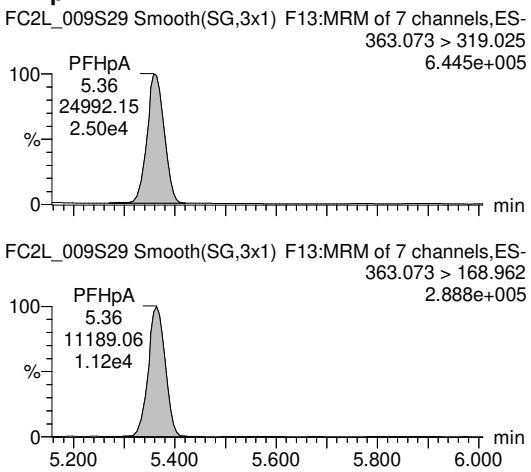

PFOA-I

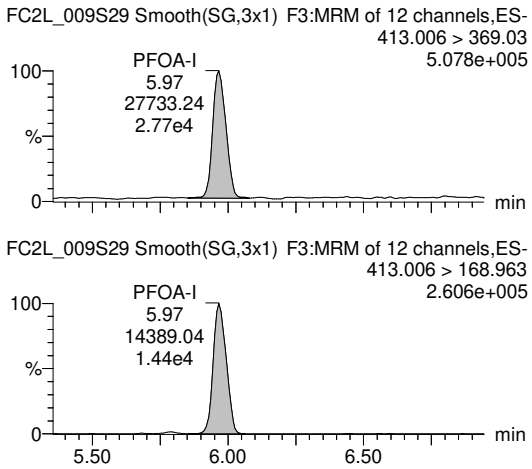

PFOA-II

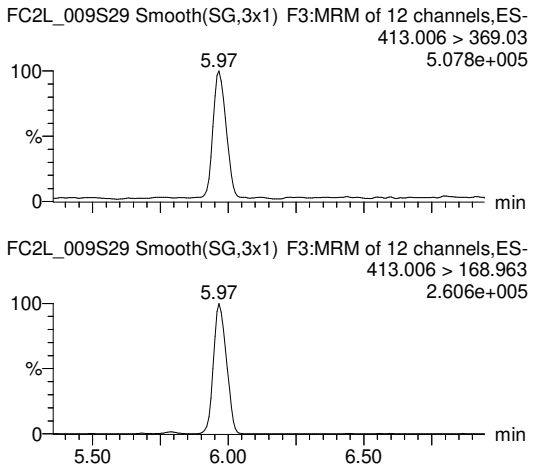

PV by TCH, SV by BRA 14-Jan-22, Conc. & LOD unit = ng for Inst QC, ng/mL for SPM, ng/L for samples

Quantify Sample Report **MassLynx MassLynx V4.1 SCN909**
SGS Axys Analytical Services, Ltd.

Dataset: G:\Masslynx\Inst_L\PFAS\quanfile\FC2L_009-b.qld

Last Altered: Wednesday, January 12, 2022 10:02:34 Pacific Standard Time
Printed: Friday, January 14, 2022 10:19:31 Pacific Standard Time

ID: WG79609-104,i, MS, Name: FC2L_009S29, Description: 1,WG79609,2/4000uL, Date: 11-Jan-2022, Time: 18:29:31

PFOA-III

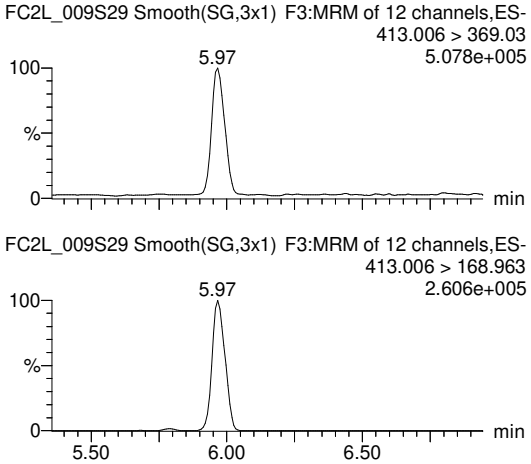

PFOA-IV

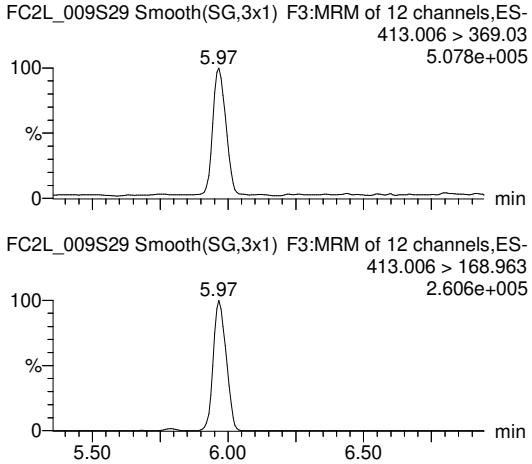

PFOA-SUM

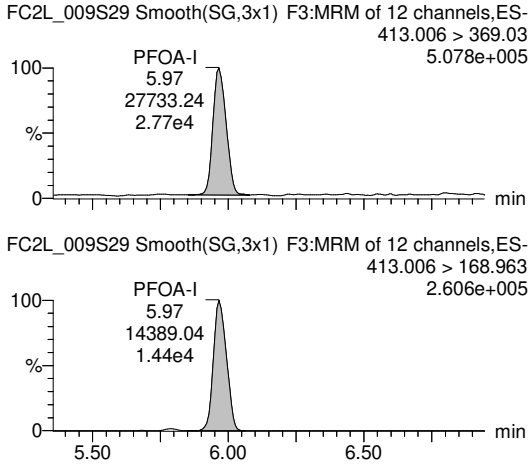

PFOA

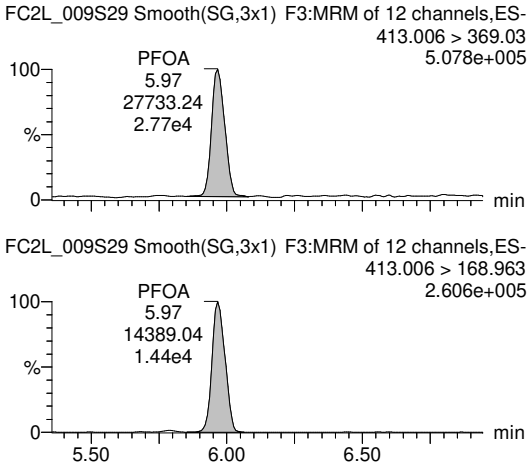

PFNA-I

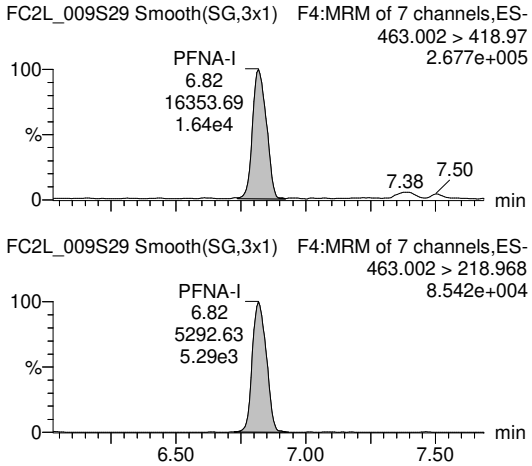

PFNA-II

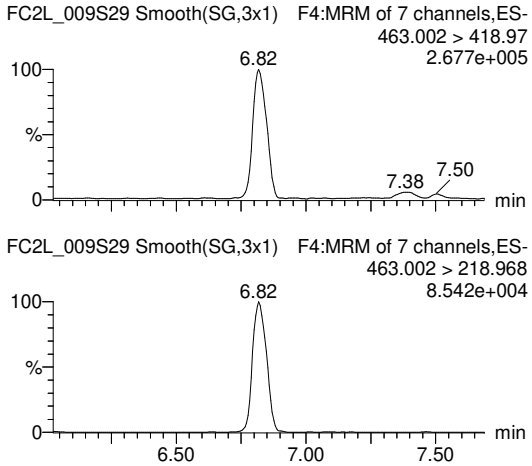

PV by TCH, SV by BRA 14-Jan-22, Conc. & LOD unit = ng for Inst QC, ng/mL for SPM, ng/L for samples

Quantify Sample Report **MassLynx MassLynx V4.1 SCN909**
SGS Axys Analytical Services, Ltd.

Dataset: G:\Masslynx\Inst_L\PFAS\quanfile\FC2L_009-b.qld

Last Altered: Wednesday, January 12, 2022 10:02:34 Pacific Standard Time
Printed: Friday, January 14, 2022 10:19:31 Pacific Standard Time

ID: WG79609-104,i, MS, Name: FC2L_009S29, Description: 1,WG79609,2/4000uL, Date: 11-Jan-2022, Time: 18:29:31

PFNA-III

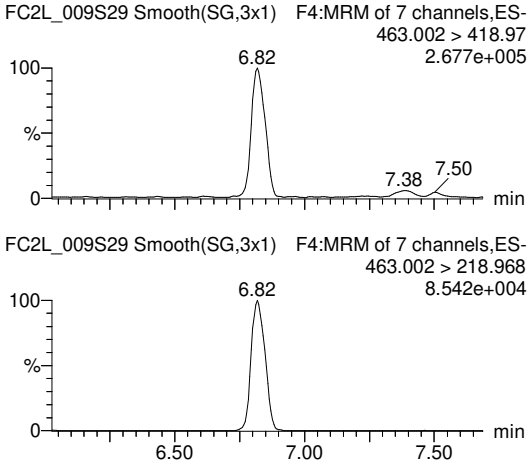

PFNA-SUM

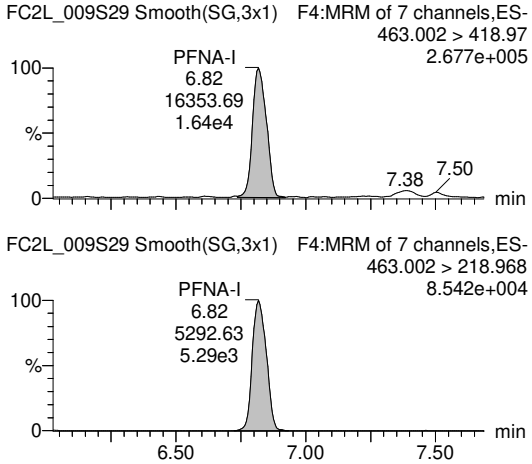

PFNA

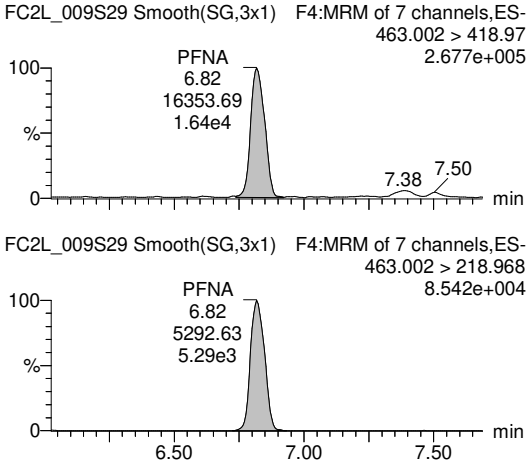

PFDA

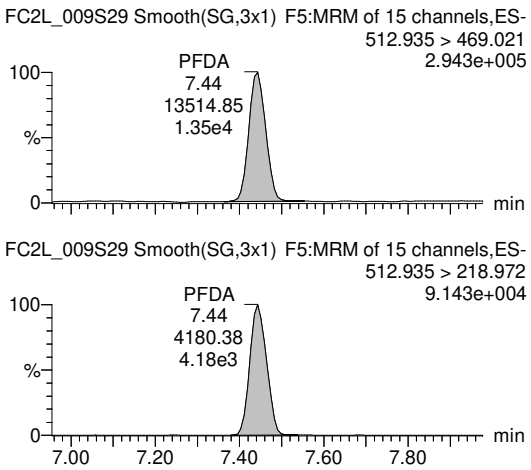

PFUnA

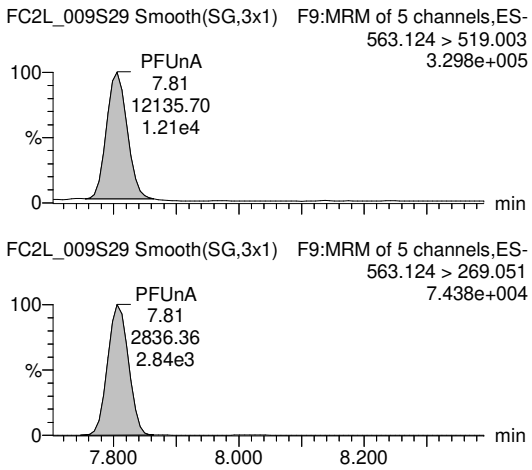

PFDoA

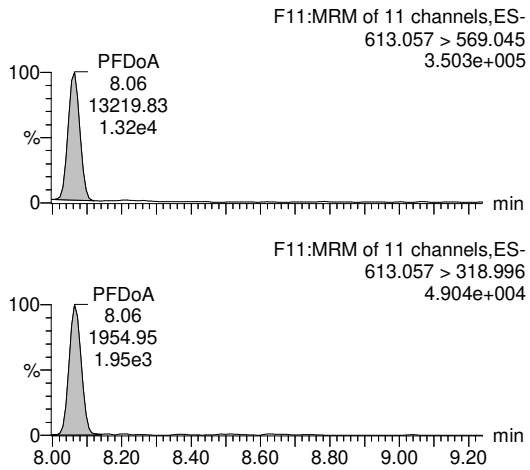

PV by TCH, SV by BRA 14-Jan-22, Conc. & LOD unit = ng for Inst QC, ng/mL for SPM, ng/L for samples

Quantify Sample Report **MassLynx MassLynx V4.1 SCN909**
SGS Axys Analytical Services, Ltd.

Dataset: G:\Masslynx\Inst_L\PFAS\quanfile\FC2L_009-b.qld

Last Altered: Wednesday, January 12, 2022 10:02:34 Pacific Standard Time
Printed: Friday, January 14, 2022 10:19:31 Pacific Standard Time

ID: WG79609-104,i, MS, Name: FC2L_009S29, Description: 1,WG79609,2/4000uL, Date: 11-Jan-2022, Time: 18:29:31

PFTrDA

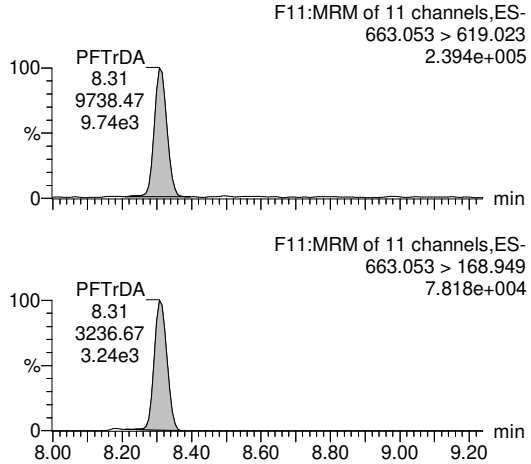

PFTeDA

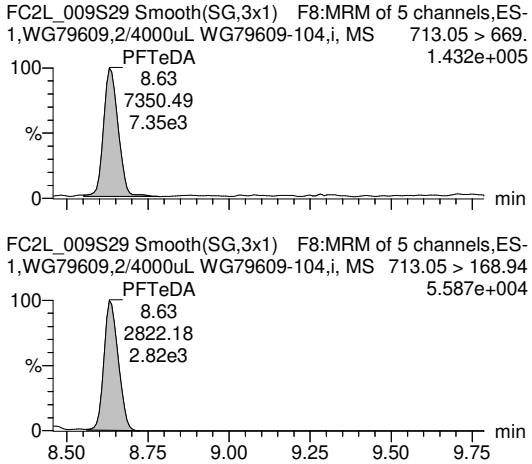

PFBS

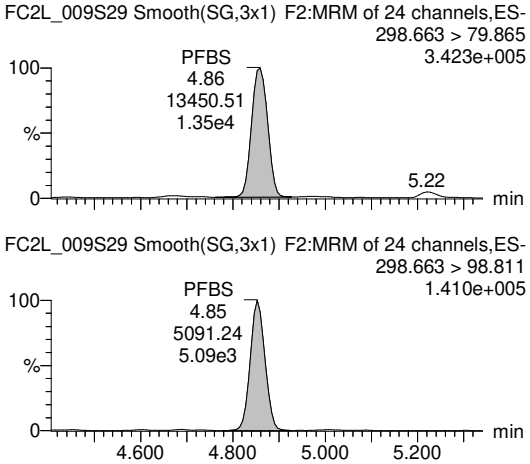

PFPeS

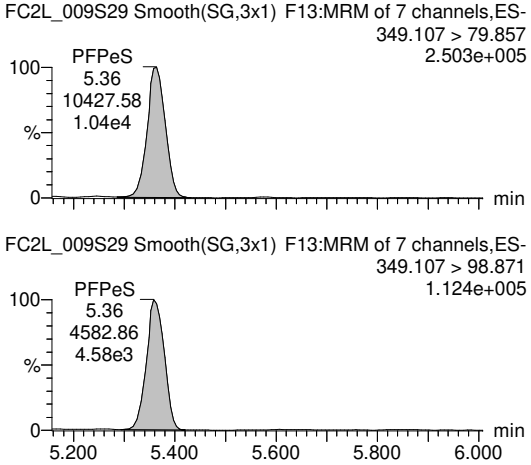

PFHxS-I

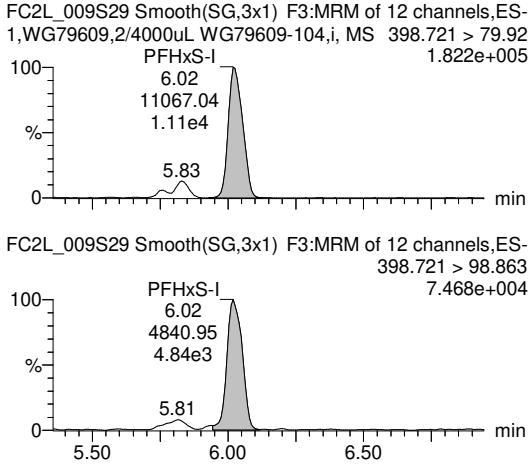

PFHxS-II

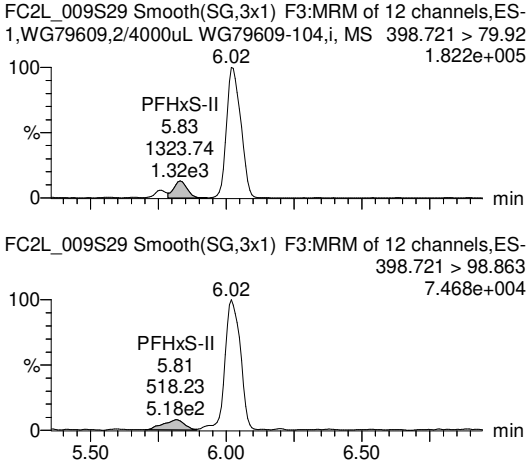

PV by TCH, SV by BRA 14-Jan-22, Conc. & LOD unit = ng for Inst QC, ng/mL for SPM, ng/L for samples

Quantify Sample Report **MassLynx MassLynx V4.1 SCN909**
SGS Axys Analytical Services, Ltd.

Dataset: G:\Masslynx\Inst_L\PFAS\quanfile\FC2L_009-b.qld

Last Altered: Wednesday, January 12, 2022 10:02:34 Pacific Standard Time
Printed: Friday, January 14, 2022 10:19:31 Pacific Standard Time

ID: WG79609-104,i, MS, Name: FC2L_009S29, Description: 1,WG79609,2/4000uL, Date: 11-Jan-2022, Time: 18:29:31

PFHxS-III

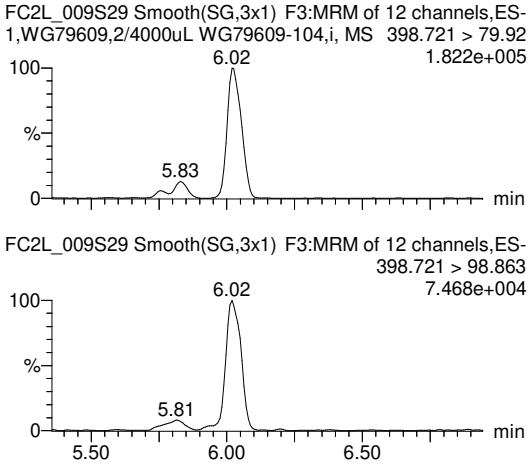

PFHxS-SUM

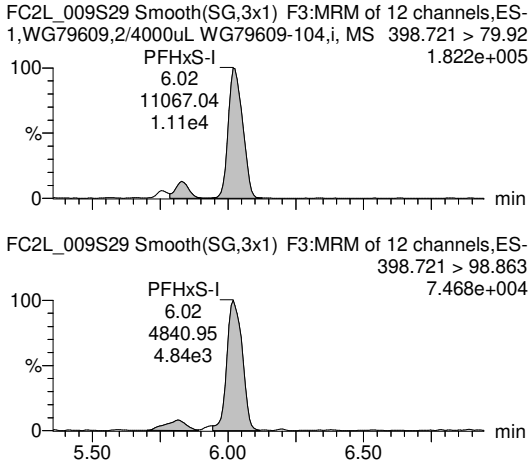

PFHxS

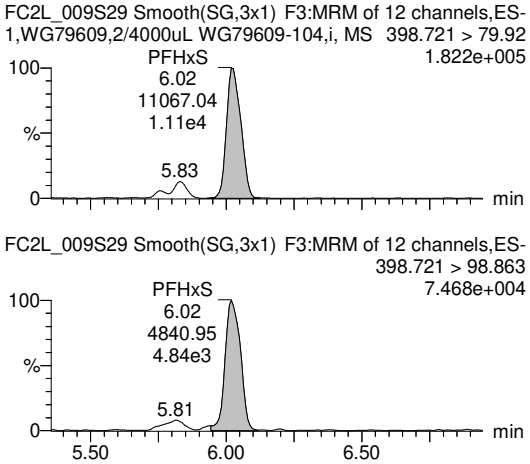

PFHpS

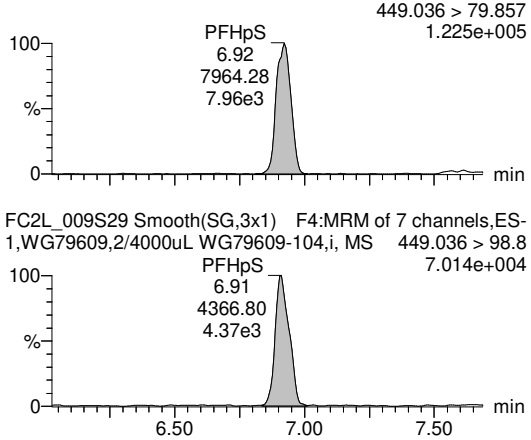

PFOS-I

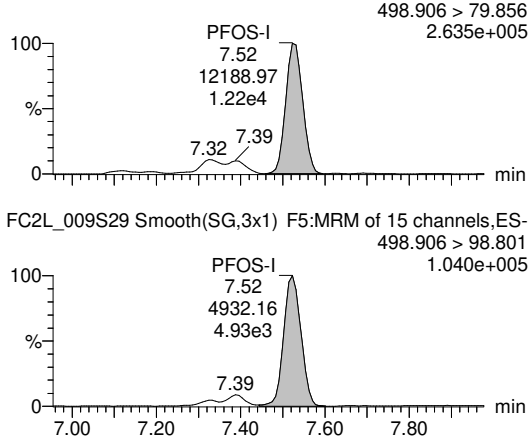

PFOS-II

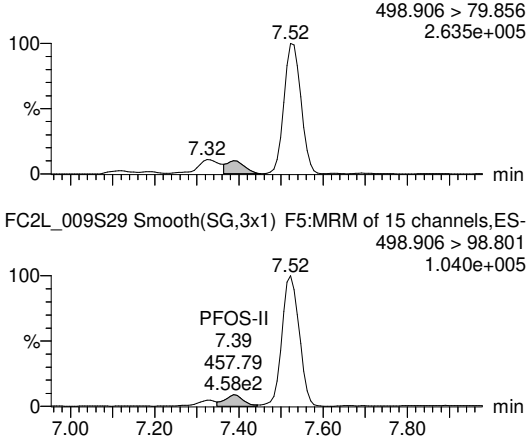

PV by TCH, SV by BRA 14-Jan-22, Conc. & LOD unit = ng for Inst QC, ng/mL for SPM, ng/L for samples

Quantify Sample Report **MassLynx MassLynx V4.1 SCN909**
SGS Axys Analytical Services, Ltd.

Dataset: G:\Masslynx\Inst_L\PFAS\quanfile\FC2L_009-b.qld

Last Altered: Wednesday, January 12, 2022 10:02:34 Pacific Standard Time
Printed: Friday, January 14, 2022 10:19:31 Pacific Standard Time

ID: WG79609-104,i, MS, Name: FC2L_009S29, Description: 1,WG79609,2/4000uL, Date: 11-Jan-2022, Time: 18:29:31

PFOS-III

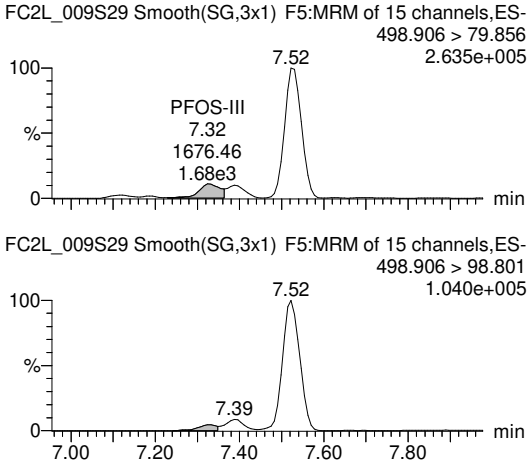

PFOS-IV

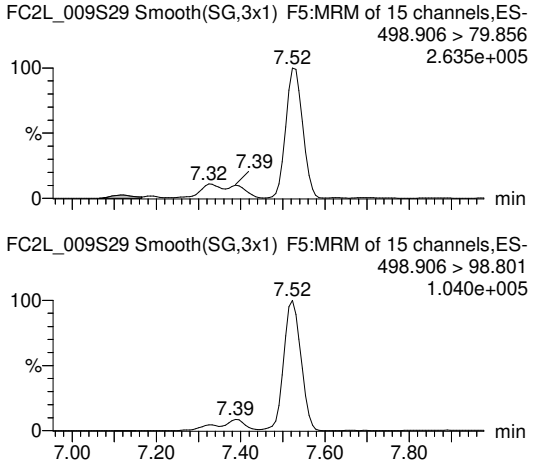

PFOS-SUM

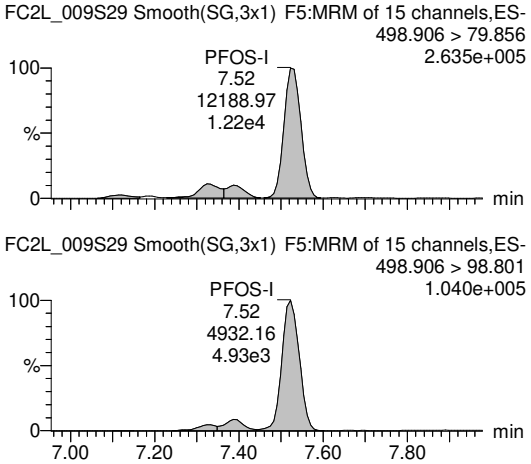

PFOS

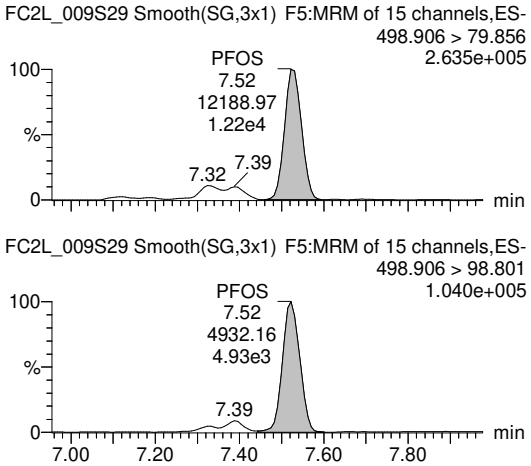

PFNS

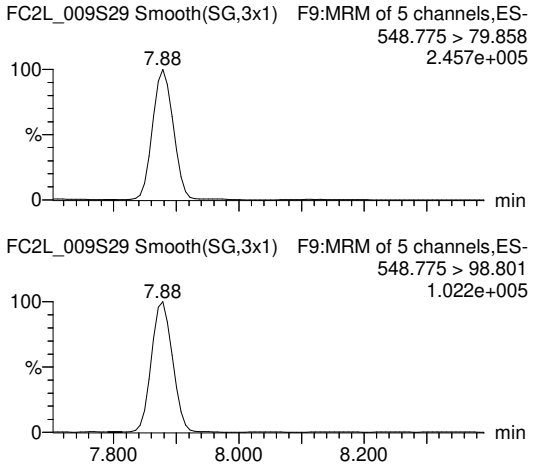

PFDS

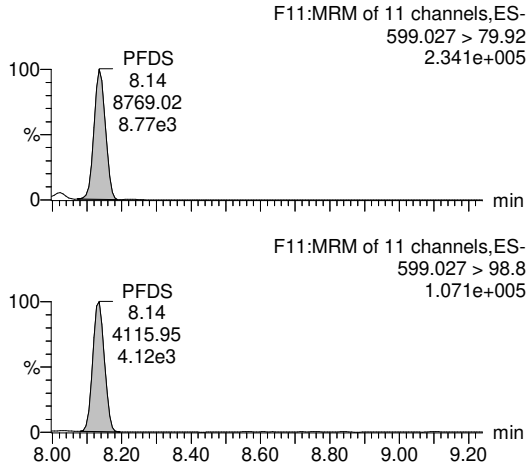

PV by TCH, SV by BRA 14-Jan-22, Conc. & LOD unit = ng for Inst QC, ng/mL for SPM, ng/L for samples

Quantify Sample Report **MassLynx MassLynx V4.1 SCN909**
SGS Axys Analytical Services, Ltd.

Dataset: G:\Masslynx\Inst_L\PFAS\quanfile\FC2L_009-b.qld

Last Altered: Wednesday, January 12, 2022 10:02:34 Pacific Standard Time
Printed: Friday, January 14, 2022 10:19:31 Pacific Standard Time

ID: WG79609-104,i, MS, Name: FC2L_009S29, Description: 1,WG79609,2/4000uL, Date: 11-Jan-2022, Time: 18:29:31

PFDoS

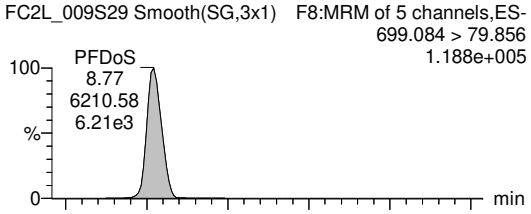

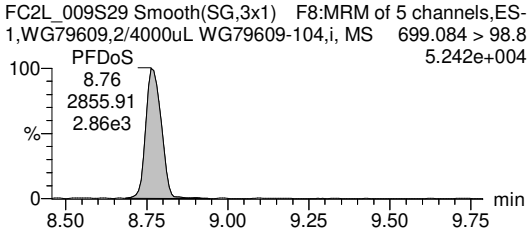

4:2 FTS

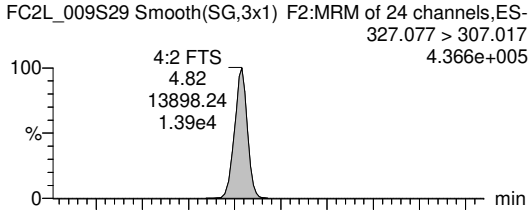

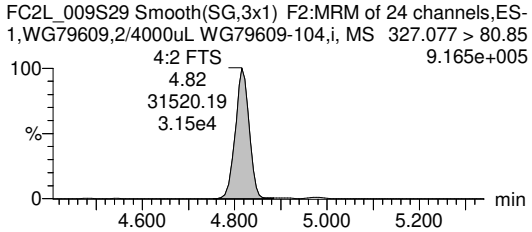

6:2 FTS

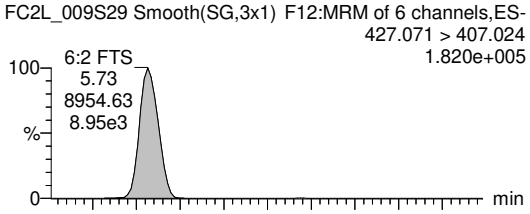

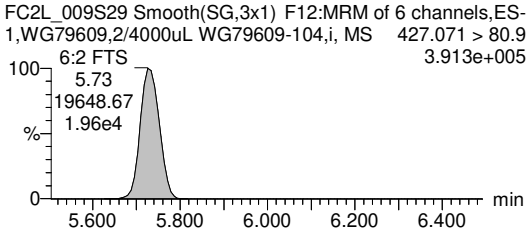

8:2 FTS

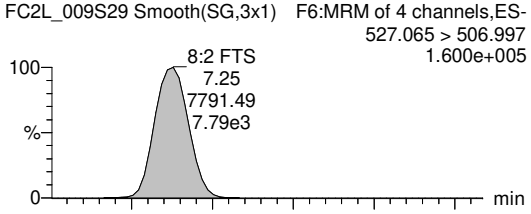

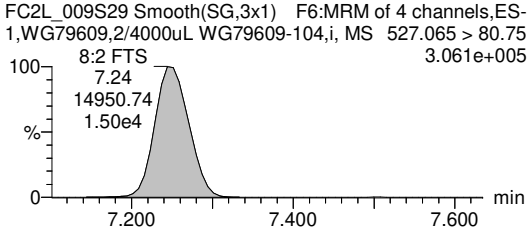

PFOSA-I

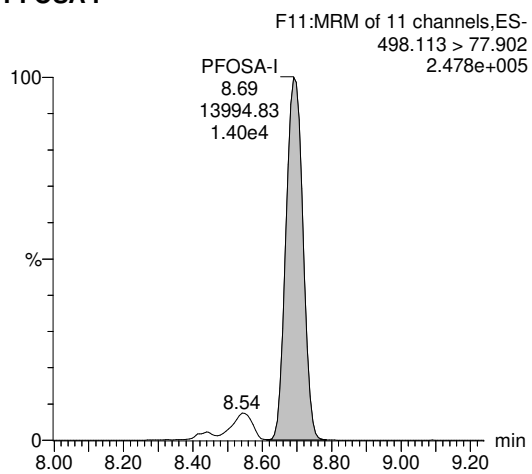

PFOSA-II

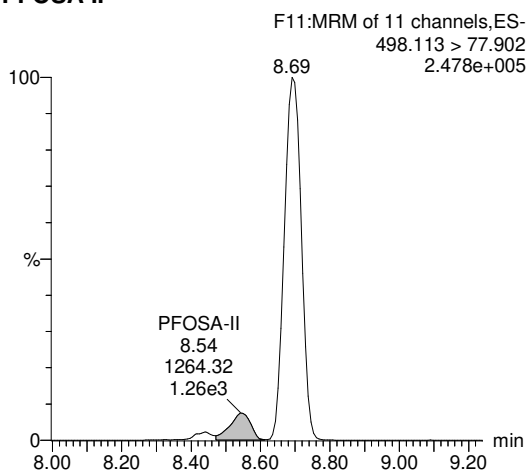

PV by TCH, SV by BRA 14-Jan-22, Conc. & LOD unit = ng for Inst QC, ng/mL for SPM, ng/L for samples

Quantify Sample Report **MassLynx MassLynx V4.1 SCN909**
SGS Axys Analytical Services, Ltd.

Dataset: G:\Masslynx\Inst_L\PFAS\quanfile\FC2L_009-b.qld

Last Altered: Wednesday, January 12, 2022 10:02:34 Pacific Standard Time
Printed: Friday, January 14, 2022 10:19:31 Pacific Standard Time

ID: WG79609-104,i, MS, Name: FC2L_009S29, Description: 1,WG79609,2/4000uL, Date: 11-Jan-2022, Time: 18:29:31

PFOSA-SUM

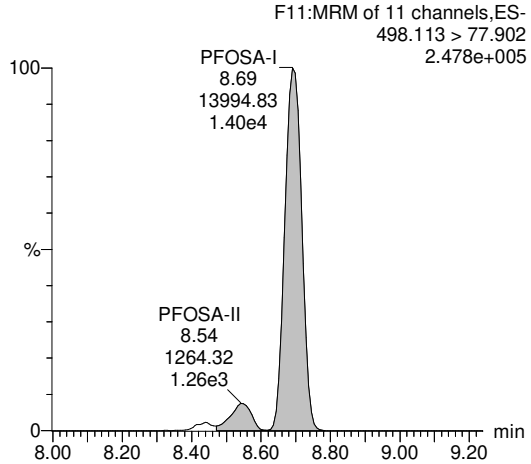

PFOSA

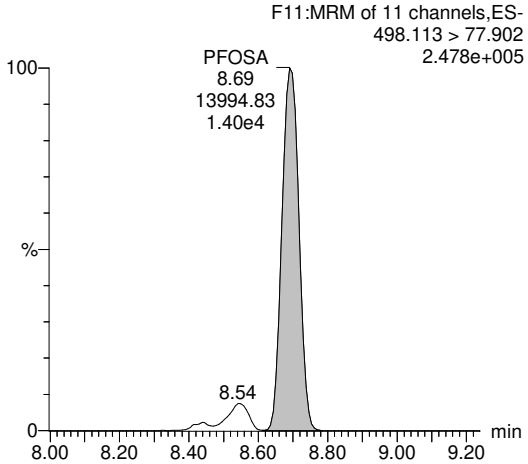

N-MeFOSA-I

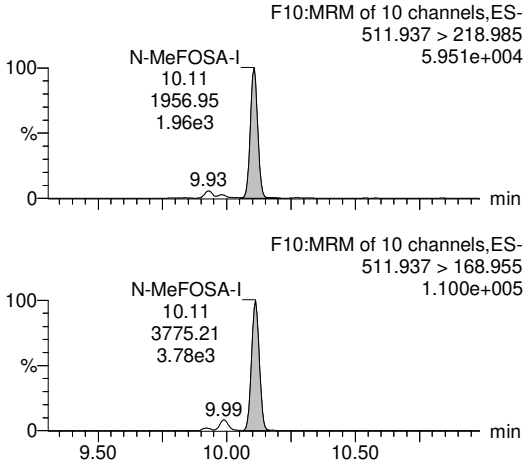

N-MeFOSA-II

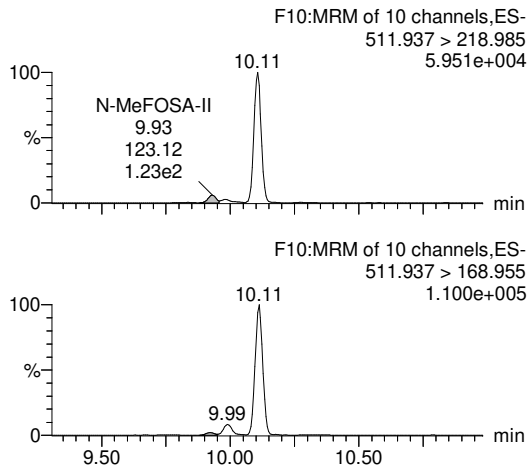

N-MeFOSA-SUM

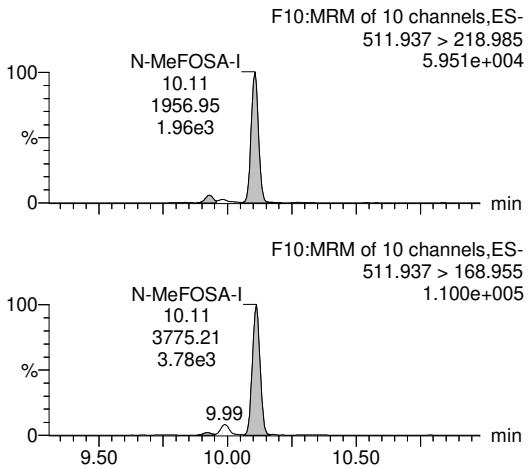

N-MeFOSA

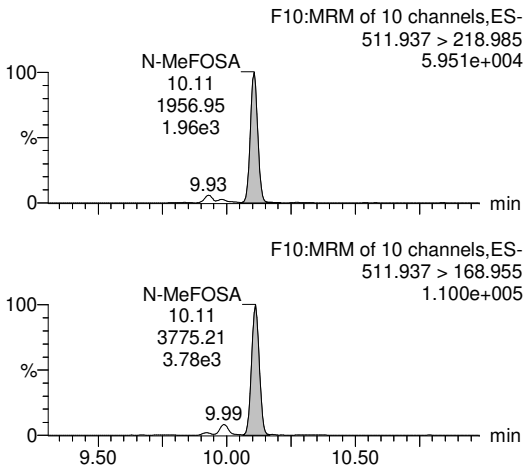

PV by TCH, SV by BRA 14-Jan-22, Conc. & LOD unit = ng for Inst QC, ng/mL for SPM, ng/L for samples

Quantify Sample Report **MassLynx MassLynx V4.1 SCN909**
SGS Axys Analytical Services, Ltd.

Dataset: G:\Masslynx\Inst_L\PFAS\quanfile\FC2L_009-b.qld

Last Altered: Wednesday, January 12, 2022 10:02:34 Pacific Standard Time
Printed: Friday, January 14, 2022 10:19:31 Pacific Standard Time

ID: WG79609-104,i, MS, Name: FC2L_009S29, Description: 1,WG79609,2/4000uL, Date: 11-Jan-2022, Time: 18:29:31

N-EtFOSA-I

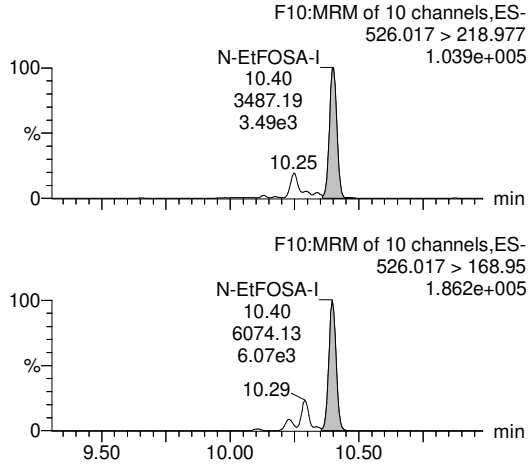

N-EtFOSA-II

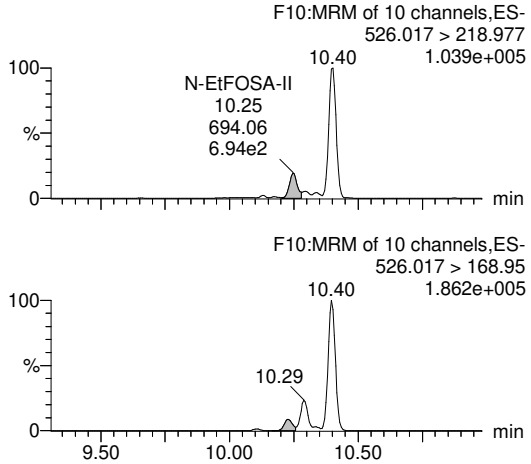

N-EtFOSA-SUM

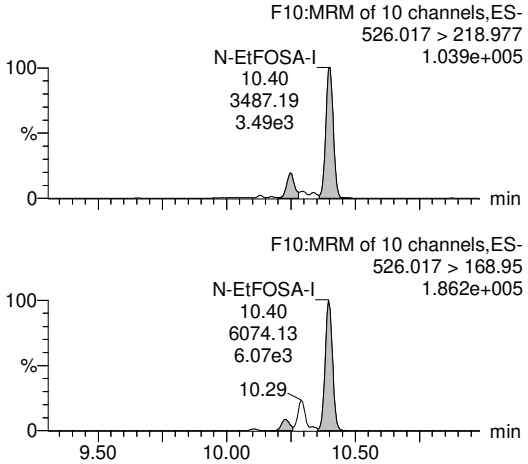

N-EtFOSA

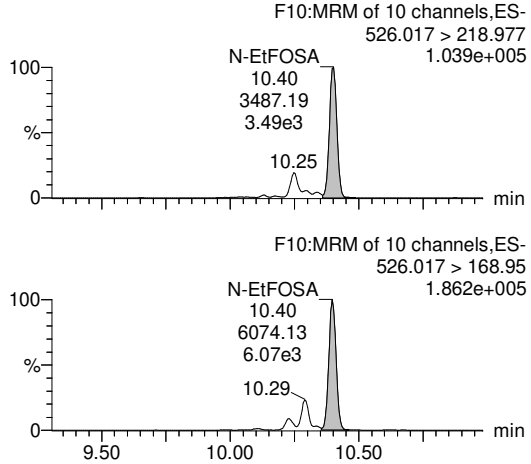

MeFOSAA-I

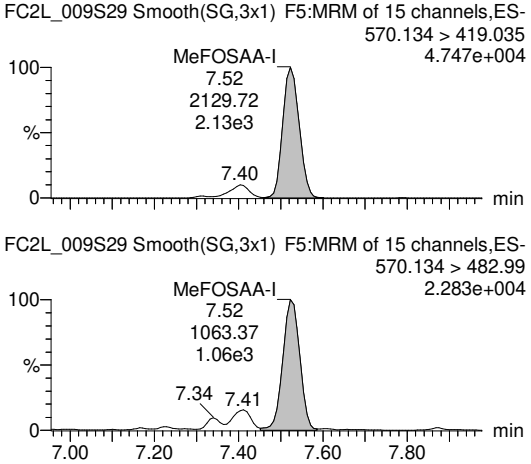

MeFOSAA-II

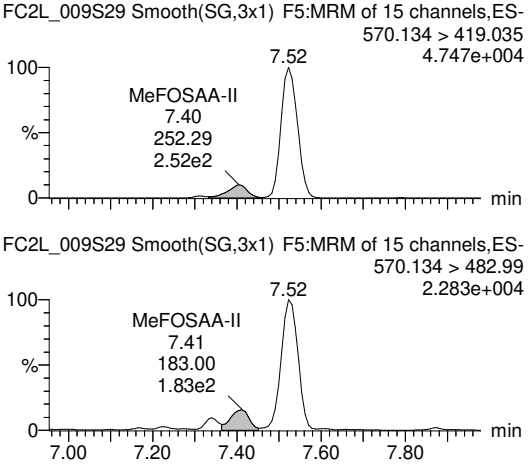

PV by TCH, SV by BRA 14-Jan-22, Conc. & LOD unit = ng for Inst QC, ng/mL for SPM, ng/L for samples

Quantify Sample Report **MassLynx MassLynx V4.1 SCN909**
SGS Axys Analytical Services, Ltd.

Dataset: G:\Masslynx\Inst_L\PFAS\quanfile\FC2L_009-b.qld

Last Altered: Wednesday, January 12, 2022 10:02:34 Pacific Standard Time
Printed: Friday, January 14, 2022 10:19:31 Pacific Standard Time

ID: WG79609-104,i, MS, Name: FC2L_009S29, Description: 1,WG79609,2/4000uL, Date: 11-Jan-2022, Time: 18:29:31

MeFOSAA-III

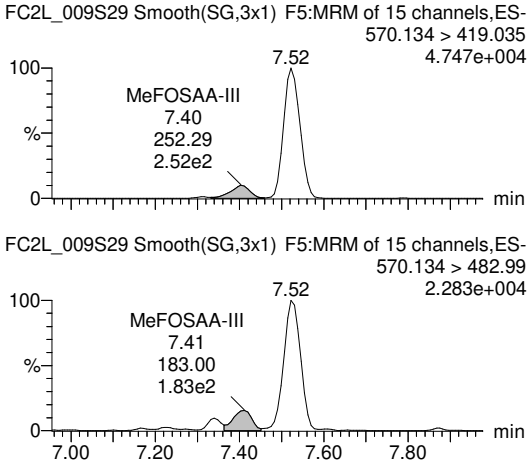

MeFOSAA-SUM

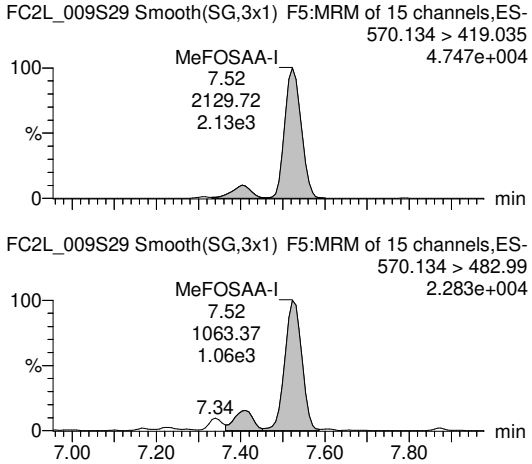

MeFOSAA

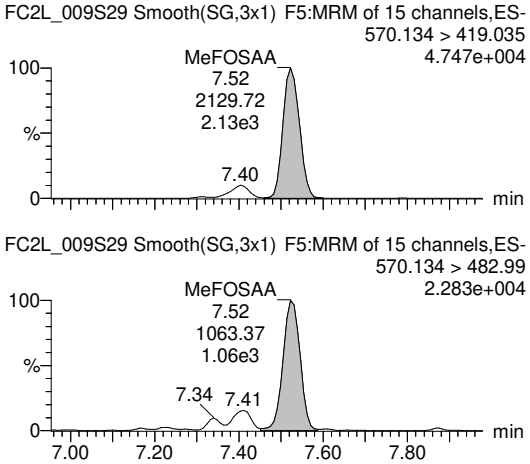

EtFOSAA-I

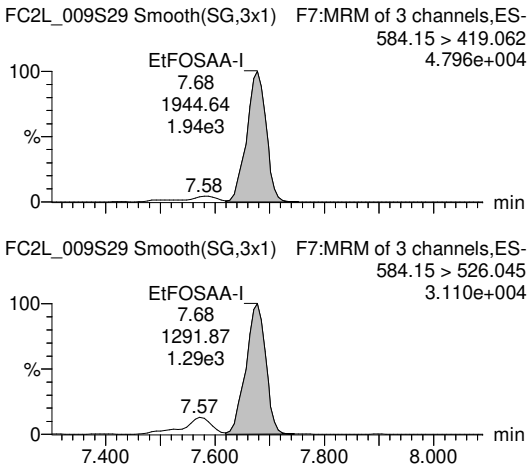

EtFOSAA-II

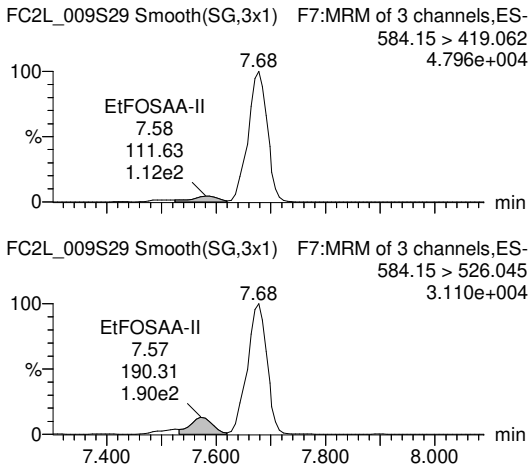

EtFOSAA-III

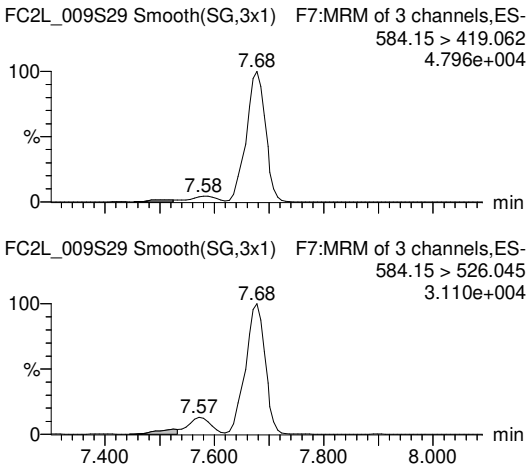

PV by TCH, SV by BRA 14-Jan-22, Conc. & LOD unit = ng for Inst QC, ng/mL for SPM, ng/L for samples

Quantify Sample Report **MassLynx MassLynx V4.1 SCN909**
SGS Axys Analytical Services, Ltd.

Dataset: G:\Masslynx\Inst_L\PFAS\quanfile\FC2L_009-b.qld

Last Altered: Wednesday, January 12, 2022 10:02:34 Pacific Standard Time
Printed: Friday, January 14, 2022 10:19:31 Pacific Standard Time

ID: WG79609-104,i, MS, Name: FC2L_009S29, Description: 1,WG79609,2/4000uL, Date: 11-Jan-2022, Time: 18:29:31

EtFOSAA-SUM

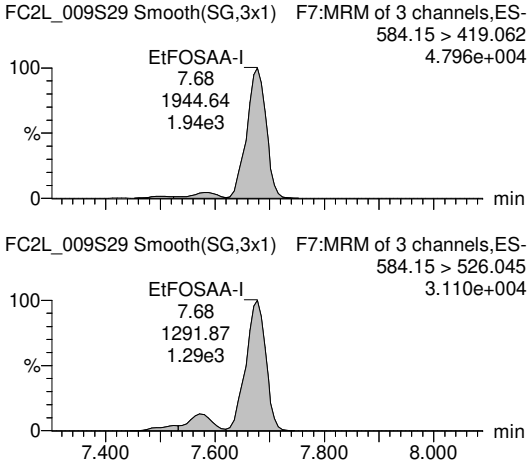

EtFOSAA

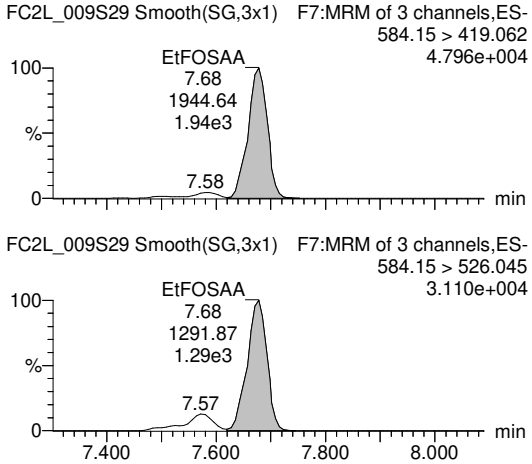

N-MeFOSE-I

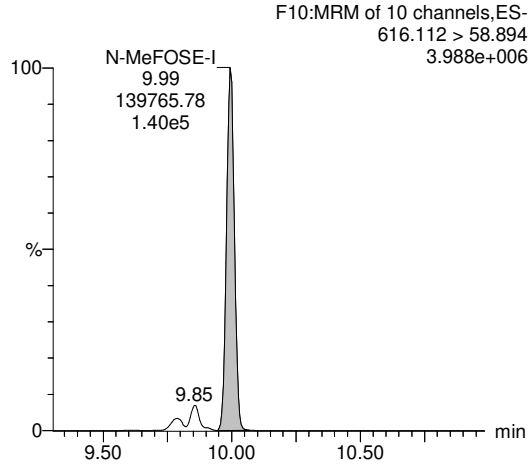

N-MeFOSE-II

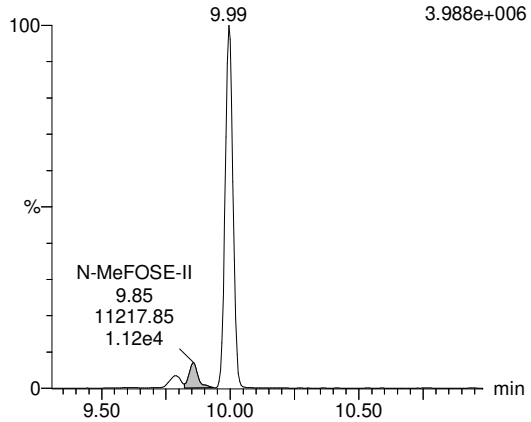

N-MeFOSE-III

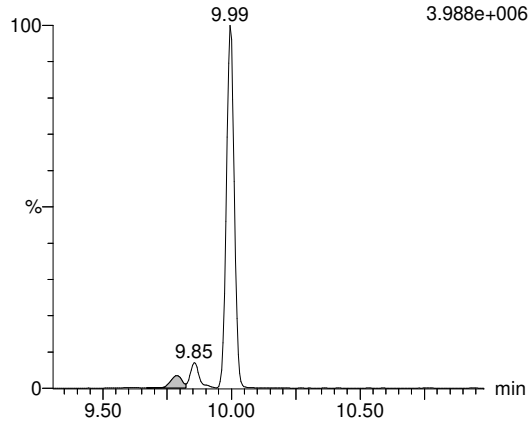

N-MeFOSE-SUM

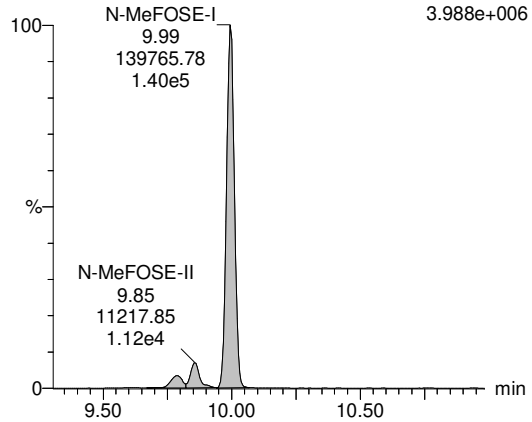

PV by TCH, SV by BRA 14-Jan-22, Conc. & LOD unit = ng for Inst QC, ng/mL for SPM, ng/L for samples

Quantify Sample Report **MassLynx MassLynx V4.1 SCN909**
SGS Axys Analytical Services, Ltd.

Dataset: G:\Masslynx\Inst_L\PFAS\quanfile\FC2L_009-b.qld

Last Altered: Wednesday, January 12, 2022 10:02:34 Pacific Standard Time
Printed: Friday, January 14, 2022 10:19:31 Pacific Standard Time

ID: WG79609-104,i, MS, Name: FC2L_009S29, Description: 1,WG79609,2/4000uL, Date: 11-Jan-2022, Time: 18:29:31

N-MeFOSE

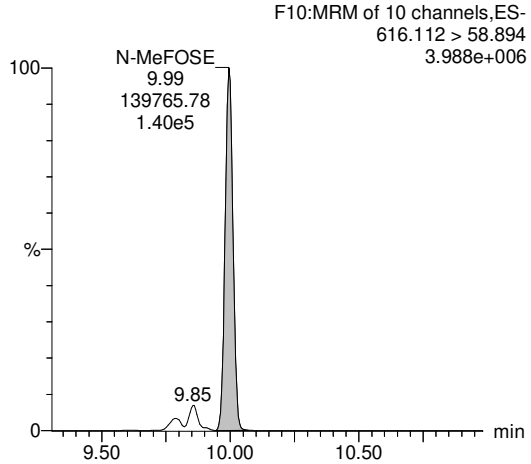

N-EtFOSE-I

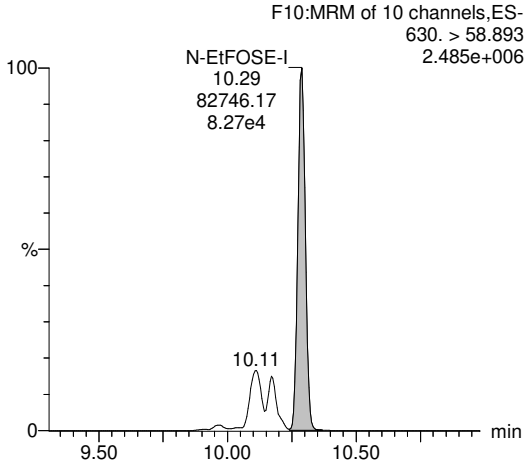

N-EtFOSE-II

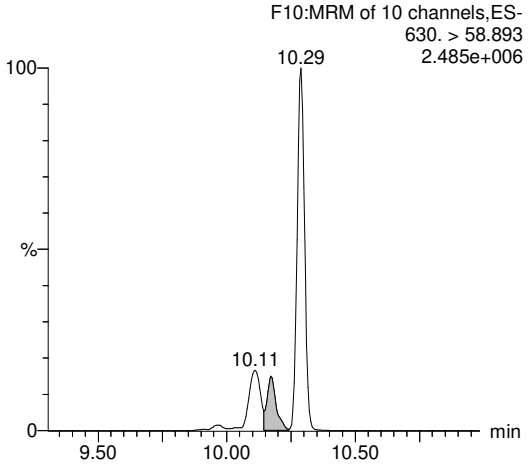

N-EtFOSE-III

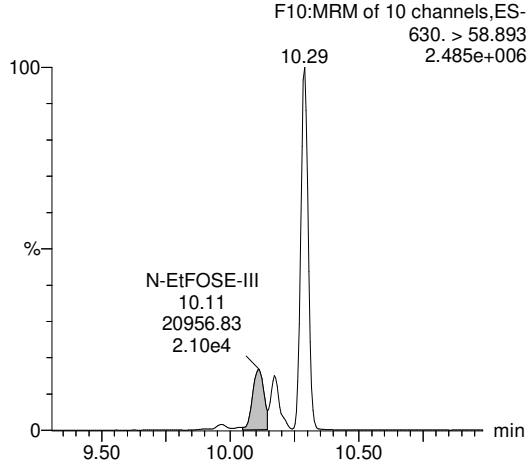

N-EtFOSE-SUM

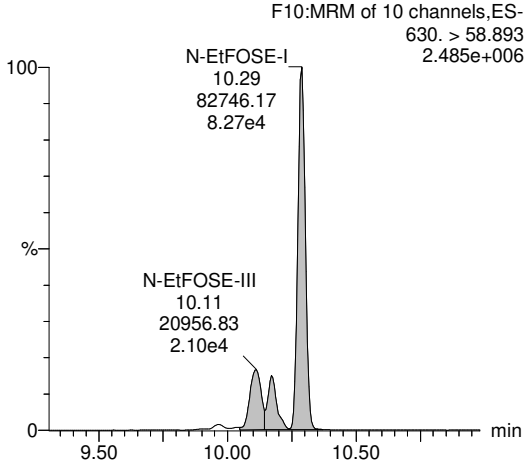

N-EtFOSE

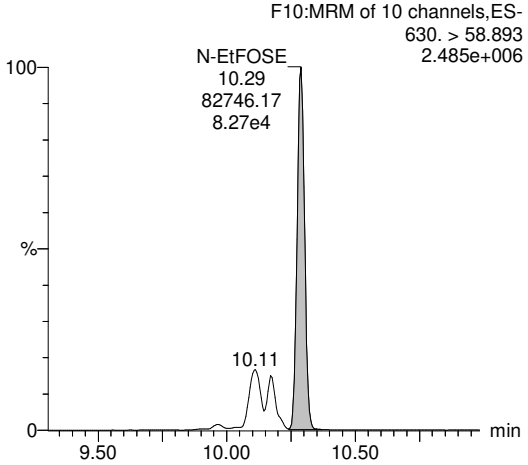

PV by TCH, SV by BRA 14-Jan-22, Conc. & LOD unit = ng for Inst QC, ng/mL for SPM, ng/L for samples

Quantify Sample Report **MassLynx MassLynx V4.1 SCN909**
SGS Axys Analytical Services, Ltd.

Dataset: G:\Masslynx\Inst_L\PFAS\quanfile\FC2L_009-b.qld

Last Altered: Wednesday, January 12, 2022 10:02:34 Pacific Standard Time
Printed: Friday, January 14, 2022 10:19:31 Pacific Standard Time

ID: WG79609-104,i, MS, Name: FC2L_009S29, Description: 1,WG79609,2/4000uL, Date: 11-Jan-2022, Time: 18:29:31

HFPO-DA

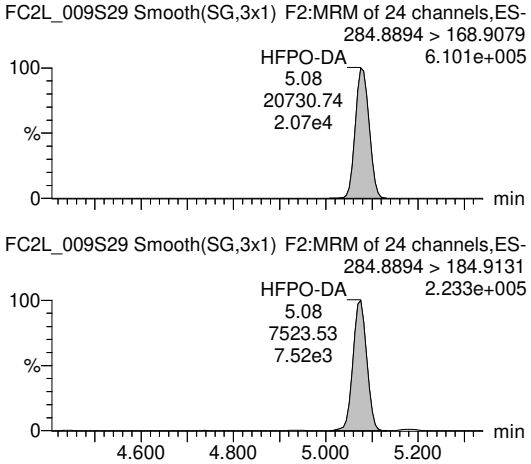

ADONA

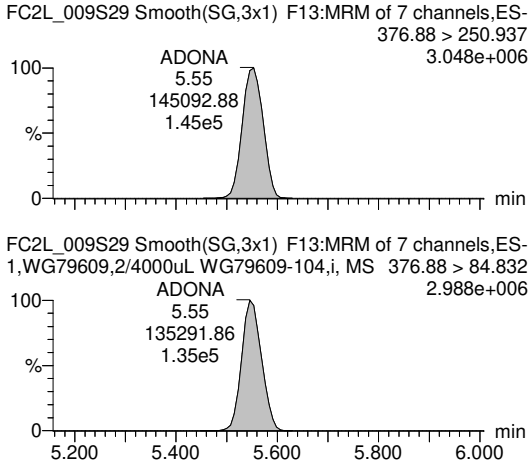

9Cl-PF3ONS

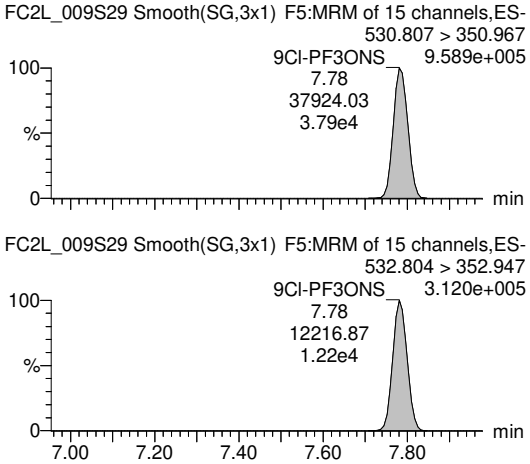

11Cl-PF3OUdS

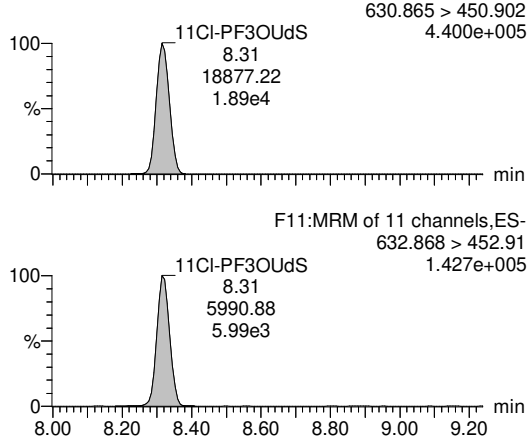

3:3 FTCA

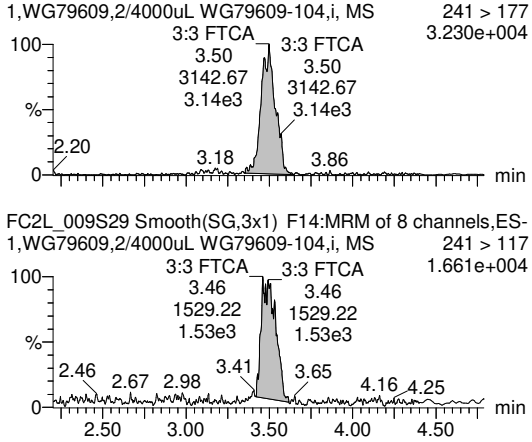

5:3 FTCA

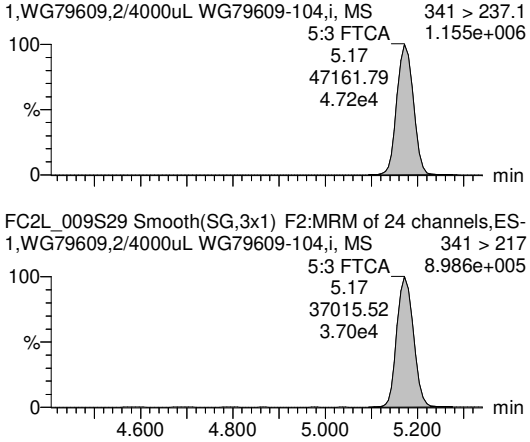

PV by TCH, SV by BRA 14-Jan-22, Conc. & LOD unit = ng for Inst QC, ng/mL for SPM, ng/L for samples

Quantify Sample Report **MassLynx MassLynx V4.1 SCN909**
SGS Axys Analytical Services, Ltd.

Dataset: G:\Masslynx\Inst_L\PFAS\quanfile\FC2L_009-b.qld

Last Altered: Wednesday, January 12, 2022 10:02:34 Pacific Standard Time
Printed: Friday, January 14, 2022 10:19:31 Pacific Standard Time

ID: WG79609-104,i, MS, Name: FC2L_009S29, Description: 1,WG79609,2/4000uL, Date: 11-Jan-2022, Time: 18:29:31

7:3 FTCA

FC2L_009S29 Smooth(SG,3x1) F3:MRM of 12 channels,ES-
1,WG79609,2/4000uL WG79609-104,i, MS 441 > 316.9
2.713e+005

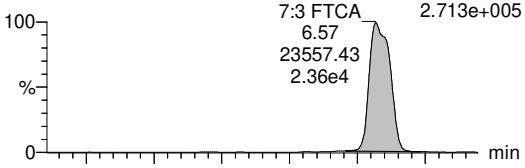

FC2L_009S29 Smooth(SG,3x1) F3:MRM of 12 channels,ES-
1,WG79609,2/4000uL WG79609-104,i, MS 441 > 336.9
3.781e+005

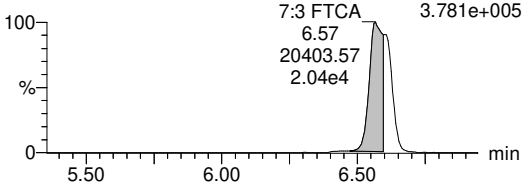

PFEESA

FC2L_009S29 Smooth(SG,3x1) F2:MRM of 24 channels,ES-
1,WG79609,2/4000uL WG79609-104,i, MS 314.8 > 134.9
9.751e+005

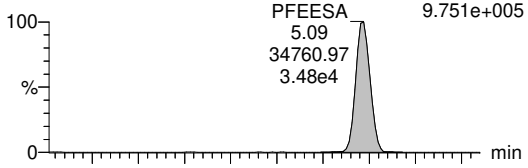

FC2L_009S29 Smooth(SG,3x1) F2:MRM of 24 channels,ES-
1,WG79609,2/4000uL WG79609-104,i, MS 314.8 > 82.9
1.067e+005

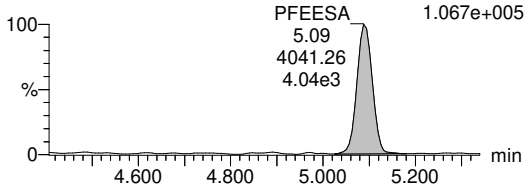

PFMPA

FC2L_009S29 Smooth(SG,5x1) F14:MRM of 8 channels,ES-
1,WG79609,2/4000uL WG79609-104,i, MS 229.013 > 84.9
3.709e+005

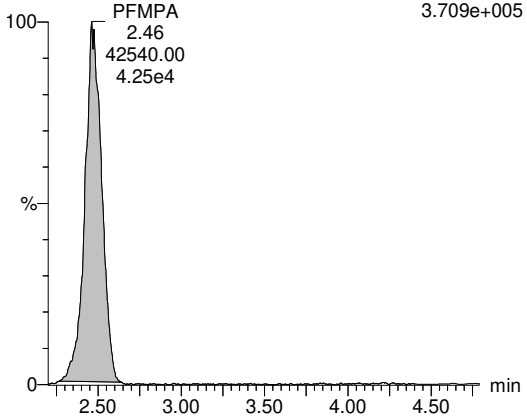

PFMBA

FC2L_009S29 Smooth(SG,3x1) F14:MRM of 8 channels,ES-
1,WG79609,2/4000uL WG79609-104,i, MS 279 > 85.1
6.343e+005

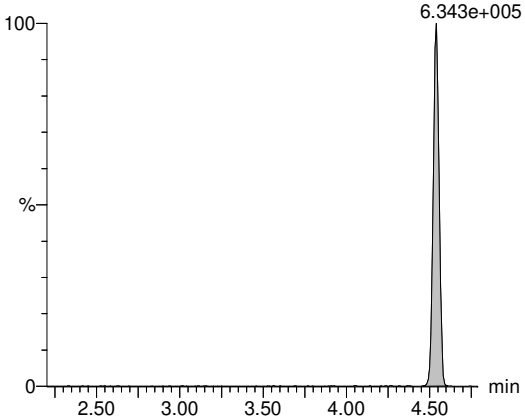

NFDHA

FC2L_009S29 Smooth(SG,3x1) F2:MRM of 24 channels,ES-
1,WG79609,2/4000uL WG79609-104,i, MS 295 > 201
2.224e+004

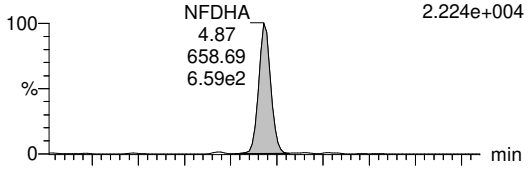

FC2L_009S29 Smooth(SG,3x1) F2:MRM of 24 channels,ES-
1,WG79609,2/4000uL WG79609-104,i, MS 295 > 84.9
9.907e+003

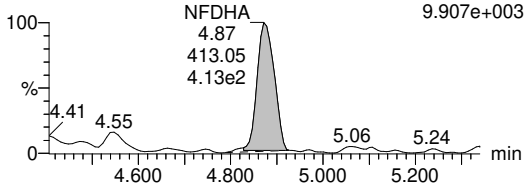

13C4-PFBA

FC2L_009S29 Smooth(SG,3x1) F1:MRM of 3 channels,ES-
216.776 > 171.928
1.832e+006

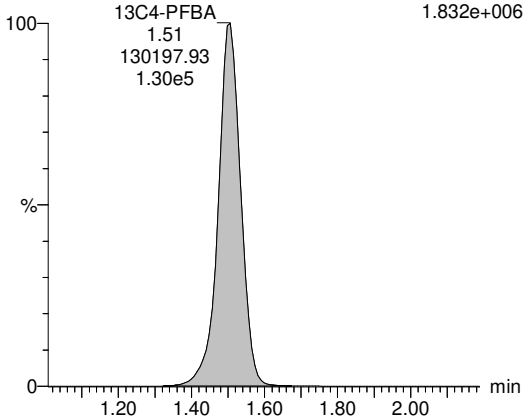

PV by TCH, SV by BRA 14-Jan-22, Conc. & LOD unit = ng for Inst QC, ng/mL for SPM, ng/L for samples

Quantify Sample Report **MassLynx MassLynx V4.1 SCN909**
SGS Axys Analytical Services, Ltd.

Dataset: G:\Masslynx\Inst_L\PFAS\quanfile\FC2L_009-b.qld

Last Altered: Wednesday, January 12, 2022 10:02:34 Pacific Standard Time
Printed: Friday, January 14, 2022 10:19:31 Pacific Standard Time

ID: WG79609-104,i, MS, Name: FC2L_009S29, Description: 1,WG79609,2/4000uL, Date: 11-Jan-2022, Time: 18:29:31

13C5-PFPeA

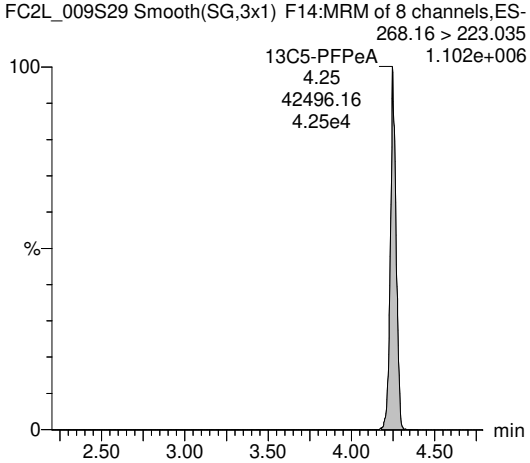

13C5-PFHxA

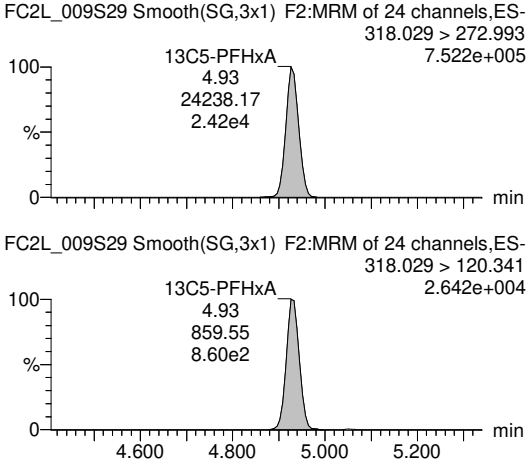

13C4-PFHpA

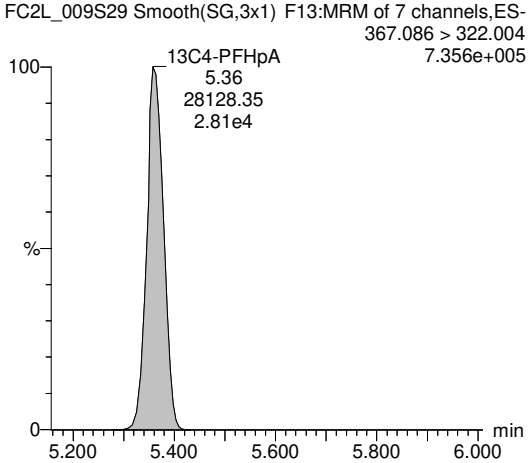

13C8-PFOA

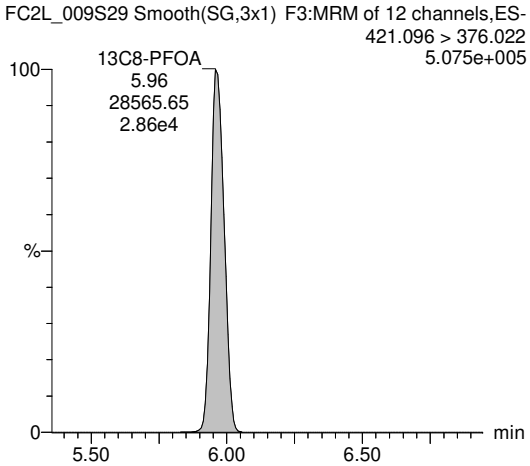

13C9-PFNA

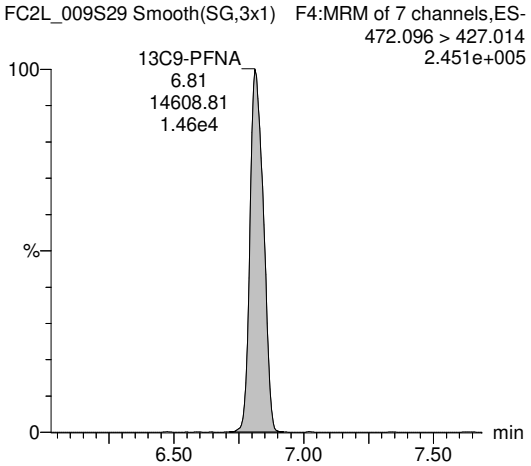

13C6-PFDA

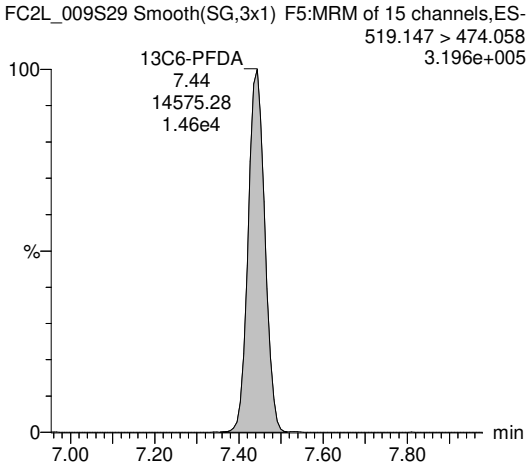

PV by TCH, SV by BRA 14-Jan-22, Conc. & LOD unit = ng for Inst QC, ng/mL for SPM, ng/L for samples

Quantify Sample Report **MassLynx MassLynx V4.1 SCN909**
SGS Axys Analytical Services, Ltd.

Dataset: G:\Masslynx\Inst_L\PFAS\quanfile\FC2L_009-b.qld

Last Altered: Wednesday, January 12, 2022 10:02:34 Pacific Standard Time
Printed: Friday, January 14, 2022 10:19:31 Pacific Standard Time

ID: WG79609-104,i, MS, Name: FC2L_009S29, Description: 1,WG79609,2/4000uL, Date: 11-Jan-2022, Time: 18:29:31

13C7-PFUnA

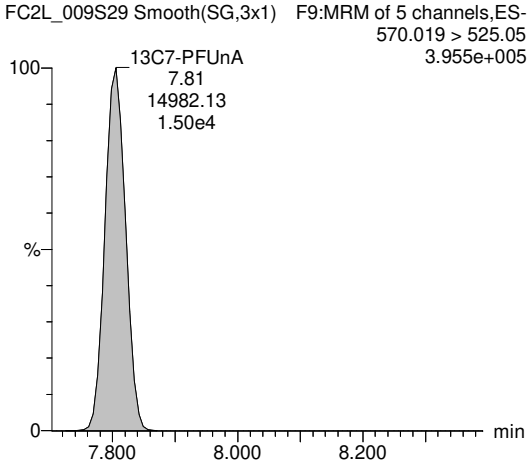

13C2-PFDoA

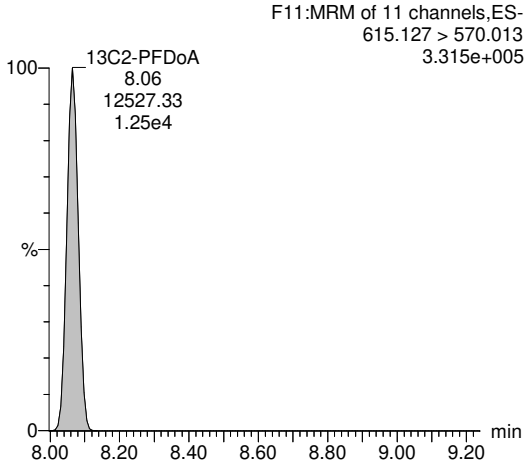

13C2-PFTeDA

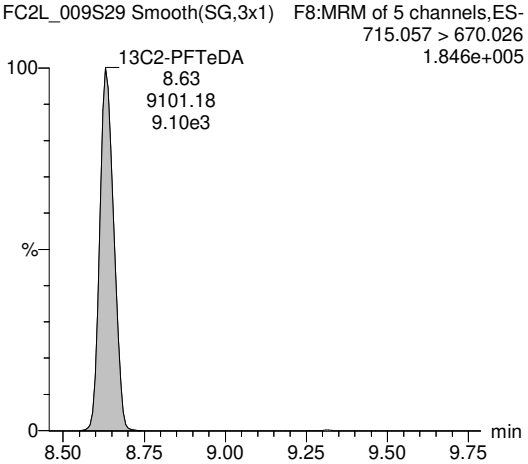

13C3-PFBS

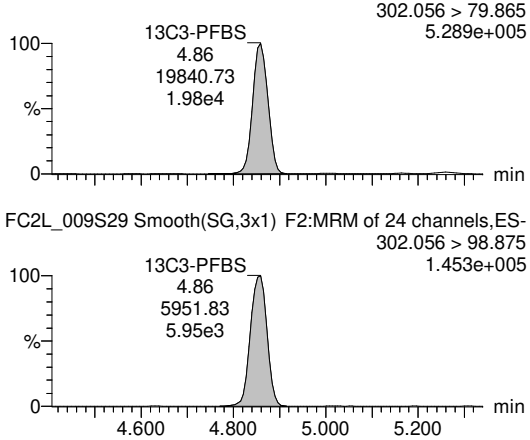

13C3-PFHxS

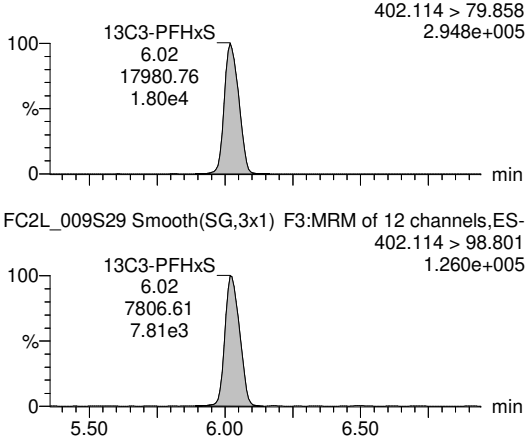

13C8-PFOS

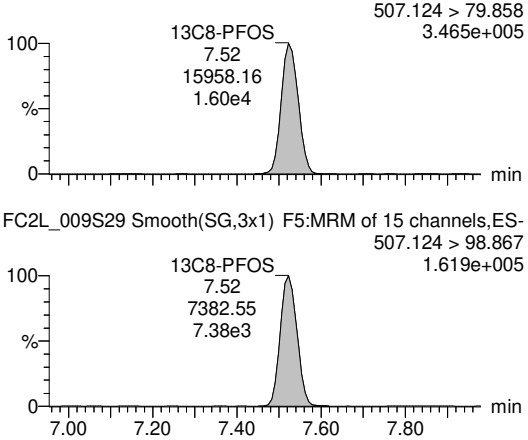

PV by TCH, SV by BRA 14-Jan-22, Conc. & LOD unit = ng for Inst QC, ng/mL for SPM, ng/L for samples

Quantify Sample Report **MassLynx MassLynx V4.1 SCN909**
SGS Axys Analytical Services, Ltd.

Dataset: G:\Masslynx\Inst_L\PFAS\quanfile\FC2L_009-b.qld

Last Altered: Wednesday, January 12, 2022 10:02:34 Pacific Standard Time
Printed: Friday, January 14, 2022 10:19:31 Pacific Standard Time

ID: WG79609-104,i, MS, Name: FC2L_009S29, Description: 1,WG79609,2/4000uL, Date: 11-Jan-2022, Time: 18:29:31

13C2-4:2 FTS

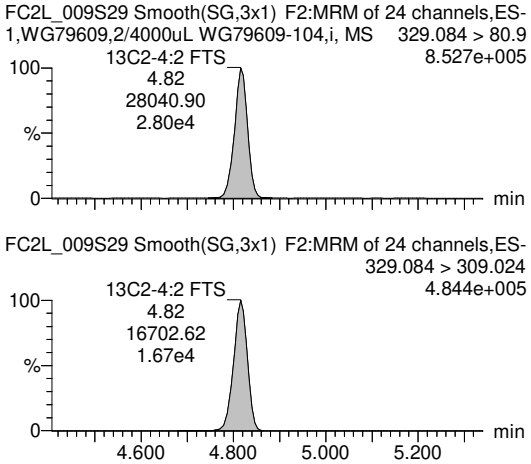

13C2-6:2 FTS

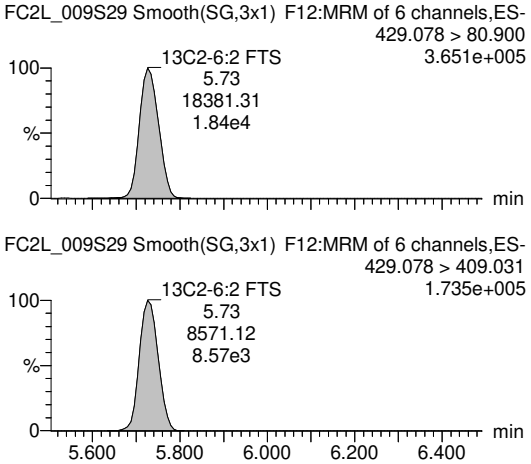

13C2-8:2 FTS

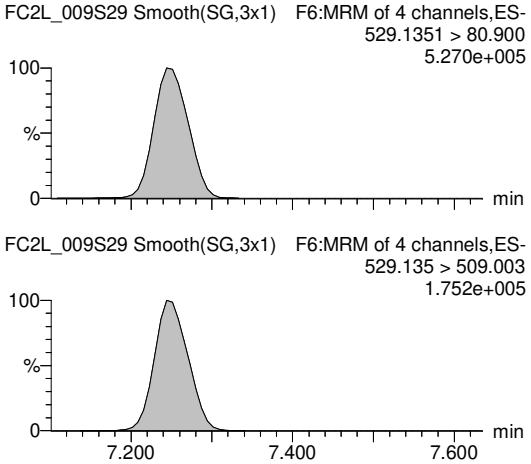

13C8-PFOSA

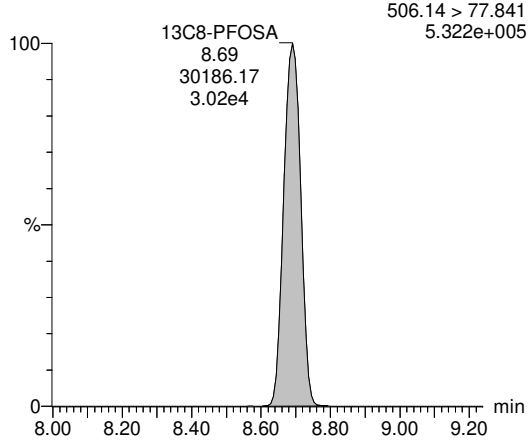

D3-N-MeFOSA

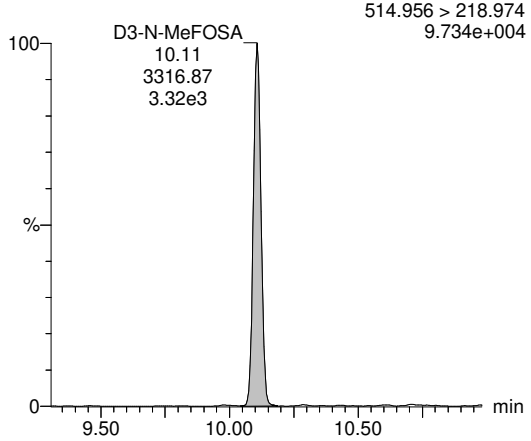

D5-N-EtFOSA

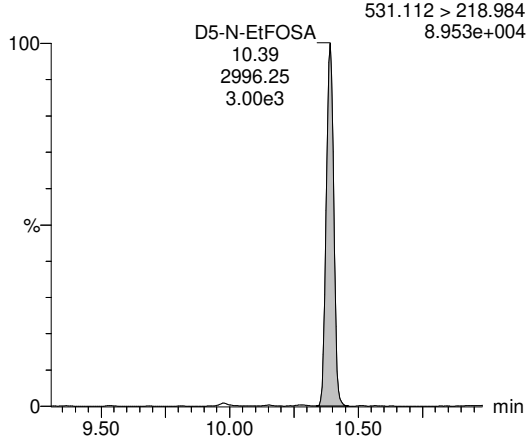

PV by TCH, SV by BRA 14-Jan-22, Conc. & LOD unit = ng for Inst QC, ng/mL for SPM, ng/L for samples

Quantify Sample Report **MassLynx MassLynx V4.1 SCN909**
SGS Axys Analytical Services, Ltd.

Dataset: G:\Masslynx\Inst_L\PFAS\quanfile\FC2L_009-b.qld

Last Altered: Wednesday, January 12, 2022 10:02:34 Pacific Standard Time
Printed: Friday, January 14, 2022 10:19:31 Pacific Standard Time

ID: WG79609-104,i, MS, Name: FC2L_009S29, Description: 1,WG79609,2/4000uL, Date: 11-Jan-2022, Time: 18:29:31

D3-MeFOSAA

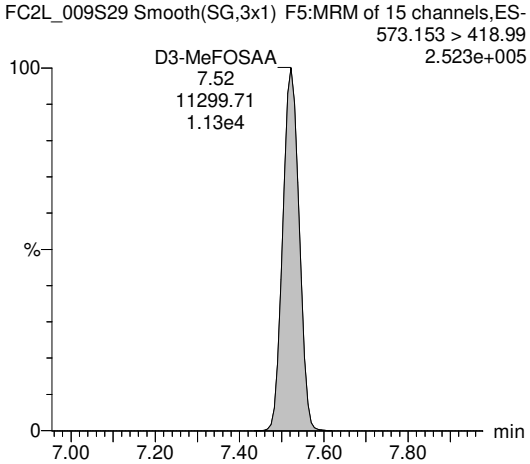

D5-EtFOSAA

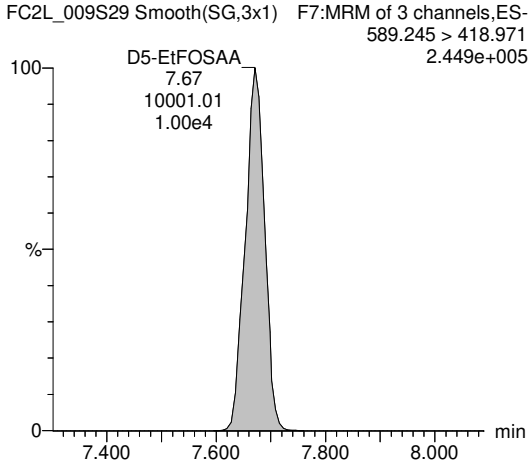

D7-N-MeFOSE

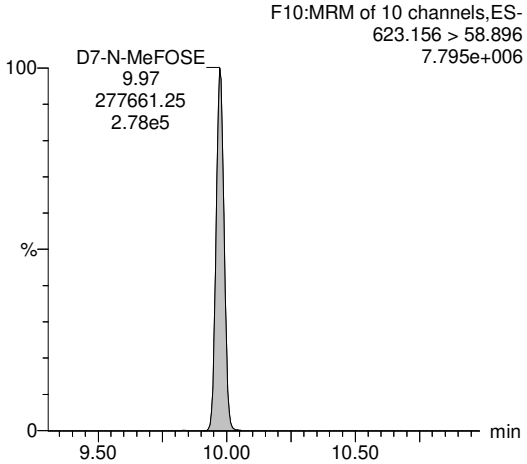

D9-N-EtFOSE

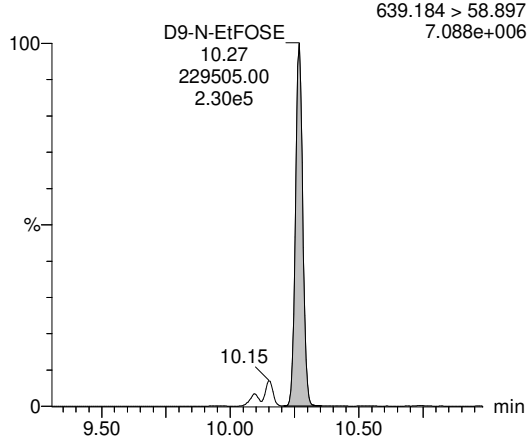

13C3-HFPO-DA

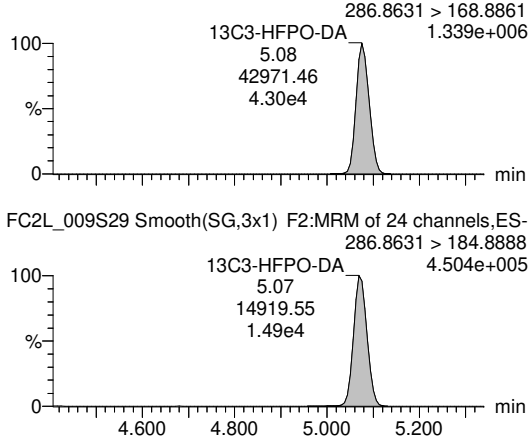

13C3-PFBA

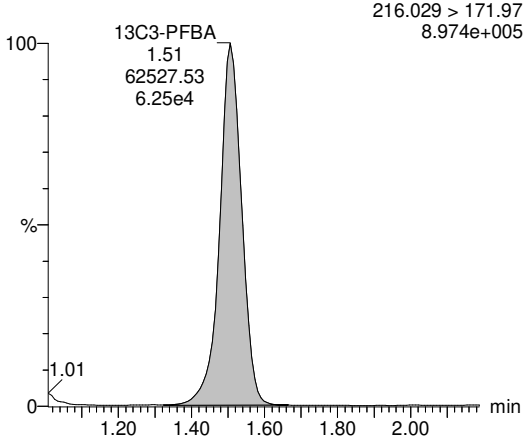

PV by TCH, SV by BRA 14-Jan-22, Conc. & LOD unit = ng for Inst QC, ng/mL for SPM, ng/L for samples

Quantify Sample Report **MassLynx MassLynx V4.1 SCN909**
SGS Axys Analytical Services, Ltd.

Dataset: G:\Masslynx\Inst_L\PFAS\quanfile\FC2L_009-b.qld

Last Altered: Wednesday, January 12, 2022 10:02:34 Pacific Standard Time
Printed: Friday, January 14, 2022 10:19:31 Pacific Standard Time

ID: WG79609-104,i, MS, Name: FC2L_009S29, Description: 1,WG79609,2/4000uL, Date: 11-Jan-2022, Time: 18:29:31

13C2-PFHxA

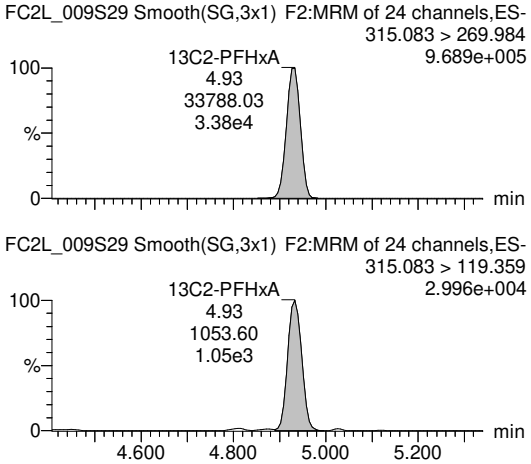

13C4-PFOA

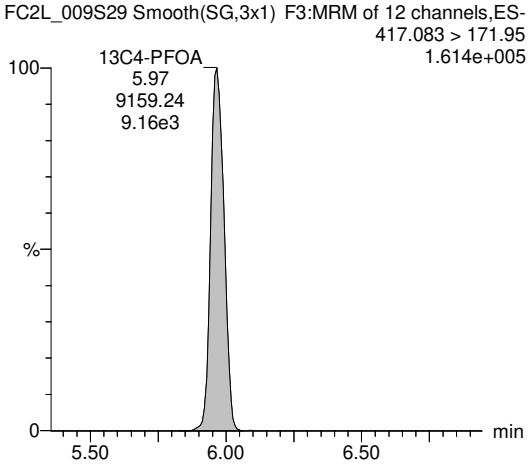

13C5-PFNA

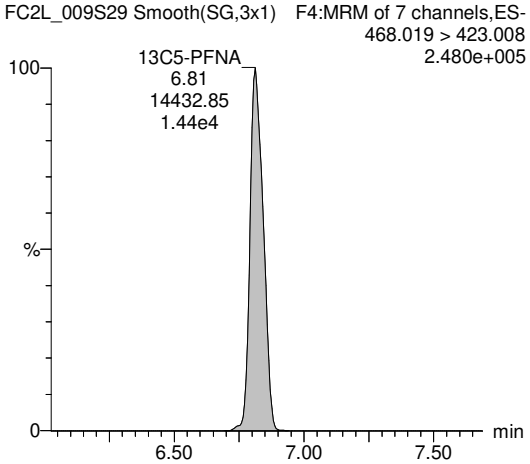

13C2-PFDA

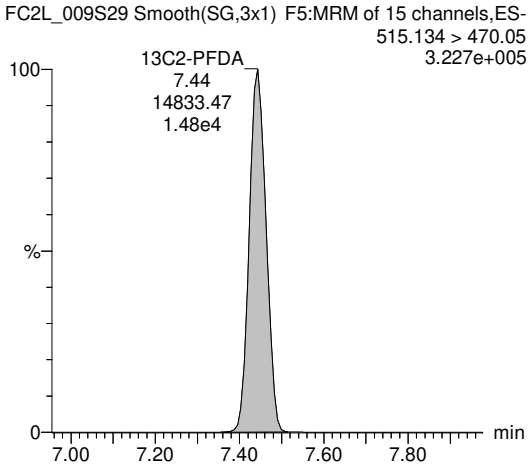

18O2-PFHxS

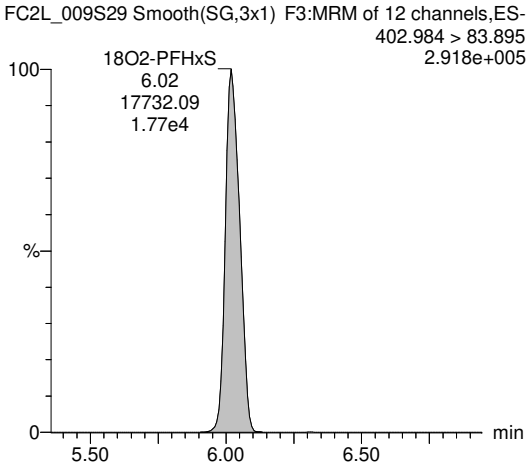

13C4-PFOS

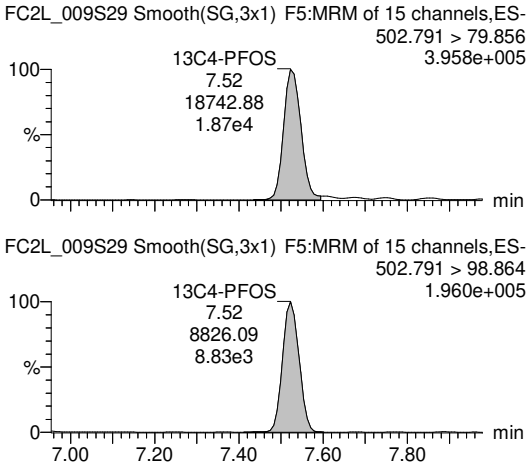

PV by TCH, SV by BRA 14-Jan-22, Conc. & LOD unit = ng for Inst QC, ng/mL for SPM, ng/L for samples

Quantify Sample Report **MassLynx MassLynx V4.1 SCN909**
SGS Axys Analytical Services, Ltd.

Dataset: G:\Masslynx\Inst_L\PFAS\quanfile\FC2L_009-b.qld

Last Altered: Wednesday, January 12, 2022 10:02:34 Pacific Standard Time
Printed: Friday, January 14, 2022 10:19:31 Pacific Standard Time

ID: WG79609-104,i, MS, Name: FC2L_009S29, Description: 1,WG79609,2/4000uL, Date: 11-Jan-2022, Time: 18:29:31

13C2-D4-6:2 FTS

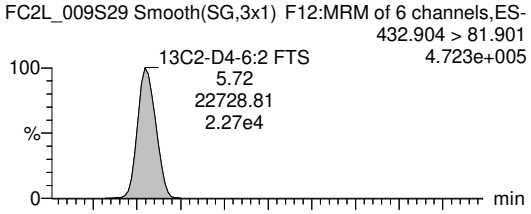

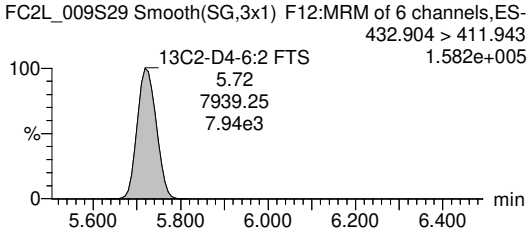

PV by TCH, SV by BRA 14-Jan-22, Conc. & LOD unit = ng for Inst QC, ng/mL for SPM, ng/L for samples

Quantify Sample Report **MassLynx MassLynx V4.1 SCN909**
SGS Axys Analytical Services, Ltd.

Dataset: G:\Masslynx\Inst_L\PFAS\quanfile\FC2L_009-b.qld

Last Altered: Wednesday, January 12, 2022 10:02:34 Pacific Standard Time
Printed: Friday, January 14, 2022 10:19:31 Pacific Standard Time

ID: WG79609-104,i, MS, Name: FC2L_009S29, Description: 1,WG79609,2/4000uL, Date: 11-Jan-2022, Time: 18:29:31

#	IS#	Name	RT	Area	Confirm. Ion Area	IS Area	Std. Conc	Conc.	LOD	%Rec	Ratio (Pr...	Ratio	Ratio Fail(Y...	S/N	Noi...	IS Height	Samp. size	F2	Fla...
1	84	PFBA	1.51	75758		130198	20.000	45.855	0.1726	116.0				795	1336	1830793	0.506	1.0	bb
2	85	PFPeA	4.26	20363		42496	10.000	15.674	0.1757	79.3				538	1972	1101349	0.506	1.0	db
3	86	PFHxA	4.93	23531	4094	24238	5.000	18.073	0.1735	182.9	4.85	5.75	NO	307	2335	751777	0.506	1.0	dd
4	87	PFHpA	5.36	24992	11189	28128	5.000	16.012	0.0899	162.0	2.16	2.23	NO	522	1223	735431	0.506	1.0	bb
5	88	PFOA-I	5.97	27733	14389	28566	0.000	13.112	0.1785		1.96	1.93	NO	221	2235	507340	0.506	1.0	bb
6	88	PFOA-II				28566	0.000		0.1785		0.00				2235	507340	0.506	1.0	
7	88	PFOA-III				28566	0.000		0.1785		0.00				2235	507340	0.506	1.0	
8	88	PFOA-IV				28566	0.000		0.1785		0.00				2235	507340	0.506	1.0	
9		PFOA-SUM		27733		28566	0.000	13.112	0.1785						2235	507340	0.506	1.0	
10	88	PFOA	5.97	27733	14389	28566	5.000	13.112	0.1785	132.7	1.96	1.93	NO	221	2235	507340	0.506	1.0	bb
11	89	PFNA-I	6.82	16354	5293	14609	0.000	10.801	0.1072		2.85	3.09	NO	293	907	244993	0.506	1.0	dd
12	89	PFNA-II				14609	0.000		0.1072		0.00				907	244993	0.506	1.0	
13	89	PFNA-III				14609	0.000		0.1072		0.00				907	244993	0.506	1.0	
14		PFNA-SUM		16354		14609	0.000	10.801	0.1072						907	244993	0.506	1.0	
15	89	PFNA	6.82	16354	5293	14609	5.000	10.801	0.1072	109.3	2.85	3.09	NO	293	907	244993	0.506	1.0	dd
16	90	PFDA	7.44	13515	4180	14575	5.000	10.941	0.1036	110.7	3.07	3.23	NO	312	936	319610	0.506	1.0	bb
17	91	PFUnA	7.81	12136	2836	14982	5.000	10.493	0.1070	106.2	4.31	4.28	NO	294	1088	395278	0.506	1.0	bb
18	92	PFDoA	8.06	13220	1955	12527	5.000	9.710	0.0677	98.3	7.42	6.76	NO	422	813	331362	0.506	1.0	bb
19	M...	PFTrDA	8.31	9738	3237	10814	5.000	10.568	0.1103	106.9	3.08	3.01	NO	304	778	257922	0.506	1.0	bb
20	93	PFTeDA	8.63	7350	2822	9101	5.000	10.692	0.1533	108.2	2.82	2.60	NO	198	712	184481	0.506	1.0	db
21	94	PFBS	4.86	13451	5091	19841	5.000	11.624	0.1392	117.6	2.59	2.64	NO	237	1429	527997	0.506	1.0	bb
22	95	PFPeS	5.36	10428	4583	17981	5.015	11.617	0.0489	117.2	2.24	2.28	NO	1042	240	294723	0.506	1.0	dd
23	95	PFHxS-I	6.02	11067	4841	17981	0.000	10.352	0.0241		2.37	2.29	NO	1291	141	294723	0.506	1.0	dd
24	95	PFHxS-II	5.83	1324	518	17981	0.000	1.238	0.0241		3.26	2.55	NO	167	141	294723	0.506	1.0	dd
25	95	PFHxS-III				17981	0.000		0.0241		2.72				141	294723	0.506	1.0	
26		PFHxS-SUM		12391		17981	0.000	11.590	0.0483						141	294723	0.506	1.0	
27	95	PFHxS	6.02	11067	4841	17981	5.000	10.352	0.0241	104.7	2.40	2.29	NO	1291	141	294723	0.506	1.0	dd
28	96	PFHpS	6.92	7964	4367	15958	5.011	9.088	0.3860	91.7	2.12	1.82	NO	50	2448	346386	0.506	1.0	dd
29	96	PFOS-I	7.52	12189	4932	15958	0.000	12.153	0.3729		2.42	2.47	NO	97	2706	346386	0.506	1.0	bb
30	96	PFOS-II	7.39	1278	458	15958	0.000	1.274	0.3729		2.75	2.79	NO	10	2706	346386	0.506	1.0	db
31	96	PFOS-III	7.32	1676	229	15958	0.000	1.671	0.3729		8.19	7.33	NO	11	2706	346386	0.506	1.0	dd
32	96	PFOS-IV	7.12	385	6	15958	0.000	0.384	0.3729		2.14	69.67	YES	2	2706	346386	0.506	1.0	dd
33		PFOS-SUM		15529		15958	0.000	15.482	1.4917						2706	346386	0.506	1.0	
34	96	PFOS	7.52	12189	4932	15958	5.000	12.153	0.3729	123.0	2.54	2.47	NO	97	2706	346386	0.506	1.0	bb
35	96	PFNS	7.79	1	3	15958	5.010	0.001	0.0226	0.0	2.36	0.19	YES	0	156	346386	0.506	1.0	bb

PV by TCH, SV by BRA 14-Jan-22, Conc. & LOD unit = ng for Inst QC, ng/mL for SPM, ng/L for samples

Quantify Sample Report **MassLynx MassLynx V4.1 SCN909**
SGS Axys Analytical Services, Ltd.

Dataset: G:\Masslynx\Inst_L\PFAS\quanfile\FC2L_009-b.qld

Last Altered: Wednesday, January 12, 2022 10:02:34 Pacific Standard Time
Printed: Friday, January 14, 2022 10:19:31 Pacific Standard Time

ID: WG79609-104,i, MS, Name: FC2L_009S29, Description: 1,WG79609,2/4000uL, Date: 11-Jan-2022, Time: 18:29:31

#	IS#	Name	RT	Area	Confirm. Ion Area	IS Area	Std. Conc	Conc.	LOD	%Rec	Ratio (Pr...	Ratio	Ratio Fail(Y...	S/N	Noi...	IS Height	Samp. size	F2	Fla...
36	96	PFDS	8.14	8769	4116	15958	5.000	9.641	0.0049	97.6	2.36	2.13	NO	7168	33	346386	0.506	1.0	bb
37	96	PFDoS	8.77	6211	2856	15958	5.008	8.289	0.0024	83.7	2.24	2.17	NO	9080	13	346386	0.506	1.0	bb
38	97	4:2 FTS	4.82	13898	31520	28041	20.000	41.549	0.0061	105.1	0.43	0.44	NO	210...	21	852292	0.506	1.0	db
39	98	6:2 FTS	5.73	8955	19649	18381	18.000	37.258	0.0154	104.7	0.44	0.46	NO	7405	25	364910	0.506	1.0	bb
40	99	8:2 FTS	7.25	7791	14951	25898	20.000	44.452	0.0374	112.5	0.57	0.52	NO	3604	44	526720	0.506	1.0	bd
41	100	PFOSA-I	8.69	13995		30186	0.000	9.219	0.0080					3466	71	532018	0.506	1.0	db
42	100	PFOSA-II	8.54	1264		30186	0.000	0.833	0.0080					258	71	532018	0.506	1.0	dd
43		PFOSA-SUM		15259		30186	0.000	10.052	0.0160						71	532018	0.506	1.0	
44	100	PFOSA	8.69	13995		30186	5.000	9.219	0.0080	93.3				3466	71	532018	0.506	1.0	db
45	101	N-MeFOSA-I	10.11	1957	3775	3317	0.000	10.409	0.0342		0.55	0.52	NO	947	63	97296	0.506	1.0	db
46	101	N-MeFOSA-II	9.93	123	83	3317	0.000	0.655	0.0342		1.14	1.49	NO	54	63	97296	0.506	1.0	bd
47		N-MeFOSA-SUM		2080		3317	0.000	11.064	0.0684						63	97296	0.506	1.0	
48	101	N-MeFOSA	10.11	1957	3775	3317	5.750	10.409	0.0342	91.6	0.53	0.52	NO	947	63	97296	0.506	1.0	db
49	102	N-EtFOSA-I	10.40	3487	6074	2996	0.000	19.138	0.0683		0.55	0.57	NO	838	124	89478	0.506	1.0	db
50	102	N-EtFOSA-II	10.25	694	588	2996	0.000	3.809	0.0683		1.28	1.18	NO	163	124	89478	0.506	1.0	dd
51		N-EtFOSA-SUM		4181		2996	0.000	22.947	0.1366						124	89478	0.506	1.0	
52	102	N-EtFOSA	10.40	3487	6074	2996	12.500	19.138	0.0683	77.5	0.53	0.57	NO	838	124	89478	0.506	1.0	db
53	103	MeFOSAA-I	7.52	2130	1063	11300	0.000	8.759	0.0070		2.01	2.00	NO	3725	13	252276	0.506	1.0	db
54	103	MeFOSAA-II	7.40	252	183	11300	0.000	1.038	0.0070		1.84	1.38	NO	376	13	252276	0.506	1.0	dd
55	103	MeFOSAA-III	7.40	252	183	11300	0.000	1.038	0.0070		0.29	1.38	YES	376	13	252276	0.506	1.0	dd
56		MeFOSAA-SUM		2634		11300	0.000	10.834	0.0211						13	252276	0.506	1.0	
57	103	MeFOSAA	7.52	2130	1063	11300	5.000	8.759	0.0070	88.6	1.87	2.00	NO	3725	13	252276	0.506	1.0	db
58	104	EtFOSAA-I	7.68	1945	1292	10001	0.000	10.130	0.0202		1.24	1.51	NO	1513	32	244840	0.506	1.0	db
59	104	EtFOSAA-II	7.58	112	190	10001	0.000	0.582	0.0202		0.34	0.59	YES	67	32	244840	0.506	1.0	dd
60	104	EtFOSAA-III	7.50	32	49	10001	0.000	0.168	0.0202		0.63	0.65	NO	24	32	244840	0.506	1.0	bd
61		EtFOSAA-SUM		2088		10001	0.000	10.880	0.0607						32	244840	0.506	1.0	
62	104	EtFOSAA	7.68	1945	1292	10001	5.000	10.130	0.0202	102.5	1.09	1.51	NO	1513	32	244840	0.506	1.0	db
63	105	N-MeFOSE-I	9.99	139766		277661	0.000	90.252	0.0379					7261	549	7790269	0.506	1.0	bb
64	105	N-MeFOSE-II	9.85	11218		277661	0.000	7.244	0.0379					504	549	7790269	0.506	1.0	db
65	105	N-MeFOSE-III	9.78	6893		277661	0.000	4.451	0.0379					239	549	7790269	0.506	1.0	bd
66		N-MeFOSE-SUM		157877		277661	0.000	101.946	0.1136						549	7790269	0.506	1.0	
67	105	N-MeFOSE	9.99	139766		277661	50.000	90.252	0.0379	91.3				7261	549	7790269	0.506	1.0	bb
68	106	N-EtFOSE-I	10.29	82746		229505	0.000	59.891	0.0437					3997	621	7082643	0.506	1.0	db
69	106	N-EtFOSE-II	10.17	15282		229505	0.000	11.061	0.0437					596	621	7082643	0.506	1.0	dd
70	106	N-EtFOSE-III	10.11	20957		229505	0.000	15.168	0.0437					662	621	7082643	0.506	1.0	dd

PV by TCH, SV by BRA 14-Jan-22, Conc. & LOD unit = ng for Inst QC, ng/mL for SPM, ng/L for samples

Quantify Sample Report **MassLynx MassLynx V4.1 SCN909**
SGS Axys Analytical Services, Ltd.

Dataset: G:\Masslynx\Inst_L\PFAS\quanfile\FC2L_009-b.qld

Last Altered: Wednesday, January 12, 2022 10:02:34 Pacific Standard Time
Printed: Friday, January 14, 2022 10:19:31 Pacific Standard Time

ID: WG79609-104,i, MS, Name: FC2L_009S29, Description: 1,WG79609,2/4000uL, Date: 11-Jan-2022, Time: 18:29:31

#	IS#	Name	RT	Area	Confirm. Ion Area	IS Area	Std. Conc	Conc.	LOD	%Rec	Ratio (Pr...	Ratio	Ratio Fail(Y...	S/N	Noi...	IS Height	Samp. size	F2	Fla...
71		N-EtFOSE-SUM		118985		229505	0.000	86.119	0.1310						621	7082643	0.506	1.0	
72	106	N-EtFOSE	10.29	82746		229505	37.500	59.891	0.0437	80.8				3997	621	7082643	0.506	1.0	db
73	107	HFPO-DA	5.08	20731	7524	42971	19.000	34.892	0.0060	92.9	2.87	2.76	NO	164...	37	1338816	0.506	1.0	bb
74	107	ADONA	5.55	145093	135292	42971	20.000	38.044	0.0026	96.2	1.08	1.07	NO	294...	103	1338816	0.506	1.0	bb
75	107	9Cl-PF3ONS	7.78	37924	12217	42971	20.038	35.076	0.0079	88.6	3.20	3.10	NO	107...	89	1338816	0.506	1.0	bb
76	107	11Cl-PF3OUdS	8.31	18877	5991	42971	20.032	32.323	0.0124	81.6	3.13	3.15	NO	5851	75	1338816	0.506	1.0	bb
77	85	3:3 FTCA	3.50	3143	1529	42496	20.000	35.277	0.6559	89.2	1.75	2.06	NO	64	505	1101349	0.506	1.0	bb
78	86	5:3 FTCA	5.17	47162	37016	24238	125.000	223.491	0.1475	90.5	1.20	1.27	NO	3587	322	751777	0.506	1.0	bb
79	86	7:3 FTCA	6.57	23557	20404	24238	125.000	191.315	0.1963	77.4	0.71	1.15	YES	1077	250	751777	0.506	1.0	bb
80	86	PFEESA	5.09	34761	4041	24238	5.000	8.976	0.0078	90.8	9.28	8.60	NO	3139	311	751777	0.506	1.0	bb
81	85	PFMPA	2.46	42540		42496	10.000	21.655	0.0521	109.6				416	885	1101349	0.506	1.0	bb
82	85	PFMBA	4.54	25818		42496	5.000	9.873	0.0063	99.9				4475	142	1101349	0.506	1.0	bb
83	86	NFDHA	4.87	659	413	24238	10.000	12.393	0.0502	62.7	0.94	1.59	YES	804	28	751777	0.506	1.0	bb
84	108	13C4-PFBA	1.51	130198		62528	40.000	72.076	0.0083	91.2				255...	72	894973	0.506	1.0	bb
85	109	13C5-PFPeA	4.25	42496		33788	20.000	30.241	0.3730	76.5				220	5008	968493	0.506	1.0	dd
86	109	13C5-PFHxA	4.93	24238	860	33788	10.000	20.274	0.0074	102.6	23.32	28.20	NO	8877	85	968493	0.506	1.0	bb
87	110	13C4-PFHpA	5.36	28128		9159	10.000	18.304	0.0035	92.6				234...	31	161359	0.506	1.0	bb
88	110	13C8-PFOA	5.96	28566		9159	10.000	16.538	0.0029	83.7				172...	29	161359	0.506	1.0	bb
89	111	13C9-PFNA	6.81	14609		14433	5.000	8.719	0.0045	88.2				5644	43	247994	0.506	1.0	bb
90	112	13C6-PFDA	7.44	14575		14833	5.000	9.650	0.0030	97.6				9771	33	322505	0.506	1.0	dd
91	112	13C7-PFUnA	7.81	14982		14833	5.000	9.140	0.0032	92.5				105...	38	322505	0.506	1.0	bb
92	112	13C2-PFDoA	8.06	12527		14833	5.000	8.878	0.0015	89.8				221...	15	322505	0.506	1.0	bb
93	112	13C2-PFTeDA	8.63	9101		14833	5.000	7.354	0.0144	74.4				1430	129	322505	0.506	1.0	bb
94	113	13C3-PFBS	4.86	19841	5952	17732	10.030	17.786	0.0770	89.7	2.73	3.33	NO	1121	471	291791	0.506	1.0	bb
95	113	13C3-PFHxS	6.02	17981	7807	17732	10.015	17.668	0.0086	89.3	2.38	2.30	NO	6162	48	291791	0.506	1.0	bd
96	114	13C8-PFOS	7.52	15958	7383	18743	10.062	18.531	0.0624	93.2	2.33	2.16	NO	916	378	395788	0.506	1.0	bd
97	115	13C2-4:2 FTS	4.82	28041	16703	22729	20.168	44.546	0.1083	111.8	1.62	1.68	NO	1805	472	472215	0.506	1.0	dd
98	115	13C2-6:2 FTS	5.73	18381	8571	22729	19.998	35.191	0.0284	89.0	1.88	2.14	NO	3552	103	472215	0.506	1.0	bb
99	115	13C2-8:2 FTS	7.24	25898	8397	22729	20.040	31.339	0.0315	79.1	3.76	3.08	NO	2918	180	472215	0.506	1.0	bb
1...	114	13C8-PFOSA	8.69	30186		18743	10.000	17.518	0.0047	88.6				9272	57	395788	0.506	1.0	db
1...	114	D3-N-MeFOSA	10.11	3317		18743	10.000	12.566	0.0412	63.6				1270	77	395788	0.506	1.0	db
1...	114	D5-N-EtFOSA	10.39	2996		18743	10.000	11.328	0.0150	57.3				3206	28	395788	0.506	1.0	bb
1...	115	D3-MeFOSAA	7.52	11300		22729	20.000	20.577	0.0221	52.1				2997	84	472215	0.506	1.0	bd
1...	115	D5-EtFOSAA	7.67	10001		22729	20.000	22.186	0.0042	56.1				186...	13	472215	0.506	1.0	bb
1...	114	D7-N-MeFOSE	9.97	277661		18743	100.000	158.184	0.0415	80.0				152...	512	395788	0.506	1.0	bb

PV by TCH, SV by BRA 14-Jan-22, Conc. & LOD unit = ng for Inst QC, ng/mL for SPM, ng/L for samples

Quantify Sample Report **MassLynx MassLynx V4.1 SCN909**
SGS Axys Analytical Services, Ltd.

Dataset: G:\Masslynx\Inst_L\PFAS\quanfile\FC2L_009-b.qld

Last Altered: Wednesday, January 12, 2022 10:02:34 Pacific Standard Time
Printed: Friday, January 14, 2022 10:19:31 Pacific Standard Time

ID: WG79609-104,i, MS, Name: FC2L_009S29, Description: 1,WG79609,2/4000uL, Date: 11-Jan-2022, Time: 18:29:31

#	IS#	Name	RT	Area	Confirm. Ion Area	IS Area	Std. Conc	Conc.	LOD	%Rec	Ratio (Pr...	Ratio	Ratio Fail(Y...	S/N	Noi...	IS Height	Samp. size	F2	Fla...
1...	114	D9-N-EtFOSE	10.27	229505		18743	100.000	101.081	0.0271	51.1				163...	433	395788	0.506	1.0	bb
1...	109	13C3-HFPO-DA	5.08	42971	14920	33788	40.000	77.041	0.0084	97.4	2.64	2.88	NO	300...	45	968493	0.506	1.0	bb
1...		13C3-PFBA	1.51	62528			20.000	25.104	0.0252	63.5				2992	299		0.506	1.0	db
1...		13C2-PFHxA	4.93	33788	1054		10.000	12.221	0.0033	61.8	35.50	32.07	NO	109...	88		0.506	1.0	bb
110		13C4-PFOA	5.97	9159			10.000	13.788	0.0086	69.8				4824	33		0.506	1.0	bb
111		13C5-PFNA	6.81	14433			5.000	6.166	0.0035	62.4				5319	47		0.506	1.0	bb
112		13C2-PFDA	7.44	14833			5.000	5.680	0.0012	57.5				141...	23		0.506	1.0	bb
113		18O2-PFHxS	6.02	17732			10.050	12.326	0.0036	62.1				102...	28		0.506	1.0	bb
114		13C4-PFOS	7.52	18743	8826		10.150	11.999	0.0355	59.8	2.17	2.12	NO	1014	390		0.506	1.0	bd
115		13C2-D4-6:2 F...	5.72	22729	7939		20.000	70.056	0.0133	177.2	2.50	2.86	NO	157...	30		0.506	1.0	bb

PV by TCH, SV by BRA 14-Jan-22, Conc. & LOD unit = ng for Inst QC, ng/mL for SPM, ng/L for samples

Quantify Sample Report **MassLynx MassLynx V4.1 SCN909**
SGS Axys Analytical Services, Ltd.

Dataset: G:\Masslynx\Inst_L\PFAS\quanfile\FC2L_008-b.qld

Last Altered: Tuesday, January 11, 2022 20:21:00 Pacific Standard Time
Printed: Thursday, January 13, 2022 14:52:16 Pacific Standard Time

Method: G:\Masslynx\Master Methods\MassLynx SCN 909\UPLC\FC_110_UPLC_15DoD.mdb 10 Jun 2021 10:20:13
Calibration: G:\Masslynx\Inst_L\PFAS\curve\FC1L_080-A6.cdb 09 Jun 2021 14:38:41

ID: WG79609-105,, MSD, Name: FC2L_008S31, Description: 1,WG79609,2/4000uL, Date: 11-Jan-2022, Time: 03:46:57

PFBA

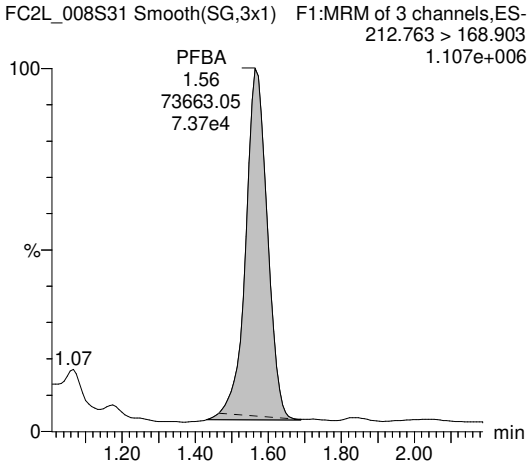

PFPeA

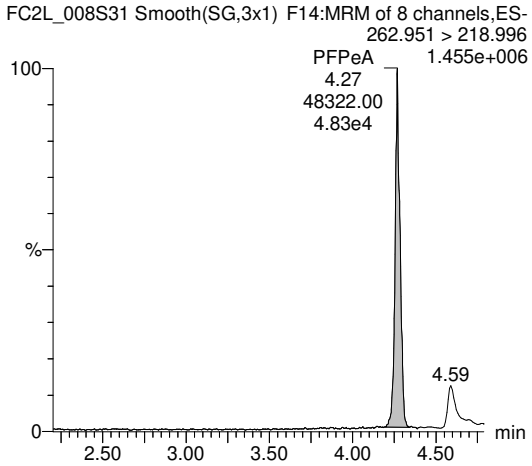

PFHxA

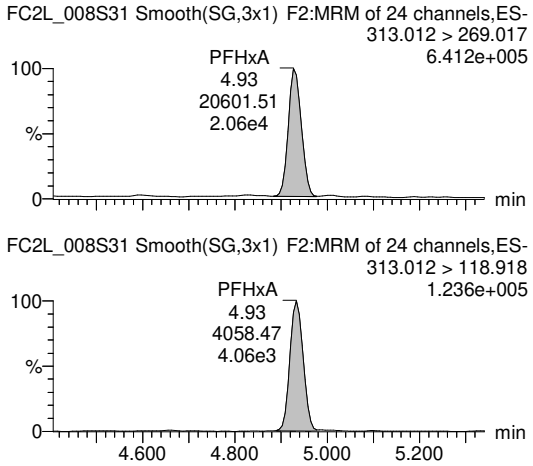

PFHpA

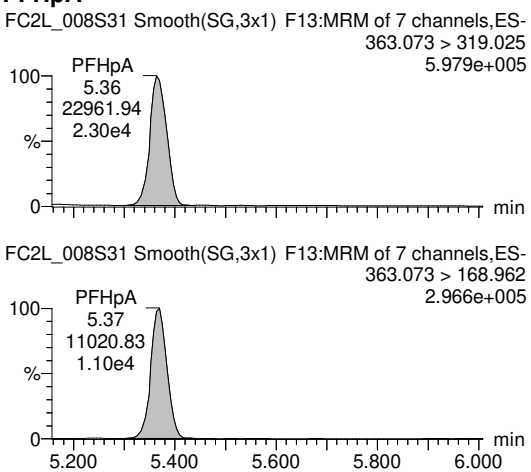

PFOA-I

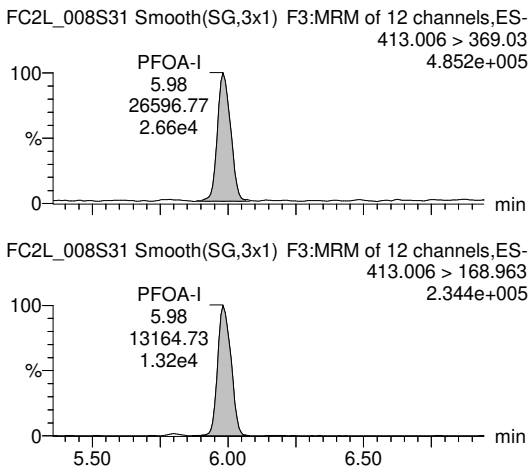

PFOA-II

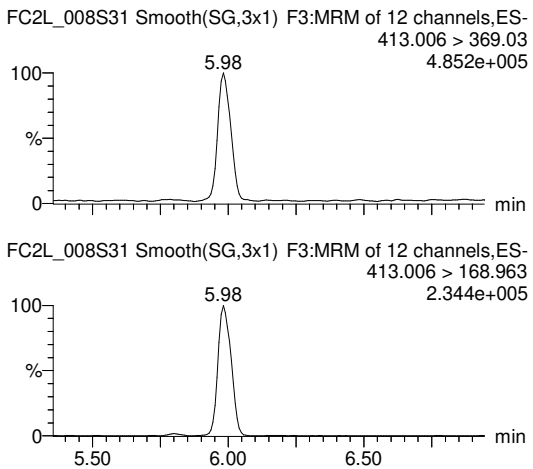

PV by TCH, SV by BRA 13-Jan-22, Conc. & LOD unit = ng for Inst QC, ng/mL for SPM, ng/L for samples

Quantify Sample Report **MassLynx MassLynx V4.1 SCN909**
SGS Axys Analytical Services, Ltd.

Dataset: G:\Masslynx\Inst_L\PFAS\quanfile\FC2L_008-b.qld

Last Altered: Tuesday, January 11, 2022 20:21:00 Pacific Standard Time
Printed: Thursday, January 13, 2022 14:52:16 Pacific Standard Time

ID: WG79609-105,, MSD, Name: FC2L_008S31, Description: 1,WG79609,2/4000uL, Date: 11-Jan-2022, Time: 03:46:57

PFOA-III

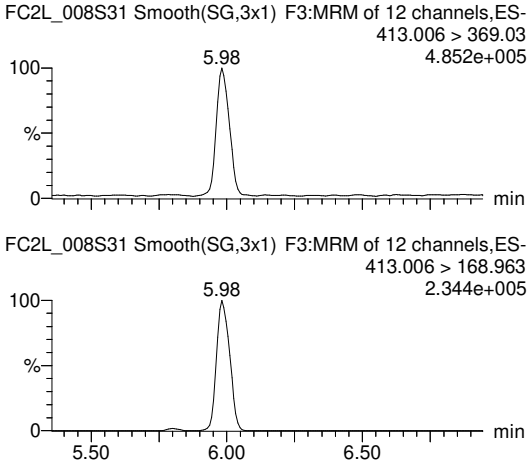

PFOA-IV

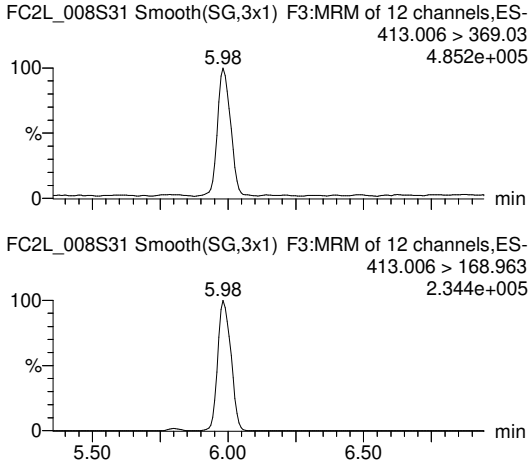

PFOA-SUM

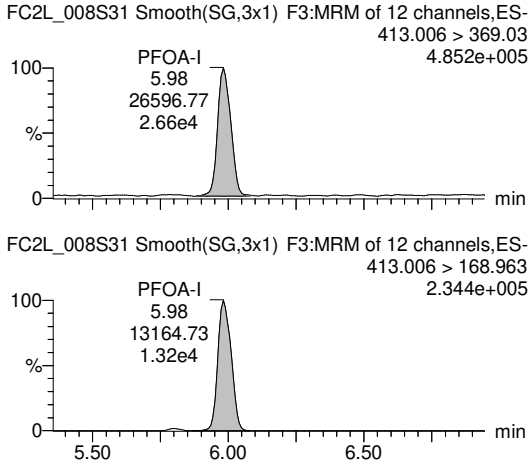

PFOA

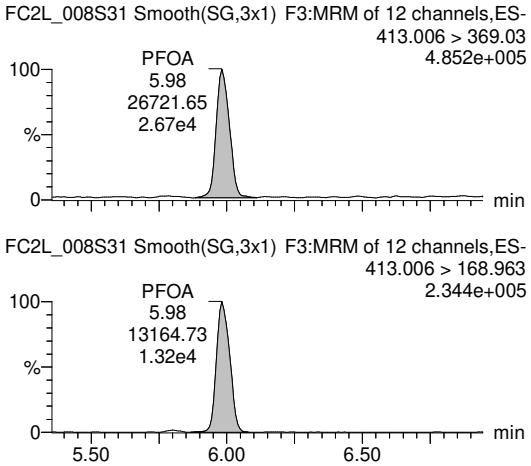

PFNA-I

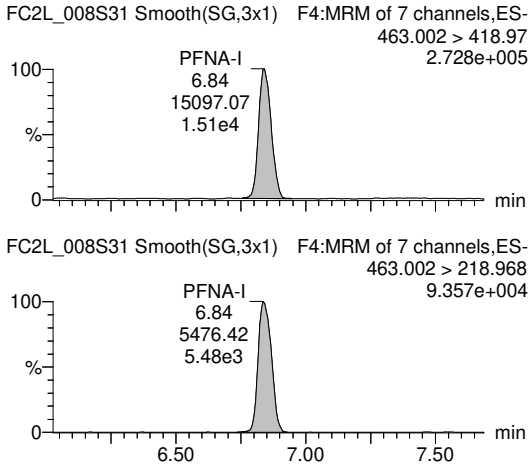

PFNA-II

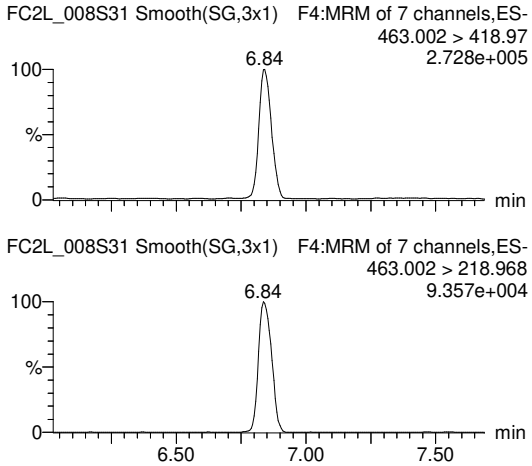

PV by TCH, SV by BRA 13-Jan-22, Conc. & LOD unit = ng for Inst QC, ng/mL for SPM, ng/L for samples

Quantify Sample Report **MassLynx MassLynx V4.1 SCN909**
SGS Axys Analytical Services, Ltd.

Dataset: G:\Masslynx\Inst_L\PFAS\quanfile\FC2L_008-b.qld

Last Altered: Tuesday, January 11, 2022 20:21:00 Pacific Standard Time
Printed: Thursday, January 13, 2022 14:52:16 Pacific Standard Time

ID: WG79609-105,, MSD, Name: FC2L_008S31, Description: 1,WG79609,2/4000uL, Date: 11-Jan-2022, Time: 03:46:57

PFNA-III

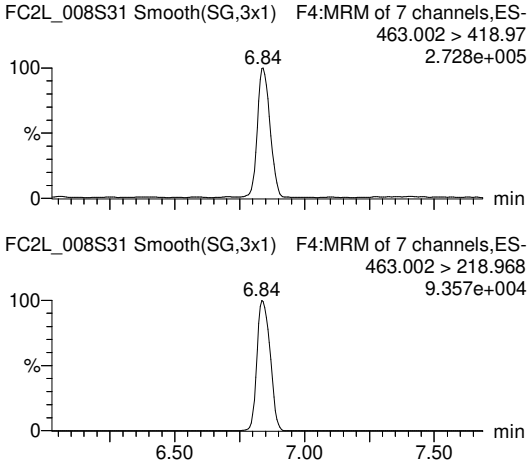

PFNA-SUM

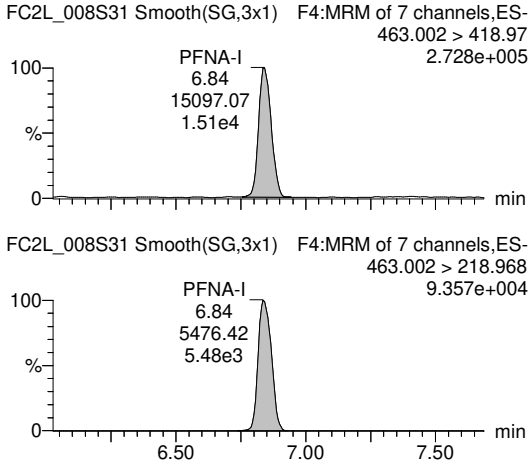

PFNA

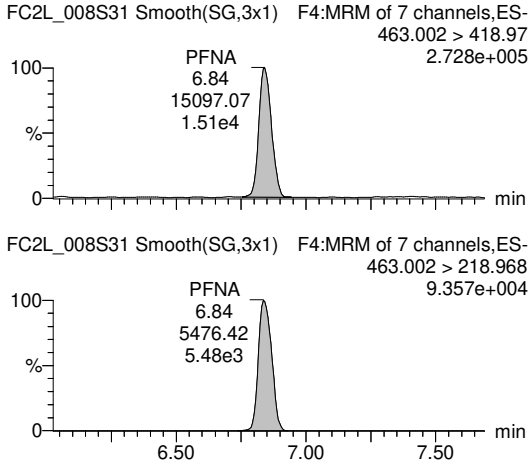

PFDA

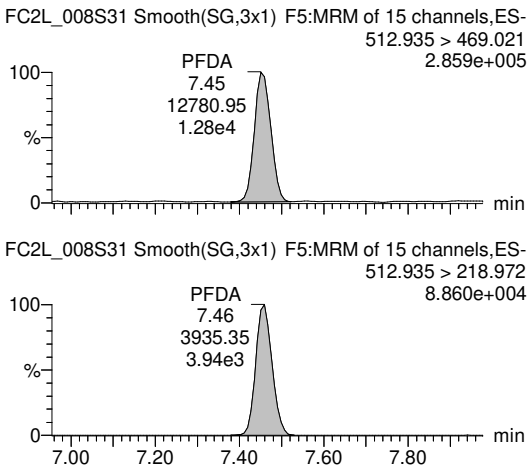

PFUnA

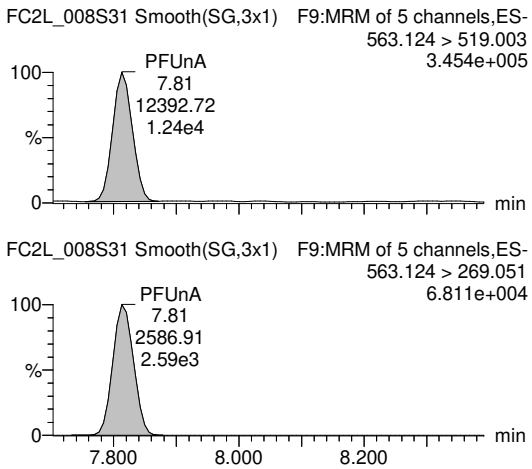

PFDoA

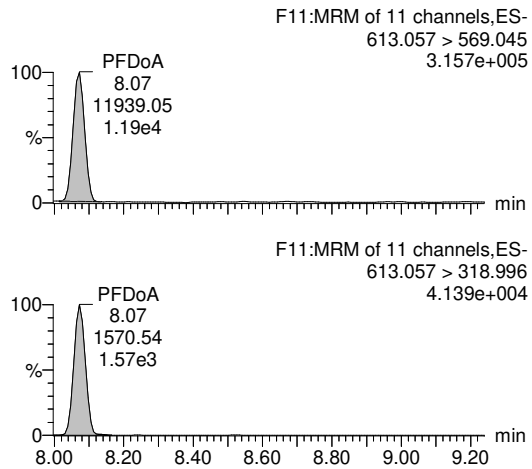

PV by TCH, SV by BRA 13-Jan-22, Conc. & LOD unit = ng for Inst QC, ng/mL for SPM, ng/L for samples

Quantify Sample Report **MassLynx MassLynx V4.1 SCN909**
SGS Axys Analytical Services, Ltd.

Dataset: G:\Masslynx\Inst_L\PFAS\quanfile\FC2L_008-b.qld

Last Altered: Tuesday, January 11, 2022 20:21:00 Pacific Standard Time
Printed: Thursday, January 13, 2022 14:52:16 Pacific Standard Time

ID: WG79609-105,, MSD, Name: FC2L_008S31, Description: 1,WG79609,2/4000uL, Date: 11-Jan-2022, Time: 03:46:57

PFTrDA

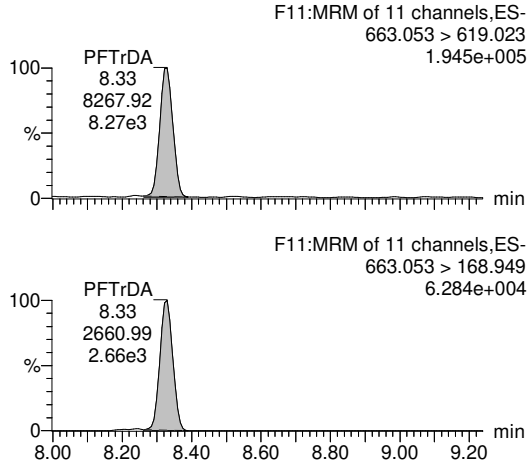

PFTeDA

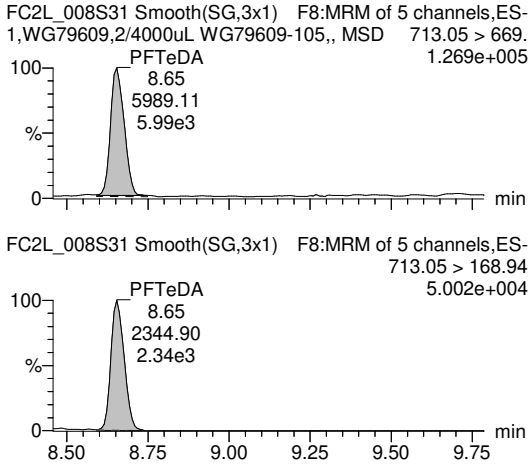

PFBS

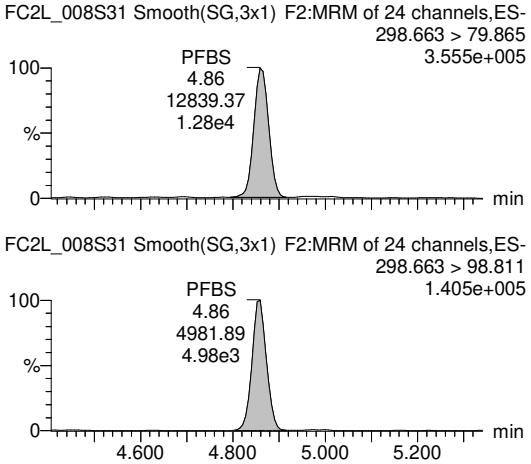

PFPeS

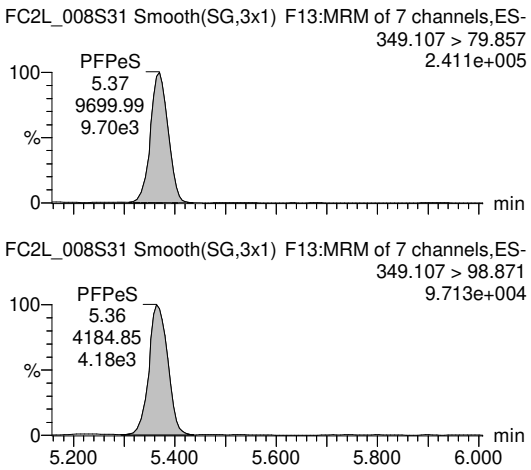

PFHxS-I

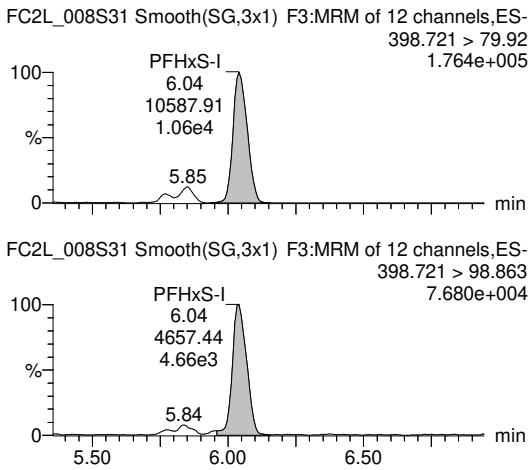

PFHxS-II

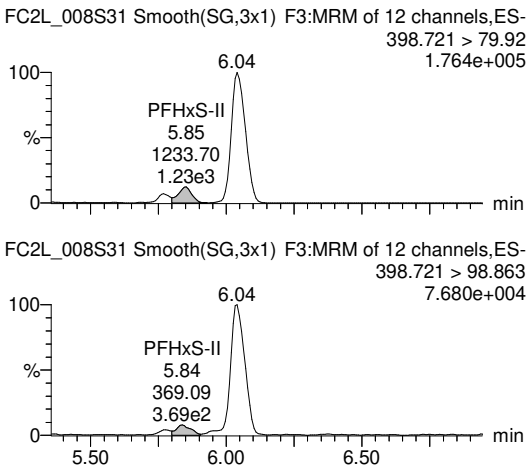

PV by TCH, SV by BRA 13-Jan-22, Conc. & LOD unit = ng for Inst QC, ng/mL for SPM, ng/L for samples

Quantify Sample Report **MassLynx MassLynx V4.1 SCN909**
SGS Axys Analytical Services, Ltd.

Dataset: G:\Masslynx\Inst_L\PFAS\quanfile\FC2L_008-b.qld

Last Altered: Tuesday, January 11, 2022 20:21:00 Pacific Standard Time
Printed: Thursday, January 13, 2022 14:52:16 Pacific Standard Time

ID: WG79609-105,, MSD, Name: FC2L_008S31, Description: 1,WG79609,2/4000uL, Date: 11-Jan-2022, Time: 03:46:57

PFHxS-III

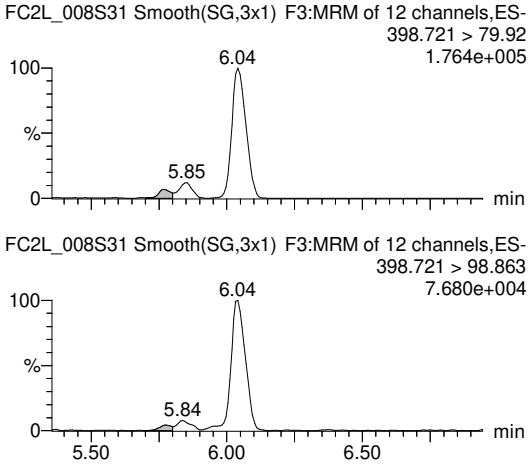

PFHxS-SUM

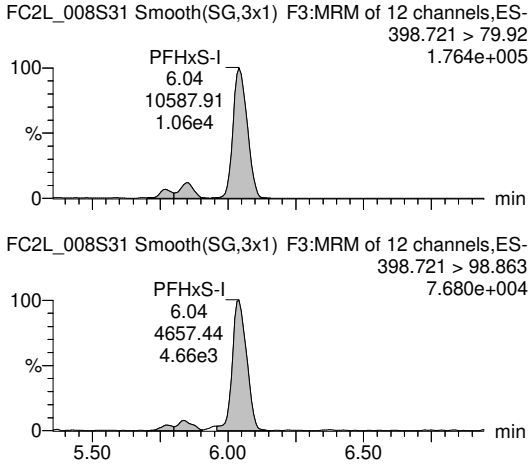

PFHxS

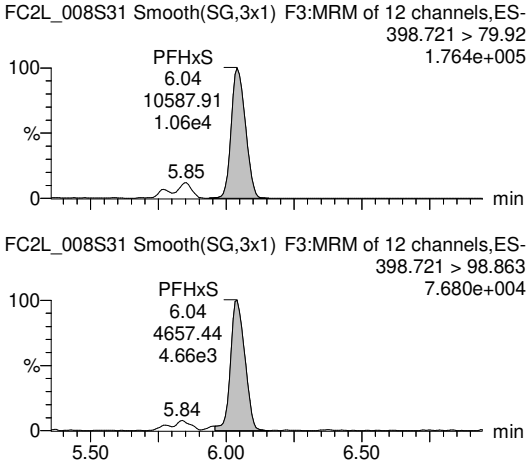

PFHpS

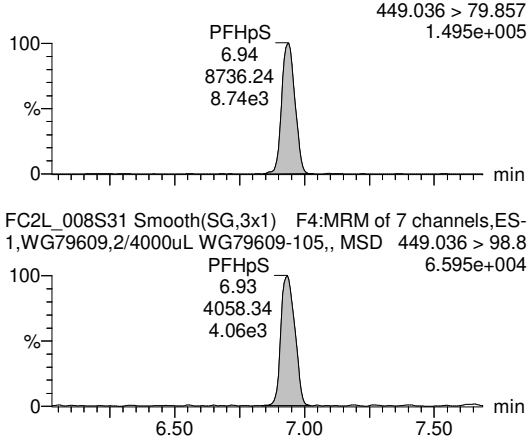

PFOS-I

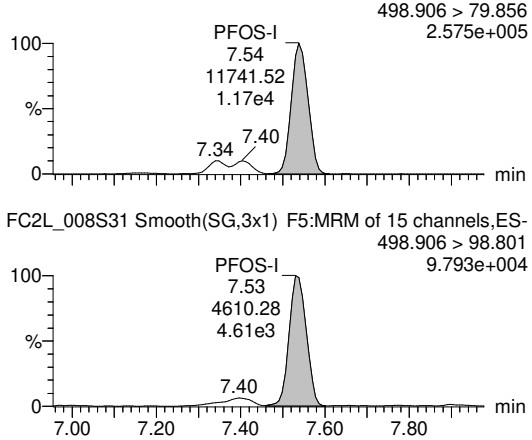

PFOS-II

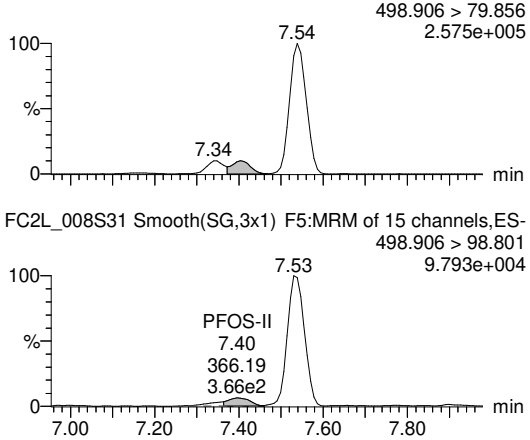

PV by TCH, SV by BRA 13-Jan-22, Conc. & LOD unit = ng for Inst QC, ng/mL for SPM, ng/L for samples

Quantify Sample Report **MassLynx MassLynx V4.1 SCN909**
SGS Axys Analytical Services, Ltd.

Dataset: G:\Masslynx\Inst_L\PFAS\quanfile\FC2L_008-b.qld

Last Altered: Tuesday, January 11, 2022 20:21:00 Pacific Standard Time
Printed: Thursday, January 13, 2022 14:52:16 Pacific Standard Time

ID: WG79609-105,, MSD, Name: FC2L_008S31, Description: 1,WG79609,2/4000uL, Date: 11-Jan-2022, Time: 03:46:57

PFOS-III

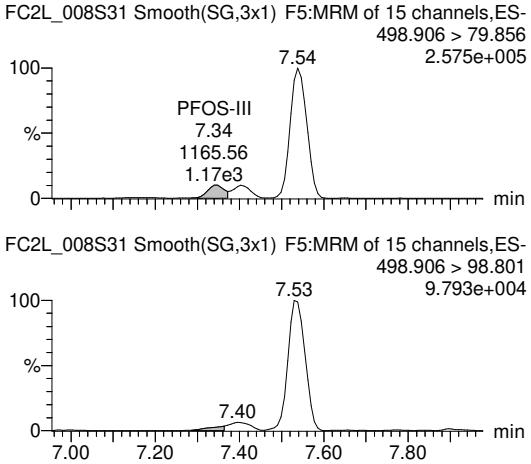

PFOS-IV

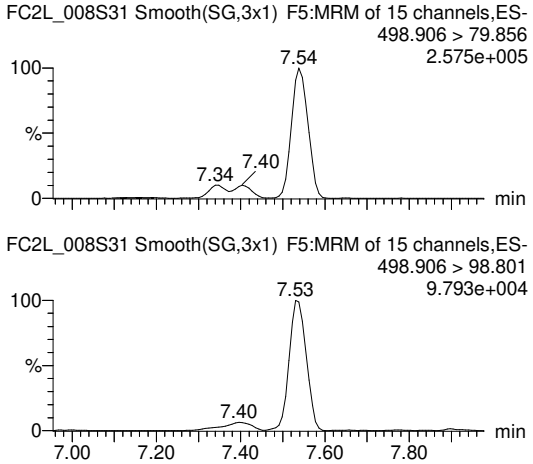

PFOS-SUM

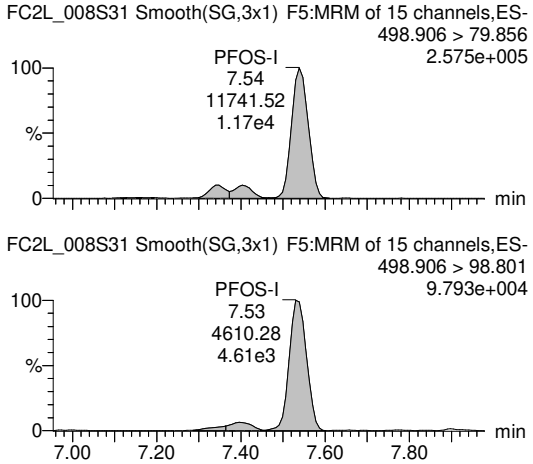

PFOS

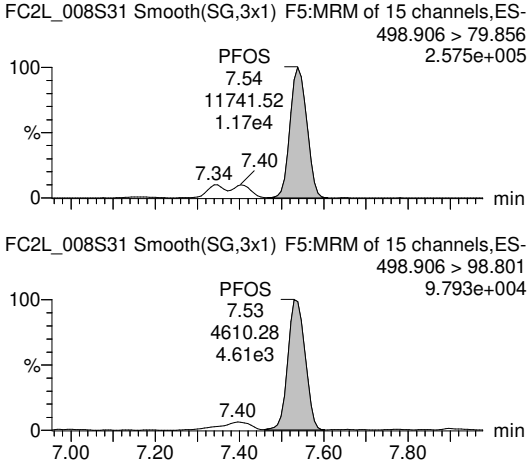

PFNS

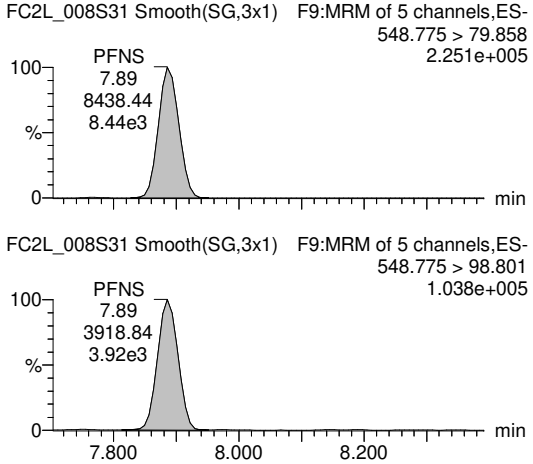

PFDS

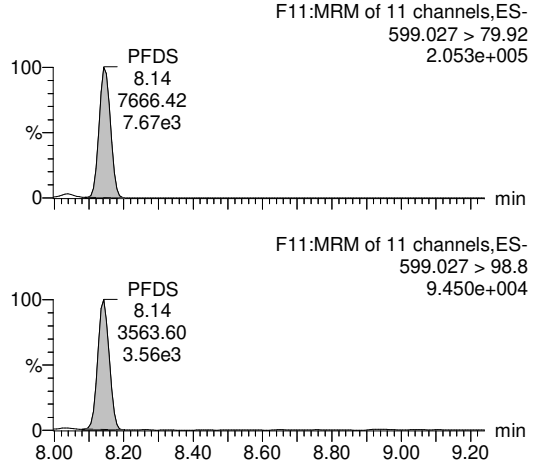

PV by TCH, SV by BRA 13-Jan-22, Conc. & LOD unit = ng for Inst QC, ng/mL for SPM, ng/L for samples

Quantify Sample Report **MassLynx MassLynx V4.1 SCN909**
SGS Axys Analytical Services, Ltd.

Dataset: G:\Masslynx\Inst_L\PFAS\quanfile\FC2L_008-b.qld

Last Altered: Tuesday, January 11, 2022 20:21:00 Pacific Standard Time
Printed: Thursday, January 13, 2022 14:52:16 Pacific Standard Time

ID: WG79609-105,, MSD, Name: FC2L_008S31, Description: 1,WG79609,2/4000uL, Date: 11-Jan-2022, Time: 03:46:57

PFDoS

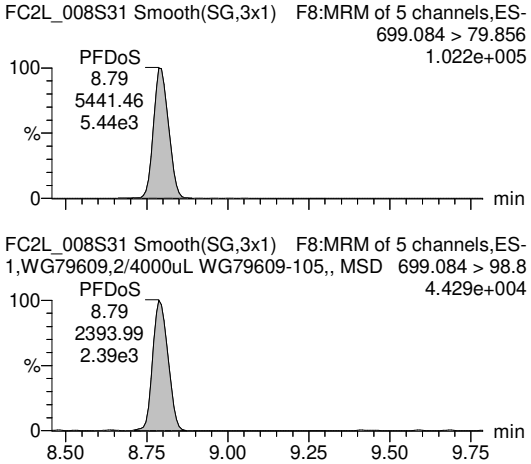

4:2 FTS

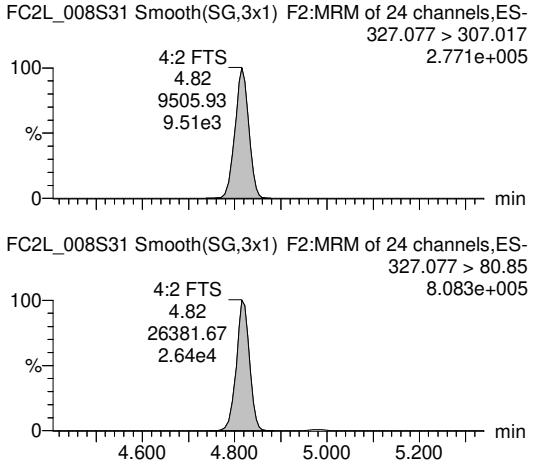

6:2 FTS

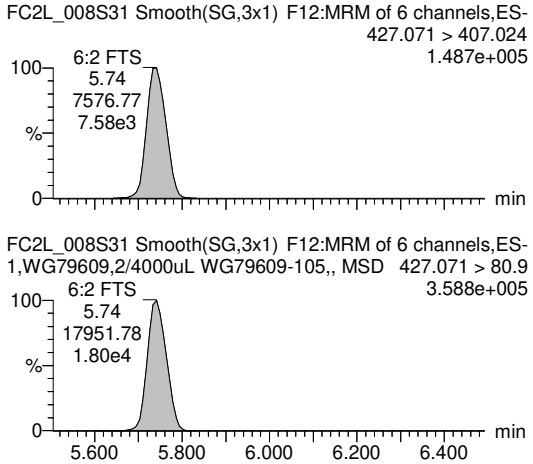

8:2 FTS

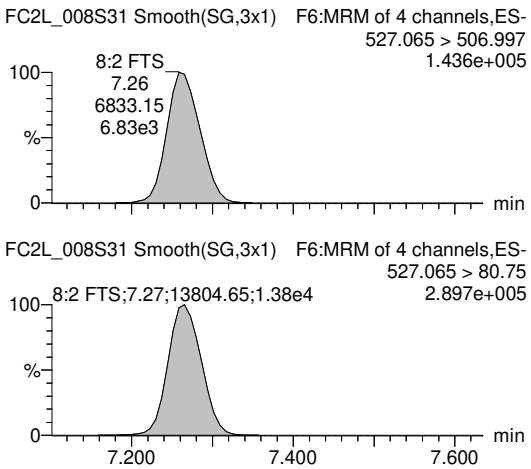

PFOSA-I

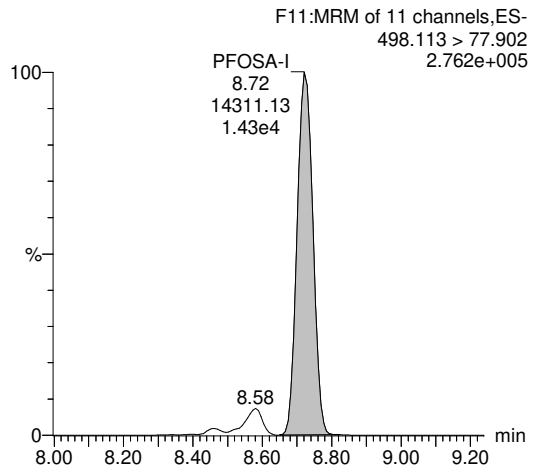

PFOSA-II

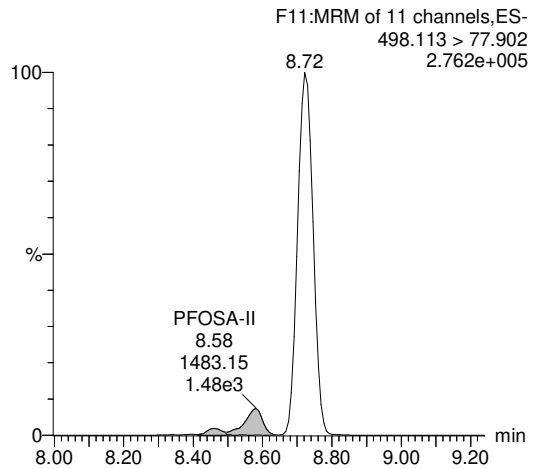

PV by TCH, SV by BRA 13-Jan-22, Conc. & LOD unit = ng for Inst QC, ng/mL for SPM, ng/L for samples

Quantify Sample Report **MassLynx MassLynx V4.1 SCN909**
SGS Axys Analytical Services, Ltd.

Dataset: G:\Masslynx\Inst_L\PFAS\quanfile\FC2L_008-b.qld

Last Altered: Tuesday, January 11, 2022 20:21:00 Pacific Standard Time
Printed: Thursday, January 13, 2022 14:52:16 Pacific Standard Time

ID: WG79609-105,, MSD, Name: FC2L_008S31, Description: 1,WG79609,2/4000uL, Date: 11-Jan-2022, Time: 03:46:57

PFOSA-SUM

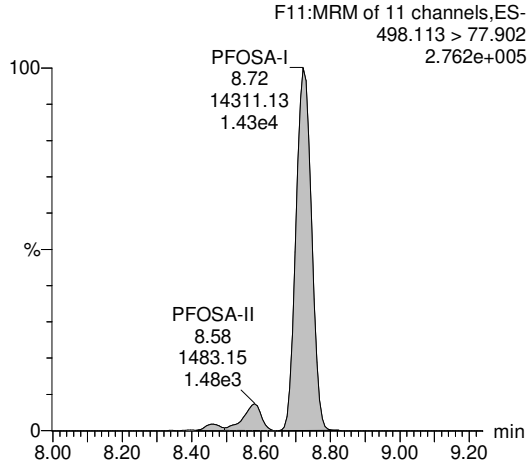

PFOSA

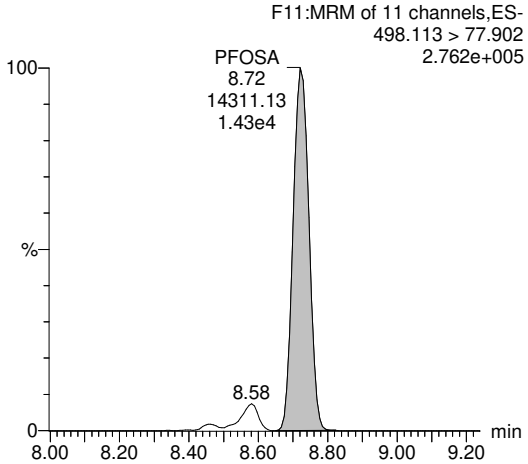

N-MeFOSA-I

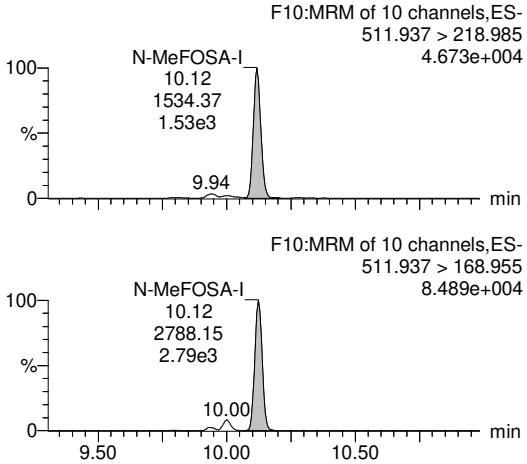

N-MeFOSA-II

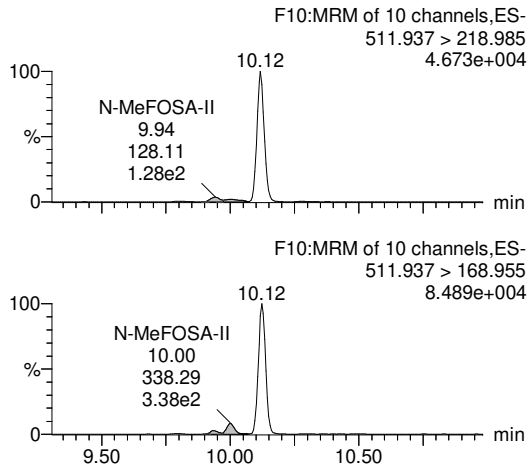

N-MeFOSA-SUM

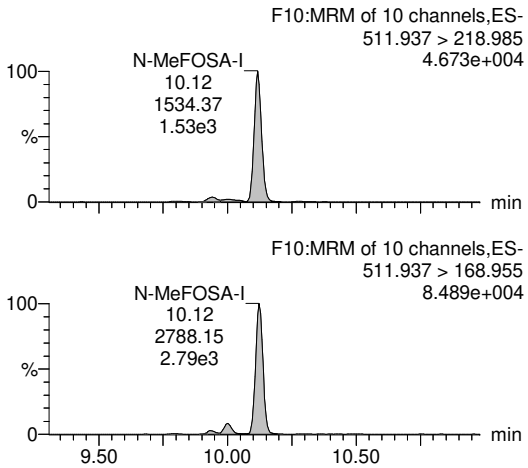

N-MeFOSA

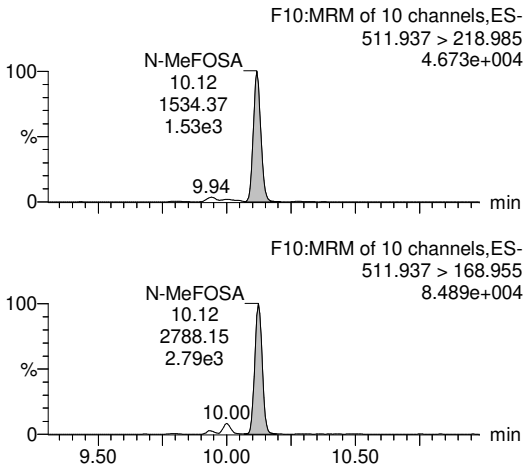

PV by TCH, SV by BRA 13-Jan-22, Conc. & LOD unit = ng for Inst QC, ng/mL for SPM, ng/L for samples

Quantify Sample Report **MassLynx MassLynx V4.1 SCN909**
SGS Axys Analytical Services, Ltd.

Dataset: G:\Masslynx\Inst_L\PFAS\quanfile\FC2L_008-b.qld

Last Altered: Tuesday, January 11, 2022 20:21:00 Pacific Standard Time
Printed: Thursday, January 13, 2022 14:52:16 Pacific Standard Time

ID: WG79609-105,, MSD, Name: FC2L_008S31, Description: 1,WG79609,2/4000uL, Date: 11-Jan-2022, Time: 03:46:57

N-EtFOSA-I

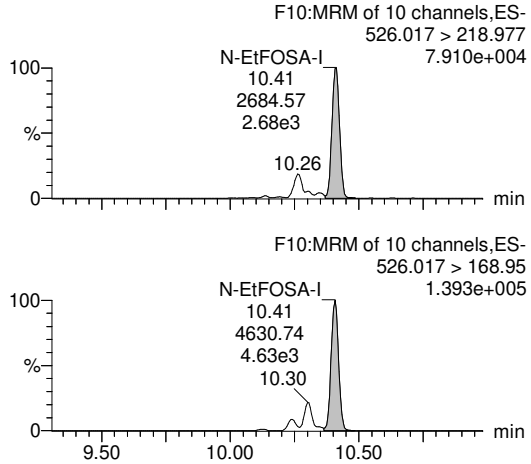

N-EtFOSA-II

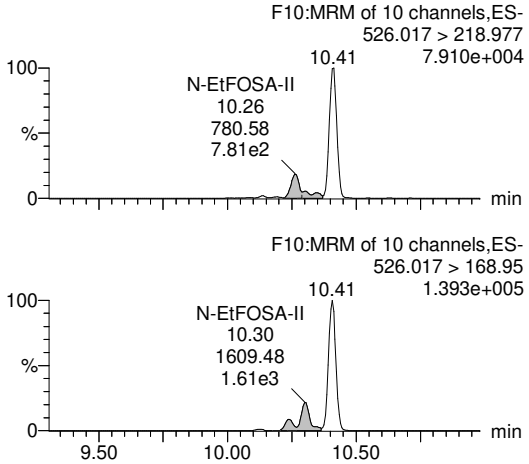

N-EtFOSA-SUM

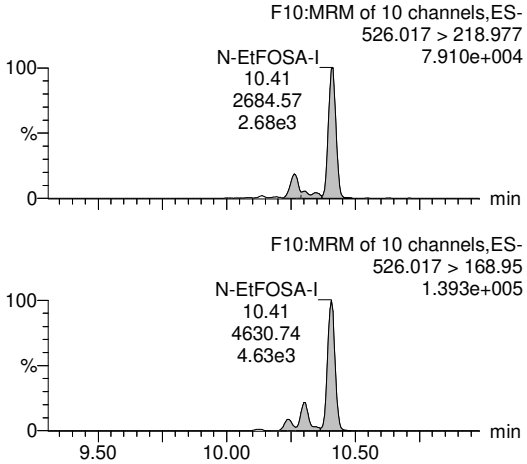

N-EtFOSA

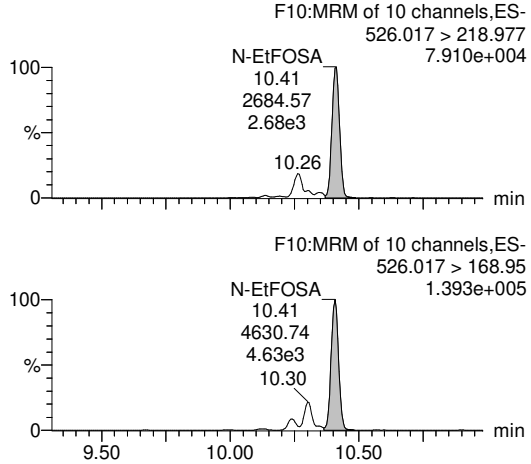

MeFOSAA-I

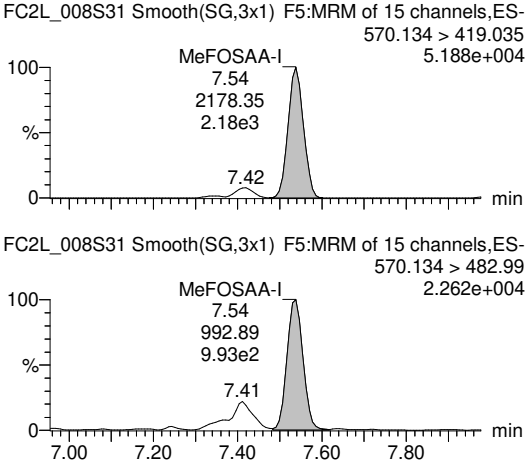

MeFOSAA-II

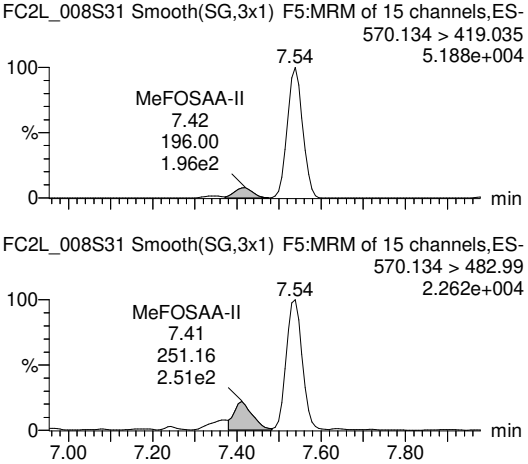

PV by TCH, SV by BRA 13-Jan-22, Conc. & LOD unit = ng for Inst QC, ng/mL for SPM, ng/L for samples

Quantify Sample Report **MassLynx MassLynx V4.1 SCN909**
SGS Axys Analytical Services, Ltd.

Dataset: G:\Masslynx\Inst_L\PFAS\quanfile\FC2L_008-b.qld

Last Altered: Tuesday, January 11, 2022 20:21:00 Pacific Standard Time
Printed: Thursday, January 13, 2022 14:52:16 Pacific Standard Time

ID: WG79609-105,, MSD, Name: FC2L_008S31, Description: 1,WG79609,2/4000uL, Date: 11-Jan-2022, Time: 03:46:57

MeFOSAA-III

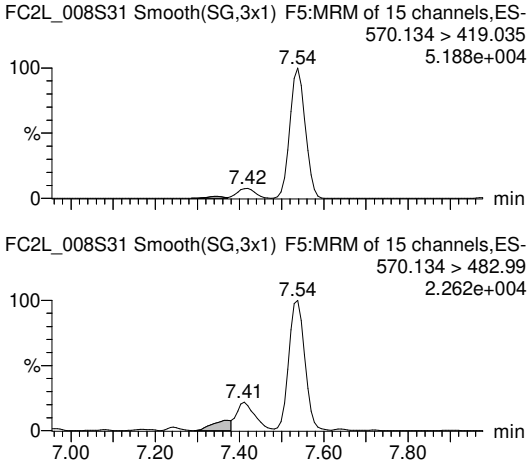

MeFOSAA-SUM

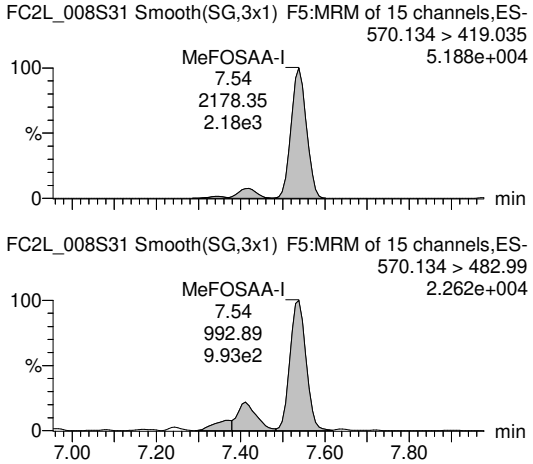

MeFOSAA

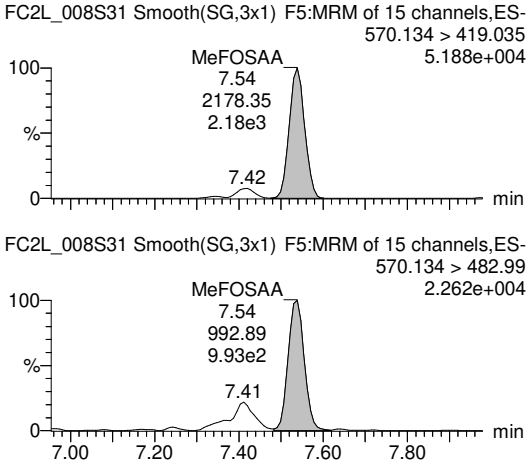

EtFOSAA-I

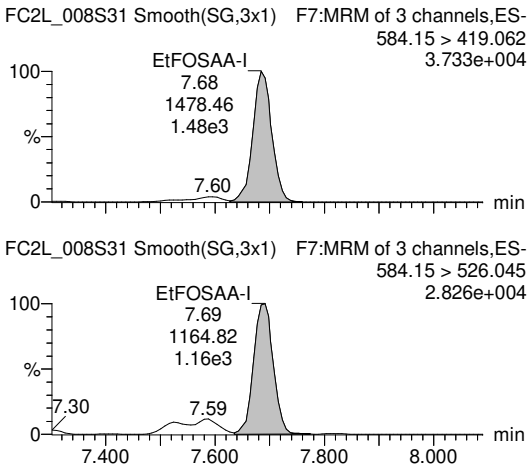

EtFOSAA-II

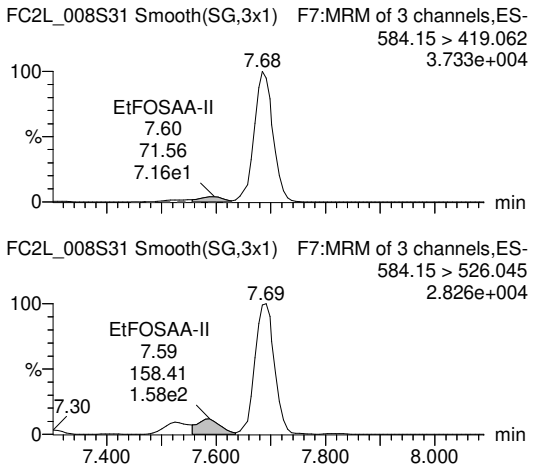

EtFOSAA-III

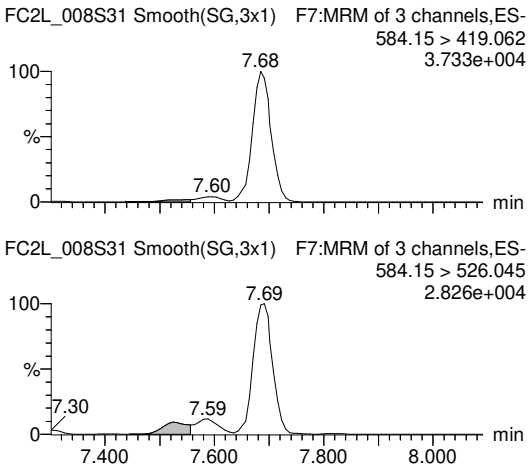

PV by TCH, SV by BRA 13-Jan-22, Conc. & LOD unit = ng for Inst QC, ng/mL for SPM, ng/L for samples

Quantify Sample Report **MassLynx MassLynx V4.1 SCN909**
SGS Axys Analytical Services, Ltd.

Dataset: G:\Masslynx\Inst_L\PFAS\quanfile\FC2L_008-b.qld

Last Altered: Tuesday, January 11, 2022 20:21:00 Pacific Standard Time
Printed: Thursday, January 13, 2022 14:52:16 Pacific Standard Time

ID: WG79609-105,, MSD, Name: FC2L_008S31, Description: 1,WG79609,2/4000uL, Date: 11-Jan-2022, Time: 03:46:57

EtFOSAA-SUM

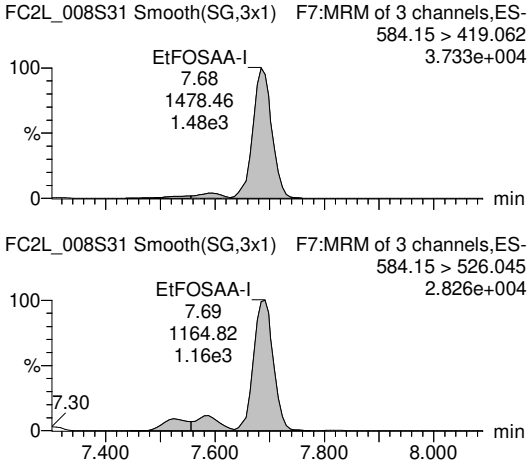

EtFOSAA

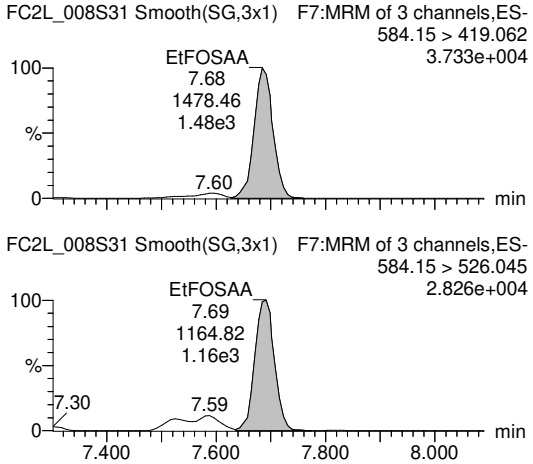

N-MeFOSE-I

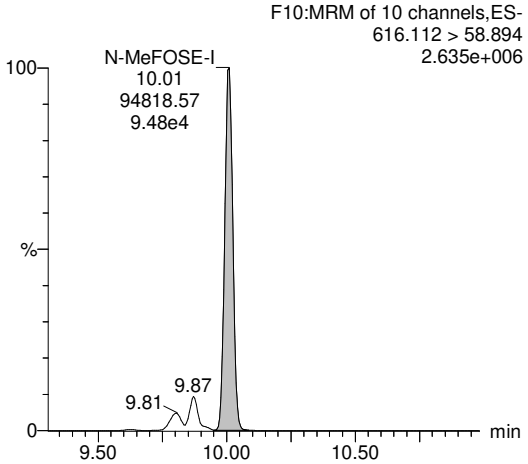

N-MeFOSE-II

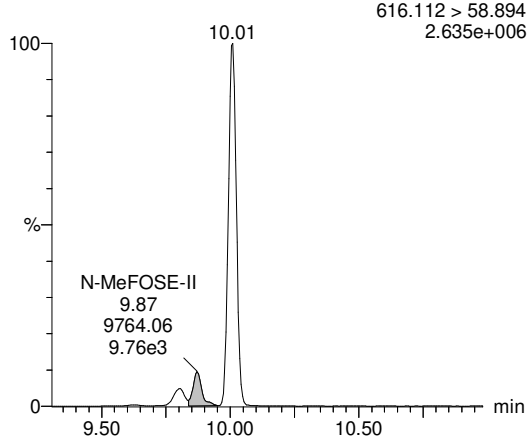

N-MeFOSE-III

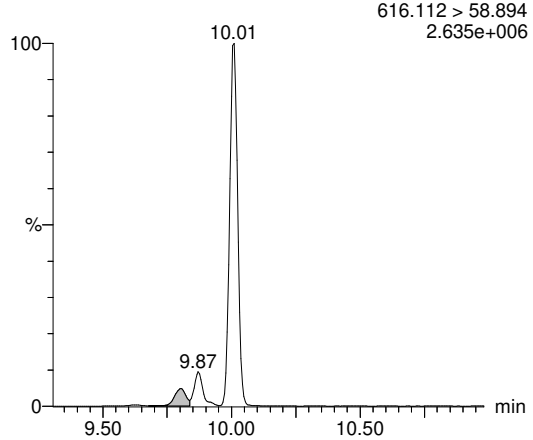

N-MeFOSE-SUM

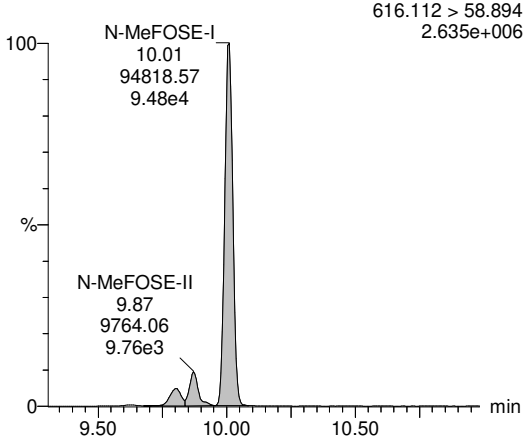

PV by TCH, SV by BRA 13-Jan-22, Conc. & LOD unit = ng for Inst QC, ng/mL for SPM, ng/L for samples

Quantify Sample Report **MassLynx MassLynx V4.1 SCN909**
SGS Axys Analytical Services, Ltd.

Dataset: G:\Masslynx\Inst_L\PFAS\quanfile\FC2L_008-b.qld

Last Altered: Tuesday, January 11, 2022 20:21:00 Pacific Standard Time
Printed: Thursday, January 13, 2022 14:52:16 Pacific Standard Time

ID: WG79609-105,, MSD, Name: FC2L_008S31, Description: 1,WG79609,2/4000uL, Date: 11-Jan-2022, Time: 03:46:57

N-MeFOSE

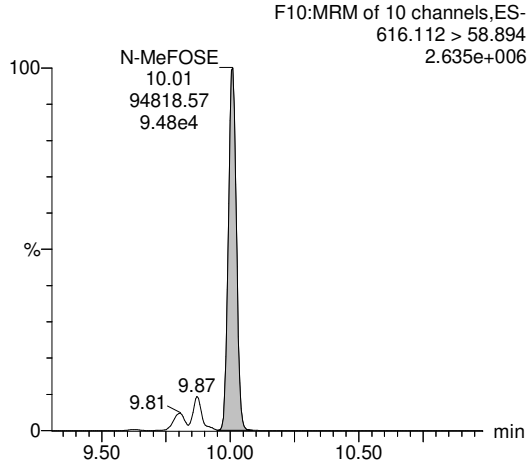

N-EtFOSE-I

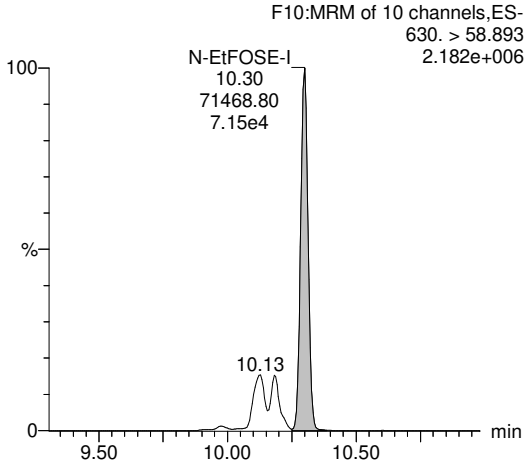

N-EtFOSE-II

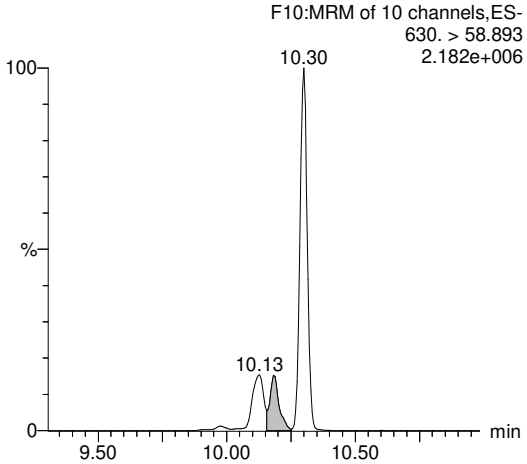

N-EtFOSE-III

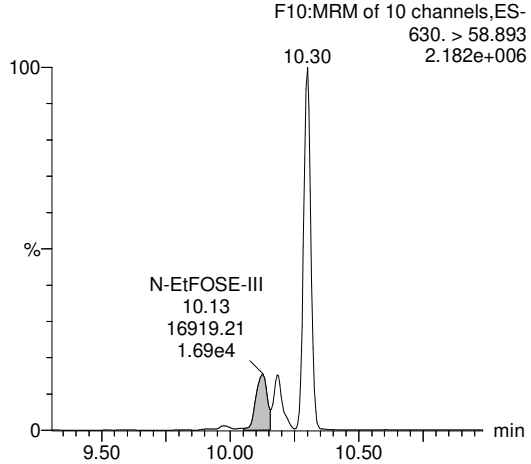

N-EtFOSE-SUM

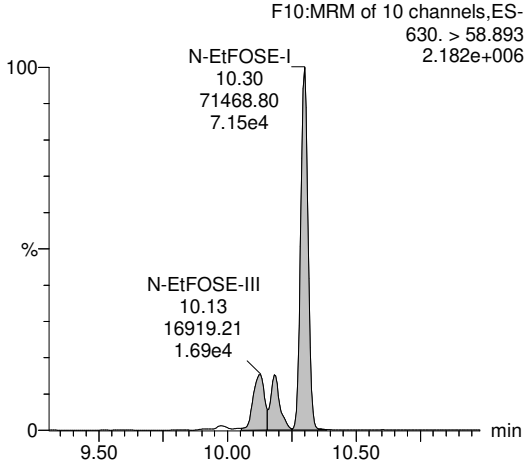

N-EtFOSE

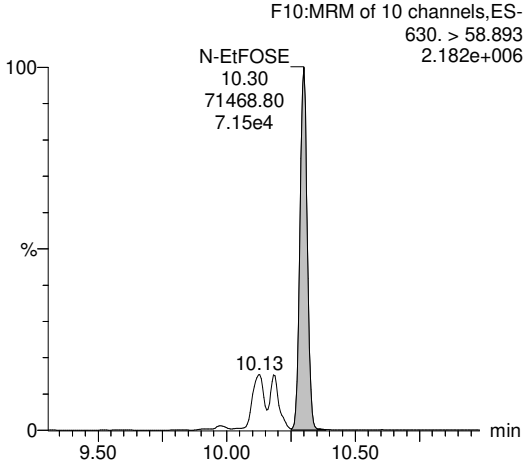

PV by TCH, SV by BRA 13-Jan-22, Conc. & LOD unit = ng for Inst QC, ng/mL for SPM, ng/L for samples

Quantify Sample Report **MassLynx MassLynx V4.1 SCN909**
SGS Axys Analytical Services, Ltd.

Dataset: G:\Masslynx\Inst_L\PFAS\quanfile\FC2L_008-b.qld

Last Altered: Tuesday, January 11, 2022 20:21:00 Pacific Standard Time
Printed: Thursday, January 13, 2022 14:52:16 Pacific Standard Time

ID: WG79609-105,, MSD, Name: FC2L_008S31, Description: 1,WG79609,2/4000uL, Date: 11-Jan-2022, Time: 03:46:57

HFPO-DA

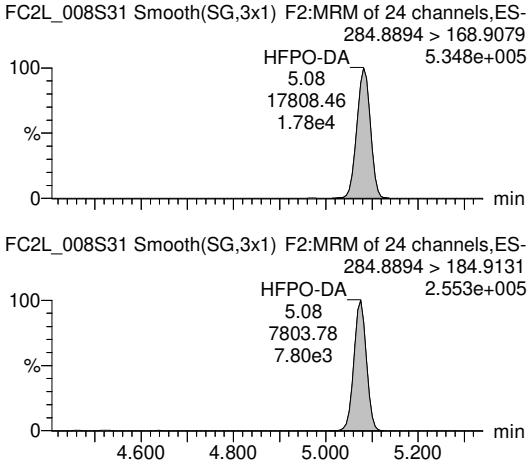

ADONA

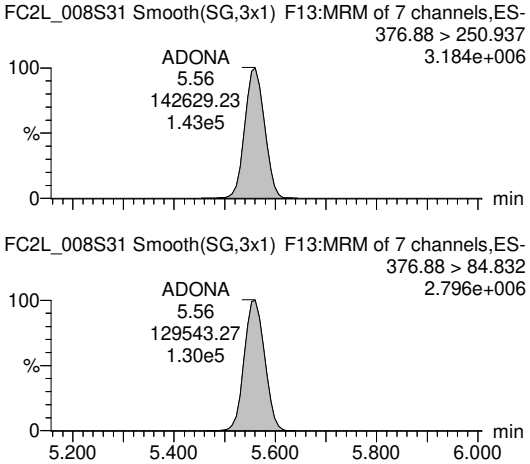

9Cl-PF3ONS

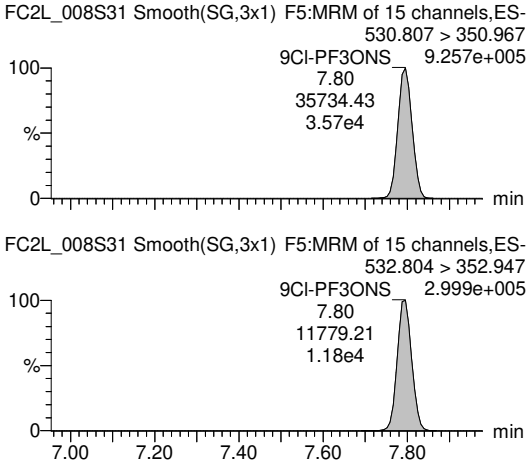

11Cl-PF3OUdS

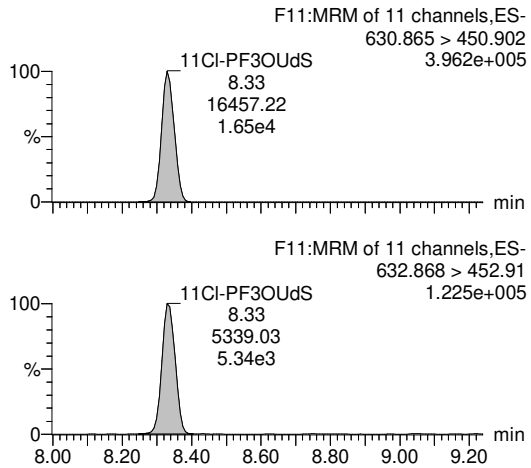

3:3 FTCA

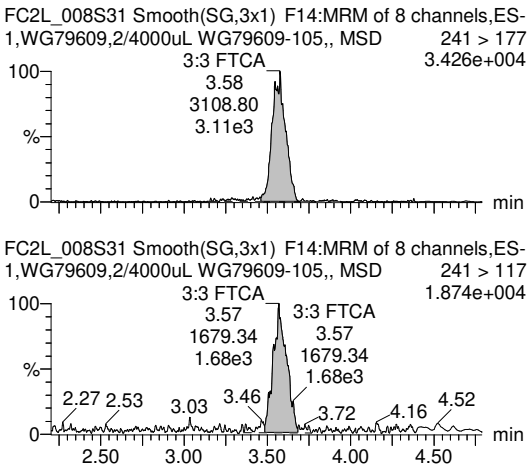

5:3 FTCA

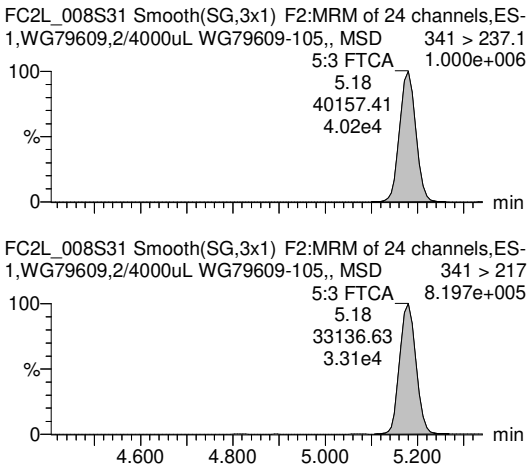

PV by TCH, SV by BRA 13-Jan-22, Conc. & LOD unit = ng for Inst QC, ng/mL for SPM, ng/L for samples

Quantify Sample Report **MassLynx MassLynx V4.1 SCN909**
SGS Axys Analytical Services, Ltd.

Dataset: G:\Masslynx\Inst_L\PFAS\quanfile\FC2L_008-b.qld

Last Altered: Tuesday, January 11, 2022 20:21:00 Pacific Standard Time
Printed: Thursday, January 13, 2022 14:52:16 Pacific Standard Time

ID: WG79609-105,, MSD, Name: FC2L_008S31, Description: 1,WG79609,2/4000uL, Date: 11-Jan-2022, Time: 03:46:57

7:3 FTCA

FC2L_008S31 Smooth(SG,3x1) F3:MRM of 12 channels,ES-
1,WG79609,2/4000uL WG79609-105,, MSD 441 > 316.9
2.775e+005

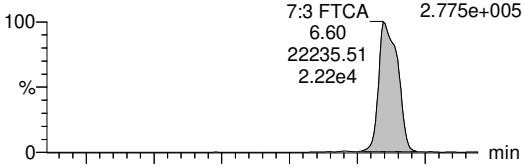

FC2L_008S31 Smooth(SG,3x1) F3:MRM of 12 channels,ES-
1,WG79609,2/4000uL WG79609-105,, MSD 441 > 336.9
4.059e+005



PFEESA

FC2L_008S31 Smooth(SG,3x1) F2:MRM of 24 channels,ES-
1,WG79609,2/4000uL WG79609-105,, MSD 314.8 > 134.9
9.110e+005

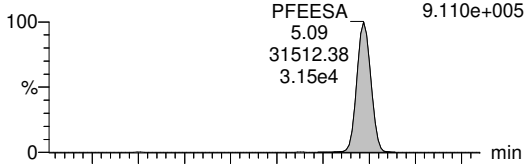

FC2L_008S31 Smooth(SG,3x1) F2:MRM of 24 channels,ES-
1,WG79609,2/4000uL WG79609-105,, MSD 314.8 > 82.9
1.026e+005

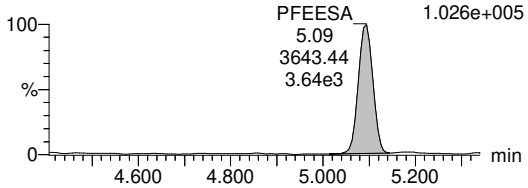

PFMPA

FC2L_008S31 Smooth(SG,5x1) F14:MRM of 8 channels,ES-
1,WG79609,2/4000uL WG79609-105,, MSD 229.013 > 84.9
3.593e+005

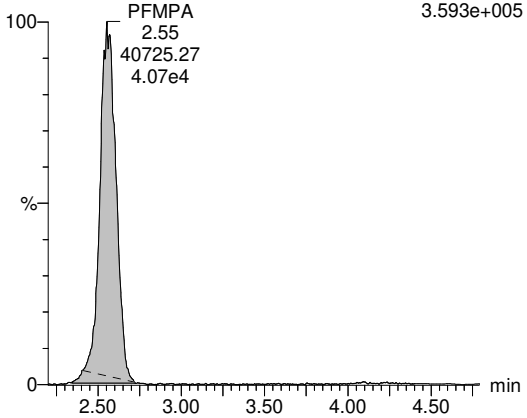

PFMBA

FC2L_008S31 Smooth(SG,3x1) F14:MRM of 8 channels,ES-
1,WG79609,2/4000uL WG79609-105,, MSD 279 > 85.1
4.321e+005

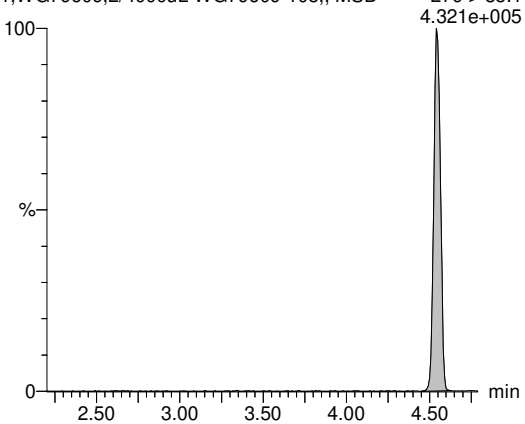

NFDHA

FC2L_008S31 Smooth(SG,3x1) F2:MRM of 24 channels,ES-
1,WG79609,2/4000uL WG79609-105,, MSD 295 > 201
1.167e+004

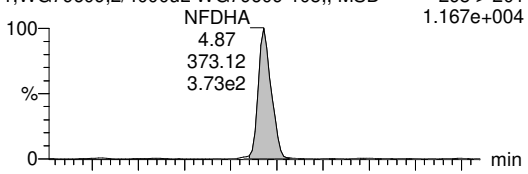

FC2L_008S31 Smooth(SG,3x1) F2:MRM of 24 channels,ES-
1,WG79609,2/4000uL WG79609-105,, MSD 295 > 84.9
1.308e+004

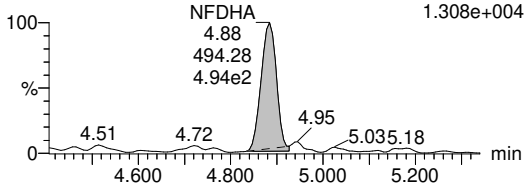

13C4-PFBA

FC2L_008S31 Smooth(SG,3x1) F1:MRM of 3 channels,ES-
216.776 > 171.928
1.902e+006

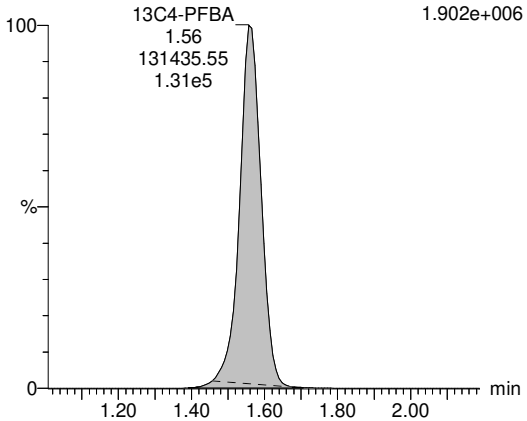

PV by TCH, SV by BRA 13-Jan-22, Conc. & LOD unit = ng for Inst QC, ng/mL for SPM, ng/L for samples

Quantify Sample Report **MassLynx MassLynx V4.1 SCN909**
SGS Axys Analytical Services, Ltd.

Dataset: G:\Masslynx\Inst_L\PFAS\quanfile\FC2L_008-b.qld

Last Altered: Tuesday, January 11, 2022 20:21:00 Pacific Standard Time
Printed: Thursday, January 13, 2022 14:52:16 Pacific Standard Time

ID: WG79609-105,, MSD, Name: FC2L_008S31, Description: 1,WG79609,2/4000uL, Date: 11-Jan-2022, Time: 03:46:57

13C5-PFPeA

FC2L_008S31 Smooth(SG,3x1) F14:MRM of 8 channels,ES- 268.16 > 223.035 1.053e+006

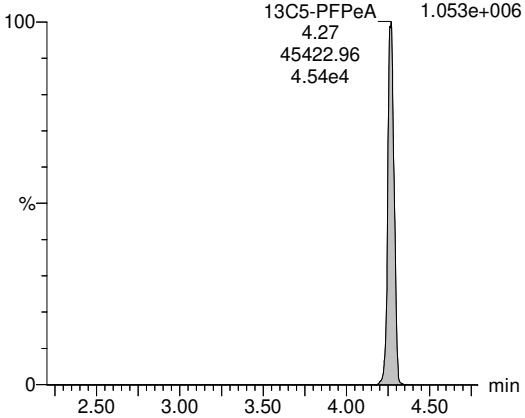

13C5-PFHxA

FC2L_008S31 Smooth(SG,3x1) F2:MRM of 24 channels,ES- 318.029 > 272.993 6.339e+005

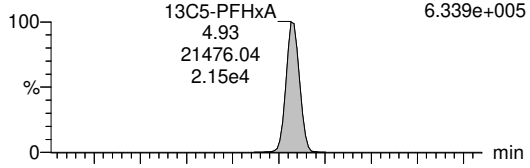

FC2L_008S31 Smooth(SG,3x1) F2:MRM of 24 channels,ES- 318.029 > 120.341 1.865e+004

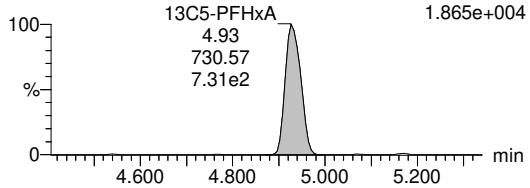

13C4-PFHpA

FC2L_008S31 Smooth(SG,3x1) F13:MRM of 7 channels,ES- 367.086 > 322.004 6.859e+005

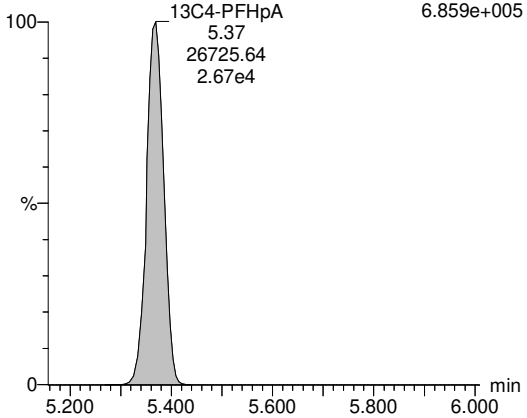

13C8-PFOA

FC2L_008S31 Smooth(SG,3x1) F3:MRM of 12 channels,ES- 421.096 > 376.022 5.155e+005

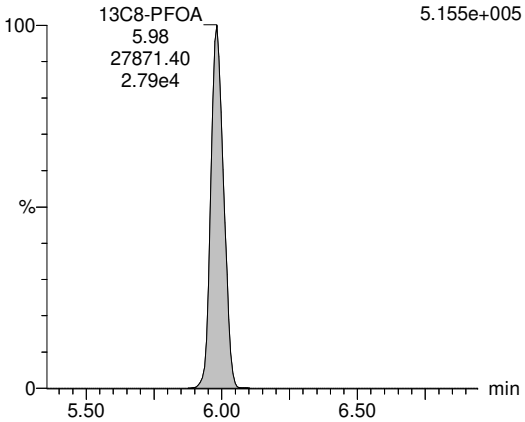

13C9-PFNA

FC2L_008S31 Smooth(SG,3x1) F4:MRM of 7 channels,ES- 472.096 > 427.014 2.402e+005

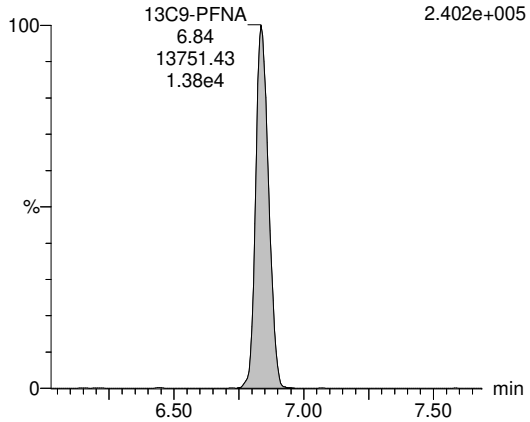

13C6-PFDA

FC2L_008S31 Smooth(SG,3x1) F5:MRM of 15 channels,ES- 519.147 > 474.058 2.646e+005

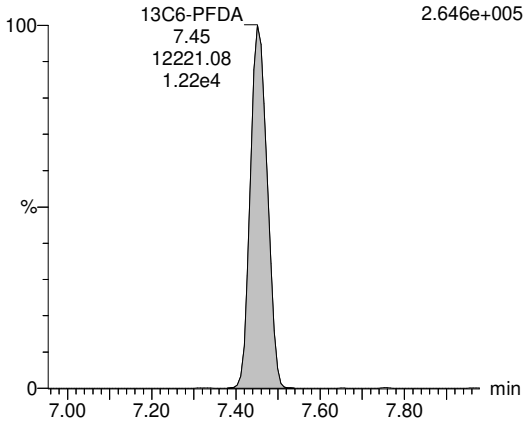

PV by TCH, SV by BRA 13-Jan-22, Conc. & LOD unit = ng for Inst QC, ng/mL for SPM, ng/L for samples

Quantify Sample Report **MassLynx MassLynx V4.1 SCN909**
SGS Axys Analytical Services, Ltd.

Dataset: G:\Masslynx\Inst_L\PFAS\quanfile\FC2L_008-b.qld

Last Altered: Tuesday, January 11, 2022 20:21:00 Pacific Standard Time
Printed: Thursday, January 13, 2022 14:52:16 Pacific Standard Time

ID: WG79609-105,, MSD, Name: FC2L_008S31, Description: 1,WG79609,2/4000uL, Date: 11-Jan-2022, Time: 03:46:57

13C7-PFUnA

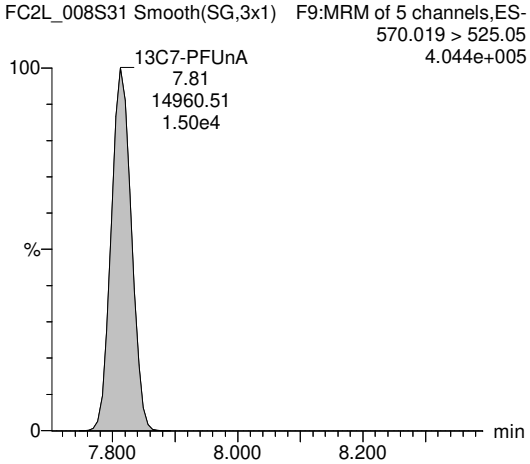

13C2-PFDoA

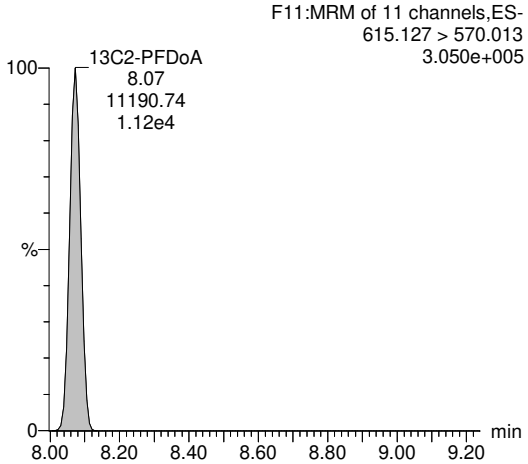

13C2-PFTeDA

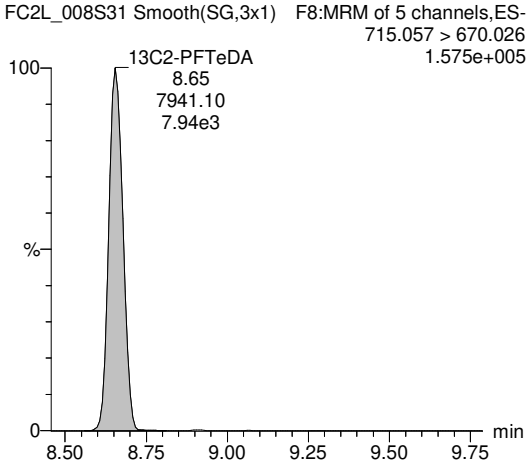

13C3-PFBS

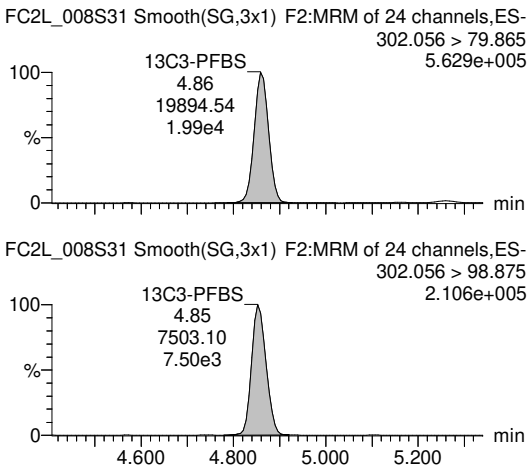

13C3-PFHxS

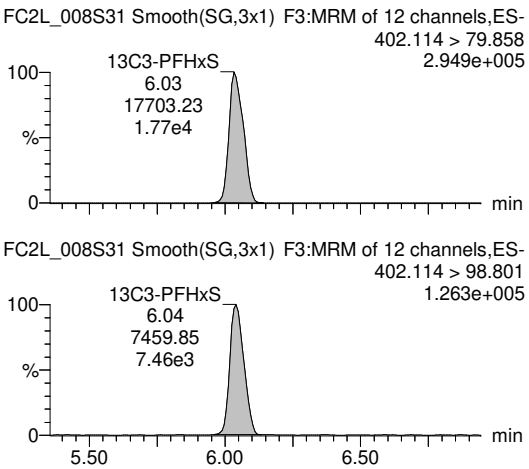

13C8-PFOS

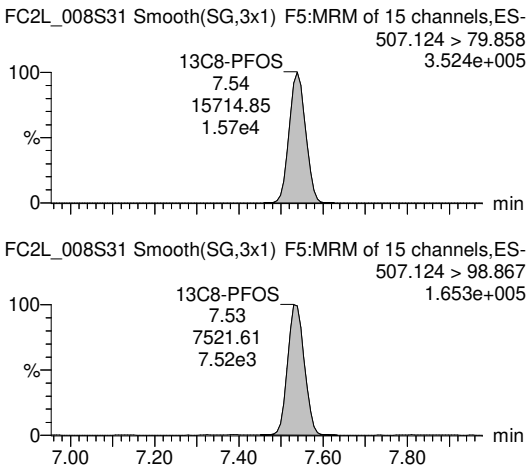

PV by TCH, SV by BRA 13-Jan-22, Conc. & LOD unit = ng for Inst QC, ng/mL for SPM, ng/L for samples

Quantify Sample Report **MassLynx MassLynx V4.1 SCN909**
SGS Axys Analytical Services, Ltd.

Dataset: G:\Masslynx\Inst_L\PFAS\quanfile\FC2L_008-b.qld

Last Altered: Tuesday, January 11, 2022 20:21:00 Pacific Standard Time
Printed: Thursday, January 13, 2022 14:52:16 Pacific Standard Time

ID: WG79609-105,, MSD, Name: FC2L_008S31, Description: 1,WG79609,2/4000uL, Date: 11-Jan-2022, Time: 03:46:57

13C2-4:2 FTS

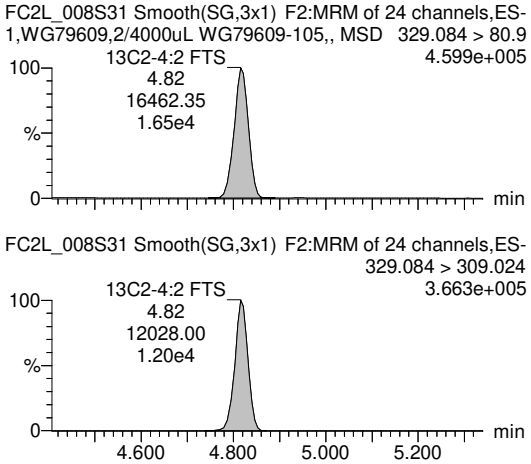

13C2-6:2 FTS

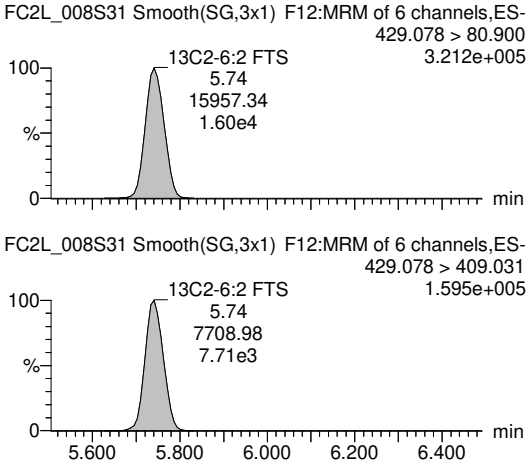

13C2-8:2 FTS

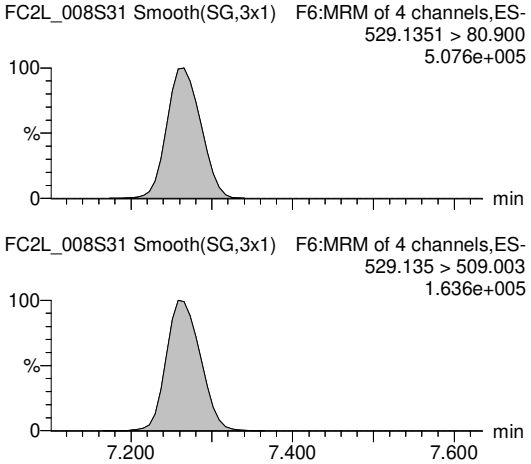

13C8-PFOSA

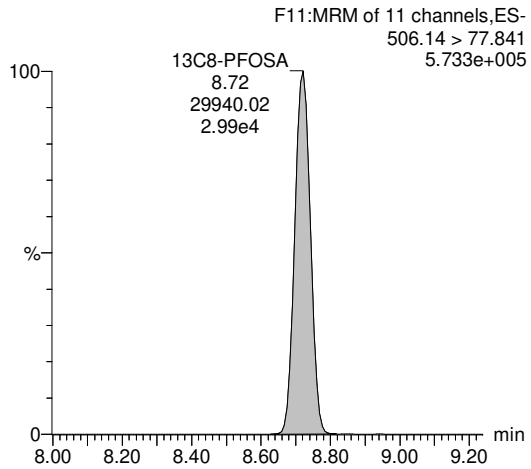

D3-N-MeFOSA

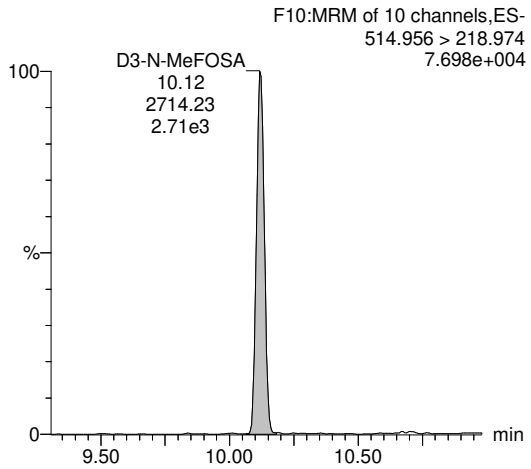

D5-N-EtFOSA

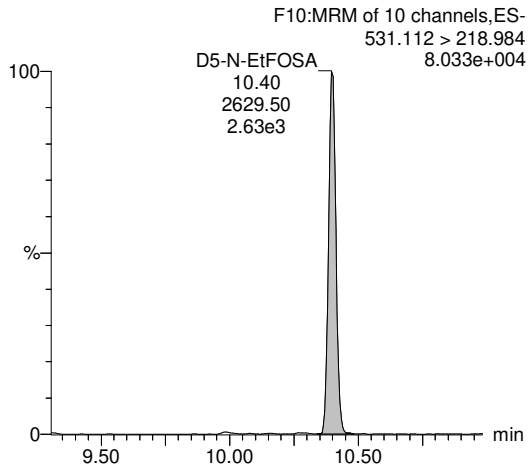

PV by TCH, SV by BRA 13-Jan-22, Conc. & LOD unit = ng for Inst QC, ng/mL for SPM, ng/L for samples

Quantify Sample Report **MassLynx MassLynx V4.1 SCN909**
SGS Axys Analytical Services, Ltd.

Dataset: G:\Masslynx\Inst_L\PFAS\quanfile\FC2L_008-b.qld

Last Altered: Tuesday, January 11, 2022 20:21:00 Pacific Standard Time
Printed: Thursday, January 13, 2022 14:52:16 Pacific Standard Time

ID: WG79609-105,, MSD, Name: FC2L_008S31, Description: 1,WG79609,2/4000uL, Date: 11-Jan-2022, Time: 03:46:57

D3-MeFOSAA

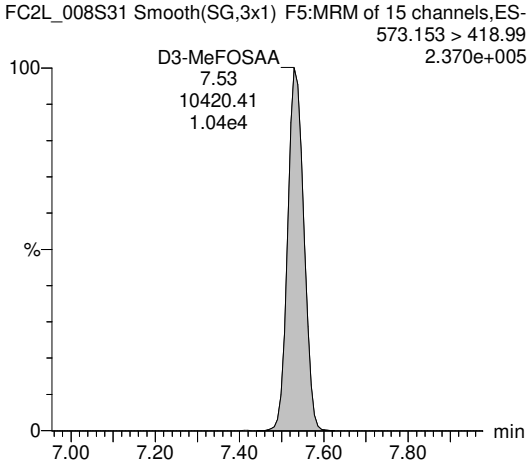

D5-EtFOSAA

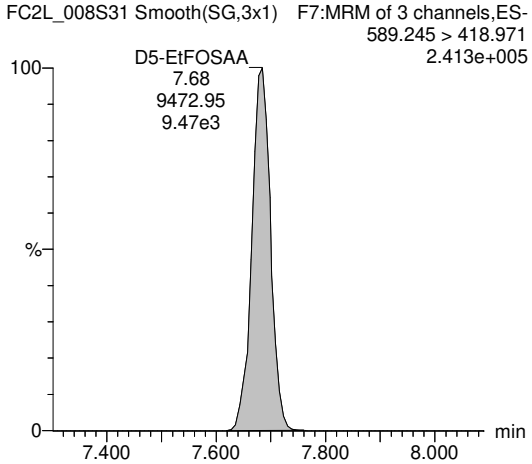

D7-N-MeFOSE

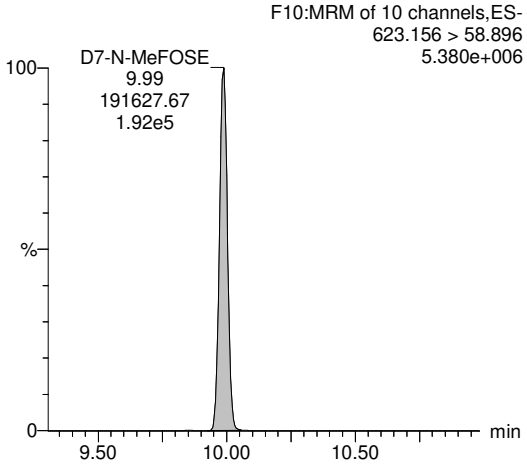

D9-N-EtFOSE

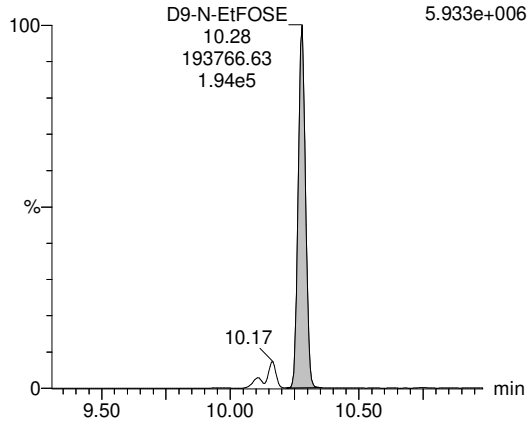

13C3-HFPO-DA

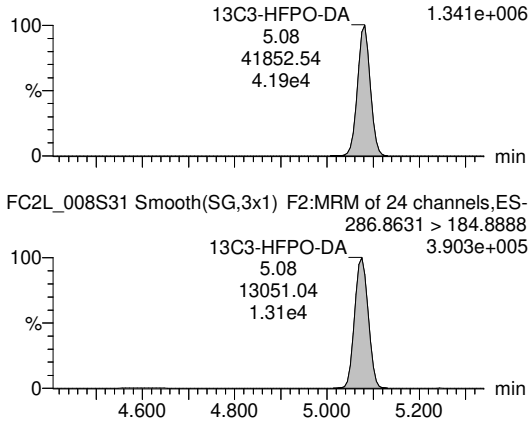

13C3-PFBA

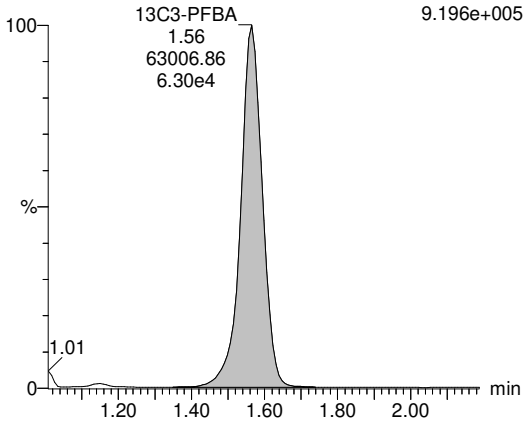

PV by TCH, SV by BRA 13-Jan-22, Conc. & LOD unit = ng for Inst QC, ng/mL for SPM, ng/L for samples

Quantify Sample Report **MassLynx MassLynx V4.1 SCN909**
SGS Axys Analytical Services, Ltd.

Dataset: G:\Masslynx\Inst_L\PFAS\quanfile\FC2L_008-b.qld

Last Altered: Tuesday, January 11, 2022 20:21:00 Pacific Standard Time
Printed: Thursday, January 13, 2022 14:52:16 Pacific Standard Time

ID: WG79609-105,, MSD, Name: FC2L_008S31, Description: 1,WG79609,2/4000uL, Date: 11-Jan-2022, Time: 03:46:57

13C2-PFHxA

FC2L_008S31 Smooth(SG,3x1) F2:MRM of 24 channels,ES-
315.083 > 269.984
9.724e+005

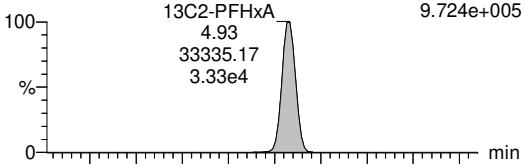

FC2L_008S31 Smooth(SG,3x1) F2:MRM of 24 channels,ES-
315.083 > 119.359
3.442e+004

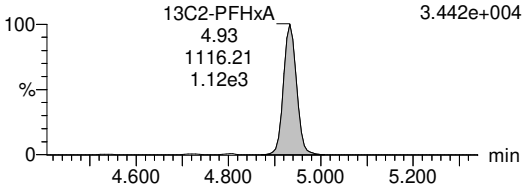

13C4-PFOA

FC2L_008S31 Smooth(SG,3x1) F3:MRM of 12 channels,ES-
417.083 > 171.95
1.570e+005

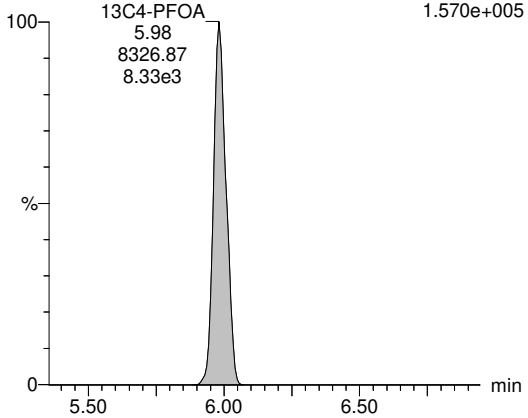

13C5-PFNA

FC2L_008S31 Smooth(SG,3x1) F4:MRM of 7 channels,ES-
468.019 > 423.008
2.561e+005

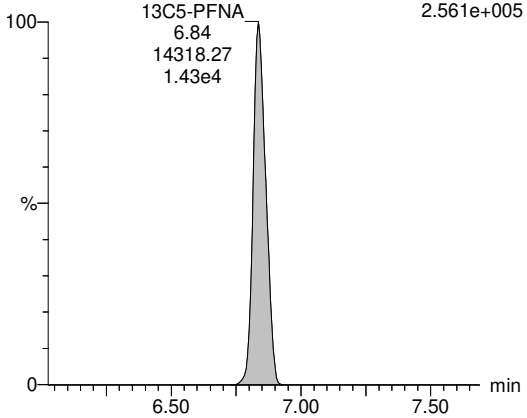

13C2-PFDA

FC2L_008S31 Smooth(SG,3x1) F5:MRM of 15 channels,ES-
515.134 > 470.05
3.369e+005

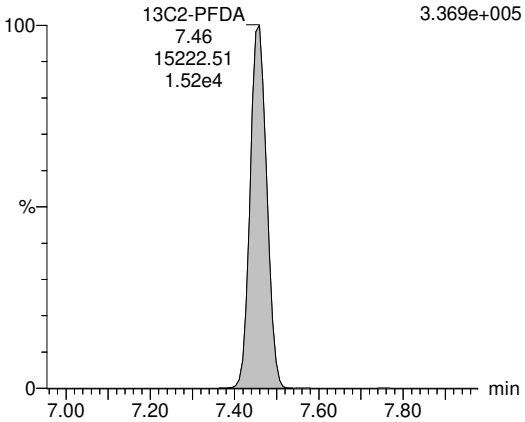

18O2-PFHxS

FC2L_008S31 Smooth(SG,3x1) F3:MRM of 12 channels,ES-
402.984 > 83.895
2.941e+005

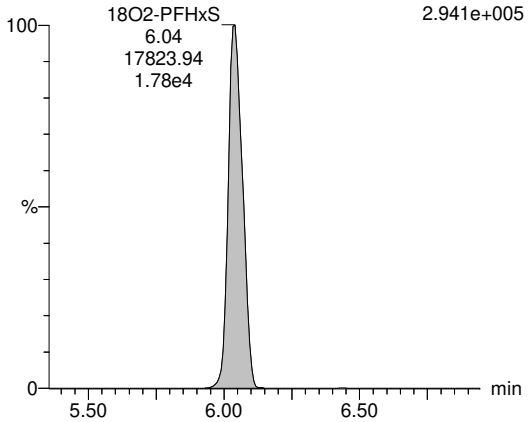

13C4-PFOS

FC2L_008S31 Smooth(SG,3x1) F5:MRM of 15 channels,ES-
502.791 > 79.856
4.059e+005

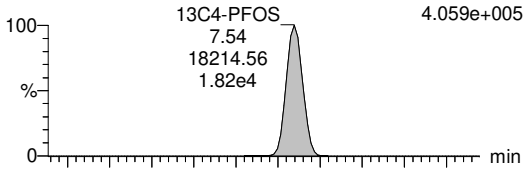

FC2L_008S31 Smooth(SG,3x1) F5:MRM of 15 channels,ES-
502.791 > 98.864
1.799e+005

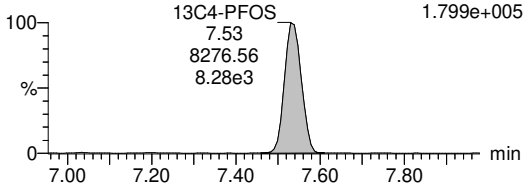

PV by TCH, SV by BRA 13-Jan-22, Conc. & LOD unit = ng for Inst QC, ng/mL for SPM, ng/L for samples

Quantify Sample Report **MassLynx MassLynx V4.1 SCN909**
SGS Axys Analytical Services, Ltd.

Dataset: G:\Masslynx\Inst_L\PFAS\quanfile\FC2L_008-b.qld

Last Altered: Tuesday, January 11, 2022 20:21:00 Pacific Standard Time
Printed: Thursday, January 13, 2022 14:52:16 Pacific Standard Time

ID: WG79609-105,, MSD, Name: FC2L_008S31, Description: 1,WG79609,2/4000uL, Date: 11-Jan-2022, Time: 03:46:57

13C2-D4-6:2 FTS

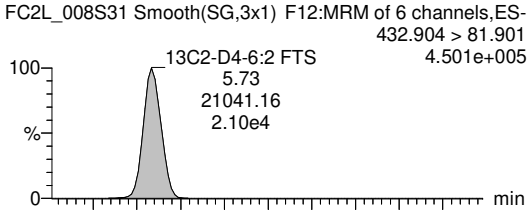

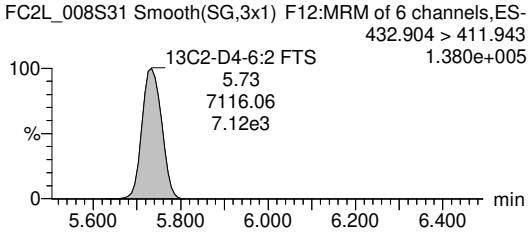

PV by TCH, SV by BRA 13-Jan-22, Conc. & LOD unit = ng for Inst QC, ng/mL for SPM, ng/L for samples

Quantify Sample Report **MassLynx MassLynx V4.1 SCN909**
SGS Axys Analytical Services, Ltd.

Dataset: G:\Masslynx\Inst_L\PFAS\quanfile\FC2L_008-b.qld

Last Altered: Tuesday, January 11, 2022 20:21:00 Pacific Standard Time
Printed: Thursday, January 13, 2022 14:52:16 Pacific Standard Time

ID: WG79609-105,, MSD, Name: FC2L_008S31, Description: 1,WG79609,2/4000uL, Date: 11-Jan-2022, Time: 03:46:57

#	IS#	Name	RT	Area	Confirm. Ion Area	IS Area	Std. Conc	Conc.	LOD	%Rec	Ratio (Pr...	Ratio	Ratio Fail(Y...	S/N	Noi...	IS Height	Samp. size	F2	Fla...
1	84	PFBA	1.56	73663		131436	20.000	46.128	0.1945	111.7				716	1496	1899608	0.484	1.0	MM
2	85	PFPeA	4.27	48322		45423	10.000	36.344	0.2409	176.1				582	2473	1052176	0.484	1.0	bb
3	86	PFHxA	4.93	20602	4058	21476	5.000	18.651	0.0922	180.7	4.85	5.08	NO	628	1002	633766	0.484	1.0	dd
4	87	PFHpA	5.36	22962	11021	26726	5.000	16.171	0.1065	156.7	2.16	2.08	NO	459	1293	685860	0.484	1.0	bb
5	88	PFOA-I	5.98	26597	13165	27871	0.000	13.460	0.1674		1.96	2.02	NO	234	2040	515464	0.484	1.0	MM
6	88	PFOA-II				27871	0.000		0.1674		0.00				2040	515464	0.484	1.0	
7	88	PFOA-III				27871	0.000		0.1674		0.00				2040	515464	0.484	1.0	
8	88	PFOA-IV				27871	0.000		0.1674		0.00				2040	515464	0.484	1.0	
9		PFOA-SUM		26597		27871	0.000	13.460	0.1674						2040	515464	0.484	1.0	
10	88	PFOA	5.98	26722	13165	27871	5.000	13.523	0.1674	131.0	1.96	2.03	NO	234	2040	515464	0.484	1.0	bb
11	89	PFNA-I	6.84	15097	5476	13751	0.000	11.063	0.1305		2.85	2.76	NO	260	1037	240100	0.484	1.0	bb
12	89	PFNA-II				13751	0.000		0.1305		0.00				1037	240100	0.484	1.0	
13	89	PFNA-III				13751	0.000		0.1305		0.00				1037	240100	0.484	1.0	
14		PFNA-SUM		15097		13751	0.000	11.063	0.1305						1037	240100	0.484	1.0	
15	89	PFNA	6.84	15097	5476	13751	5.000	11.063	0.1305	107.2	2.85	2.76	NO	260	1037	240100	0.484	1.0	bb
16	90	PFDA	7.45	12781	3935	12221	5.000	12.888	0.1252	124.9	3.07	3.25	NO	317	896	264514	0.484	1.0	bb
17	91	PFUnA	7.81	12393	2587	14961	5.000	11.207	0.1326	108.6	4.31	4.79	NO	259	1321	404343	0.484	1.0	bb
18	92	PFDoA	8.07	11939	1571	11191	5.000	10.252	0.0563	99.3	7.42	7.60	NO	526	595	304841	0.484	1.0	MM
19	M...	PFTrDA	8.33	8268	2661	9566	5.000	10.593	0.1163	102.6	3.08	3.11	NO	277	694	231144	0.484	1.0	MM
20	93	PFTeDA	8.65	5989	2345	7941	5.000	10.428	0.1703	101.0	2.82	2.55	NO	192	646	157447	0.484	1.0	MM
21	94	PFBS	4.86	12839	4982	19895	5.000	11.557	0.0910	112.0	2.59	2.58	NO	370	951	561671	0.484	1.0	bb
22	95	PFPeS	5.37	9700	4185	17703	5.015	11.463	0.0779	110.7	2.24	2.32	NO	658	366	294412	0.484	1.0	MM
23	95	PFHxS-I	6.04	10588	4657	17703	0.000	10.505	0.0283		2.37	2.27	NO	1117	158	294412	0.484	1.0	bb
24	95	PFHxS-II	5.85	1234	369	17703	0.000	1.224	0.0283		3.26	3.34	NO	134	158	294412	0.484	1.0	db
25	95	PFHxS-III	5.77	592	159	17703	0.000	0.587	0.0283		2.72	3.73	NO	78	158	294412	0.484	1.0	dd
26		PFHxS-SUM		12413		17703	0.000	12.316	0.0848						158	294412	0.484	1.0	
27	95	PFHxS	6.04	10588	4657	17703	5.000	10.505	0.0283	101.8	2.40	2.27	NO	1117	158	294412	0.484	1.0	bb
28	96	PFHpS	6.94	8736	4058	15715	5.011	10.572	0.0332	102.2	2.12	2.15	NO	728	205	352279	0.484	1.0	db
29	96	PFOS-I	7.54	11742	4610	15715	0.000	12.415	0.0253		2.42	2.55	NO	1441	179	352279	0.484	1.0	db
30	96	PFOS-II	7.40	1294	366	15715	0.000	1.368	0.0253		2.75	3.53	NO	145	179	352279	0.484	1.0	dd
31	96	PFOS-III	7.34	1166	147	15715	0.000	1.232	0.0253		8.19	7.95	NO	145	179	352279	0.484	1.0	MM
32	96	PFOS-IV	7.16	99		15715	0.000	0.105	0.0253		2.14			9	179	352279	0.484	1.0	MM
33		PFOS-SUM		14300		15715	0.000	15.121	0.1011						179	352279	0.484	1.0	
34	96	PFOS	7.54	11742	4610	15715	5.000	12.415	0.0253	120.3	2.54	2.55	NO	1441	179	352279	0.484	1.0	db
35	96	PFNS	7.89	8438	3919	15715	5.010	9.396	0.0069	90.9	2.36	2.15	NO	4859	46	352279	0.484	1.0	bb

PV by TCH, SV by BRA 13-Jan-22, Conc. & LOD unit = ng for Inst QC, ng/mL for SPM, ng/L for samples

Quantify Sample Report **MassLynx MassLynx V4.1 SCN909**
SGS Axys Analytical Services, Ltd.

Dataset: G:\Masslynx\Inst_L\PFAS\quanfile\FC2L_008-b.qld

Last Altered: Tuesday, January 11, 2022 20:21:00 Pacific Standard Time
Printed: Thursday, January 13, 2022 14:52:16 Pacific Standard Time

ID: WG79609-105,, MSD, Name: FC2L_008S31, Description: 1,WG79609,2/4000uL, Date: 11-Jan-2022, Time: 03:46:57

#	IS#	Name	RT	Area	Confirm. Ion Area	IS Area	Std. Conc	Conc.	LOD	%Rec	Ratio (Pr...	Ratio	Ratio Fail(Y...	S/N	Noi...	IS Height	Samp. size	F2	Fla...
36	96	PFDS	8.14	7666	3564	15715	5.000	8.939	0.0024	86.6	2.36	2.15	NO	135...	15	352279	0.484	1.0	MM
37	96	PFDoS	8.79	5441	2394	15715	5.008	7.702	0.0047	74.5	2.24	2.27	NO	4138	25	352279	0.484	1.0	MM
38	97	4:2 FTS	4.82	9506	26382	16462	20.000	50.554	0.0070	122.5	0.43	0.36	NO	227...	12	459234	0.484	1.0	bd
39	98	6:2 FTS	5.74	7577	17952	15957	18.000	37.925	0.0202	102.1	0.44	0.42	NO	5499	27	321102	0.484	1.0	bb
40	99	8:2 FTS	7.26	6833	13805	24546	20.000	42.957	0.0009	104.1	0.57	0.50	NO	143...	1	507400	0.484	1.0	bb
41	100	PFOSA-I	8.72	14311		29940	0.000	9.927	0.0023					131...	21	573127	0.484	1.0	bb
42	100	PFOSA-II	8.58	1483		29940	0.000	1.029	0.0023					976	21	573127	0.484	1.0	MM
43		PFOSA-SUM		15794		29940	0.000	10.956	0.0046						21	573127	0.484	1.0	
44	100	PFOSA	8.72	14311		29940	5.000	9.927	0.0023	96.2				131...	21	573127	0.484	1.0	bb
45	101	N-MeFOSA-I	10.12	1534	2788	2714	0.000	10.416	0.0147		0.55	0.55	NO	2285	20	76974	0.484	1.0	db
46	101	N-MeFOSA-II	9.94	128	338	2714	0.000	0.870	0.0147		1.14	0.38	YES	80	20	76974	0.484	1.0	MM
47		N-MeFOSA-SUM		1662		2714	0.000	11.285	0.0293						20	76974	0.484	1.0	
48	101	N-MeFOSA	10.12	1534	2788	2714	5.750	10.416	0.0147	87.8	0.53	0.55	NO	2285	20	76974	0.484	1.0	db
49	102	N-EtFOSA-I	10.41	2685	4631	2629	0.000	17.533	0.0423		0.55	0.58	NO	1201	66	80258	0.484	1.0	db
50	102	N-EtFOSA-II	10.26	781	1609	2629	0.000	5.098	0.0423		1.28	0.49	YES	224	66	80258	0.484	1.0	MM
51		N-EtFOSA-SUM		3465		2629	0.000	22.631	0.0845						66	80258	0.484	1.0	
52	102	N-EtFOSA	10.41	2685	4631	2629	12.500	17.533	0.0423	67.9	0.53	0.58	NO	1201	66	80258	0.484	1.0	db
53	103	MeFOSAA-I	7.54	2178	993	10420	0.000	10.146	0.0066		2.01	2.19	NO	4816	11	236904	0.484	1.0	db
54	103	MeFOSAA-II	7.42	196	251	10420	0.000	0.913	0.0066		1.84	0.78	YES	366	11	236904	0.484	1.0	dd
55	103	MeFOSAA-III	7.35	37	87	10420	0.000	0.173	0.0066		0.29	0.43	NO	79	11	236904	0.484	1.0	bd
56		MeFOSAA-SUM		2411		10420	0.000	11.231	0.0199						11	236904	0.484	1.0	
57	103	MeFOSAA	7.54	2178	993	10420	5.000	10.146	0.0066	98.3	1.87	2.19	NO	4816	11	236904	0.484	1.0	db
58	104	EtFOSAA-I	7.68	1478	1165	9473	0.000	8.492	0.0086		1.24	1.27	NO	2943	13	241065	0.484	1.0	db
59	104	EtFOSAA-II	7.60	72	158	9473	0.000	0.411	0.0086		0.34	0.45	NO	118	13	241065	0.484	1.0	MM
60	104	EtFOSAA-III	7.56	34	133	9473	0.000	0.193	0.0086		0.63	0.25	YES	53	13	241065	0.484	1.0	MM
61		EtFOSAA-SUM		1584		9473	0.000	9.096	0.0258						13	241065	0.484	1.0	
62	104	EtFOSAA	7.68	1478	1165	9473	5.000	8.492	0.0086	82.3	1.09	1.27	NO	2943	13	241065	0.484	1.0	db
63	105	N-MeFOSE-I	10.01	94819		191628	0.000	92.654	0.0758					3630	725	5374388	0.484	1.0	db
64	105	N-MeFOSE-II	9.87	9764		191628	0.000	9.541	0.0758					341	725	5374388	0.484	1.0	dd
65	105	N-MeFOSE-III	9.81	6376		191628	0.000	6.230	0.0758					173	725	5374388	0.484	1.0	dd
66		N-MeFOSE-SUM		110958		191628	0.000	108.425	0.2273						725	5374388	0.484	1.0	
67	105	N-MeFOSE	10.01	94819		191628	50.000	92.654	0.0758	89.8				3630	725	5374388	0.484	1.0	db
68	106	N-EtFOSE-I	10.30	71469		193767	0.000	63.988	0.0527					3635	600	5927408	0.484	1.0	dd
69	106	N-EtFOSE-II	10.18	13877		193767	0.000	12.425	0.0527					555	600	5927408	0.484	1.0	dd
70	106	N-EtFOSE-III	10.13	16919		193767	0.000	15.148	0.0527					557	600	5927408	0.484	1.0	dd

PV by TCH, SV by BRA 13-Jan-22, Conc. & LOD unit = ng for Inst QC, ng/mL for SPM, ng/L for samples

Quantify Sample Report **MassLynx MassLynx V4.1 SCN909**
SGS Axys Analytical Services, Ltd.

Dataset: G:\Masslynx\Inst_L\PFAS\quanfile\FC2L_008-b.qld

Last Altered: Tuesday, January 11, 2022 20:21:00 Pacific Standard Time
Printed: Thursday, January 13, 2022 14:52:16 Pacific Standard Time

ID: WG79609-105,, MSD, Name: FC2L_008S31, Description: 1,WG79609,2/4000uL, Date: 11-Jan-2022, Time: 03:46:57

#	IS#	Name	RT	Area	Confirm. Ion Area	IS Area	Std. Conc	Conc.	LOD	%Rec	Ratio (Pr...	Ratio	Ratio Fail(Y...	S/N	Noi...	IS Height	Samp. size	F2	Fla...
71		N-EtFOSE-SUM		102265		193767	0.000	91.561	0.1581						600	5927408	0.484	1.0	
72	106	N-EtFOSE	10.30	71469		193767	37.500	63.988	0.0527	82.7				3635	600	5927408	0.484	1.0	dd
73	107	HFPO-DA	5.08	17808	7804	41853	19.000	32.141	0.0053	81.9	2.87	2.28	NO	171...	31	1340473	0.484	1.0	bb
74	107	ADONA	5.56	142629	129543	41853	20.000	40.102	0.0029	97.1	1.08	1.10	NO	285...	111	1340473	0.484	1.0	bb
75	107	9Cl-PF3ONS	7.80	35734	11779	41853	20.038	35.441	0.0049	85.7	3.20	3.03	NO	174...	53	1340473	0.484	1.0	bb
76	107	11Cl-PF3OUdS	8.33	16457	5339	41853	20.032	30.217	0.0060	73.1	3.13	3.08	NO	113...	35	1340473	0.484	1.0	bb
77	85	3:3 FTCA	3.58	3109	1679	45423	20.000	34.097	0.5681	82.6	1.75	1.85	NO	85	400	1052176	0.484	1.0	MM
78	86	5:3 FTCA	5.18	40157	33137	21476	125.000	224.306	0.1084	86.9	1.20	1.21	NO	5235	191	633766	0.484	1.0	bb
79	86	7:3 FTCA	6.60	22236	31187	21476	125.000	212.849	0.2123	82.5	0.71	0.71	NO	1263	218	633766	0.484	1.0	MM
80	86	PFEESA	5.09	31512	3643	21476	5.000	9.591	0.0099	92.9	9.28	8.65	NO	2841	321	633766	0.484	1.0	bb
81	85	PFMPA	2.55	40725		45423	10.000	20.256	0.1564	98.1				147	2428	1052176	0.484	1.0	MM
82	85	PFMBA	4.54	19884		45423	5.000	7.430	0.0086	72.0				2429	178	1052176	0.484	1.0	bb
83	86	NFDHA	4.87	373	494	21476	10.000	8.275	0.0955	40.1	0.94	0.75	NO	275	42	633766	0.484	1.0	MM
84	108	13C4-PFBA	1.56	131436		63007	40.000	75.412	0.0075	91.3				301...	63	917165	0.484	1.0	MM
85	109	13C5-PFPeA	4.27	45423		33335	20.000	34.217	0.9121	82.9				89	117...	971854	0.484	1.0	bb
86	109	13C5-PFHxA	4.93	21476	731	33335	10.000	19.016	0.0220	92.1	23.32	29.40	NO	2624	242	971854	0.484	1.0	bb
87	110	13C4-PFHpA	5.37	26726		8327	10.000	19.978	0.0641	96.8				1272	539	156953	0.484	1.0	bb
88	110	13C8-PFOA	5.98	27871		8327	10.000	18.537	0.0028	89.8				192...	27	156953	0.484	1.0	bb
89	111	13C9-PFNA	6.84	13751		14318	5.000	8.640	0.0075	83.7				3371	71	256060	0.484	1.0	bb
90	112	13C6-PFDA	7.45	12221		15223	5.000	8.234	0.0014	79.8				167...	16	336875	0.484	1.0	bb
91	112	13C7-PFUnA	7.81	14961		15223	5.000	9.289	0.0041	90.0				8280	49	336875	0.484	1.0	bb
92	112	13C2-PFDoA	8.07	11191		15223	5.000	8.071	0.0011	78.2				280...	11	336875	0.484	1.0	bb
93	112	13C2-PFTeDA	8.65	7941		15223	5.000	6.530	0.0079	63.3				2209	71	336875	0.484	1.0	dd
94	113	13C3-PFBS	4.86	19895	7503	17824	10.030	18.530	0.0463	89.5	2.73	2.65	NO	2057	273	294065	0.484	1.0	bb
95	113	13C3-PFHxS	6.03	17703	7460	17824	10.015	18.074	0.0171	87.4	2.38	2.37	NO	3192	92	294065	0.484	1.0	bb
96	114	13C8-PFOS	7.54	15715	7522	18215	10.062	19.611	0.0083	94.4	2.33	2.09	NO	7115	50	405917	0.484	1.0	bb
97	115	13C2-4:2 FTS	4.82	16462	12028	21041	20.168	29.504	0.1261	70.9	1.62	1.37	NO	916	501	449988	0.484	1.0	bb
98	115	13C2-6:2 FTS	5.74	15957	7709	21041	19.998	34.466	0.0204	83.5	1.88	2.07	NO	4770	67	449988	0.484	1.0	bb
99	115	13C2-8:2 FTS	7.27	24546	7916	21041	20.040	33.509	0.0074	81.0	3.76	3.10	NO	131...	39	449988	0.484	1.0	db
1...	114	13C8-PFOSA	8.72	29940		18215	10.000	18.673	0.0079	90.5				6086	94	405917	0.484	1.0	bb
1...	114	D3-N-MeFOSA	10.12	2714		18215	10.000	11.051	0.0390	53.5				1082	71	405917	0.484	1.0	dd
1...	114	D5-N-EtFOSA	10.40	2629		18215	10.000	10.684	0.0356	51.8				1231	65	405917	0.484	1.0	bb
1...	115	D3-MeFOSAA	7.53	10420		21041	20.000	21.407	0.0037	51.9				184...	13	449988	0.484	1.0	db
1...	115	D5-EtFOSAA	7.68	9473		21041	20.000	23.708	0.0238	57.4				3562	68	449988	0.484	1.0	bb
1...	114	D7-N-MeFOSE	9.99	191628		18215	100.000	117.323	0.0307	56.8				144...	373	405917	0.484	1.0	bb

PV by TCH, SV by BRA 13-Jan-22, Conc. & LOD unit = ng for Inst QC, ng/mL for SPM, ng/L for samples

Quantify Sample Report **MassLynx MassLynx V4.1 SCN909**
SGS Axys Analytical Services, Ltd.

Dataset: G:\Masslynx\Inst_L\PFAS\quanfile\FC2L_008-b.qld

Last Altered: Tuesday, January 11, 2022 20:21:00 Pacific Standard Time
Printed: Thursday, January 13, 2022 14:52:16 Pacific Standard Time

ID: WG79609-105,, MSD, Name: FC2L_008S31, Description: 1,WG79609,2/4000uL, Date: 11-Jan-2022, Time: 03:46:57

#	IS#	Name	RT	Area	Confirm. Ion Area	IS Area	Std. Conc	Conc.	LOD	%Rec	Ratio (Pr...	Ratio	Ratio Fail(Y...	S/N	Noi...	IS Height	Samp. size	F2	Fla...
1...	114	D9-N-EtFOSE	10.28	193767		18215	100.000	91.713	0.0267	44.4				141...	419	405917	0.484	1.0	bb
1...	109	13C3-HFPO-DA	5.08	41853	13051	33335	40.000	79.430	0.0048	96.2	2.64	3.21	NO	546...	25	971854	0.484	1.0	bb
1...		13C3-PFBA	1.56	63007			20.000	26.419	0.0271	64.0				2923	314		0.484	1.0	bb
1...		13C2-PFHxA	4.93	33335	1116		10.000	12.592	0.0013	61.0	35.50	29.86	NO	281...	35		0.484	1.0	bb
110		13C4-PFOA	5.98	8327			10.000	13.091	0.0029	63.4				134...	12		0.484	1.0	bb
111		13C5-PFNA	6.84	14318			5.000	6.389	0.0023	61.9				8405	30		0.484	1.0	bb
112		13C2-PFDA	7.46	15223			5.000	6.087	0.0038	59.0				4778	71		0.484	1.0	bd
113		18O2-PFHxS	6.04	17824			10.050	12.939	0.0022	62.4				176...	17		0.484	1.0	bb
114		13C4-PFOS	7.54	18215	8277		10.150	12.178	0.0020	58.1	2.17	2.20	NO	181...	22		0.484	1.0	dd
115		13C2-D4-6:2 F...	5.73	21041	7116		20.000	67.732	0.0134	164.1	2.50	2.96	NO	151...	30		0.484	1.0	bb

PV by TCH, SV by BRA 13-Jan-22, Conc. & LOD unit = ng for Inst QC, ng/mL for SPM, ng/L for samples

Quantify Sample Report **MassLynx MassLynx V4.1 SCN909**
SGS Axys Analytical Services, Ltd.

Dataset: G:\Masslynx\Inst_L\PFAS\quanfile\FC2L_009-b.qld

Last Altered: Wednesday, January 12, 2022 10:02:34 Pacific Standard Time
Printed: Friday, January 14, 2022 10:28:01 Pacific Standard Time

Method: G:\Masslynx\Master Methods\MassLynx SCN 909\UPLC\FC_110_UPLC_15DoD.mdb 10 Jun 2021 10:20:13
Calibration: G:\Masslynx\Inst_L\PFAS\curve\FC1L_080-A6.cdb 09 Jun 2021 14:38:41

ID: WG79609-105,i, MSD, Name: FC2L_009S30, Description: 1,WG79609,2/4000uL, Date: 11-Jan-2022, Time: 18:42:52

PFBA

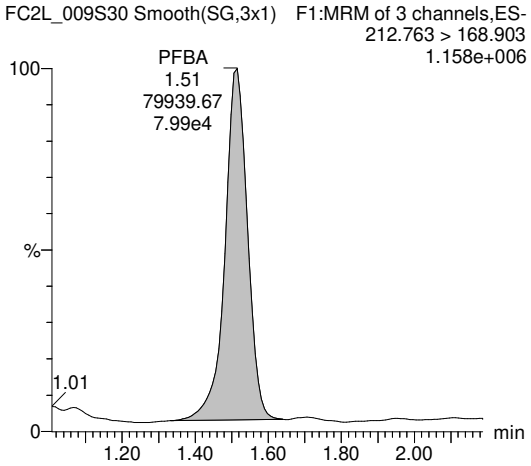

PFPeA

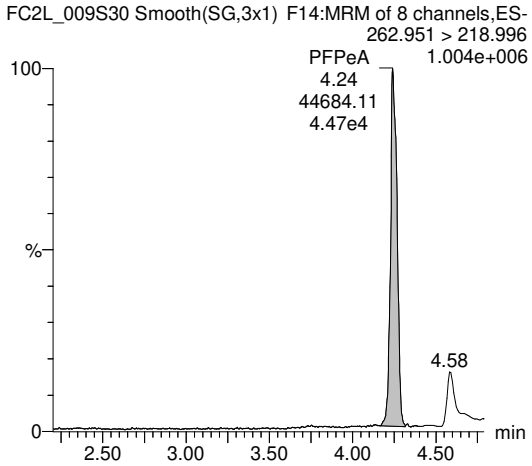

PFHxA

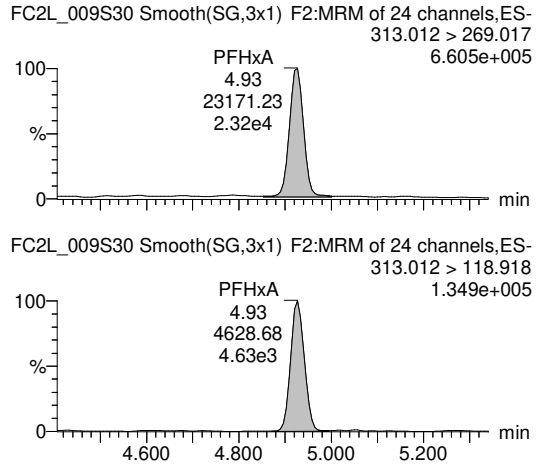

PFHpA

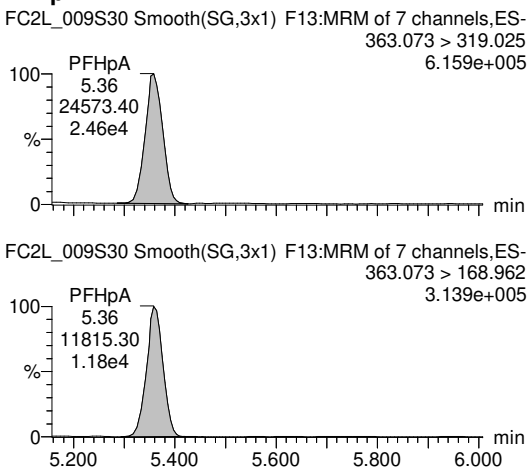

PFOA-I

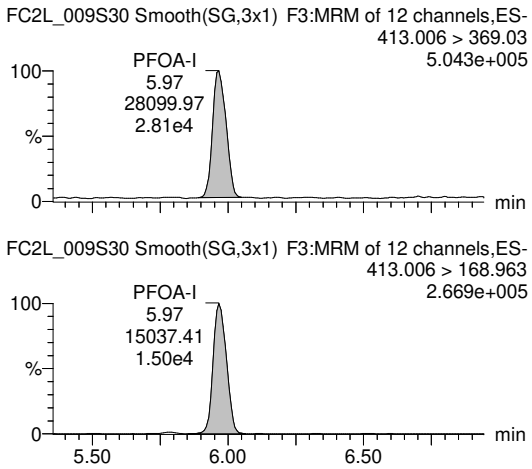

PFOA-II

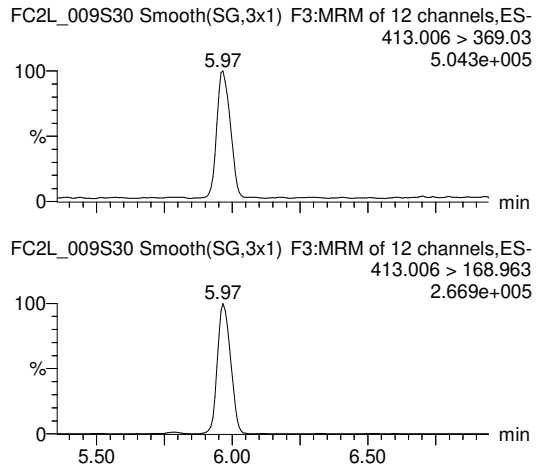

PV by TCH, SV by BRA 14-Jan-22, Conc. & LOD unit = ng for Inst QC, ng/mL for SPM, ng/L for samples

Quantify Sample Report **MassLynx MassLynx V4.1 SCN909**
SGS Axys Analytical Services, Ltd.

Dataset: G:\Masslynx\Inst_L\PFAS\quanfile\FC2L_009-b.qld

Last Altered: Wednesday, January 12, 2022 10:02:34 Pacific Standard Time
Printed: Friday, January 14, 2022 10:28:01 Pacific Standard Time

ID: WG79609-105,i, MSD, Name: FC2L_009S30, Description: 1,WG79609,2/4000uL, Date: 11-Jan-2022, Time: 18:42:52

PFOA-III

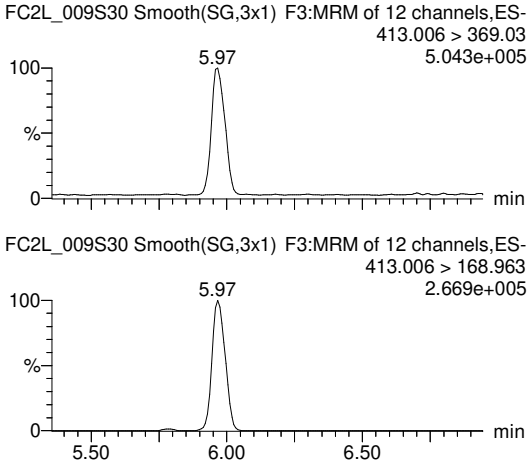

PFOA-IV

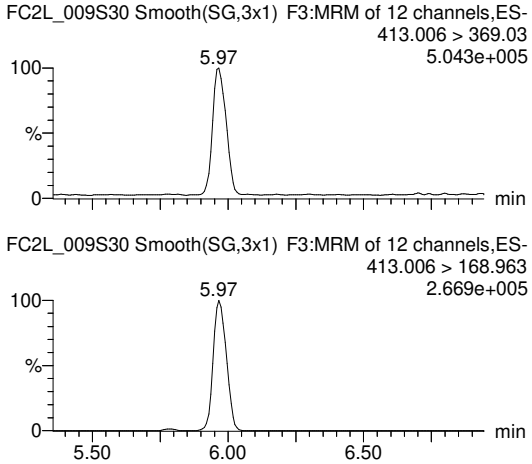

PFOA-SUM

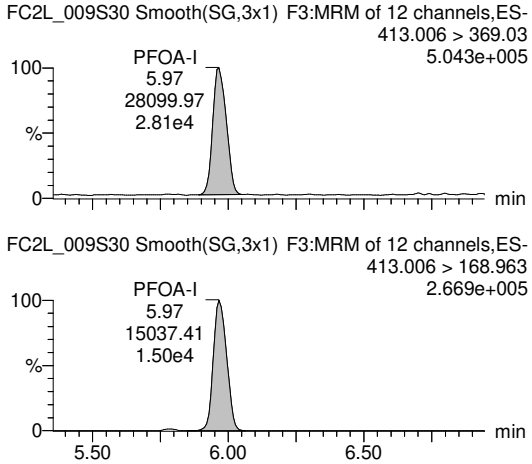

PFOA

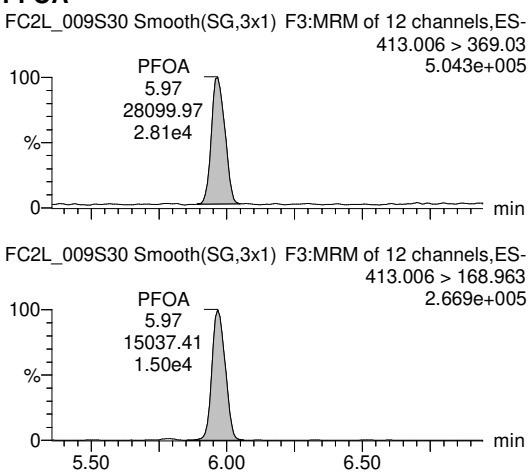

PFNA-I

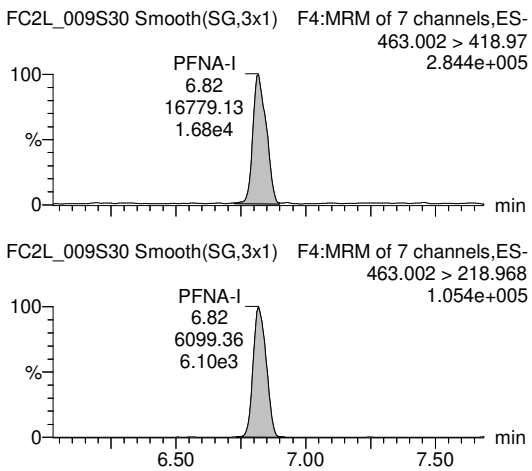

PFNA-II

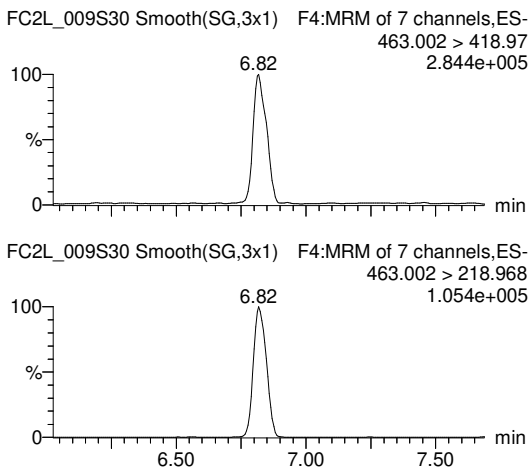

PV by TCH, SV by BRA 14-Jan-22, Conc. & LOD unit = ng for Inst QC, ng/mL for SPM, ng/L for samples

Quantify Sample Report **MassLynx MassLynx V4.1 SCN909**
SGS Axys Analytical Services, Ltd.

Dataset: G:\Masslynx\Inst_L\PFAS\quanfile\FC2L_009-b.qld

Last Altered: Wednesday, January 12, 2022 10:02:34 Pacific Standard Time
Printed: Friday, January 14, 2022 10:28:01 Pacific Standard Time

ID: WG79609-105,i, MSD, Name: FC2L_009S30, Description: 1,WG79609,2/4000uL, Date: 11-Jan-2022, Time: 18:42:52

PFNA-III

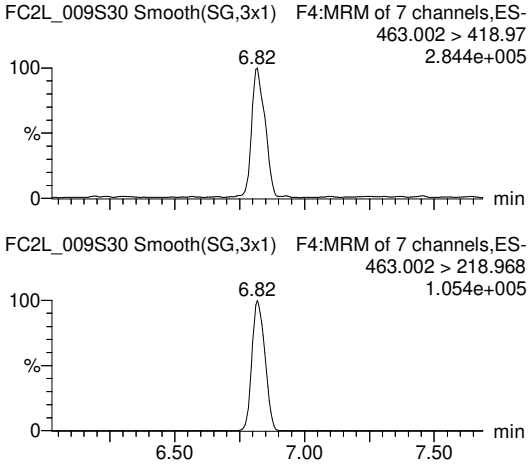

PFNA-SUM

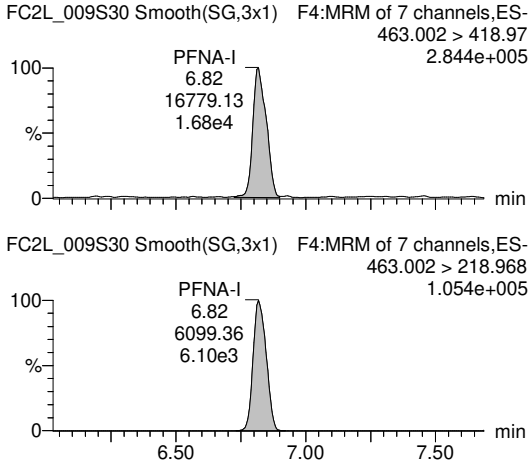

PFNA

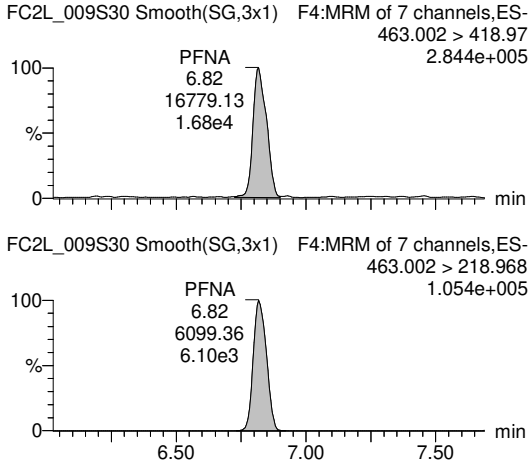

PFDA

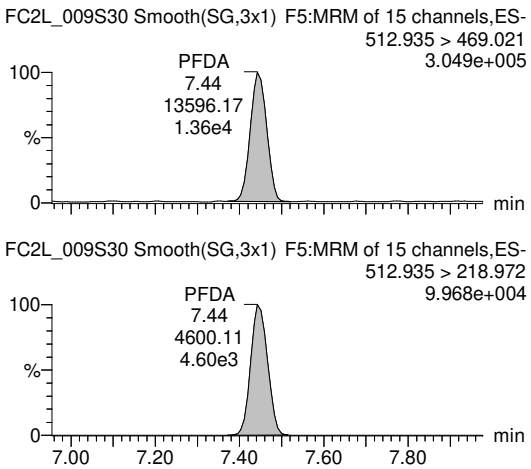

PFUnA

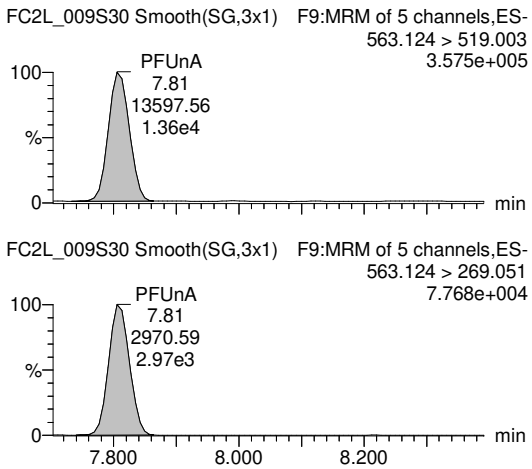

PFDoA

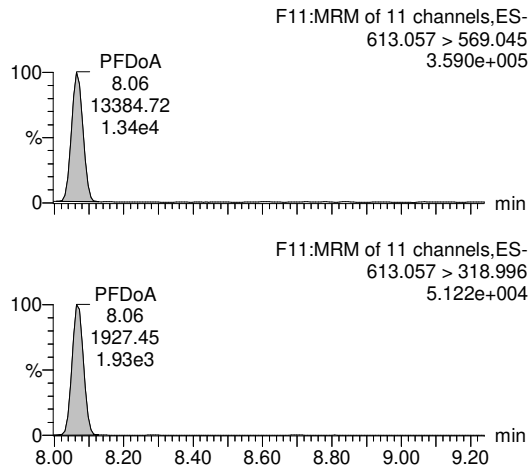

PV by TCH, SV by BRA 14-Jan-22, Conc. & LOD unit = ng for Inst QC, ng/mL for SPM, ng/L for samples

Quantify Sample Report **MassLynx MassLynx V4.1 SCN909**
SGS Axys Analytical Services, Ltd.

Dataset: G:\Masslynx\Inst_L\PFAS\quanfile\FC2L_009-b.qld

Last Altered: Wednesday, January 12, 2022 10:02:34 Pacific Standard Time
Printed: Friday, January 14, 2022 10:28:01 Pacific Standard Time

ID: WG79609-105,i, MSD, Name: FC2L_009S30, Description: 1,WG79609,2/4000uL, Date: 11-Jan-2022, Time: 18:42:52

PFTrDA

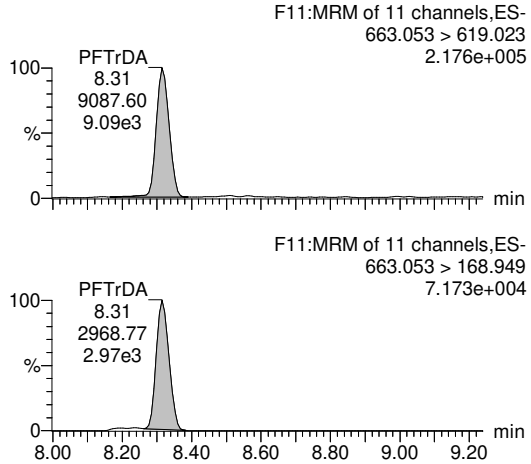

PFTeDA

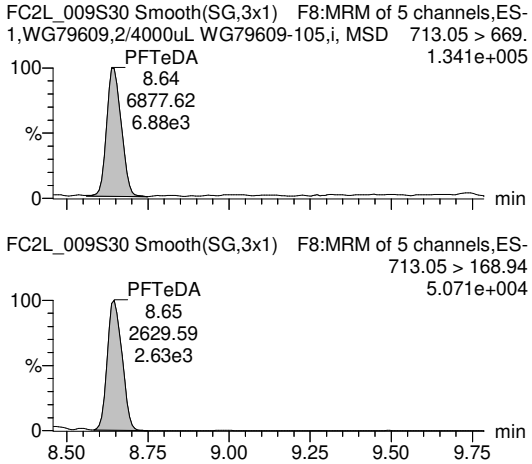

PFBS

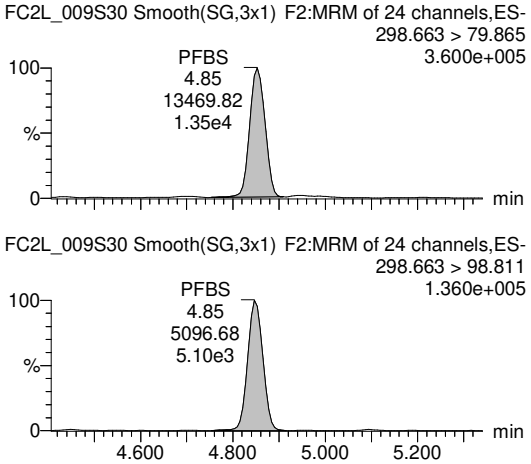

PFPeS

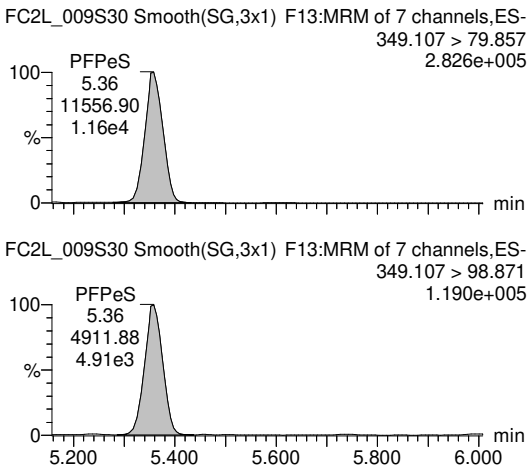

PFHxS-I

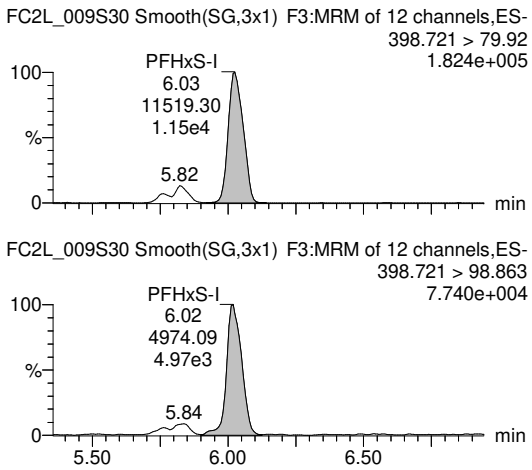

PFHxS-II

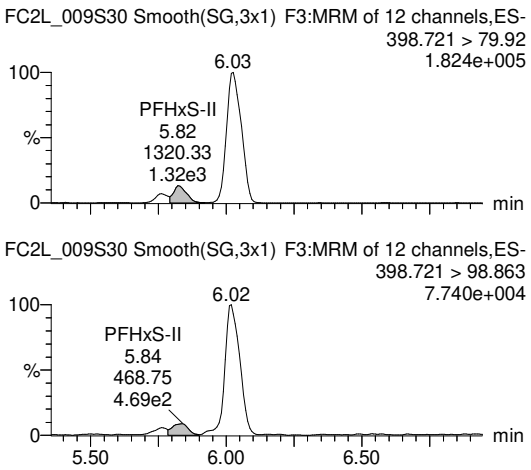

PV by TCH, SV by BRA 14-Jan-22, Conc. & LOD unit = ng for Inst QC, ng/mL for SPM, ng/L for samples

Quantify Sample Report **MassLynx MassLynx V4.1 SCN909**
SGS Axys Analytical Services, Ltd.

Dataset: G:\Masslynx\Inst_L\PFAS\quanfile\FC2L_009-b.qld

Last Altered: Wednesday, January 12, 2022 10:02:34 Pacific Standard Time
Printed: Friday, January 14, 2022 10:28:01 Pacific Standard Time

ID: WG79609-105,i, MSD, Name: FC2L_009S30, Description: 1,WG79609,2/4000uL, Date: 11-Jan-2022, Time: 18:42:52

PFHxS-III

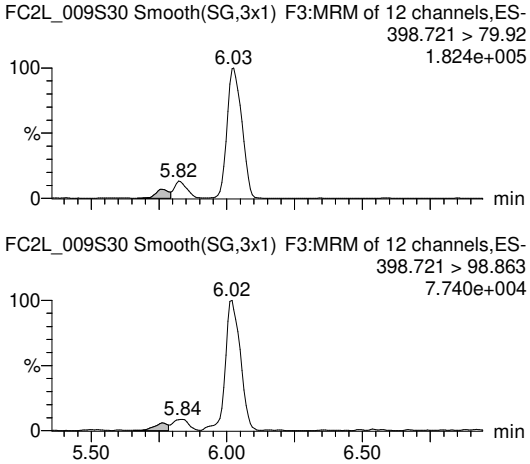

PFHxS-SUM

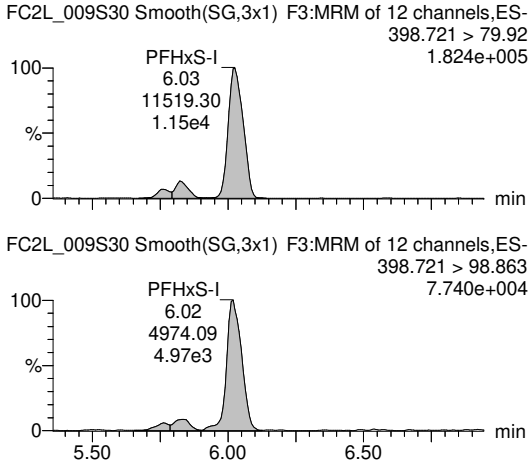

PFHxS

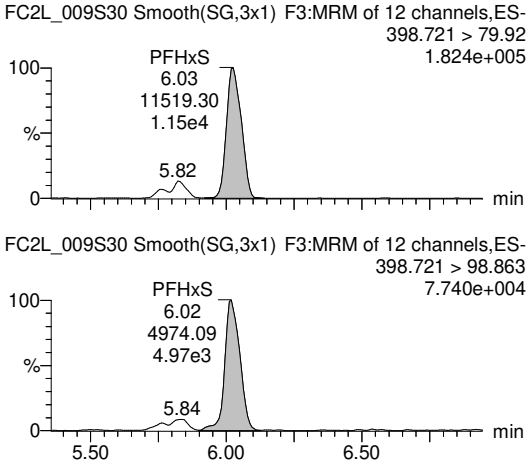

PFHpS

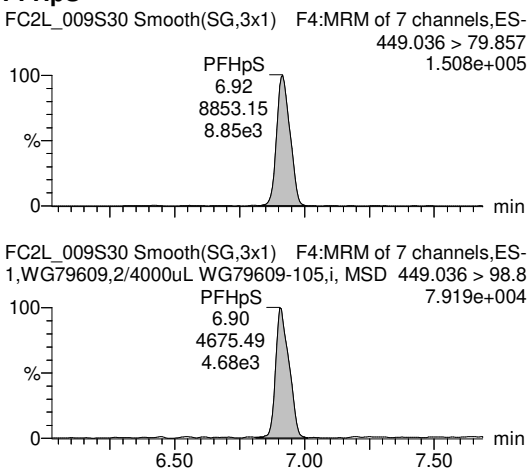

PFOS-I

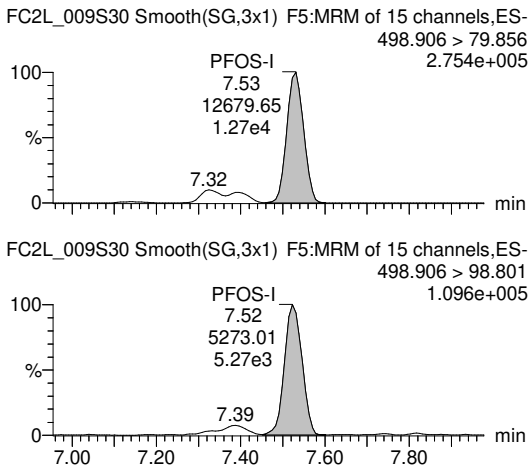

PFOS-II

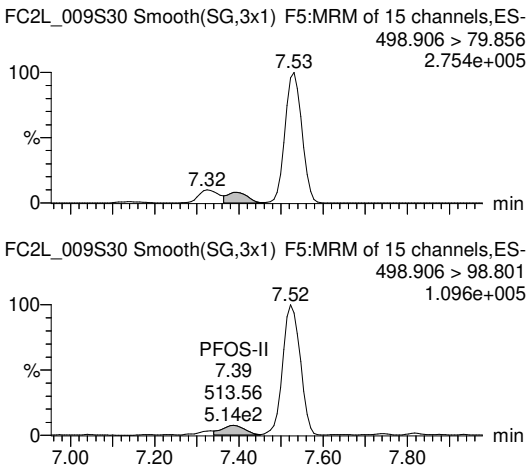

PV by TCH, SV by BRA 14-Jan-22, Conc. & LOD unit = ng for Inst QC, ng/mL for SPM, ng/L for samples

Quantify Sample Report **MassLynx MassLynx V4.1 SCN909**
SGS Axys Analytical Services, Ltd.

Dataset: G:\Masslynx\Inst_L\PFAS\quanfile\FC2L_009-b.qld

Last Altered: Wednesday, January 12, 2022 10:02:34 Pacific Standard Time
Printed: Friday, January 14, 2022 10:28:01 Pacific Standard Time

ID: WG79609-105,i, MSD, Name: FC2L_009S30, Description: 1,WG79609,2/4000uL, Date: 11-Jan-2022, Time: 18:42:52

PFOS-III

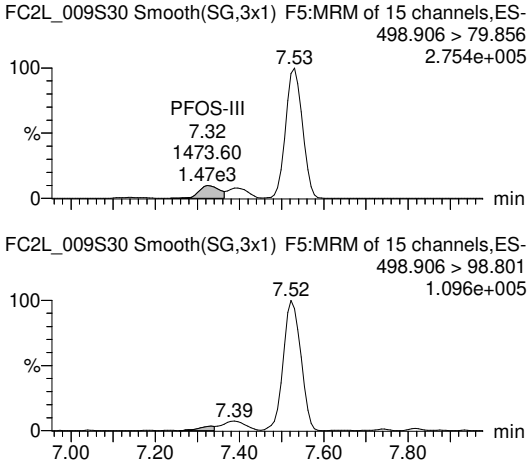

PFOS-IV

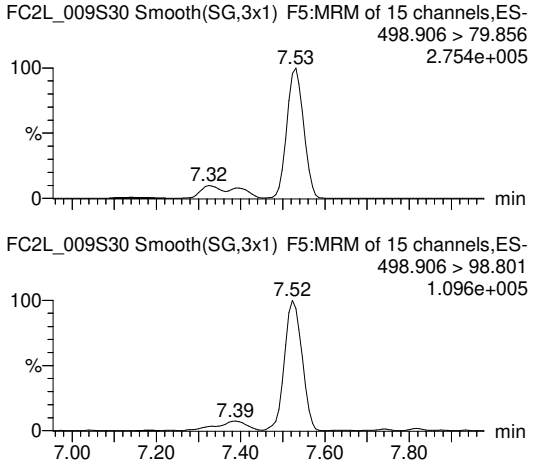

PFOS-SUM

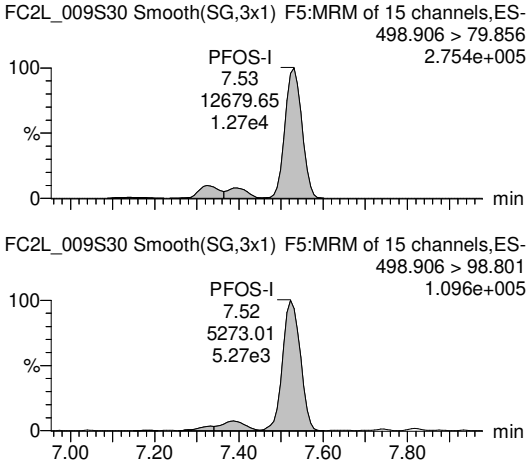

PFOS

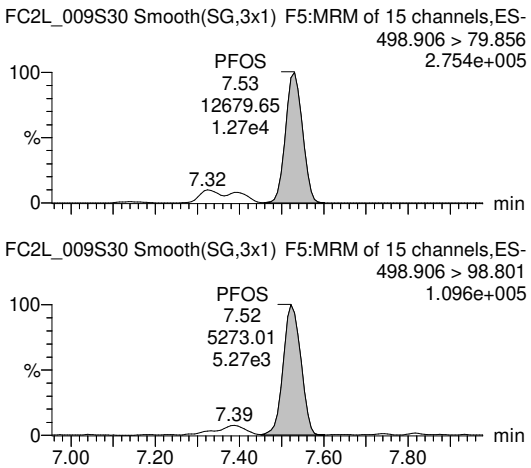

PFNS

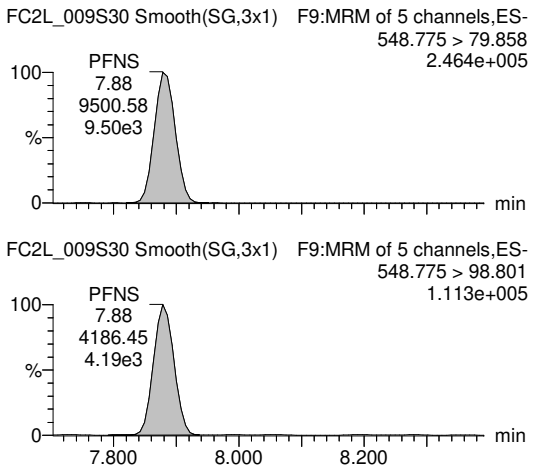

PFDS

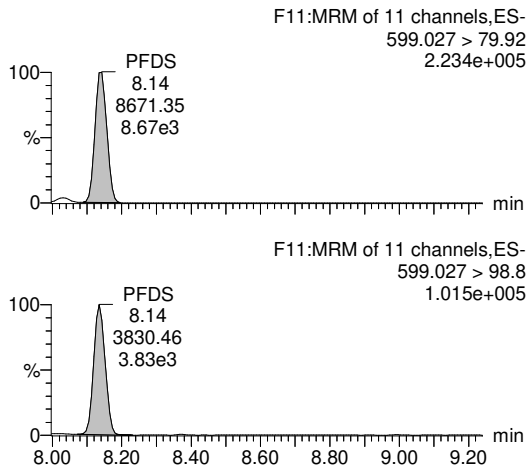

PV by TCH, SV by BRA 14-Jan-22, Conc. & LOD unit = ng for Inst QC, ng/mL for SPM, ng/L for samples

Quantify Sample Report **MassLynx MassLynx V4.1 SCN909**
SGS Axys Analytical Services, Ltd.

Dataset: G:\Masslynx\Inst_L\PFAS\quanfile\FC2L_009-b.qld

Last Altered: Wednesday, January 12, 2022 10:02:34 Pacific Standard Time
Printed: Friday, January 14, 2022 10:28:01 Pacific Standard Time

ID: WG79609-105,i, MSD, Name: FC2L_009S30, Description: 1,WG79609,2/4000uL, Date: 11-Jan-2022, Time: 18:42:52

PFDoS

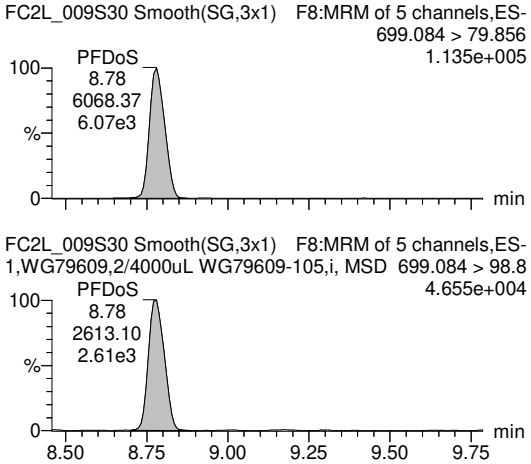

4:2 FTS

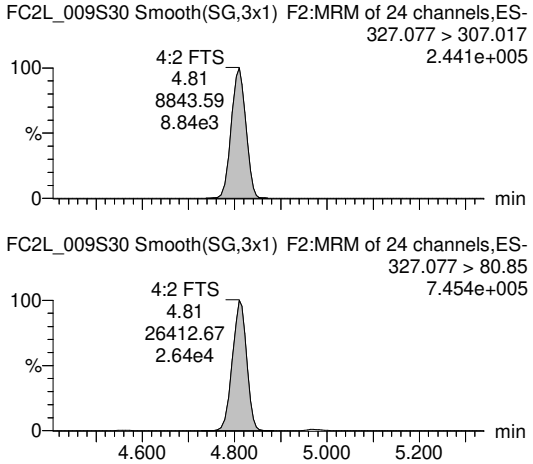

6:2 FTS

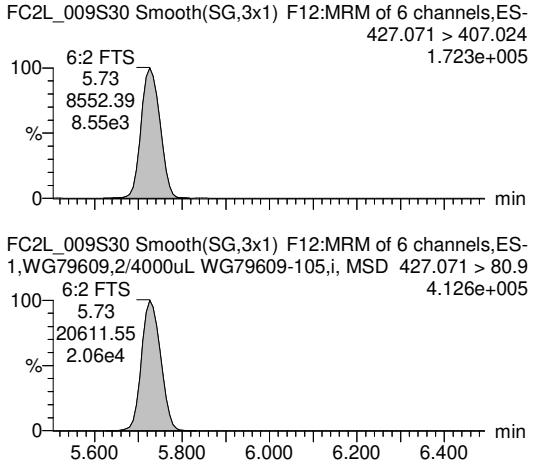

8:2 FTS

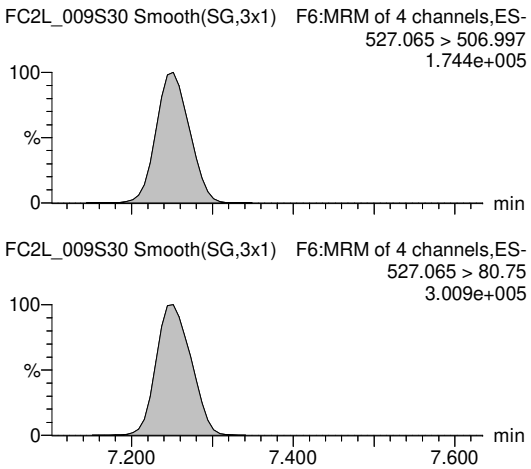

PFOSA-I

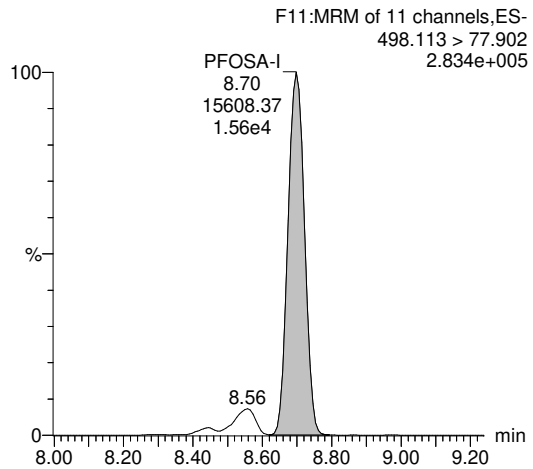

PFOSA-II

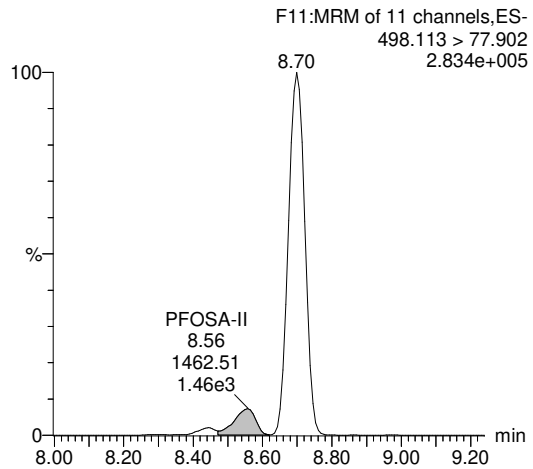

PV by TCH, SV by BRA 14-Jan-22, Conc. & LOD unit = ng for Inst QC, ng/mL for SPM, ng/L for samples

Quantify Sample Report **MassLynx MassLynx V4.1 SCN909**
SGS Axys Analytical Services, Ltd.

Dataset: G:\Masslynx\Inst_L\PFAS\quanfile\FC2L_009-b.qld

Last Altered: Wednesday, January 12, 2022 10:02:34 Pacific Standard Time
Printed: Friday, January 14, 2022 10:28:01 Pacific Standard Time

ID: WG79609-105,i, MSD, Name: FC2L_009S30, Description: 1,WG79609,2/4000uL, Date: 11-Jan-2022, Time: 18:42:52

PFOSA-SUM

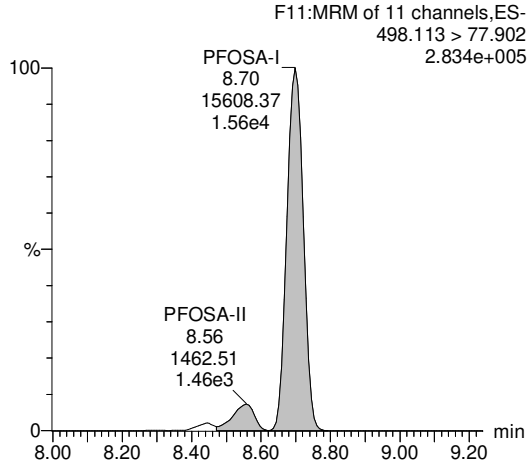

PFOSA

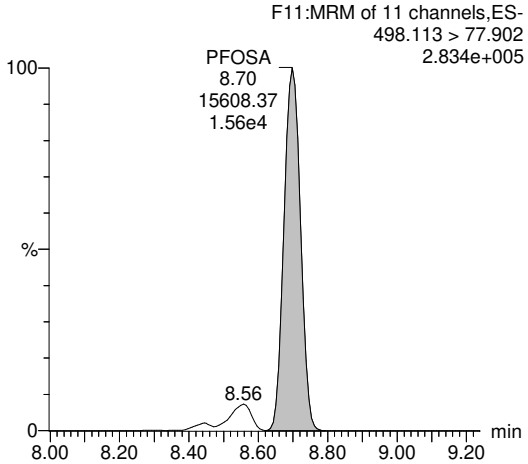

N-MeFOSA-I

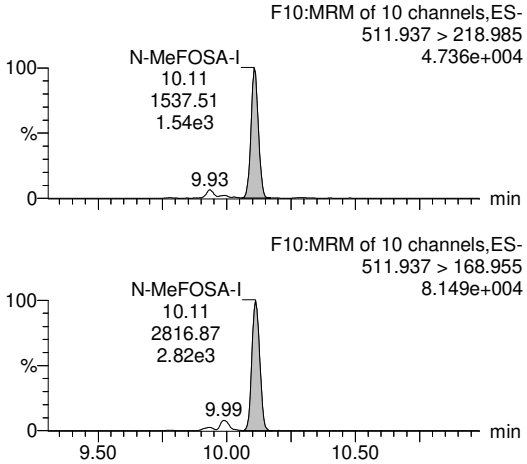

N-MeFOSA-II

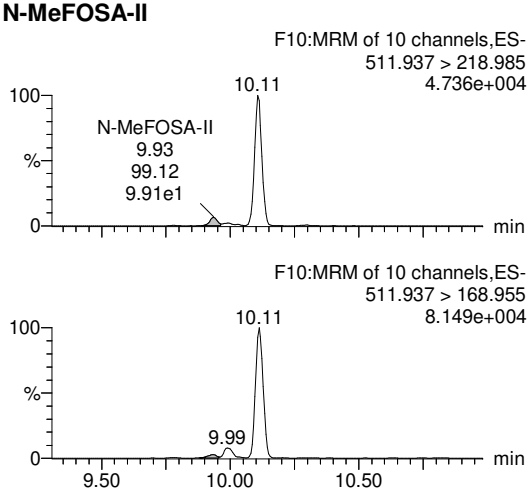

N-MeFOSA-SUM

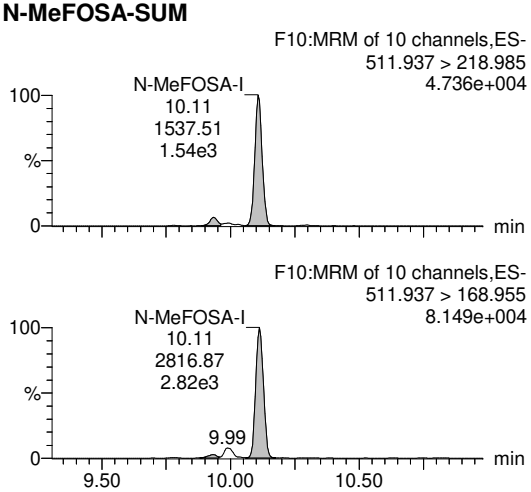

N-MeFOSA

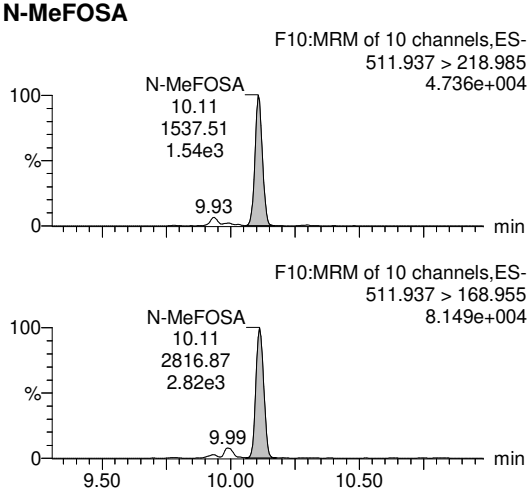

PV by TCH, SV by BRA 14-Jan-22, Conc. & LOD unit = ng for Inst QC, ng/mL for SPM, ng/L for samples

Quantify Sample Report **MassLynx MassLynx V4.1 SCN909**
SGS Axys Analytical Services, Ltd.

Dataset: G:\Masslynx\Inst_L\PFAS\quanfile\FC2L_009-b.qld

Last Altered: Wednesday, January 12, 2022 10:02:34 Pacific Standard Time
Printed: Friday, January 14, 2022 10:28:01 Pacific Standard Time

ID: WG79609-105,i, MSD, Name: FC2L_009S30, Description: 1,WG79609,2/4000uL, Date: 11-Jan-2022, Time: 18:42:52

N-EtFOSA-I

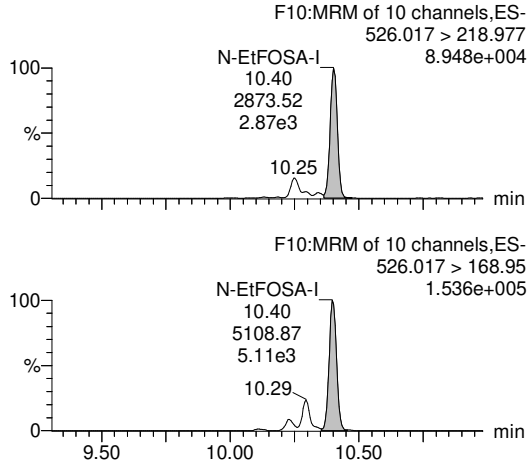

N-EtFOSA-II

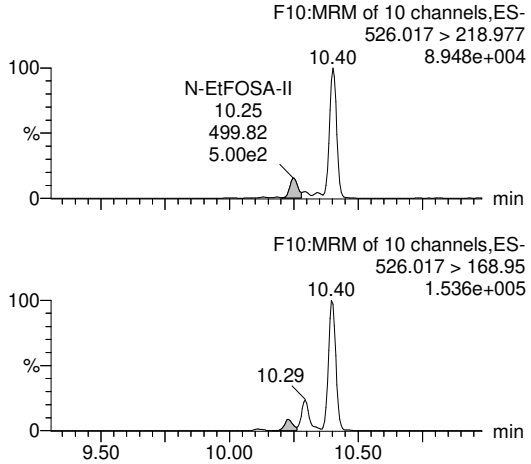

N-EtFOSA-SUM

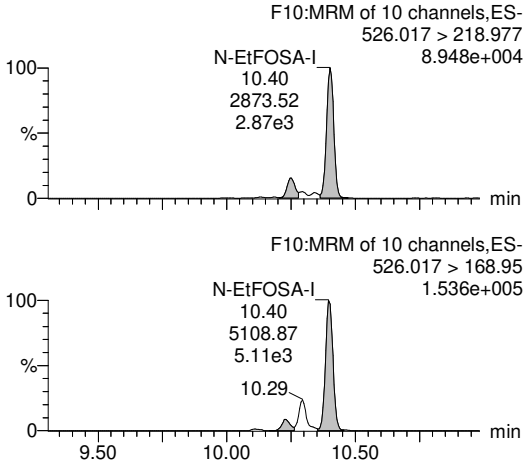

N-EtFOSA

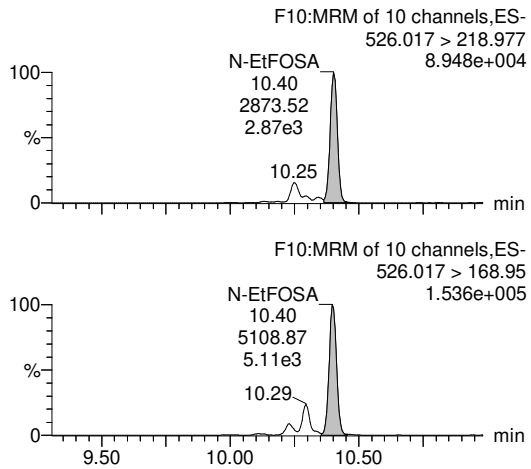

MeFOSAA-I

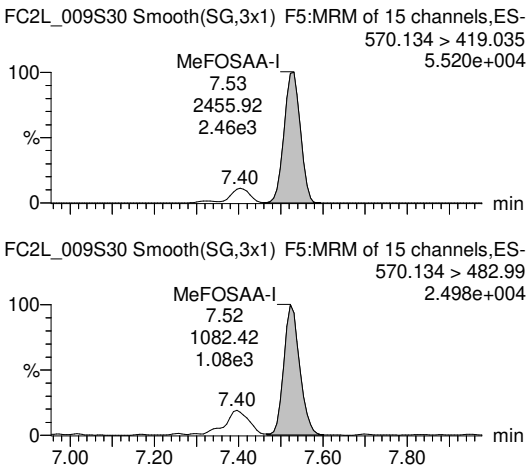

MeFOSAA-II

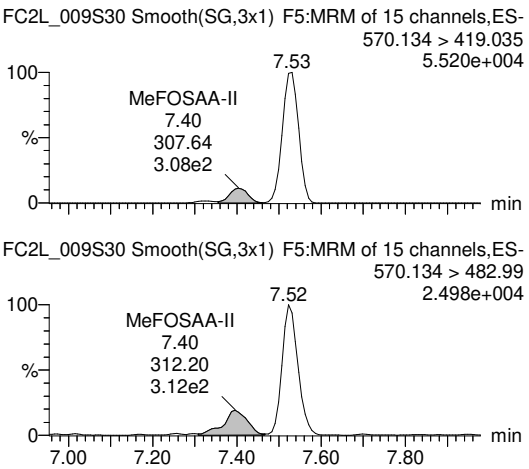

PV by TCH, SV by BRA 14-Jan-22, Conc. & LOD unit = ng for Inst QC, ng/mL for SPM, ng/L for samples

Quantify Sample Report **MassLynx MassLynx V4.1 SCN909**
SGS Axys Analytical Services, Ltd.

Dataset: G:\Masslynx\Inst_L\PFAS\quanfile\FC2L_009-b.qld

Last Altered: Wednesday, January 12, 2022 10:02:34 Pacific Standard Time
Printed: Friday, January 14, 2022 10:28:01 Pacific Standard Time

ID: WG79609-105,i, MSD, Name: FC2L_009S30, Description: 1,WG79609,2/4000uL, Date: 11-Jan-2022, Time: 18:42:52

MeFOSAA-III

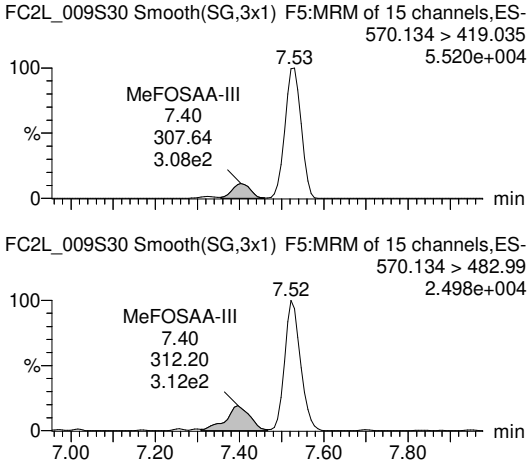

MeFOSAA-SUM

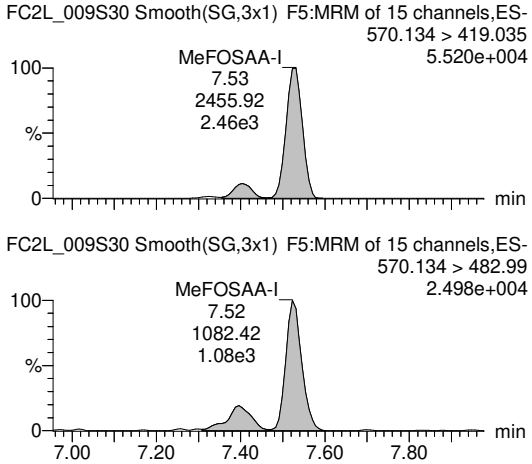

MeFOSAA

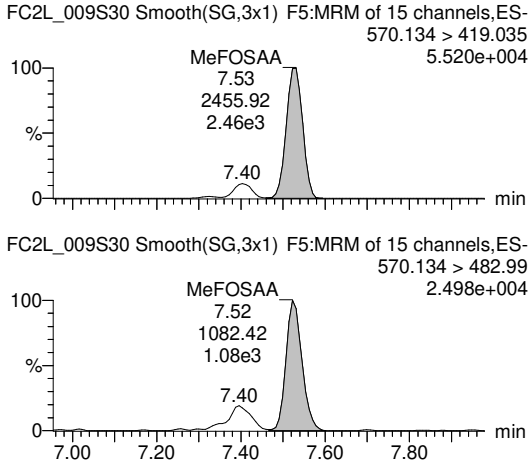

EtFOSAA-I

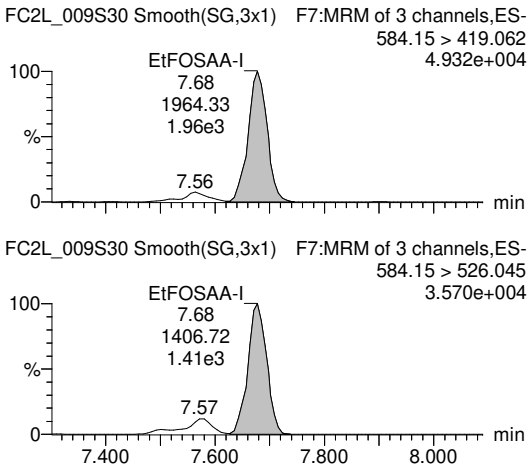

EtFOSAA-II

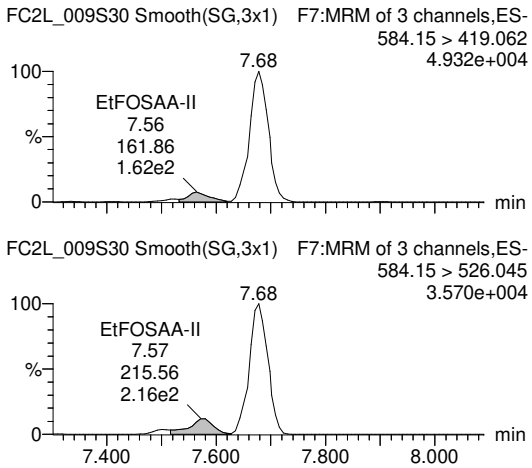

EtFOSAA-III

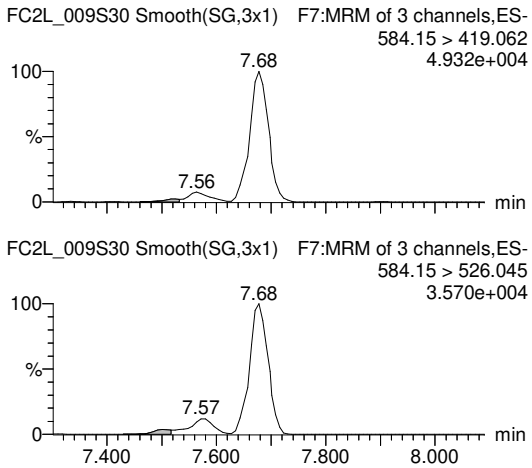

PV by TCH, SV by BRA 14-Jan-22, Conc. & LOD unit = ng for Inst QC, ng/mL for SPM, ng/L for samples

Quantify Sample Report **MassLynx MassLynx V4.1 SCN909**
SGS Axys Analytical Services, Ltd.

Dataset: G:\Masslynx\Inst_L\PFAS\quanfile\FC2L_009-b.qld

Last Altered: Wednesday, January 12, 2022 10:02:34 Pacific Standard Time
Printed: Friday, January 14, 2022 10:28:01 Pacific Standard Time

ID: WG79609-105,i, MSD, Name: FC2L_009S30, Description: 1,WG79609,2/4000uL, Date: 11-Jan-2022, Time: 18:42:52

EtFOSAA-SUM

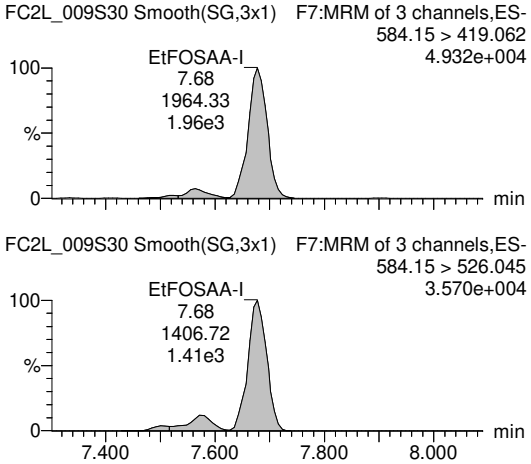

EtFOSAA

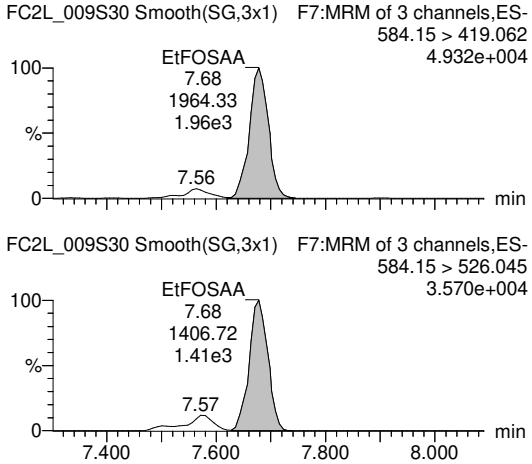

N-MeFOSE-I

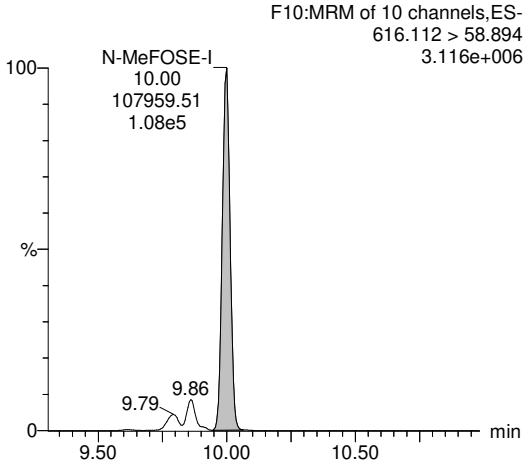

N-MeFOSE-II

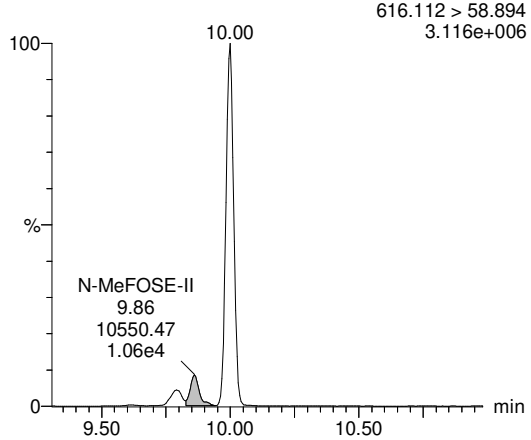

N-MeFOSE-III

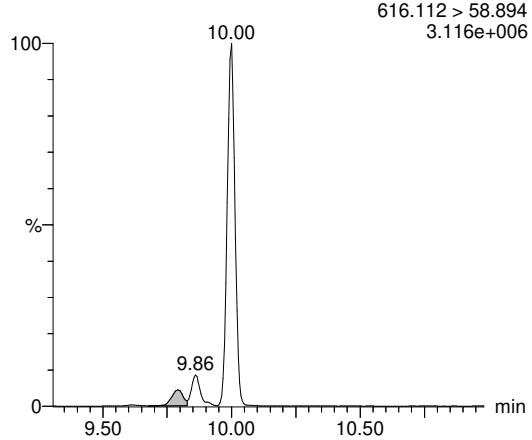

N-MeFOSE-SUM

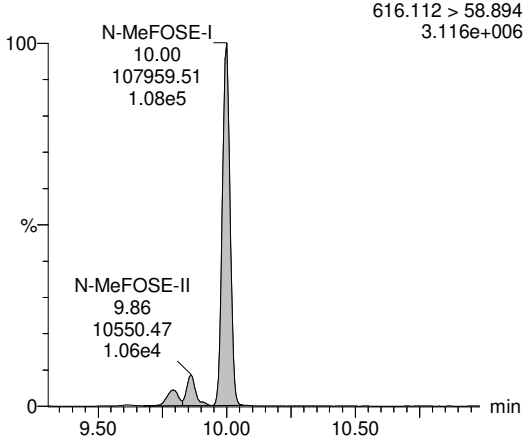

PV by TCH, SV by BRA 14-Jan-22, Conc. & LOD unit = ng for Inst QC, ng/mL for SPM, ng/L for samples

Quantify Sample Report **MassLynx MassLynx V4.1 SCN909**
SGS Axys Analytical Services, Ltd.

Dataset: G:\Masslynx\Inst_L\PFAS\quanfile\FC2L_009-b.qld

Last Altered: Wednesday, January 12, 2022 10:02:34 Pacific Standard Time
Printed: Friday, January 14, 2022 10:28:01 Pacific Standard Time

ID: WG79609-105,i, MSD, Name: FC2L_009S30, Description: 1,WG79609,2/4000uL, Date: 11-Jan-2022, Time: 18:42:52

N-MeFOSE

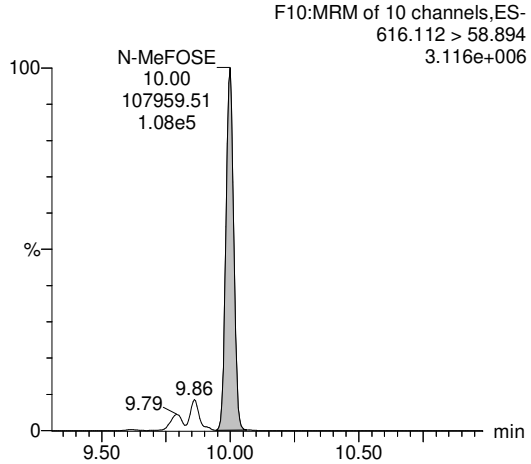

N-EtFOSE-I

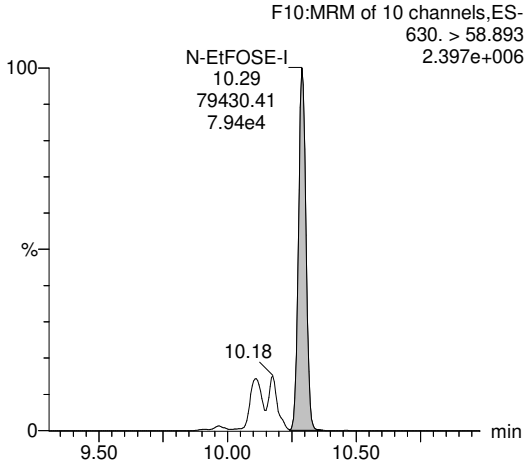

N-EtFOSE-II

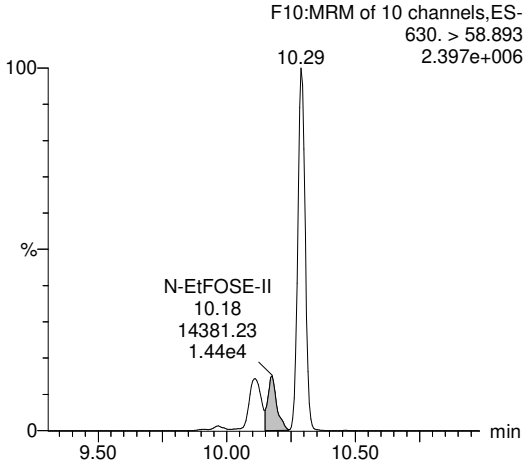

N-EtFOSE-III

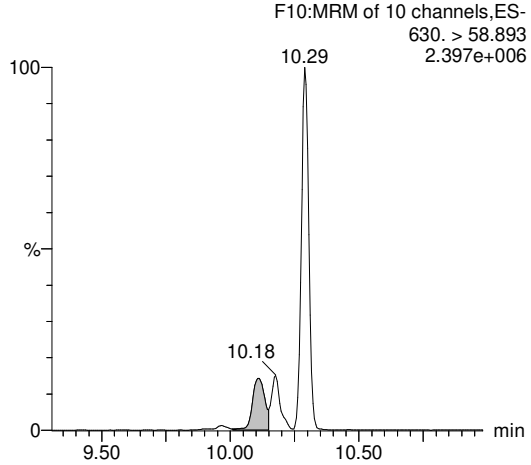

N-EtFOSE-SUM

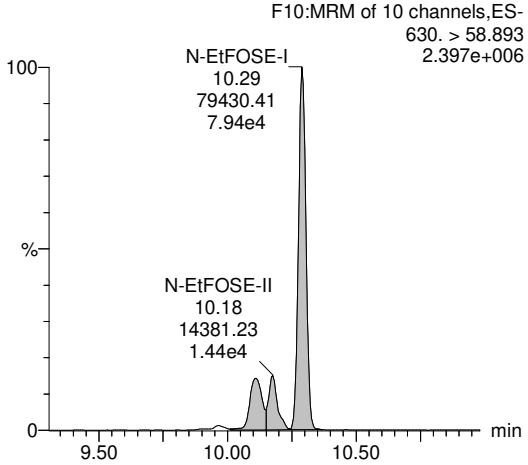

N-EtFOSE

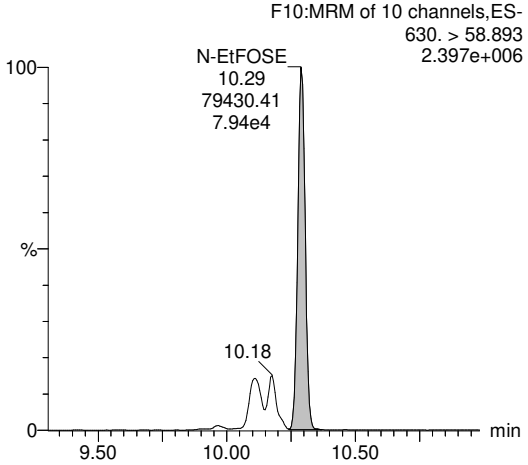

PV by TCH, SV by BRA 14-Jan-22, Conc. & LOD unit = ng for Inst QC, ng/mL for SPM, ng/L for samples

Quantify Sample Report **MassLynx MassLynx V4.1 SCN909**
SGS Axys Analytical Services, Ltd.

Dataset: G:\Masslynx\Inst_L\PFAS\quanfile\FC2L_009-b.qld

Last Altered: Wednesday, January 12, 2022 10:02:34 Pacific Standard Time
Printed: Friday, January 14, 2022 10:28:01 Pacific Standard Time

ID: WG79609-105,i, MSD, Name: FC2L_009S30, Description: 1,WG79609,2/4000uL, Date: 11-Jan-2022, Time: 18:42:52

HFPO-DA

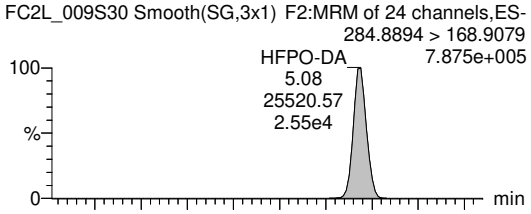

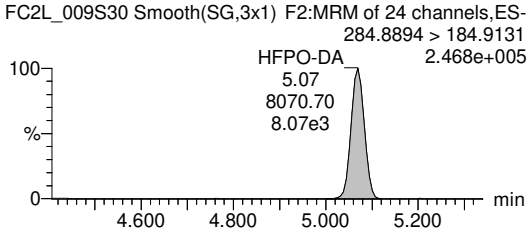

ADONA

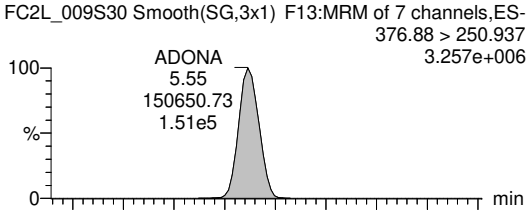

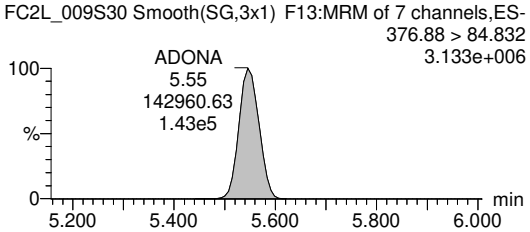

9Cl-PF3ONS



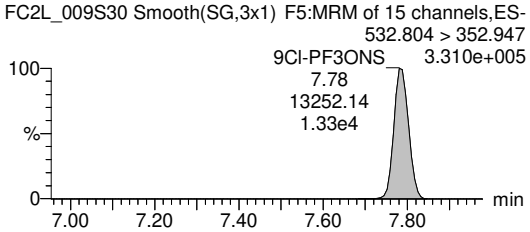

11Cl-PF3OUdS

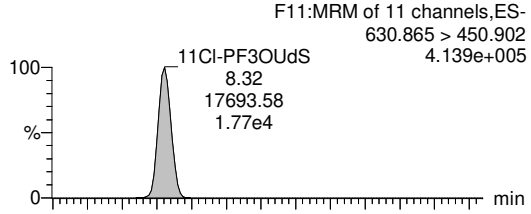

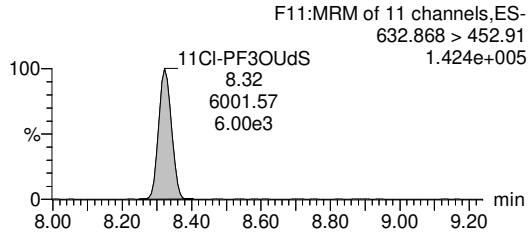

3:3 FTCA

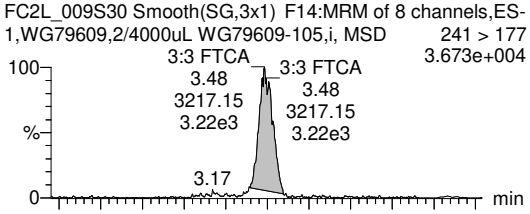

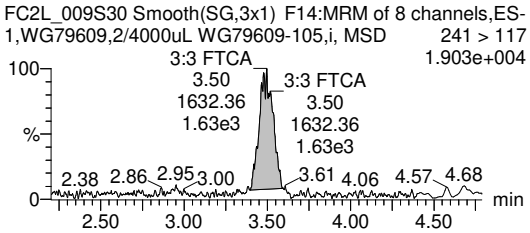

5:3 FTCA





PV by TCH, SV by BRA 14-Jan-22, Conc. & LOD unit = ng for Inst QC, ng/mL for SPM, ng/L for samples

Quantify Sample Report **MassLynx MassLynx V4.1 SCN909**
SGS Axys Analytical Services, Ltd.

Dataset: G:\Masslynx\Inst_L\PFAS\quanfile\FC2L_009-b.qld

Last Altered: Wednesday, January 12, 2022 10:02:34 Pacific Standard Time
Printed: Friday, January 14, 2022 10:28:01 Pacific Standard Time

ID: WG79609-105,i, MSD, Name: FC2L_009S30, Description: 1,WG79609,2/4000uL, Date: 11-Jan-2022, Time: 18:42:52

7:3 FTCA

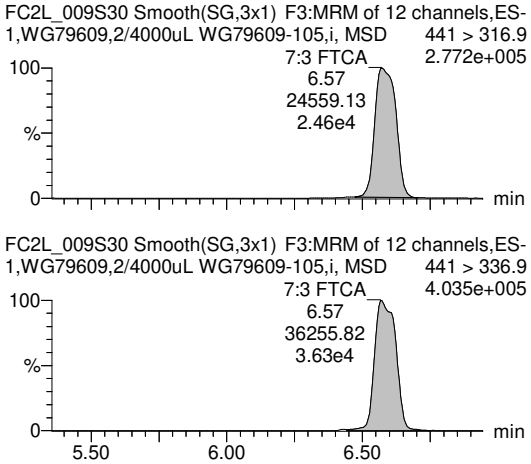

PFEESA

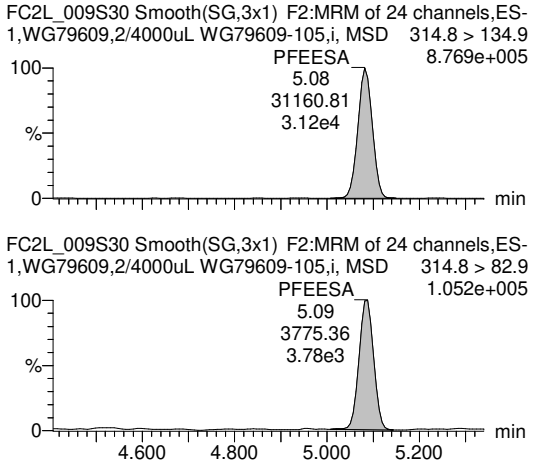

PFMPA

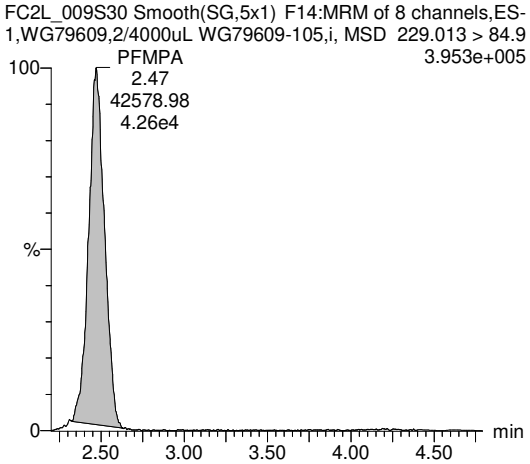

PFMBA

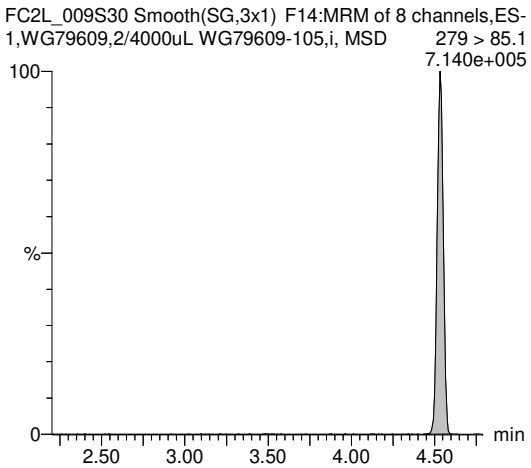

NFDHA

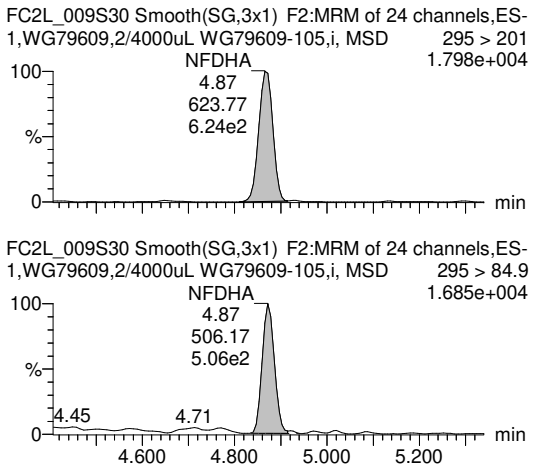

13C4-PFBA

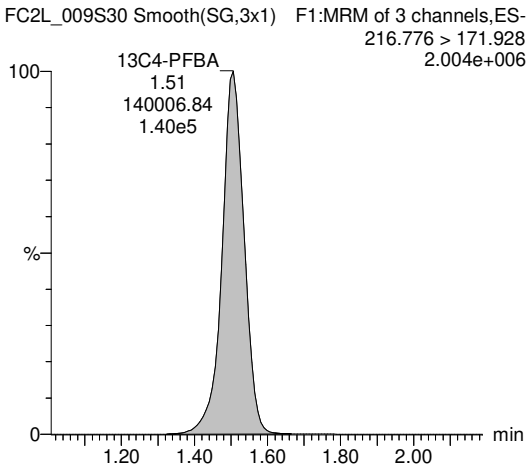

PV by TCH, SV by BRA 14-Jan-22, Conc. & LOD unit = ng for Inst QC, ng/mL for SPM, ng/L for samples

Quantify Sample Report **MassLynx MassLynx V4.1 SCN909**
SGS Axys Analytical Services, Ltd.

Dataset: G:\Masslynx\Inst_L\PFAS\quanfile\FC2L_009-b.qld

Last Altered: Wednesday, January 12, 2022 10:02:34 Pacific Standard Time
Printed: Friday, January 14, 2022 10:28:01 Pacific Standard Time

ID: WG79609-105,i, MSD, Name: FC2L_009S30, Description: 1,WG79609,2/4000uL, Date: 11-Jan-2022, Time: 18:42:52

13C5-PFPeA

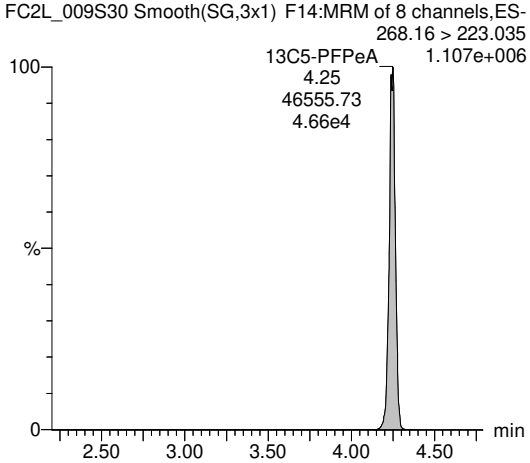

13C5-PFHxA

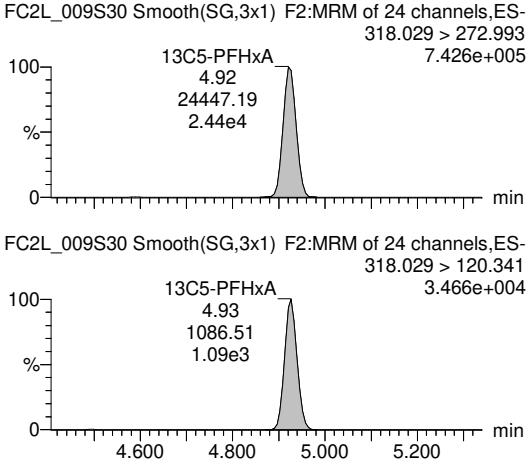

13C4-PFHpA

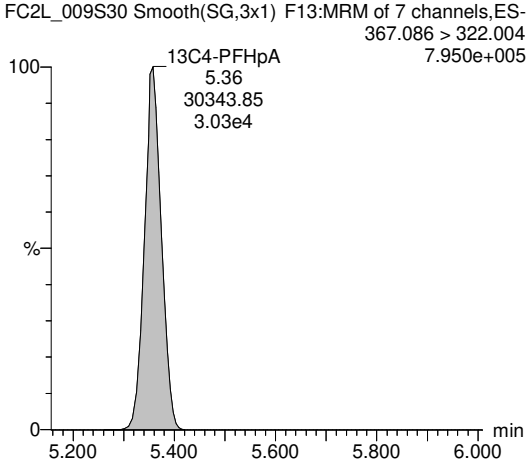

13C8-PFOA

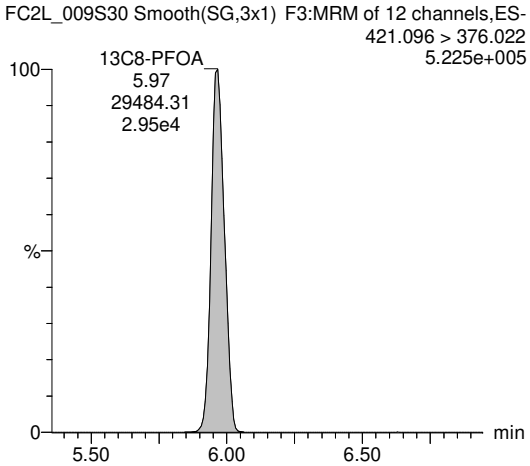

13C9-PFNA

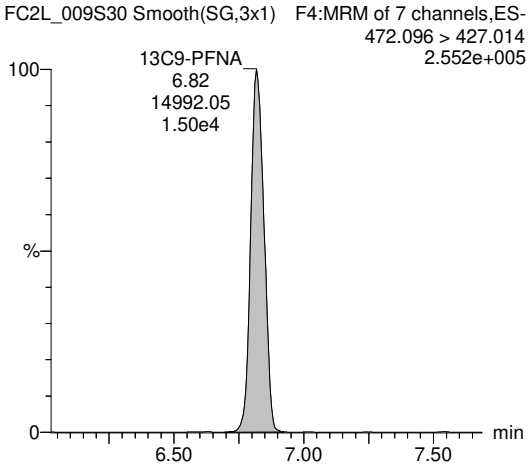

13C6-PFDA

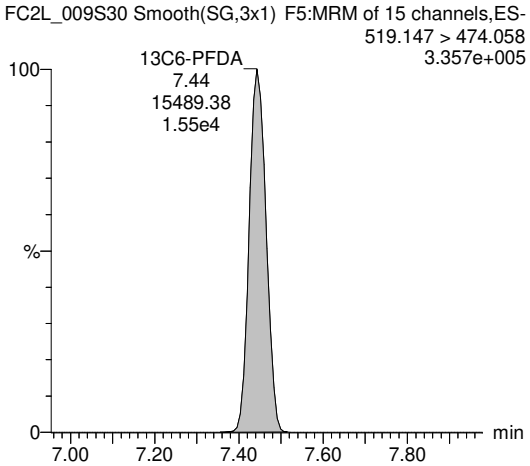

PV by TCH, SV by BRA 14-Jan-22, Conc. & LOD unit = ng for Inst QC, ng/mL for SPM, ng/L for samples

Quantify Sample Report **MassLynx MassLynx V4.1 SCN909**
SGS Axys Analytical Services, Ltd.

Dataset: G:\Masslynx\Inst_L\PFAS\quanfile\FC2L_009-b.qld

Last Altered: Wednesday, January 12, 2022 10:02:34 Pacific Standard Time
Printed: Friday, January 14, 2022 10:28:01 Pacific Standard Time

ID: WG79609-105,i, MSD, Name: FC2L_009S30, Description: 1,WG79609,2/4000uL, Date: 11-Jan-2022, Time: 18:42:52

13C7-PFUnA

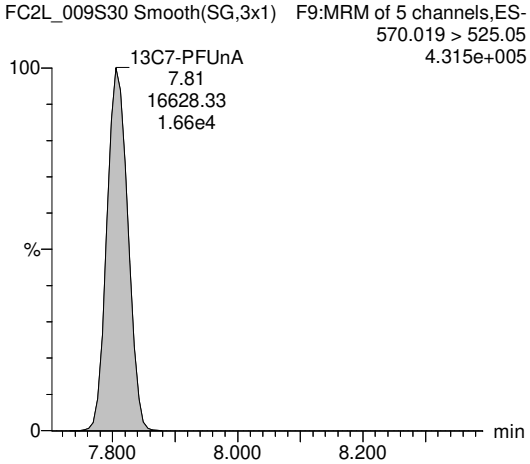

13C2-PFDoA

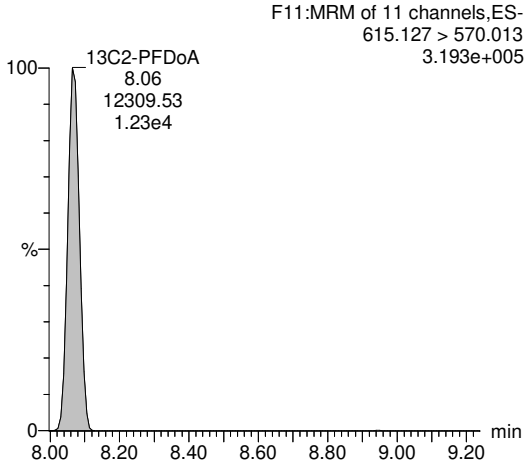

13C2-PFTeDA

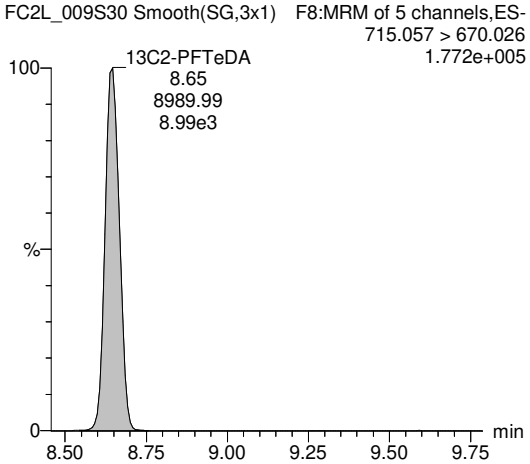

13C3-PFBS

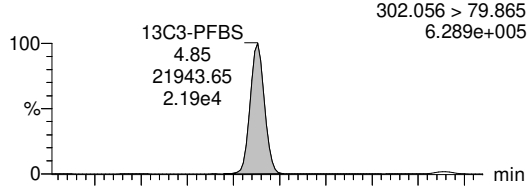

13C3-PFHxS

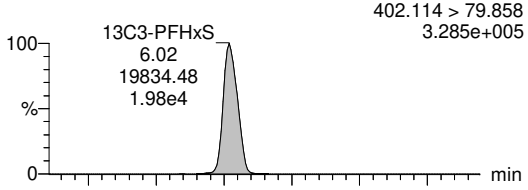

13C8-PFOS

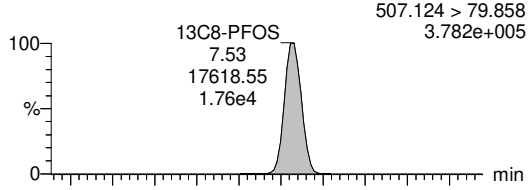

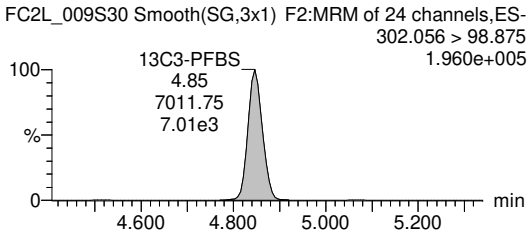

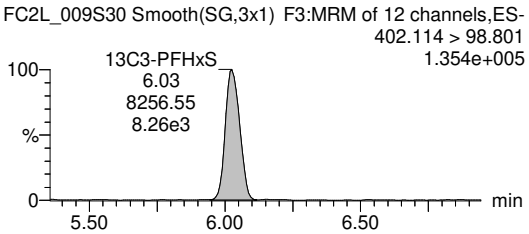

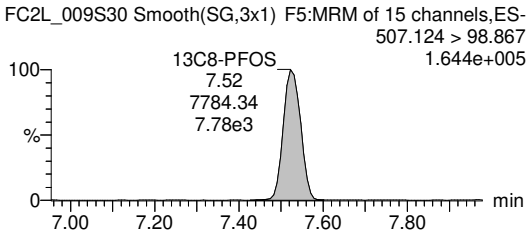

PV by TCH, SV by BRA 14-Jan-22, Conc. & LOD unit = ng for Inst QC, ng/mL for SPM, ng/L for samples

Quantify Sample Report **MassLynx MassLynx V4.1 SCN909**
SGS Axys Analytical Services, Ltd.

Dataset: G:\Masslynx\Inst_L\PFAS\quanfile\FC2L_009-b.qld

Last Altered: Wednesday, January 12, 2022 10:02:34 Pacific Standard Time
Printed: Friday, January 14, 2022 10:28:01 Pacific Standard Time

ID: WG79609-105,i, MSD, Name: FC2L_009S30, Description: 1,WG79609,2/4000uL, Date: 11-Jan-2022, Time: 18:42:52

13C2-4:2 FTS

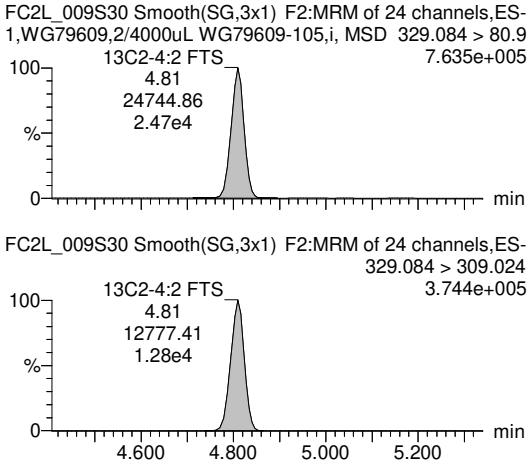

13C2-6:2 FTS

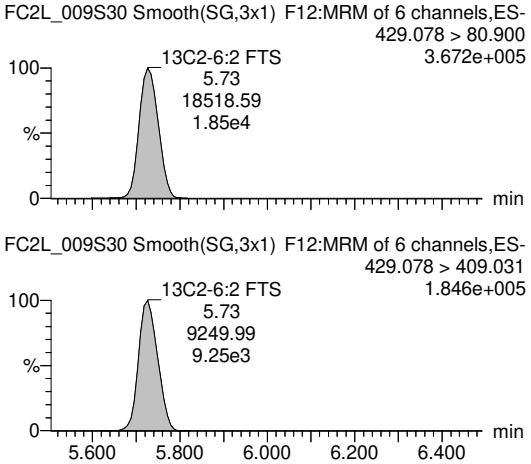

13C2-8:2 FTS

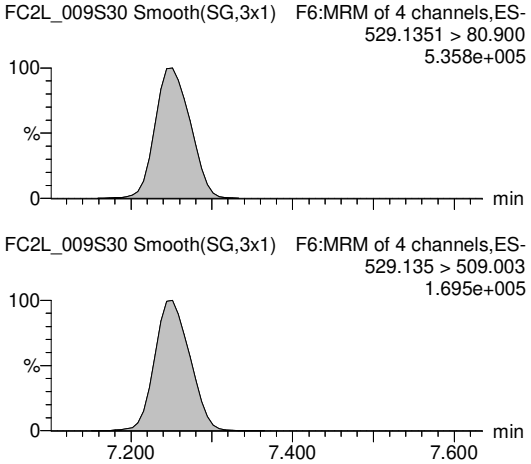

13C8-PFOSA

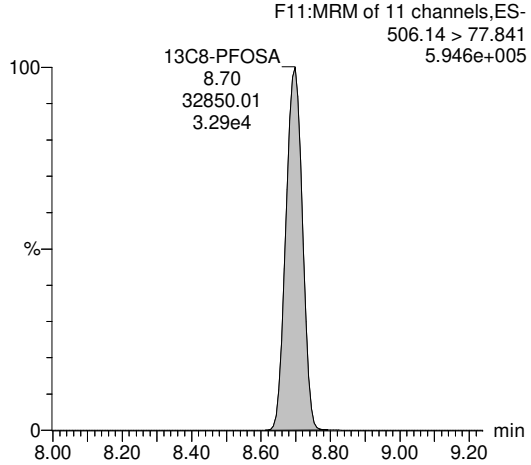

D3-N-MeFOSA

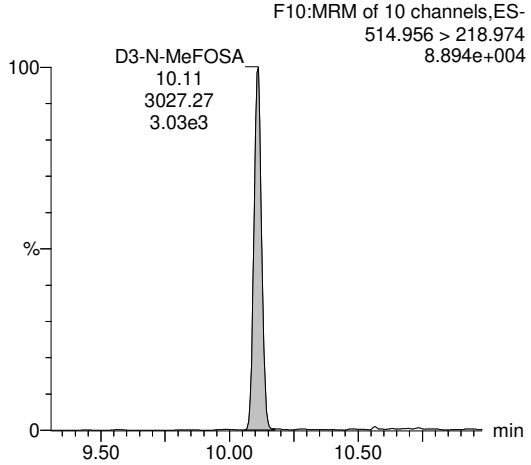

D5-N-EtFOSA

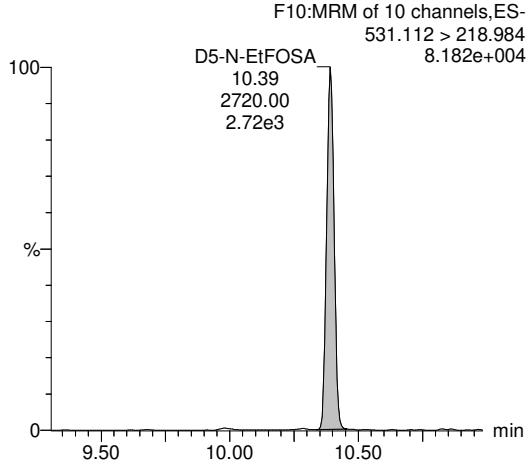

PV by TCH, SV by BRA 14-Jan-22, Conc. & LOD unit = ng for Inst QC, ng/mL for SPM, ng/L for samples

Quantify Sample Report **MassLynx MassLynx V4.1 SCN909**
SGS Axys Analytical Services, Ltd.

Dataset: G:\Masslynx\Inst_L\PFAS\quanfile\FC2L_009-b.qld

Last Altered: Wednesday, January 12, 2022 10:02:34 Pacific Standard Time
Printed: Friday, January 14, 2022 10:28:01 Pacific Standard Time

ID: WG79609-105,i, MSD, Name: FC2L_009S30, Description: 1,WG79609,2/4000uL, Date: 11-Jan-2022, Time: 18:42:52

D3-MeFOSAA

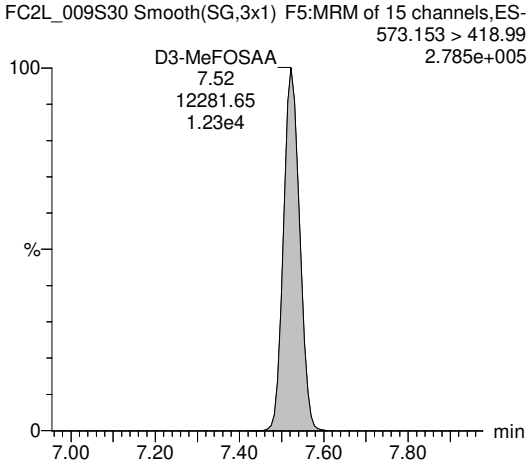

D5-EtFOSAA

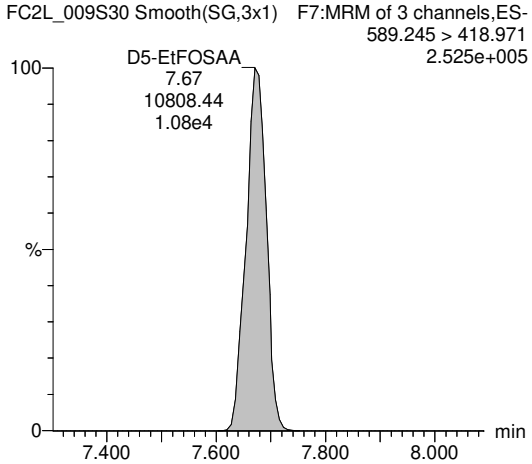

D7-N-MeFOSE

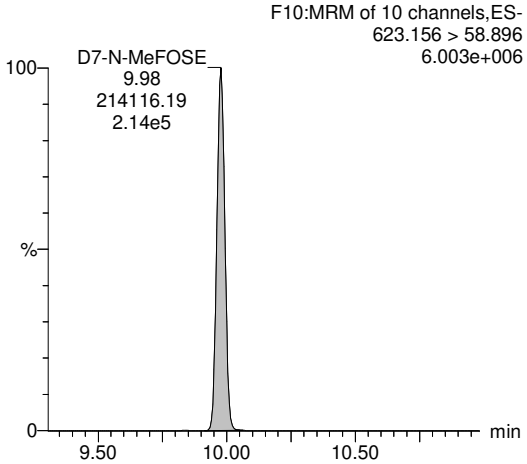

D9-N-EtFOSE

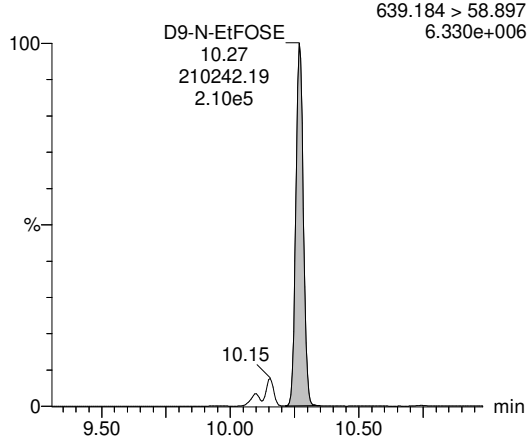

13C3-HFPO-DA

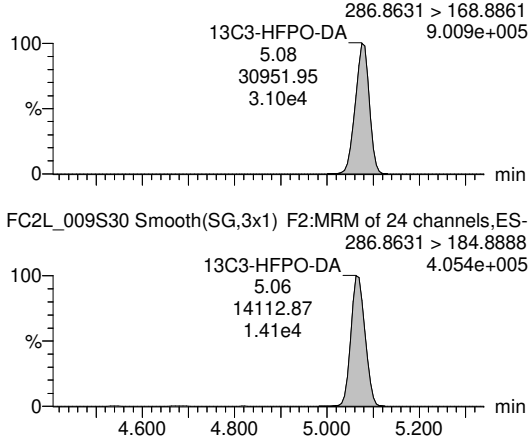

13C3-PFBA

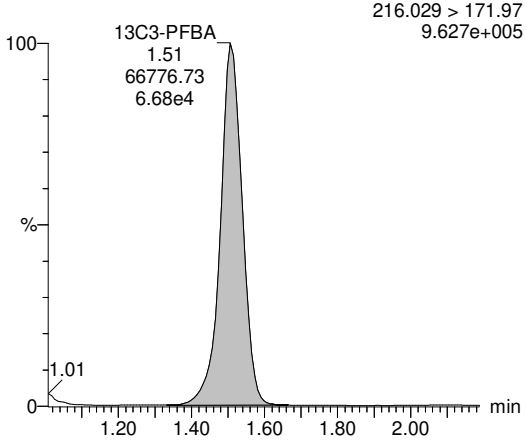

PV by TCH, SV by BRA 14-Jan-22, Conc. & LOD unit = ng for Inst QC, ng/mL for SPM, ng/L for samples

Quantify Sample Report **MassLynx MassLynx V4.1 SCN909**
SGS Axys Analytical Services, Ltd.

Dataset: G:\Masslynx\Inst_L\PFAS\quanfile\FC2L_009-b.qld

Last Altered: Wednesday, January 12, 2022 10:02:34 Pacific Standard Time
Printed: Friday, January 14, 2022 10:28:01 Pacific Standard Time

ID: WG79609-105,i, MSD, Name: FC2L_009S30, Description: 1,WG79609,2/4000uL, Date: 11-Jan-2022, Time: 18:42:52

13C2-PFHxA

FC2L_009S30 Smooth(SG,3x1) F2:MRM of 24 channels,ES-
315.083 > 269.984
1.014e+006

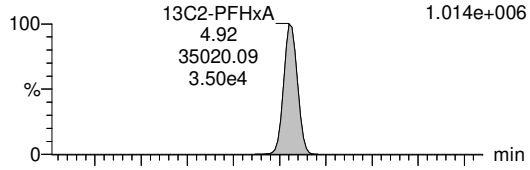

FC2L_009S30 Smooth(SG,3x1) F2:MRM of 24 channels,ES-
315.083 > 119.359
3.531e+004

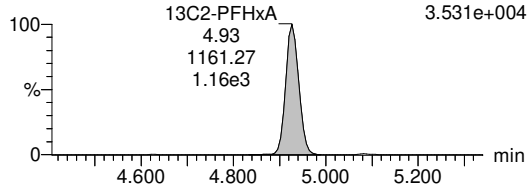

13C4-PFOA

FC2L_009S30 Smooth(SG,3x1) F3:MRM of 12 channels,ES-
417.083 > 171.95
1.676e+005

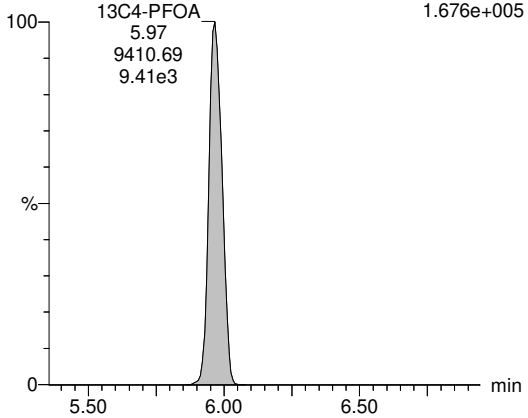

13C5-PFNA

FC2L_009S30 Smooth(SG,3x1) F4:MRM of 7 channels,ES-
468.019 > 423.008
2.584e+005

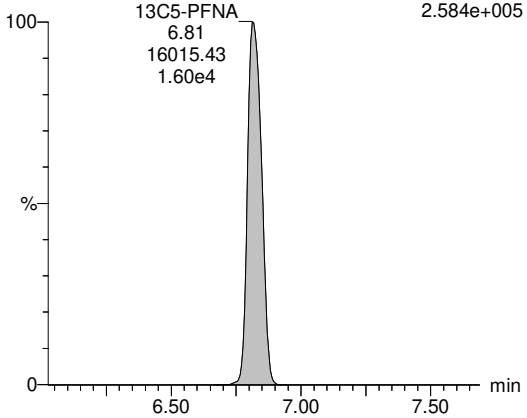

13C2-PFDA

FC2L_009S30 Smooth(SG,3x1) F5:MRM of 15 channels,ES-
515.134 > 470.05
3.617e+005

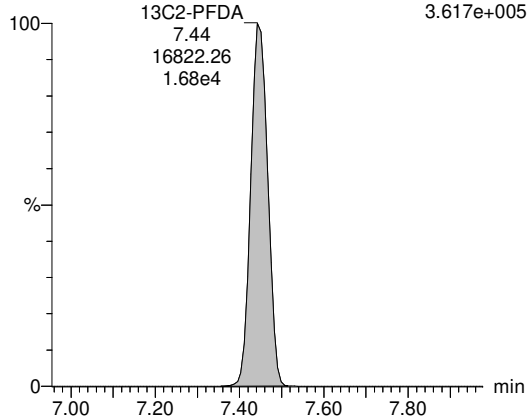

18O2-PFHxS

FC2L_009S30 Smooth(SG,3x1) F3:MRM of 12 channels,ES-
402.984 > 83.895
3.254e+005

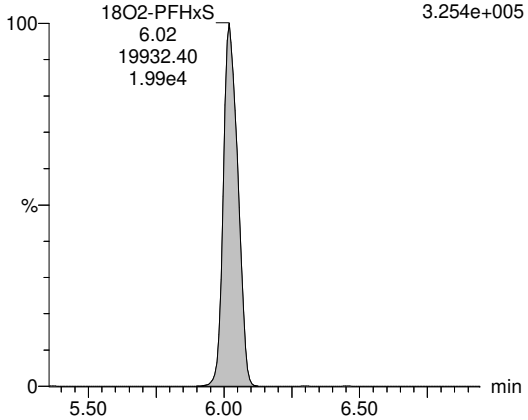

13C4-PFOS

FC2L_009S30 Smooth(SG,3x1) F5:MRM of 15 channels,ES-
502.791 > 79.856
4.379e+005

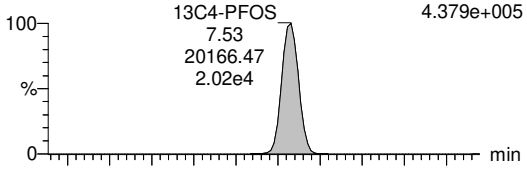

FC2L_009S30 Smooth(SG,3x1) F5:MRM of 15 channels,ES-
502.791 > 98.864
1.798e+005

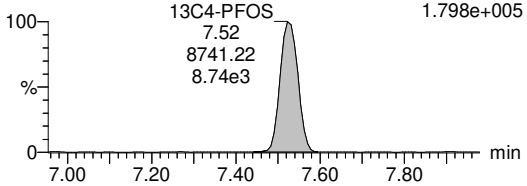

PV by TCH, SV by BRA 14-Jan-22, Conc. & LOD unit = ng for Inst QC, ng/mL for SPM, ng/L for samples

Quantify Sample Report **MassLynx MassLynx V4.1 SCN909**
SGS Axys Analytical Services, Ltd.

Dataset: G:\Masslynx\Inst_L\PFAS\quanfile\FC2L_009-b.qld

Last Altered: Wednesday, January 12, 2022 10:02:34 Pacific Standard Time
Printed: Friday, January 14, 2022 10:28:01 Pacific Standard Time

ID: WG79609-105,i, MSD, Name: FC2L_009S30, Description: 1,WG79609,2/4000uL, Date: 11-Jan-2022, Time: 18:42:52

13C2-D4-6:2 FTS

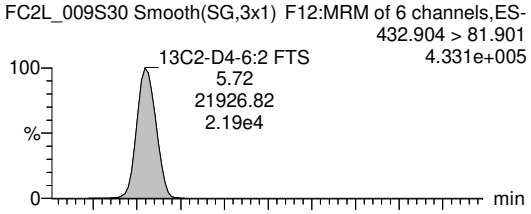

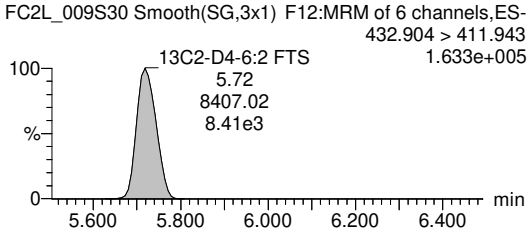

PV by TCH, SV by BRA 14-Jan-22, Conc. & LOD unit = ng for Inst QC, ng/mL for SPM, ng/L for samples

Quantify Sample Report **MassLynx MassLynx V4.1 SCN909**
SGS Axys Analytical Services, Ltd.

Dataset: G:\Masslynx\Inst_L\PFAS\quanfile\FC2L_009-b.qld

Last Altered: Wednesday, January 12, 2022 10:02:34 Pacific Standard Time
Printed: Friday, January 14, 2022 10:28:01 Pacific Standard Time

ID: WG79609-105,i, MSD, Name: FC2L_009S30, Description: 1,WG79609,2/4000uL, Date: 11-Jan-2022, Time: 18:42:52

#	IS#	Name	RT	Area	Confirm. Ion Area	IS Area	Std. Conc	Conc.	LOD	%Rec	Ratio (Pr...	Ratio	Ratio Fail(Y...	S/N	Noi...	IS Height	Samp. size	F2	Fla...
1	84	PFBA	1.51	79940		140007	20.000	46.993	0.2673	113.8				517	2168	2002323	0.484	1.0	bb
2	85	PFPeA	4.24	44684		46556	10.000	32.790	0.9132	158.8				100	9858	1106386	0.484	1.0	bd
3	86	PFHxA	4.93	23171	4629	24447	5.000	18.428	0.2140	178.5	4.85	5.01	NO	239	2723	742291	0.484	1.0	dd
4	87	PFHpA	5.36	24573	11815	30344	5.000	15.242	0.0814	147.7	2.16	2.08	NO	534	1145	794765	0.484	1.0	bb
5	88	PFOA-I	5.97	28100	15037	29484	0.000	13.442	0.2261		1.96	1.87	NO	175	2791	522374	0.484	1.0	bb
6	88	PFOA-II				29484	0.000		0.2261		0.00				2791	522374	0.484	1.0	
7	88	PFOA-III				29484	0.000		0.2261		0.00				2791	522374	0.484	1.0	
8	88	PFOA-IV				29484	0.000		0.2261		0.00				2791	522374	0.484	1.0	
9		PFOA-SUM		28100		29484	0.000	13.442	0.2261						2791	522374	0.484	1.0	
10	88	PFOA	5.97	28100	15037	29484	5.000	13.442	0.2261	130.2	1.96	1.87	NO	175	2791	522374	0.484	1.0	bb
11	89	PFNA-I	6.82	16779	6099	14992	0.000	11.278	0.1154		2.85	2.75	NO	290	974	255089	0.484	1.0	dd
12	89	PFNA-II				14992	0.000		0.1154		0.00				974	255089	0.484	1.0	
13	89	PFNA-III				14992	0.000		0.1154		0.00				974	255089	0.484	1.0	
14		PFNA-SUM		16779		14992	0.000	11.278	0.1154						974	255089	0.484	1.0	
15	89	PFNA	6.82	16779	6099	14992	5.000	11.278	0.1154	109.3	2.85	2.75	NO	290	974	255089	0.484	1.0	dd
16	90	PFDA	7.44	13596	4600	15489	5.000	10.817	0.0971	104.8	3.07	2.96	NO	342	881	335599	0.484	1.0	bb
17	91	PFUnA	7.81	13598	2971	16628	5.000	11.063	0.0737	107.2	4.31	4.58	NO	450	783	431325	0.484	1.0	bb
18	92	PFDoA	8.06	13385	1927	12310	5.000	10.449	0.0433	101.2	7.42	6.94	NO	742	479	319176	0.484	1.0	bb
19	M...	PFTrDA	8.31	9088	2969	10650	5.000	10.458	0.0724	101.3	3.08	3.06	NO	458	470	248137	0.484	1.0	bb
20	93	PFTeDA	8.64	6878	2630	8990	5.000	10.578	0.1299	102.5	2.82	2.62	NO	238	555	177097	0.484	1.0	db
21	94	PFBS	4.85	13470	5097	21944	5.000	10.992	0.1019	106.5	2.59	2.64	NO	299	1191	627619	0.484	1.0	bb
22	95	PFPeS	5.36	11557	4912	19834	5.015	12.189	0.0571	117.8	2.24	2.35	NO	943	299	328478	0.484	1.0	db
23	95	PFHxS-I	6.03	11519	4974	19834	0.000	10.201	0.0123		2.37	2.32	NO	2376	77	328478	0.484	1.0	db
24	95	PFHxS-II	5.82	1320	469	19834	0.000	1.169	0.0123		3.26	2.82	NO	313	77	328478	0.484	1.0	dd
25	95	PFHxS-III	5.76	670	258	19834	0.000	0.593	0.0123		2.72	2.60	NO	169	77	328478	0.484	1.0	bd
26		PFHxS-SUM		13509		19834	0.000	11.963	0.0369						77	328478	0.484	1.0	
27	95	PFHxS	6.03	11519	4974	19834	5.000	10.201	0.0123	98.8	2.40	2.32	NO	2376	77	328478	0.484	1.0	db
28	96	PFHpS	6.92	8853	4675	17619	5.011	9.556	0.0332	92.4	2.12	1.89	NO	684	220	378218	0.484	1.0	bb
29	96	PFOS-I	7.53	12680	5273	17619	0.000	11.959	0.0234		2.42	2.40	NO	1550	178	378218	0.484	1.0	db
30	96	PFOS-II	7.40	1226	514	17619	0.000	1.156	0.0234		2.75	2.39	NO	123	178	378218	0.484	1.0	dd
31	96	PFOS-III	7.32	1474	148	17619	0.000	1.390	0.0234		8.19	9.97	NO	153	178	378218	0.484	1.0	bd
32	96	PFOS-IV	7.14	134	13	17619	0.000	0.126	0.0234		2.14	10.11	YES	12	178	378218	0.484	1.0	bb
33		PFOS-SUM		15513		17619	0.000	14.631	0.0936						178	378218	0.484	1.0	
34	96	PFOS	7.53	12680	5273	17619	5.000	11.959	0.0234	115.9	2.54	2.40	NO	1550	178	378218	0.484	1.0	db
35	96	PFNS	7.88	9501	4186	17619	5.010	9.435	0.0134	91.2	2.36	2.27	NO	2561	96	378218	0.484	1.0	dd

PV by TCH, SV by BRA 14-Jan-22, Conc. & LOD unit = ng for Inst QC, ng/mL for SPM, ng/L for samples

Quantify Sample Report **MassLynx MassLynx V4.1 SCN909**
SGS Axys Analytical Services, Ltd.

Dataset: G:\Masslynx\Inst_L\PFAS\quanfile\FC2L_009-b.qld

Last Altered: Wednesday, January 12, 2022 10:02:34 Pacific Standard Time
Printed: Friday, January 14, 2022 10:28:01 Pacific Standard Time

ID: WG79609-105,i, MSD, Name: FC2L_009S30, Description: 1,WG79609,2/4000uL, Date: 11-Jan-2022, Time: 18:42:52

#	IS#	Name	RT	Area	Confirm. Ion Area	IS Area	Std. Conc	Conc.	LOD	%Rec	Ratio (Pr...	Ratio	Ratio Fail(Y...	S/N	Noi...	IS Height	Samp. size	F2	Fla...
36	96	PFDS	8.14	8671	3830	17619	5.000	9.018	0.0051	87.4	2.36	2.26	NO	6375	35	378218	0.484	1.0	bb
37	96	PFDoS	8.78	6068	2613	17619	5.008	7.661	0.0142	74.1	2.24	2.32	NO	1408	81	378218	0.484	1.0	bb
38	97	4:2 FTS	4.81	8844	26413	24745	20.000	31.289	0.0424	75.8	0.43	0.33	NO	1983	123	762751	0.484	1.0	bb
39	98	6:2 FTS	5.73	8552	20612	18519	18.000	36.888	0.0307	99.3	0.44	0.41	NO	3668	47	367051	0.484	1.0	bb
40	99	8:2 FTS	7.25	8334	15052	26779	20.000	48.023	0.0170	116.3	0.57	0.55	NO	8878	20	535539	0.484	1.0	bb
41	100	PFOSA-I	8.70	15608		32850	0.000	9.868	0.0075					3961	71	594368	0.484	1.0	db
42	100	PFOSA-II	8.56	1463		32850	0.000	0.925	0.0075					287	71	594368	0.484	1.0	dd
43		PFOSA-SUM		17071		32850	0.000	10.792	0.0150						71	594368	0.484	1.0	
44	100	PFOSA	8.70	15608		32850	5.000	9.868	0.0075	95.6				3961	71	594368	0.484	1.0	db
45	101	N-MeFOSA-I	10.11	1538	2817	3027	0.000	9.358	0.0678		0.55	0.55	NO	434	109	88870	0.484	1.0	db
46	101	N-MeFOSA-II	9.93	99	84	3027	0.000	0.603	0.0678		1.14	1.19	NO	28	109	88870	0.484	1.0	bd
47		N-MeFOSA-SUM		1637		3027	0.000	9.961	0.1356						109	88870	0.484	1.0	
48	101	N-MeFOSA	10.11	1538	2817	3027	5.750	9.358	0.0678	78.8	0.53	0.55	NO	434	109	88870	0.484	1.0	db
49	102	N-EtFOSA-I	10.40	2874	5109	2720	0.000	18.143	0.0357		0.55	0.56	NO	1578	57	81649	0.484	1.0	db
50	102	N-EtFOSA-II	10.25	500	511	2720	0.000	3.156	0.0357		1.28	0.98	NO	242	57	81649	0.484	1.0	dd
51		N-EtFOSA-SUM		3373		2720	0.000	21.298	0.0714						57	81649	0.484	1.0	
52	102	N-EtFOSA	10.40	2874	5109	2720	12.500	18.143	0.0357	70.3	0.53	0.56	NO	1578	57	81649	0.484	1.0	db
53	103	MeFOSAA-I	7.53	2456	1082	12282	0.000	9.705	0.0159		2.01	2.27	NO	1821	30	278346	0.484	1.0	db
54	103	MeFOSAA-II	7.40	308	312	12282	0.000	1.216	0.0159		1.84	0.99	NO	203	30	278346	0.484	1.0	dd
55	103	MeFOSAA-III	7.40	308	312	12282	0.000	1.216	0.0159		0.29	0.99	YES	203	30	278346	0.484	1.0	dd
56		MeFOSAA-SUM		3071		12282	0.000	12.136	0.0476						30	278346	0.484	1.0	
57	103	MeFOSAA	7.53	2456	1082	12282	5.000	9.705	0.0159	94.0	1.87	2.27	NO	1821	30	278346	0.484	1.0	db
58	104	EtFOSAA-I	7.68	1964	1407	10808	0.000	9.889	0.0597		1.24	1.40	NO	533	92	252470	0.484	1.0	db
59	104	EtFOSAA-II	7.56	162	216	10808	0.000	0.815	0.0597		0.34	0.75	YES	40	92	252470	0.484	1.0	dd
60	104	EtFOSAA-III	7.52	35	43	10808	0.000	0.175	0.0597		0.63	0.80	NO	12	92	252470	0.484	1.0	bd
61		EtFOSAA-SUM		2161		10808	0.000	10.878	0.1792						92	252470	0.484	1.0	
62	104	EtFOSAA	7.68	1964	1407	10808	5.000	9.889	0.0597	95.8	1.09	1.40	NO	533	92	252470	0.484	1.0	db
63	105	N-MeFOSE-I	10.00	107960		214116	0.000	94.415	0.0602					4841	642	5998125	0.484	1.0	bb
64	105	N-MeFOSE-II	9.86	10550		214116	0.000	9.227	0.0602					412	642	5998125	0.484	1.0	db
65	105	N-MeFOSE-III	9.79	7019		214116	0.000	6.139	0.0602					211	642	5998125	0.484	1.0	bd
66		N-MeFOSE-SUM		125529		214116	0.000	109.780	0.1805						642	5998125	0.484	1.0	
67	105	N-MeFOSE	10.00	107960		214116	50.000	94.415	0.0602	91.5				4841	642	5998125	0.484	1.0	bb
68	106	N-EtFOSE-I	10.29	79430		210242	0.000	65.543	0.0269					7319	327	6323938	0.484	1.0	db
69	106	N-EtFOSE-II	10.18	14381		210242	0.000	11.867	0.0269					1102	327	6323938	0.484	1.0	dd
70	106	N-EtFOSE-III	10.11	18846		210242	0.000	15.551	0.0269					1046	327	6323938	0.484	1.0	dd

PV by TCH, SV by BRA 14-Jan-22, Conc. & LOD unit = ng for Inst QC, ng/mL for SPM, ng/L for samples

Quantify Sample Report **MassLynx MassLynx V4.1 SCN909**
SGS Axys Analytical Services, Ltd.

Dataset: G:\Masslynx\Inst_L\PFAS\quanfile\FC2L_009-b.qld

Last Altered: Wednesday, January 12, 2022 10:02:34 Pacific Standard Time
Printed: Friday, January 14, 2022 10:28:01 Pacific Standard Time

ID: WG79609-105,i, MSD, Name: FC2L_009S30, Description: 1,WG79609,2/4000uL, Date: 11-Jan-2022, Time: 18:42:52

#	IS#	Name	RT	Area	Confirm. Ion Area	IS Area	Std. Conc	Conc.	LOD	%Rec	Ratio (Pr...	Ratio	Ratio Fail(Y...	S/N	Noi...	IS Height	Samp. size	F2	Fla...
71		N-EtFOSE-SUM		112657		210242	0.000	92.961	0.0807						327	6323938	0.484	1.0	
72	106	N-EtFOSE	10.29	79430		210242	37.500	65.543	0.0269	84.7				7319	327	6323938	0.484	1.0	db
73	107	HFPO-DA	5.08	25521	8071	30952	19.000	62.281	0.0104	158.8	2.87	3.16	NO	190...	41	900798	0.484	1.0	bb
74	107	ADONA	5.55	150651	142961	30952	20.000	57.274	0.0030	138.7	1.08	1.05	NO	419...	78	900798	0.484	1.0	bb
75	107	9Cl-PF3ONS	7.79	39956	13252	30952	20.038	53.584	0.0028	129.5	3.20	3.02	NO	491...	20	900798	0.484	1.0	bb
76	107	11Cl-PF3OUdS	8.32	17694	6002	30952	20.032	43.929	0.0066	106.2	3.13	2.95	NO	159...	26	900798	0.484	1.0	bb
77	85	3:3 FTCA	3.48	3217	1632	46556	20.000	34.427	1.2012	83.4	1.75	1.97	NO	39	889	1106386	0.484	1.0	bb
78	86	5:3 FTCA	5.16	43276	35551	24447	125.000	212.349	0.1283	82.3	1.20	1.22	NO	3717	265	742291	0.484	1.0	bb
79	86	7:3 FTCA	6.57	24559	36256	24447	125.000	206.521	0.0776	80.0	0.71	0.68	NO	2943	93	742291	0.484	1.0	bb
80	86	PFEESA	5.08	31161	3775	24447	5.000	8.332	0.0205	80.7	9.28	8.25	NO	1131	775	742291	0.484	1.0	bb
81	85	PFMPA	2.47	42579		46556	10.000	20.663	0.0915	100.1				260	1494	1106386	0.484	1.0	bb
82	85	PFMBA	4.53	29951		46556	5.000	10.919	0.0070	105.8				4662	153	1106386	0.484	1.0	bb
83	86	NFDHA	4.87	624	506	24447	10.000	12.152	0.0728	58.9	0.94	1.23	NO	474	38	742291	0.484	1.0	bb
84	108	13C4-PFBA	1.51	140007		66777	40.000	75.795	0.0127	91.8				178...	112	960158	0.484	1.0	bb
85	109	13C5-PFPeA	4.25	46556		35020	20.000	33.383	0.0106	80.9				7721	143	1014216	0.484	1.0	bb
86	109	13C5-PFHxA	4.92	24447	1087	35020	10.000	20.605	0.0101	99.8	23.32	22.50	NO	6439	115	1014216	0.484	1.0	bb
87	110	13C4-PFHpA	5.36	30344		9411	10.000	20.071	0.0027	97.2				330...	24	167528	0.484	1.0	bb
88	110	13C8-PFOA	5.97	29484		9411	10.000	17.351	0.0024	84.1				212...	25	167528	0.484	1.0	bb
89	111	13C9-PFNA	6.82	14992		16015	5.000	8.422	0.0073	81.6				3639	70	258438	0.484	1.0	bb
90	112	13C6-PFDA	7.44	15489		16822	5.000	9.444	0.0045	91.5				6330	53	361548	0.484	1.0	bb
91	112	13C7-PFUnA	7.81	16628		16822	5.000	9.342	0.0024	90.5				139...	31	361548	0.484	1.0	bb
92	112	13C2-PFDoA	8.06	12310		16822	5.000	8.034	0.0020	77.8				146...	22	361548	0.484	1.0	bb
93	112	13C2-PFTeDA	8.65	8990		16822	5.000	6.690	0.0071	64.8				2602	68	361548	0.484	1.0	db
94	113	13C3-PFBS	4.85	21944	7012	19932	10.030	18.276	0.0564	88.3	2.73	3.13	NO	1703	368	325326	0.484	1.0	bb
95	113	13C3-PFHxS	6.02	19834	8257	19932	10.015	18.108	0.0133	87.6	2.38	2.40	NO	4145	79	325326	0.484	1.0	bb
96	114	13C8-PFOS	7.53	17619	7784	20166	10.062	19.859	0.0049	95.6	2.33	2.26	NO	119...	32	437772	0.484	1.0	bd
97	115	13C2-4:2 FTS	4.81	24745	12777	21927	20.168	42.557	0.1434	102.2	1.62	1.94	NO	1390	549	433005	0.484	1.0	db
98	115	13C2-6:2 FTS	5.73	18519	9250	21927	19.998	38.382	0.0077	93.0	1.88	2.00	NO	149...	24	433005	0.484	1.0	db
99	115	13C2-8:2 FTS	7.25	26779	8494	21927	20.040	35.081	0.0445	84.8	3.76	3.15	NO	2394	224	433005	0.484	1.0	bb
1...	114	13C8-PFOSA	8.70	32850		20166	10.000	18.505	0.0029	89.6				156...	38	437772	0.484	1.0	bb
1...	114	D3-N-MeFOSA	10.11	3027		20166	10.000	11.133	0.0491	53.9				920	97	437772	0.484	1.0	bd
1...	114	D5-N-EtFOSA	10.39	2720		20166	10.000	9.982	0.0110	48.4				3752	22	437772	0.484	1.0	bb
1...	115	D3-MeFOSAA	7.52	12282		21927	20.000	24.212	0.0081	58.6				103...	27	433005	0.484	1.0	bb
1...	115	D5-EtFOSAA	7.67	10808		21927	20.000	25.958	0.0095	62.9				9707	26	433005	0.484	1.0	dd
1...	114	D7-N-MeFOSE	9.98	214116		20166	100.000	118.403	0.0477	57.4				9609	624	437772	0.484	1.0	bb

PV by TCH, SV by BRA 14-Jan-22, Conc. & LOD unit = ng for Inst QC, ng/mL for SPM, ng/L for samples

Quantify Sample Report **MassLynx MassLynx V4.1 SCN909**
SGS Axys Analytical Services, Ltd.

Dataset: G:\Masslynx\Inst_L\PFAS\quanfile\FC2L_009-b.qld

Last Altered: Wednesday, January 12, 2022 10:02:34 Pacific Standard Time
Printed: Friday, January 14, 2022 10:28:01 Pacific Standard Time

ID: WG79609-105,i, MSD, Name: FC2L_009S30, Description: 1,WG79609,2/4000uL, Date: 11-Jan-2022, Time: 18:42:52

#	IS#	Name	RT	Area	Confirm. Ion Area	IS Area	Std. Conc	Conc.	LOD	%Rec	Ratio (Pr...	Ratio	Ratio Fail(Y...	S/N	Noi...	IS Height	Samp. size	F2	Fla...
1...	114	D9-N-EtFOSE	10.27	210242		20166	100.000	89.880	0.0275	43.5				135...	466	437772	0.484	1.0	bb
1...	109	13C3-HFPO-DA	5.08	30952	14113	35020	40.000	55.916	0.0080	67.7	2.64	2.19	NO	209...	43	1014216	0.484	1.0	bb
1...		13C3-PFBA	1.51	66777			20.000	28.000	0.0178	67.8				4721	203		0.484	1.0	db
1...		13C2-PFHxA	4.92	35020	1161		10.000	13.229	0.0062	64.1	35.50	30.16	NO	6431	158		0.484	1.0	bb
110		13C4-PFOA	5.97	9411			10.000	14.795	0.0078	71.7				5659	30		0.484	1.0	bb
111		13C5-PFNA	6.81	16015			5.000	7.146	0.0016	69.2				137...	19		0.484	1.0	dd
112		13C2-PFDA	7.44	16822			5.000	6.727	0.0032	65.2				6309	57		0.484	1.0	bb
113		18O2-PFHxS	6.02	19932			10.050	14.470	0.0039	69.7				110...	29		0.484	1.0	bb
114		13C4-PFOS	7.53	20166	8741		10.150	13.483	0.0023	64.4	2.17	2.31	NO	173...	25		0.484	1.0	bb
115		13C2-D4-6:2 F...	5.72	21927	8407		20.000	70.583	0.0067	171.0	2.50	2.61	NO	315...	14		0.484	1.0	bb

PV by TCH, SV by BRA 14-Jan-22, Conc. & LOD unit = ng for Inst QC, ng/mL for SPM, ng/L for samples

Sample List Report **MassLynx MassLynx V4.2 SCN1001**

Sample List: G:\Masslynx\Inst_L_Master.PRO\Sample DB\FC1L_080.SPL
Last Modified: Monday, February 22, 2021 10:52:21 Pacific Standard Time
Printed: Monday, February 22, 2021 10:54:52 Pacific Standard Time

Page Position (1, 1)

	File Name	Sample ID	File Text	Bottle	SignIn	SignOut	Inj VoL	EXP
1	FC1L_080S01	MeOH,, MLA110 UPLC option	1,,2uL	1:8,A	[illegible]	GW	2.0	[illegible]
2	FC1L_080S02	MeOH,, more Targets for EPA	1,,2uL	1:8,A	---	---	2.0	---
3	FC1L_080S03	MeOH,, A new format	1,,2uL	1:8,A	---	---	2.0	---
4	FC1L_080S04	FC042A-CAL,, /01	1,,2uL	2:7,B	---	---	2.0	---
5	FC1L_080S05	MeOH,, MLA914-PFAS UPLC_01	1,,2uL	1:8,A	---	---	2.0	---
6	FC1L_080S06	FC042(0)-SUR,, /01	1,,2uL	2:7,A	---	---	2.0	---
7	FC1L_080S07	MeOH,, w trap	1,,2uL	1:8,A	---	---	2.0	---
8	FC1L_080S08	MeOH,, MLA914	1,,2uL	1:8,A	---	---	2.0	---
9	FC1L_080S09	MeOH,, Optimized MRM exp	1,,2uL	1:8,A	---	---	2.0	---
10	FC1L_080S10	MeOH,, MLA110 column	1,,2uL	1:8,A	---	---	2.0	---
11	FC1L_080S11	MeOH,,	1,,2uL	1:8,A	---	---	2.0	---
12	FC1L_080S12	MeOH,, New Format	1,,2uL	1:8,A	---	---	2.0	---
13	FC1L_080S13	FC042(0)-SUR,, /02	1,,2uL	2:7,A	---	---	2.0	---
14	FC1L_080S14	FC046(0)-SUR,, /01	1,,2uL	1:2,A	---	---	2.0	---
15	FC1L_080S15	FC046A-CAL,, /01	1,,2uL	1:2,B	---	---	2.0	---
16	FC1L_080S16	FC046B-CAL,, /01	1,,2uL	1:2,C	---	---	2.0	---
17	FC1L_080S17	FC046C-CAL,, /01	1,,2uL	1:2,D	---	---	2.0	---
18	FC1L_080S18	FC046D-CAL,, /01	1,,2uL	1:2,E	---	---	2.0	---
19	FC1L_080S19	FC046E-CAL,, /01	1,,2uL	1:2,F	---	---	2.0	---
20	FC1L_080S20	FC046F-CAL,, /01	1,,2uL	1:3,A	---	---	2.0	---
21	FC1L_080S21	FC046G-CAL,, /01	1,,2uL	1:3,B	---	---	2.0	---
22	FC1L_080S22	FC046H-CAL,, /01	1,,2uL	1:3,C	---	---	2.0	---
23	FC1L_080S23	FC046I-CAL,, /01	1,,2uL	1:3,D	---	---	2.0	---
24	FC1L_080S24	FC046J-CAL,, /01	1,,2uL	1:3,E	---	---	2.0	---
25	FC1L_080S25	FC046(0)-SUR,, /01	1,,2uL	1:2,A	---	---	2.0	---
26	FC1L_080S26	FC012A-SSV,,/01	1,,2uL	1:3,F	---	---	2.0	---
27	FC1L_080S27	FC013A-SSV,,/01	1,,2uL	1:4,A	---	---	2.0	---
28	FC1L_080S28	FC042E-CAL,, /01 ← ⊛	1,,2uL	2:7,F	---	---	2.0	---
29	FC1L_080S29	FC046E-CAL,, /01	1,,2uL	1:2,F	---	---	2.0	---
30	FC1L_080S30	FC044A-CAL,, /01	1,,2uL	1:4,B	---	---	2.0	---
31	FC1L_080S31	FC047A-CAL,, /01	1,,2uL	1:4,C	---	---	2.0	---
32	FC1L_080S32	FC045A-CAL,, /01 branched	1,,2uL	2:8,C	---	---	2.0	---
33	FC1L_080S33	WG75394-105,, SAR	1,WG75394,2/4000uL	1:4,D	---	---	2.0	---
34	FC1L_080S34	WG75394-106,, SAR	1,WG75394,2/4000uL	1:4,E	---	---	2.0	---
35	FC1L_080S35	WG75394-107,, SAR	1,WG75394,2/4000uL	1:4,F	---	---	2.0	---
36	FC1L_080S36	WG75394-108,, SAR	1,WG75394,2/4000uL	1:5,A	---	---	2.0	---
37	FC1L_080S37	FC042(0)-SUR,, /02	1,,2uL	2:7,A	---	---	2.0	---
38	FC1L_080S38	WG75394-101,,SR	1,WG75394,2/4000uL	1:5,B	---	---	2.0	---
39	FC1L_080S39	WG75394-102,,SR	1,WG75394,2/4000uL	1:5,C	---	---	2.0	---
40	FC1L_080S40	WG75394-103,,SR	1,WG75394,2/4000uL	1:5,D	---	---	2.0	---
41	FC1L_080S41	WG75394-104,,SR	1,WG75394,2/4000uL	1:5,E	---	---	2.0	---
42	FC1L_080S42	FC042E-CAL,, /01	1,,2uL	2:7,D	---	---	2.0	---
43	FC1L_080S43	FC046E-CAL,, /01	1,,2uL	1:2,F	---	---	2.0	---
44	FC1L_080S44	FC044A-CAL,, /01	1,,2uL	1:4,B	---	---	2.0	---
45	FC1L_080S45	FC047A-CAL,, /01	1,,2uL	1:4,C	---	---	2.0	---
46	FC1L_080S46	MeOH,,	1,,2uL	1:8,A	---	---	2.0	---

⊛ S28, NO DATA
To use S30, 44A=42E on PFAS targets.

Quantify Compound Summary Report **MassLynx MassLynx V4.1 SCN909**
SGS Axys Analytical Services, Ltd.

Dataset: G:\Masslynx\Inst_L\PFAS\quanfile\FC1L_080-a6.qld

Last Altered: Wednesday, June 09, 2021 15:38:41 Pacific Daylight Time
Printed: Thursday, June 10, 2021 10:10:18 Pacific Daylight Time

Method: G:\Masslynx\Master Methods\MassLynx SCN 909\UPLC\FC_110_UPLC_14DoD.mdb 05 Mar 2021 09:55:55
Calibration: G:\Masslynx\Inst_L\PFAS\curve\FC1L_080-A6.cdb 09 Jun 2021 15:38:41

Compound name: PFBA

#	ID	Name	Type	RT	Area	IS Area	Std. Conc	RRF	Conc.	%Rec	S/N	Acq.Date	Acq.Time	Flags
2	FC046B-CAL,, /01	FC1L_080S16	Standard	1.68	11293	266288	1.600	1.060	1.691	105.7	184	22-Feb-21	12:12:50	MM
3	FC046C-CAL,, /01	FC1L_080S17	Standard	1.69	24070	286128	3.200	1.052	3.354	104.8	501	22-Feb-21	12:25:55	MM
4	FC046D-CAL,, /01	FC1L_080S18	Standard	1.67	51804	247666	8.000	1.046	8.340	104.2	858	22-Feb-21	12:38:52	bb
5	FC046E-CAL,, /01	FC1L_080S19	Standard	1.66	122758	245774	20.000	0.999	19.915	99.6	1641	22-Feb-21	12:51:57	db
6	FC046F-CAL,, /01	FC1L_080S20	Standard	1.67	244641	243172	40.000	1.006	40.113	100.3	3739	22-Feb-21	13:04:54	bb
7	FC046G-CAL,, /01	FC1L_080S21	Standard	1.67	458323	232710	80.000	0.985	78.527	98.2	5427	22-Feb-21	13:17:59	bb
8	FC046H-CAL,, /01	FC1L_080S22	Standard	1.67	1119980	226018	200.000	0.991	197.575	98.8	18877	22-Feb-21	13:30:56	bb
9	FC046I-CAL,, /01	FC1L_080S23	Standard	1.67	4123011	172655	1000.000	0.955	952.137	95.2	82221	22-Feb-21	13:44:01	bb
10	FC046J-CAL,, /01	FC1L_080S24	Standard	1.66	10150232	108520	4000.000	0.935	3729.307	93.2	181509	22-Feb-21	13:56:58	bb

Compound name: PFBA
Response Factor: 1.00322
RRF SD: 0.0430651, % Relative SD: 4.29268
Response type: Internal Std (Ref 84), Area * (IS Conc. / IS Area)
Curve type: RF

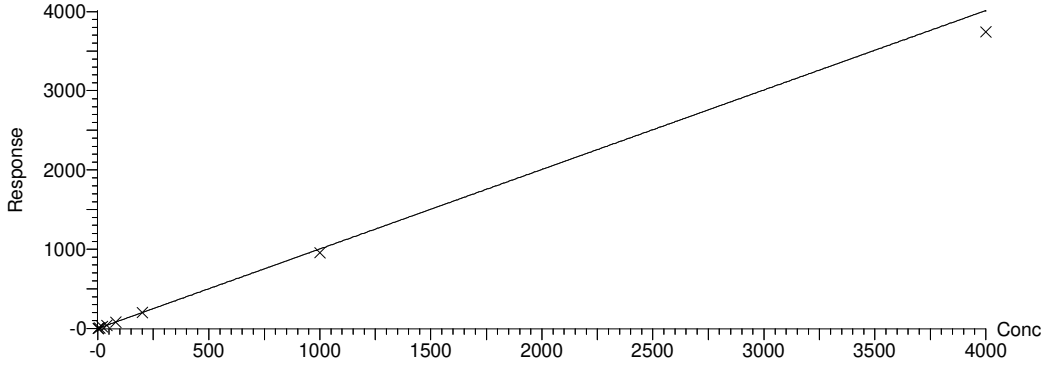

PV by TCH, SV by hh 10-Jun-21 Conc. & LOD unit = ng

Quantify Compound Summary Report **MassLynx MassLynx V4.1 SCN909**
SGS Axys Analytical Services, Ltd.

Dataset: G:\Masslynx\Inst_L\PFAS\quanfile\FC1L_080-a6.qld

Last Altered: Wednesday, June 09, 2021 15:38:41 Pacific Daylight Time
Printed: Thursday, June 10, 2021 10:10:18 Pacific Daylight Time

Compound name: PFPeA

#	ID	Name	Type	RT	Area	IS Area	Std. Conc	RRF	Conc.	%Rec	S/N	Acq.Date	Acq.Time	Flags
2	FC046B-CAL,, /01	FC1L_080S16	Standard	4.35	5283	101027	0.800	1.307	0.865	108.2	75	22-Feb-21	12:12:50	MM
3	FC046C-CAL,, /01	FC1L_080S17	Standard	4.35	11662	112938	1.600	1.291	1.709	106.8	161	22-Feb-21	12:25:55	MM
4	FC046D-CAL,, /01	FC1L_080S18	Standard	4.35	24202	97669	4.000	1.239	4.101	102.5	323	22-Feb-21	12:38:52	MM
5	FC046E-CAL,, /01	FC1L_080S19	Standard	4.34	57847	96917	10.000	1.194	9.878	98.8	792	22-Feb-21	12:51:57	MM
6	FC046F-CAL,, /01	FC1L_080S20	Standard	4.34	115911	95917	20.000	1.208	20.000	100.0	1377	22-Feb-21	13:04:54	MM
7	FC046G-CAL,, /01	FC1L_080S21	Standard	4.34	216407	92126	40.000	1.175	38.877	97.2	2539	22-Feb-21	13:17:59	MM
8	FC046H-CAL,, /01	FC1L_080S22	Standard	4.34	545224	90789	100.000	1.201	99.390	99.4	7587	22-Feb-21	13:30:56	MM
9	FC046I-CAL,, /01	FC1L_080S23	Standard	4.34	2191624	76569	500.000	1.145	473.713	94.7	32998	22-Feb-21	13:44:01	MM
10	FC046J-CAL,, /01	FC1L_080S24	Standard	4.35	5666118	50760	2000.000	1.116	1847.408	92.4	69976	22-Feb-21	13:56:58	MM

Compound name: PFPeA
Response Factor: 1.20845
RRF SD: 0.062693, % Relative SD: 5.18788
Response type: Internal Std (Ref 85), Area * (IS Conc. / IS Area)
Curve type: RF

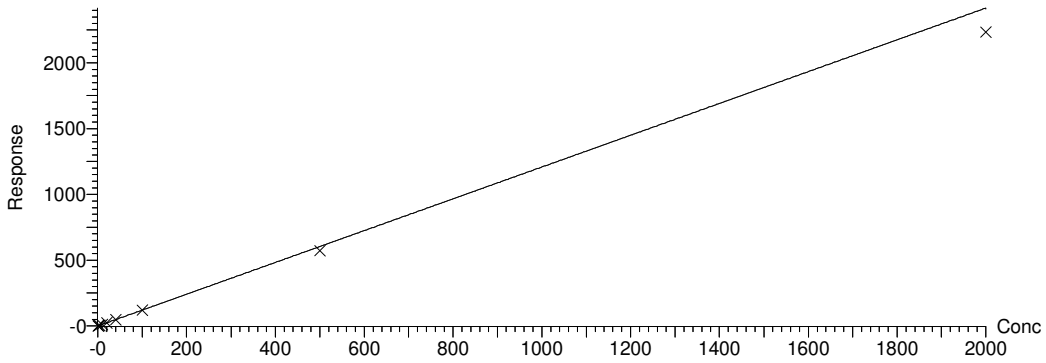

PV by TCH, SV by hh 10-Jun-21 Conc. & LOD unit = ng

Quantify Compound Summary Report **MassLynx MassLynx V4.1 SCN909**
SGS Axys Analytical Services, Ltd.

Dataset: G:\Masslynx\Inst_L\PFAS\quanfile\FC1L_080-a6.qld

Last Altered: Wednesday, June 09, 2021 15:38:41 Pacific Daylight Time
Printed: Thursday, June 10, 2021 10:10:18 Pacific Daylight Time

Compound name: PFHxA

#	ID	Name	Type	RT	Area	IS Area	Std. Conc	RRF	Conc.	%Rec	S/N	Acq.Date	Acq.Time	Flags
2	FC046B-CAL,, /01	FC1L_080S16	Standard	4.97	1901	41023	0.400	1.159	0.436	109.1	45	22-Feb-21	12:12:50	MM
3	FC046C-CAL,, /01	FC1L_080S17	Standard	4.97	4649	45877	0.800	1.267	0.955	119.3	139	22-Feb-21	12:25:55	MM
4	FC046D-CAL,, /01	FC1L_080S18	Standard	4.97	9310	41379	2.000	1.125	2.119	106.0	215	22-Feb-21	12:38:52	bd
5	FC046E-CAL,, /01	FC1L_080S19	Standard	4.97	20332	38631	5.000	1.053	4.957	99.1	741	22-Feb-21	12:51:57	MM
6	FC046F-CAL,, /01	FC1L_080S20	Standard	4.97	41912	40745	10.000	1.029	9.689	96.9	738	22-Feb-21	13:04:54	MM
7	FC046G-CAL,, /01	FC1L_080S21	Standard	4.97	77847	40248	20.000	0.967	18.217	91.1	2088	22-Feb-21	13:17:59	bb
8	FC046H-CAL,, /01	FC1L_080S22	Standard	4.97	199423	38220	50.000	1.044	49.144	98.3	5694	22-Feb-21	13:30:56	bb
9	FC046I-CAL,, /01	FC1L_080S23	Standard	4.97	821962	33832	250.000	0.972	228.828	91.5	22924	22-Feb-21	13:44:01	bb
10	FC046J-CAL,, /01	FC1L_080S24	Standard	4.97	2302868	24461	1000.000	0.941	886.717	88.7	80774	22-Feb-21	13:56:58	bb

Compound name: PFHxA
Response Factor: 1.06171
RRF SD: 0.105143, % Relative SD: 9.90314
Response type: Internal Std (Ref 86), Area * (IS Conc. / IS Area)
Curve type: RF

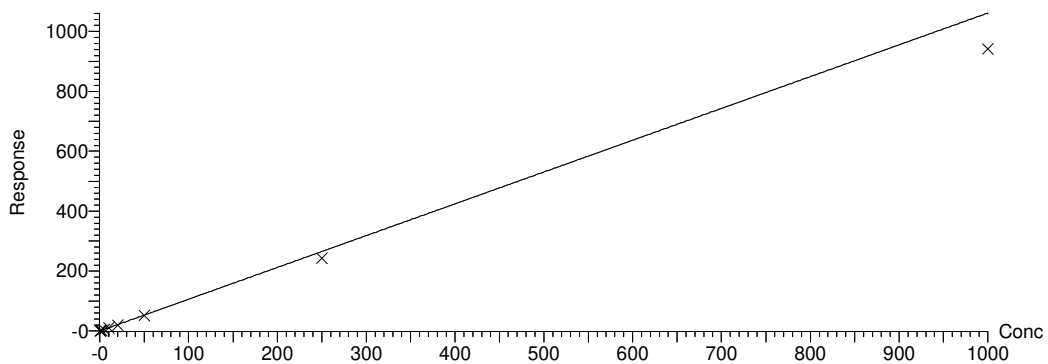

PV by TCH, SV by hh 10-Jun-21 Conc. & LOD unit = ng

Quantify Compound Summary Report **MassLynx MassLynx V4.1 SCN909**
SGS Axys Analytical Services, Ltd.

Dataset: G:\Masslynx\Inst_L\PFAS\quanfile\FC1L_080-a6.qld

Last Altered: Wednesday, June 09, 2021 15:38:41 Pacific Daylight Time
Printed: Thursday, June 10, 2021 10:10:18 Pacific Daylight Time

Compound name: PFHpA

#	ID	Name	Type	RT	Area	IS Area	Std. Conc	RRF	Conc.	%Rec	S/N	Acq.Date	Acq.Time	Flags
2	FC046B-CAL,, /01	FC1L_080S16	Standard	5.41	2397	50302	0.400	1.191	0.435	108.6	87	22-Feb-21	12:12:50	MM
3	FC046C-CAL,, /01	FC1L_080S17	Standard	5.41	4897	53701	0.800	1.140	0.831	103.9	208	22-Feb-21	12:25:55	MM
4	FC046D-CAL,, /01	FC1L_080S18	Standard	5.41	10316	46944	2.000	1.099	2.004	100.2	168	22-Feb-21	12:38:52	MM
5	FC046E-CAL,, /01	FC1L_080S19	Standard	5.41	25615	44855	5.000	1.142	5.207	104.1	698	22-Feb-21	12:51:57	MM
6	FC046F-CAL,, /01	FC1L_080S20	Standard	5.41	50614	45914	10.000	1.102	10.051	100.5	1392	22-Feb-21	13:04:54	MM
7	FC046G-CAL,, /01	FC1L_080S21	Standard	5.41	93853	42181	20.000	1.113	20.287	101.4	2239	22-Feb-21	13:17:59	bb
8	FC046H-CAL,, /01	FC1L_080S22	Standard	5.41	239660	44422	50.000	1.079	49.191	98.4	3908	22-Feb-21	13:30:56	bb
9	FC046I-CAL,, /01	FC1L_080S23	Standard	5.41	982327	37513	250.000	1.047	238.761	95.5	14121	22-Feb-21	13:44:01	bb
10	FC046J-CAL,, /01	FC1L_080S24	Standard	5.41	2722389	28438	1000.000	0.957	872.840	87.3	58103	22-Feb-21	13:56:58	bb

Compound name: PFHpA
Response Factor: 1.09676
RRF SD: 0.0664808, % Relative SD: 6.06159
Response type: Internal Std (Ref 87), Area * (IS Conc. / IS Area)
Curve type: RF

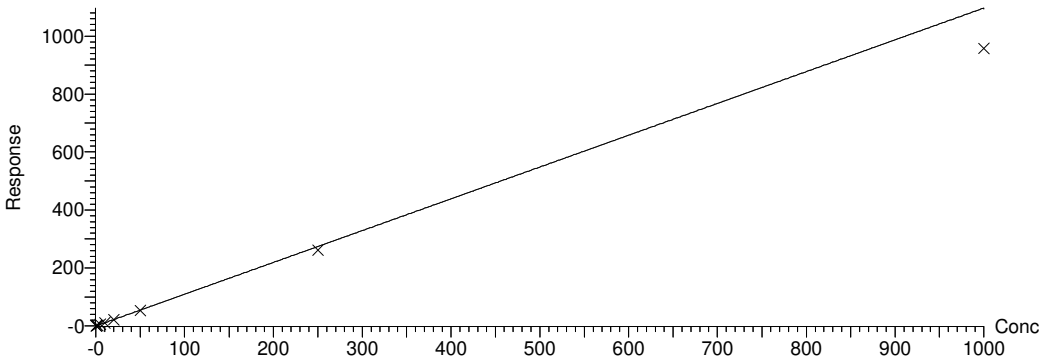

PV by TCH, SV by hh 10-Jun-21 Conc. & LOD unit = ng

Quantify Compound Summary Report **MassLynx MassLynx V4.1 SCN909**
SGS Axys Analytical Services, Ltd.

Dataset: G:\Masslynx\Inst_L\PFAS\quanfile\FC1L_080-a6.qld

Last Altered: Wednesday, June 09, 2021 15:38:41 Pacific Daylight Time
Printed: Thursday, June 10, 2021 10:10:18 Pacific Daylight Time

Compound name: PFOA-I

#	ID	Name	Type	RT	Area	IS Area	Std. Conc	RRF	Conc.	%Rec	S/N	Acq.Date	Acq.Time	Flags
2	FC046B-CAL,, /01	FC1L_080S16	Standard	6.08	3276	53003	0.000	0.000	0.422		20	22-Feb-21	12:12:50	bb
3	FC046C-CAL,, /01	FC1L_080S17	Standard	6.08	7577	55372	0.000	0.000	0.935		46	22-Feb-21	12:25:55	bb
4	FC046D-CAL,, /01	FC1L_080S18	Standard	6.08	15532	49498	0.000	0.000	2.144		101	22-Feb-21	12:38:52	bb
5	FC046E-CAL,, /01	FC1L_080S19	Standard	6.08	34975	49906	0.000	0.000	4.789		291	22-Feb-21	12:51:57	bb
6	FC046F-CAL,, /01	FC1L_080S20	Standard	6.08	72123	50596	0.000	0.000	9.740		379	22-Feb-21	13:04:54	bb
7	FC046G-CAL,, /01	FC1L_080S21	Standard	6.07	134369	47488	0.000	0.000	19.334		767	22-Feb-21	13:17:59	bb
8	FC046H-CAL,, /01	FC1L_080S22	Standard	6.07	339888	49467	0.000	0.000	46.948		1582	22-Feb-21	13:30:56	bb
9	FC046I-CAL,, /01	FC1L_080S23	Standard	6.07	1591270	45685	0.000	0.000	237.996		9425	22-Feb-21	13:44:01	bb
10	FC046J-CAL,, /01	FC1L_080S24	Standard	6.07	5174245	39186	0.000	0.000	902.234		25501	22-Feb-21	13:56:58	bb

Compound name: PFOA
Response Factor: 1.46352
RRF SD: 0.128295, % Relative SD: 8.76617
Response type: Internal Std (Ref 88), Area * (IS Conc. / IS Area)
Curve type: RF

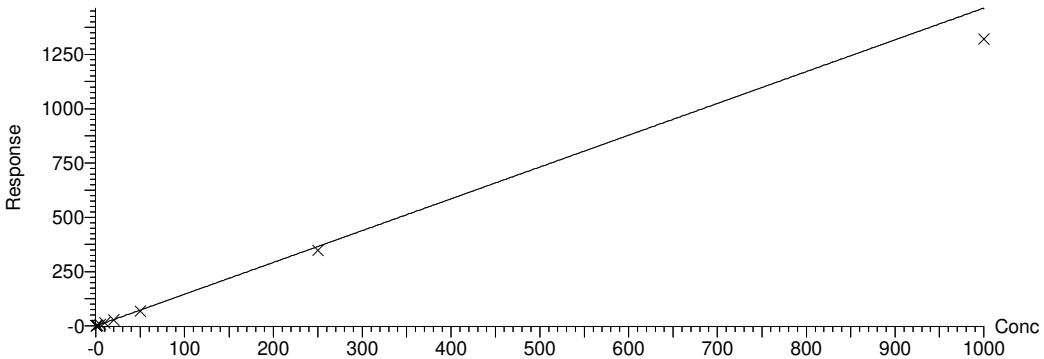

PV by TCH, SV by hh 10-Jun-21 Conc. & LOD unit = ng

Quantify Compound Summary Report **MassLynx MassLynx V4.1 SCN909**
SGS Axys Analytical Services, Ltd.

Dataset: G:\Masslynx\Inst_L\PFAS\quanfile\FC1L_080-a6.qld

Last Altered: Wednesday, June 09, 2021 15:38:41 Pacific Daylight Time
Printed: Thursday, June 10, 2021 10:10:18 Pacific Daylight Time

Compound name: PFOA-II

#	ID	Name	Type	RT	Area	IS Area	Std. Conc	RRF	Conc.	%Rec	S/N	Acq.Date	Acq.Time	Flags
2	FC046B-CAL,, /01	FC1L_080S16	Standard			53003	0.000					22-Feb-21	12:12:50	
3	FC046C-CAL,, /01	FC1L_080S17	Standard			55372	0.000					22-Feb-21	12:25:55	
4	FC046D-CAL,, /01	FC1L_080S18	Standard			49498	0.000					22-Feb-21	12:38:52	
5	FC046E-CAL,, /01	FC1L_080S19	Standard			49906	0.000					22-Feb-21	12:51:57	
6	FC046F-CAL,, /01	FC1L_080S20	Standard			50596	0.000					22-Feb-21	13:04:54	
7	FC046G-CAL,, /01	FC1L_080S21	Standard			47488	0.000					22-Feb-21	13:17:59	
8	FC046H-CAL,, /01	FC1L_080S22	Standard			49467	0.000					22-Feb-21	13:30:56	
9	FC046I-CAL,, /01	FC1L_080S23	Standard			45685	0.000					22-Feb-21	13:44:01	
10	FC046J-CAL,, /01	FC1L_080S24	Standard			39186	0.000					22-Feb-21	13:56:58	

Compound name: PFOA
Response Factor: 1.46352
RRF SD: 0.128295, % Relative SD: 8.76617
Response type: Internal Std (Ref 88), Area * (IS Conc. / IS Area)
Curve type: RF

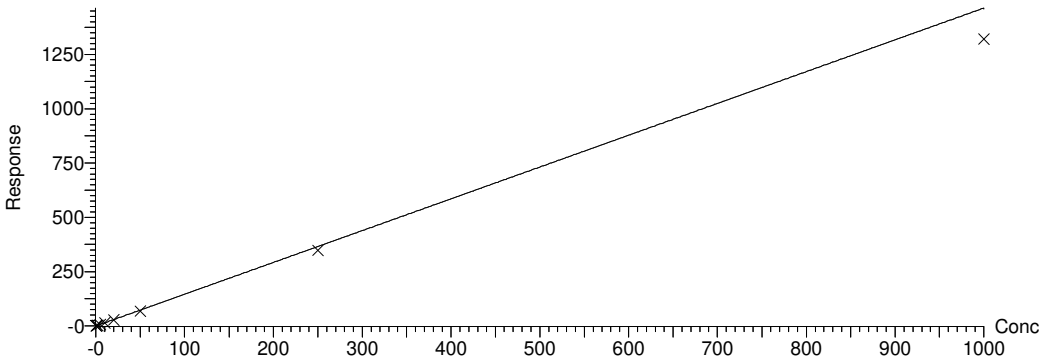

PV by TCH, SV by hh 10-Jun-21 Conc. & LOD unit = ng

Quantify Compound Summary Report **MassLynx MassLynx V4.1 SCN909**
SGS Axys Analytical Services, Ltd.

Dataset: G:\Masslynx\Inst_L\PFAS\quanfile\FC1L_080-a6.qld

Last Altered: Wednesday, June 09, 2021 15:38:41 Pacific Daylight Time
Printed: Thursday, June 10, 2021 10:10:18 Pacific Daylight Time

Compound name: PFOA-III

#	ID	Name	Type	RT	Area	IS Area	Std. Conc	RRF	Conc.	%Rec	S/N	Acq.Date	Acq.Time	Flags
2	FC046B-CAL,, /01	FC1L_080S16	Standard			53003	0.000					22-Feb-21	12:12:50	
3	FC046C-CAL,, /01	FC1L_080S17	Standard			55372	0.000					22-Feb-21	12:25:55	
4	FC046D-CAL,, /01	FC1L_080S18	Standard			49498	0.000					22-Feb-21	12:38:52	
5	FC046E-CAL,, /01	FC1L_080S19	Standard			49906	0.000					22-Feb-21	12:51:57	
6	FC046F-CAL,, /01	FC1L_080S20	Standard			50596	0.000					22-Feb-21	13:04:54	
7	FC046G-CAL,, /01	FC1L_080S21	Standard			47488	0.000					22-Feb-21	13:17:59	
8	FC046H-CAL,, /01	FC1L_080S22	Standard			49467	0.000					22-Feb-21	13:30:56	
9	FC046I-CAL,, /01	FC1L_080S23	Standard			45685	0.000					22-Feb-21	13:44:01	
10	FC046J-CAL,, /01	FC1L_080S24	Standard			39186	0.000					22-Feb-21	13:56:58	

Compound name: PFOA
Response Factor: 1.46352
RRF SD: 0.128295, % Relative SD: 8.76617
Response type: Internal Std (Ref 88), Area * (IS Conc. / IS Area)
Curve type: RF

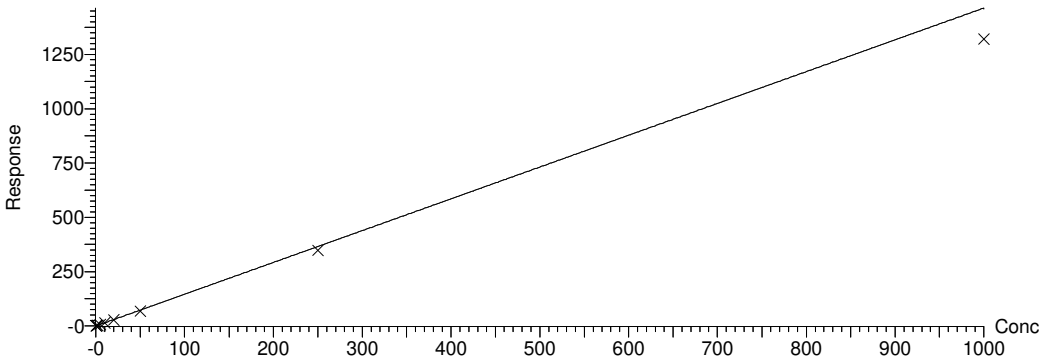

PV by TCH, SV by hh 10-Jun-21 Conc. & LOD unit = ng

Quantify Compound Summary Report **MassLynx MassLynx V4.1 SCN909**
SGS Axys Analytical Services, Ltd.

Dataset: G:\Masslynx\Inst_L\PFAS\quanfile\FC1L_080-a6.qld

Last Altered: Wednesday, June 09, 2021 15:38:41 Pacific Daylight Time
Printed: Thursday, June 10, 2021 10:10:18 Pacific Daylight Time

Compound name: PFOA-IV

#	ID	Name	Type	RT	Area	IS Area	Std. Conc	RRF	Conc.	%Rec	S/N	Acq.Date	Acq.Time	Flags
2	FC046B-CAL,, /01	FC1L_080S16	Standard			53003	0.000					22-Feb-21	12:12:50	
3	FC046C-CAL,, /01	FC1L_080S17	Standard			55372	0.000					22-Feb-21	12:25:55	
4	FC046D-CAL,, /01	FC1L_080S18	Standard			49498	0.000					22-Feb-21	12:38:52	
5	FC046E-CAL,, /01	FC1L_080S19	Standard			49906	0.000					22-Feb-21	12:51:57	
6	FC046F-CAL,, /01	FC1L_080S20	Standard			50596	0.000					22-Feb-21	13:04:54	
7	FC046G-CAL,, /01	FC1L_080S21	Standard			47488	0.000					22-Feb-21	13:17:59	
8	FC046H-CAL,, /01	FC1L_080S22	Standard			49467	0.000					22-Feb-21	13:30:56	
9	FC046I-CAL,, /01	FC1L_080S23	Standard			45685	0.000					22-Feb-21	13:44:01	
10	FC046J-CAL,, /01	FC1L_080S24	Standard			39186	0.000					22-Feb-21	13:56:58	

Compound name: PFOA
Response Factor: 1.46352
RRF SD: 0.128295, % Relative SD: 8.76617
Response type: Internal Std (Ref 88), Area * (IS Conc. / IS Area)
Curve type: RF

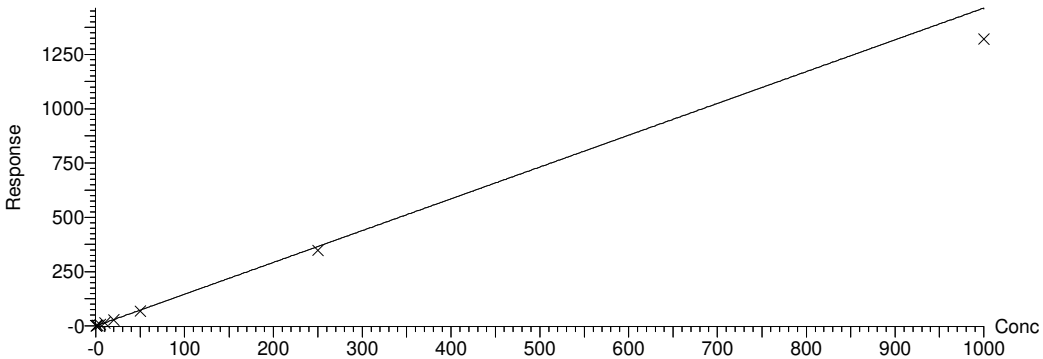

PV by TCH, SV by hh 10-Jun-21 Conc. & LOD unit = ng

Quantify Compound Summary Report **MassLynx MassLynx V4.1 SCN909**
SGS Axys Analytical Services, Ltd.

Dataset: G:\Masslynx\Inst_L\PFAS\quanfile\FC1L_080-a6.qld

Last Altered: Wednesday, June 09, 2021 15:38:41 Pacific Daylight Time
Printed: Thursday, June 10, 2021 10:10:18 Pacific Daylight Time

Compound name: PFOA-SUM

#	ID	Name	Type	RT	Area	IS Area	Std. Conc	RRF	Conc.	%Rec	S/N	Acq.Date	Acq.Time	Flags
2	FC046B-CAL,, /01	FC1L_080S16	Standard		3276	53003	0.000		0.422			22-Feb-21	12:12:50	
3	FC046C-CAL,, /01	FC1L_080S17	Standard		7577	55372	0.000		0.935			22-Feb-21	12:25:55	
4	FC046D-CAL,, /01	FC1L_080S18	Standard		15532	49498	0.000		2.144			22-Feb-21	12:38:52	
5	FC046E-CAL,, /01	FC1L_080S19	Standard		34975	49906	0.000		4.789			22-Feb-21	12:51:57	
6	FC046F-CAL,, /01	FC1L_080S20	Standard		72123	50596	0.000		9.740			22-Feb-21	13:04:54	
7	FC046G-CAL,, /01	FC1L_080S21	Standard		134369	47488	0.000		19.334			22-Feb-21	13:17:59	
8	FC046H-CAL,, /01	FC1L_080S22	Standard		339888	49467	0.000		46.948			22-Feb-21	13:30:56	
9	FC046I-CAL,, /01	FC1L_080S23	Standard		1591270	45685	0.000		237.996			22-Feb-21	13:44:01	
10	FC046J-CAL,, /01	FC1L_080S24	Standard		5174245	39186	0.000		902.234			22-Feb-21	13:56:58	

Compound name: PFOA
Response Factor: 1.46352
RRF SD: 0.128295, % Relative SD: 8.76617
Response type: Internal Std (Ref 88), Area * (IS Conc. / IS Area)
Curve type: RF

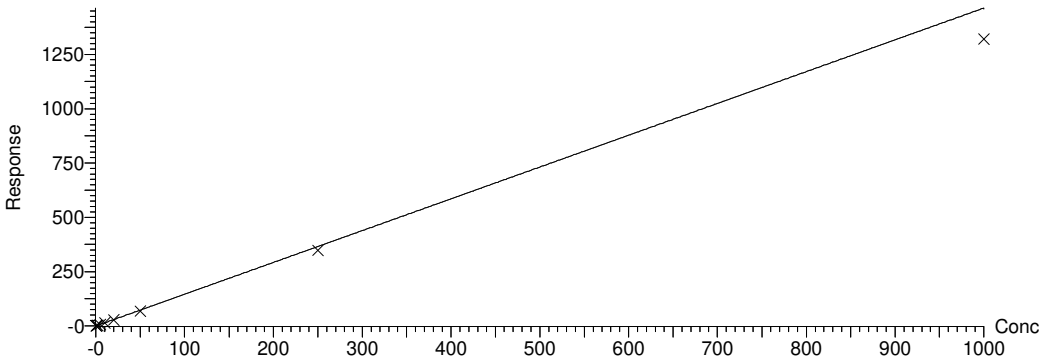

PV by TCH, SV by hh 10-Jun-21 Conc. & LOD unit = ng

Quantify Compound Summary Report **MassLynx MassLynx V4.1 SCN909**
SGS Axys Analytical Services, Ltd.

Dataset: G:\Masslynx\Inst_L\PFAS\quanfile\FC1L_080-a6.qld

Last Altered: Wednesday, June 09, 2021 15:38:41 Pacific Daylight Time
Printed: Thursday, June 10, 2021 10:10:18 Pacific Daylight Time

Compound name: PFOA

#	ID	Name	Type	RT	Area	IS Area	Std. Conc	RRF	Conc.	%Rec	S/N	Acq.Date	Acq.Time	Flags
2	FC046B-CAL,, /01	FC1L_080S16	Standard	6.08	3310	53003	0.400	1.561	0.427	106.7	21	22-Feb-21	12:12:50	MM
3	FC046C-CAL,, /01	FC1L_080S17	Standard	6.08	7657	55372	0.800	1.729	0.945	118.1	46	22-Feb-21	12:25:55	MM
4	FC046D-CAL,, /01	FC1L_080S18	Standard	6.08	15463	49498	2.000	1.562	2.135	106.7	101	22-Feb-21	12:38:52	MM
5	FC046E-CAL,, /01	FC1L_080S19	Standard	6.08	34875	49906	5.000	1.398	4.775	95.5	291	22-Feb-21	12:51:57	MM
6	FC046F-CAL,, /01	FC1L_080S20	Standard	6.08	72123	50596	10.000	1.425	9.740	97.4	379	22-Feb-21	13:04:54	bb
7	FC046G-CAL,, /01	FC1L_080S21	Standard	6.07	133804	47488	20.000	1.409	19.253	96.3	767	22-Feb-21	13:17:59	MM
8	FC046H-CAL,, /01	FC1L_080S22	Standard	6.07	339888	49467	50.000	1.374	46.948	93.9	1582	22-Feb-21	13:30:56	bb
9	FC046I-CAL,, /01	FC1L_080S23	Standard	6.07	1591270	45685	250.000	1.393	237.996	95.2	9425	22-Feb-21	13:44:01	bb
10	FC046J-CAL,, /01	FC1L_080S24	Standard	6.07	5174245	39186	1000.000	1.320	902.234	90.2	25501	22-Feb-21	13:56:58	bb

Compound name: PFOA
Response Factor: 1.46352
RRF SD: 0.128295, % Relative SD: 8.76617
Response type: Internal Std (Ref 88), Area * (IS Conc. / IS Area)
Curve type: RF

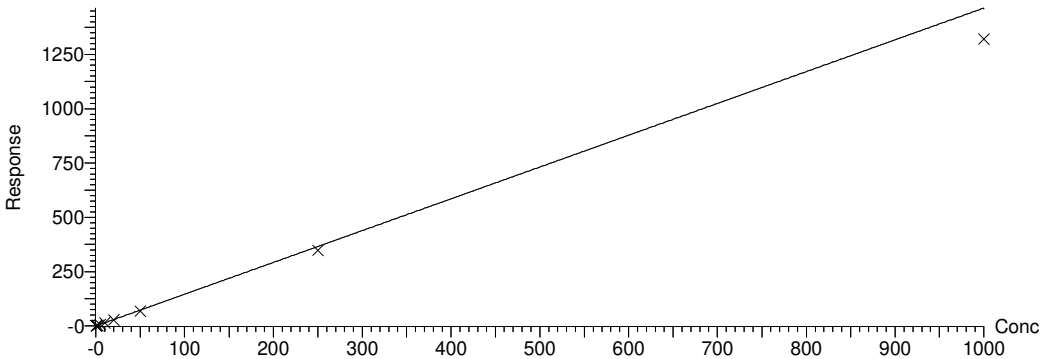

PV by TCH, SV by hh 10-Jun-21 Conc. & LOD unit = ng

Quantify Compound Summary Report **MassLynx MassLynx V4.1 SCN909**
SGS Axys Analytical Services, Ltd.

Dataset: G:\Masslynx\Inst_L\PFAS\quanfile\FC1L_080-a6.qld

Last Altered: Wednesday, June 09, 2021 15:38:41 Pacific Daylight Time
Printed: Thursday, June 10, 2021 10:10:18 Pacific Daylight Time

Compound name: PFNA-I

#	ID	Name	Type	RT	Area	IS Area	Std. Conc	RRF	Conc.	%Rec	S/N	Acq.Date	Acq.Time	Flags
2	FC046B-CAL,, /01	FC1L_080S16	Standard	6.94	2444	29608	0.000	0.000	0.403		50	22-Feb-21	12:12:50	dd
3	FC046C-CAL,, /01	FC1L_080S17	Standard	6.94	5780	30709	0.000	0.000	0.919		79	22-Feb-21	12:25:55	dd
4	FC046D-CAL,, /01	FC1L_080S18	Standard	6.94	11730	26277	0.000	0.000	2.179		138	22-Feb-21	12:38:52	dd
5	FC046E-CAL,, /01	FC1L_080S19	Standard	6.93	27413	27045	0.000	0.000	4.948		352	22-Feb-21	12:51:57	dd
6	FC046F-CAL,, /01	FC1L_080S20	Standard	6.94	54742	27641	0.000	0.000	9.668		1351	22-Feb-21	13:04:54	db
7	FC046G-CAL,, /01	FC1L_080S21	Standard	6.93	105645	25961	0.000	0.000	19.865		1508	22-Feb-21	13:17:59	bd
8	FC046H-CAL,, /01	FC1L_080S22	Standard	6.93	268245	25407	0.000	0.000	51.539		3757	22-Feb-21	13:30:56	bb
9	FC046I-CAL,, /01	FC1L_080S23	Standard	6.93	1225180	25257	0.000	0.000	236.795		18563	22-Feb-21	13:44:01	bb
10	FC046J-CAL,, /01	FC1L_080S24	Standard	6.93	4133740	20929	0.000	0.000	964.173		52558	22-Feb-21	13:56:58	bb

Compound name: PFNA
Response Factor: 1.02427
RRF SD: 0.0563439, % Relative SD: 5.50089
Response type: Internal Std (Ref 89), Area * (IS Conc. / IS Area)
Curve type: RF

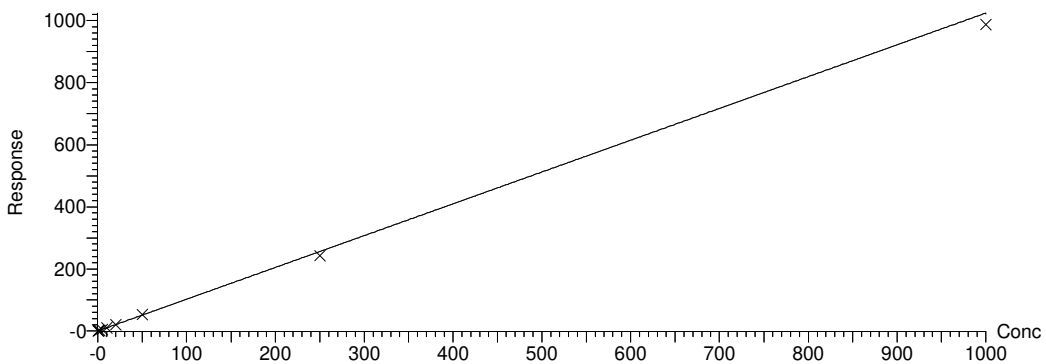

PV by TCH, SV by hh 10-Jun-21 Conc. & LOD unit = ng

Quantify Compound Summary Report **MassLynx MassLynx V4.1 SCN909**
SGS Axys Analytical Services, Ltd.

Dataset: G:\Masslynx\Inst_L\PFAS\quanfile\FC1L_080-a6.qld

Last Altered: Wednesday, June 09, 2021 15:38:41 Pacific Daylight Time
Printed: Thursday, June 10, 2021 10:10:18 Pacific Daylight Time

Compound name: PFNA-II

#	ID	Name	Type	RT	Area	IS Area	Std. Conc	RRF	Conc.	%Rec	S/N	Acq.Date	Acq.Time	Flags
2	FC046B-CAL,, /01	FC1L_080S16	Standard			29608	0.000					22-Feb-21	12:12:50	
3	FC046C-CAL,, /01	FC1L_080S17	Standard			30709	0.000					22-Feb-21	12:25:55	
4	FC046D-CAL,, /01	FC1L_080S18	Standard			26277	0.000					22-Feb-21	12:38:52	
5	FC046E-CAL,, /01	FC1L_080S19	Standard			27045	0.000					22-Feb-21	12:51:57	
6	FC046F-CAL,, /01	FC1L_080S20	Standard			27641	0.000					22-Feb-21	13:04:54	
7	FC046G-CAL,, /01	FC1L_080S21	Standard			25961	0.000					22-Feb-21	13:17:59	
8	FC046H-CAL,, /01	FC1L_080S22	Standard			25407	0.000					22-Feb-21	13:30:56	
9	FC046I-CAL,, /01	FC1L_080S23	Standard	6.71	122	25257	0.000	0.000	0.024		2	22-Feb-21	13:44:01	dd
10	FC046J-CAL,, /01	FC1L_080S24	Standard	6.71	196	20929	0.000	0.000	0.046		5	22-Feb-21	13:56:58	dd

Compound name: PFNA
Response Factor: 1.02427
RRF SD: 0.0563439, % Relative SD: 5.50089
Response type: Internal Std (Ref 89), Area * (IS Conc. / IS Area)
Curve type: RF

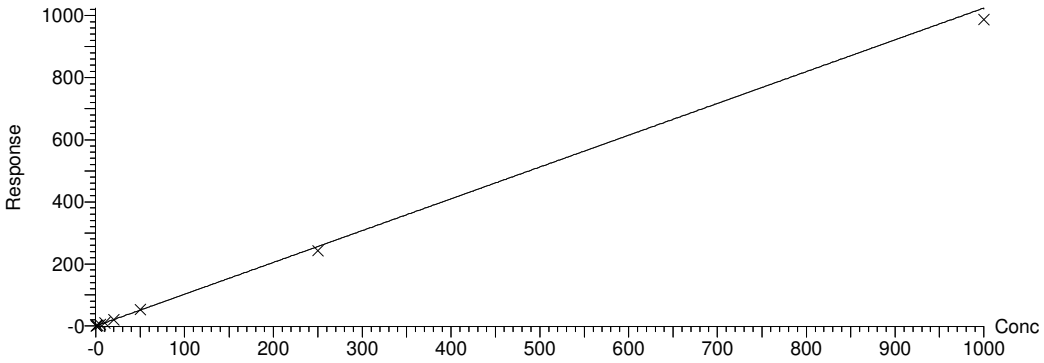

PV by TCH, SV by hh 10-Jun-21 Conc. & LOD unit = ng

Quantify Compound Summary Report **MassLynx MassLynx V4.1 SCN909**
SGS Axys Analytical Services, Ltd.

Dataset: G:\Masslynx\Inst_L\PFAS\quanfile\FC1L_080-a6.qld

Last Altered: Wednesday, June 09, 2021 15:38:41 Pacific Daylight Time
Printed: Thursday, June 10, 2021 10:10:18 Pacific Daylight Time

Compound name: PFNA-III

#	ID	Name	Type	RT	Area	IS Area	Std. Conc	RRF	Conc.	%Rec	S/N	Acq.Date	Acq.Time	Flags
2	FC046B-CAL,, /01	FC1L_080S16	Standard			29608	0.000					22-Feb-21	12:12:50	
3	FC046C-CAL,, /01	FC1L_080S17	Standard			30709	0.000					22-Feb-21	12:25:55	
4	FC046D-CAL,, /01	FC1L_080S18	Standard			26277	0.000					22-Feb-21	12:38:52	
5	FC046E-CAL,, /01	FC1L_080S19	Standard			27045	0.000					22-Feb-21	12:51:57	
6	FC046F-CAL,, /01	FC1L_080S20	Standard			27641	0.000					22-Feb-21	13:04:54	
7	FC046G-CAL,, /01	FC1L_080S21	Standard			25961	0.000					22-Feb-21	13:17:59	
8	FC046H-CAL,, /01	FC1L_080S22	Standard			25407	0.000					22-Feb-21	13:30:56	
9	FC046I-CAL,, /01	FC1L_080S23	Standard	6.66	219	25257	0.000	0.000	0.042		4	22-Feb-21	13:44:01	dd
10	FC046J-CAL,, /01	FC1L_080S24	Standard	6.61	2755	20929	0.000	0.000	0.643		26	22-Feb-21	13:56:58	bd

Compound name: PFNA
Response Factor: 1.02427
RRF SD: 0.0563439, % Relative SD: 5.50089
Response type: Internal Std (Ref 89), Area * (IS Conc. / IS Area)
Curve type: RF

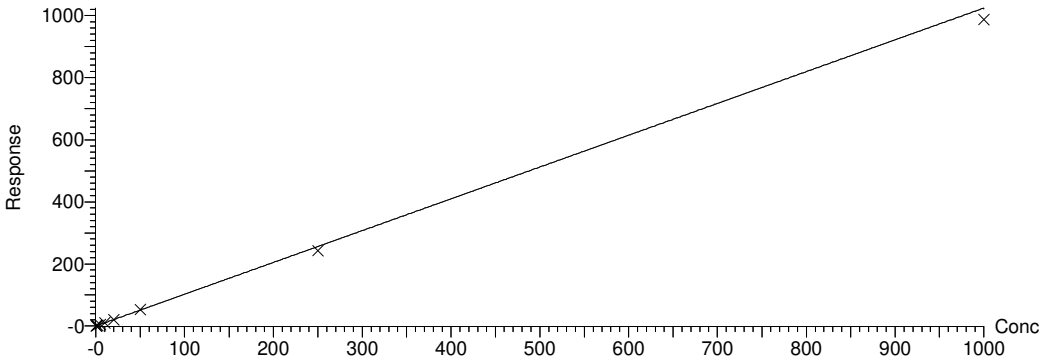

PV by TCH, SV by hh 10-Jun-21 Conc. & LOD unit = ng

Quantify Compound Summary Report **MassLynx MassLynx V4.1 SCN909**
SGS Axys Analytical Services, Ltd.

Dataset: G:\Masslynx\Inst_L\PFAS\quanfile\FC1L_080-a6.qld

Last Altered: Wednesday, June 09, 2021 15:38:41 Pacific Daylight Time
Printed: Thursday, June 10, 2021 10:10:18 Pacific Daylight Time

Compound name: PFNA-SUM

#	ID	Name	Type	RT	Area	IS Area	Std. Conc	RRF	Conc.	%Rec	S/N	Acq.Date	Acq.Time	Flags
2	FC046B-CAL,, /01	FC1L_080S16	Standard		2444	29608	0.000		0.403			22-Feb-21	12:12:50	
3	FC046C-CAL,, /01	FC1L_080S17	Standard		5780	30709	0.000		0.919			22-Feb-21	12:25:55	
4	FC046D-CAL,, /01	FC1L_080S18	Standard		11730	26277	0.000		2.179			22-Feb-21	12:38:52	
5	FC046E-CAL,, /01	FC1L_080S19	Standard		27413	27045	0.000		4.948			22-Feb-21	12:51:57	
6	FC046F-CAL,, /01	FC1L_080S20	Standard		54742	27641	0.000		9.668			22-Feb-21	13:04:54	
7	FC046G-CAL,, /01	FC1L_080S21	Standard		105645	25961	0.000		19.865			22-Feb-21	13:17:59	
8	FC046H-CAL,, /01	FC1L_080S22	Standard		268245	25407	0.000		51.539			22-Feb-21	13:30:56	
9	FC046I-CAL,, /01	FC1L_080S23	Standard		1225521	25257	0.000		236.861			22-Feb-21	13:44:01	
10	FC046J-CAL,, /01	FC1L_080S24	Standard		4136691	20929	0.000		964.862			22-Feb-21	13:56:58	

Compound name: PFNA
Response Factor: 1.02427
RRF SD: 0.0563439, % Relative SD: 5.50089
Response type: Internal Std (Ref 89), Area * (IS Conc. / IS Area)
Curve type: RF

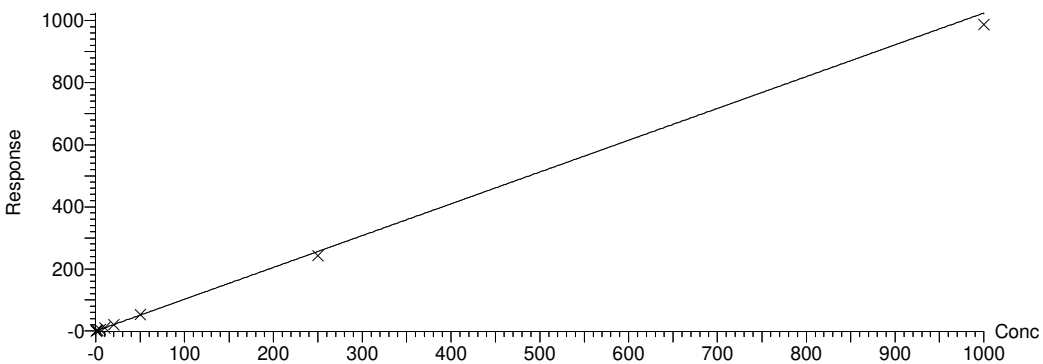

PV by TCH, SV by hh 10-Jun-21 Conc. & LOD unit = ng

Quantify Compound Summary Report **MassLynx MassLynx V4.1 SCN909**
SGS Axys Analytical Services, Ltd.

Dataset: G:\Masslynx\Inst_L\PFAS\quanfile\FC1L_080-a6.qld

Last Altered: Wednesday, June 09, 2021 15:38:41 Pacific Daylight Time
Printed: Thursday, June 10, 2021 10:10:18 Pacific Daylight Time

Compound name: PFNA

#	ID	Name	Type	RT	Area	IS Area	Std. Conc	RRF	Conc.	%Rec	S/N	Acq.Date	Acq.Time	Flags
2	FC046B-CAL,, /01	FC1L_080S16	Standard	6.94	2284	29608	0.400	0.964	0.377	94.1	50	22-Feb-21	12:12:50	MM
3	FC046C-CAL,, /01	FC1L_080S17	Standard	6.94	5504	30709	0.800	1.120	0.875	109.4	77	22-Feb-21	12:25:55	MM
4	FC046D-CAL,, /01	FC1L_080S18	Standard	6.94	11573	26277	2.000	1.101	2.150	107.5	137	22-Feb-21	12:38:52	MM
5	FC046E-CAL,, /01	FC1L_080S19	Standard	6.93	27413	27045	5.000	1.014	4.948	99.0	352	22-Feb-21	12:51:57	dd
6	FC046F-CAL,, /01	FC1L_080S20	Standard	6.94	54643	27641	10.000	0.988	9.650	96.5	1351	22-Feb-21	13:04:54	MM
7	FC046G-CAL,, /01	FC1L_080S21	Standard	6.93	105645	25961	20.000	1.017	19.865	99.3	1508	22-Feb-21	13:17:59	bd
8	FC046H-CAL,, /01	FC1L_080S22	Standard	6.93	268245	25407	50.000	1.056	51.539	103.1	3757	22-Feb-21	13:30:56	bb
9	FC046I-CAL,, /01	FC1L_080S23	Standard	6.93	1225180	25257	250.000	0.970	236.795	94.7	18563	22-Feb-21	13:44:01	bb
10	FC046J-CAL,, /01	FC1L_080S24	Standard	6.93	4133740	20929	1000.000	0.988	964.173	96.4	52558	22-Feb-21	13:56:58	bb

Compound name: PFNA
Response Factor: 1.02427
RRF SD: 0.0563439, % Relative SD: 5.50089
Response type: Internal Std (Ref 89), Area * (IS Conc. / IS Area)
Curve type: RF

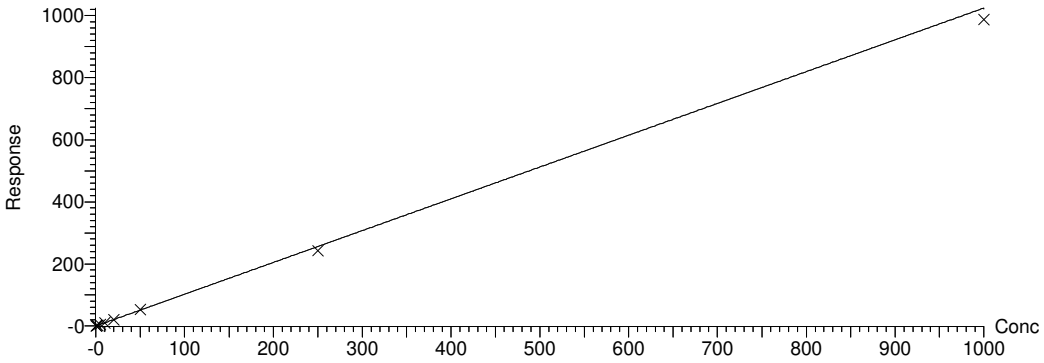

PV by TCH, SV by hh 10-Jun-21 Conc. & LOD unit = ng

Quantify Compound Summary Report **MassLynx MassLynx V4.1 SCN909**
SGS Axys Analytical Services, Ltd.

Dataset: G:\Masslynx\Inst_L\PFAS\quanfile\FC1L_080-a6.qld

Last Altered: Wednesday, June 09, 2021 15:38:41 Pacific Daylight Time
Printed: Thursday, June 10, 2021 10:10:18 Pacific Daylight Time

Compound name: PFDA

#	ID	Name	Type	RT	Area	IS Area	Std. Conc	RRF	Conc.	%Rec	S/N	Acq.Date	Acq.Time	Flags
2	FC046B-CAL,, /01	FC1L_080S16	Standard	7.48	2071	29650	0.400	0.873	0.417	104.2	51	22-Feb-21	12:12:50	MM
3	FC046C-CAL,, /01	FC1L_080S17	Standard	7.48	4315	30553	0.800	0.883	0.843	105.4	147	22-Feb-21	12:25:55	MM
4	FC046D-CAL,, /01	FC1L_080S18	Standard	7.49	9359	25674	2.000	0.911	2.176	108.8	167	22-Feb-21	12:38:52	MM
5	FC046E-CAL,, /01	FC1L_080S19	Standard	7.48	22230	27037	5.000	0.822	4.908	98.2	509	22-Feb-21	12:51:57	MM
6	FC046F-CAL,, /01	FC1L_080S20	Standard	7.48	44385	26593	10.000	0.835	9.964	99.6	1383	22-Feb-21	13:04:54	db
7	FC046G-CAL,, /01	FC1L_080S21	Standard	7.48	84875	25701	20.000	0.826	19.715	98.6	1519	22-Feb-21	13:17:59	bb
8	FC046H-CAL,, /01	FC1L_080S22	Standard	7.48	209348	25027	50.000	0.836	49.937	99.9	4028	22-Feb-21	13:30:56	bb
9	FC046I-CAL,, /01	FC1L_080S23	Standard	7.48	986544	23793	250.000	0.829	247.534	99.0	23164	22-Feb-21	13:44:01	bb
10	FC046J-CAL,, /01	FC1L_080S24	Standard	7.48	2908374	20118	1000.000	0.723	863.033	86.3	59102	22-Feb-21	13:56:58	bb

Compound name: PFDA
Response Factor: 0.837543
RRF SD: 0.052857, % Relative SD: 6.31096
Response type: Internal Std (Ref 90), Area * (IS Conc. / IS Area)
Curve type: RF

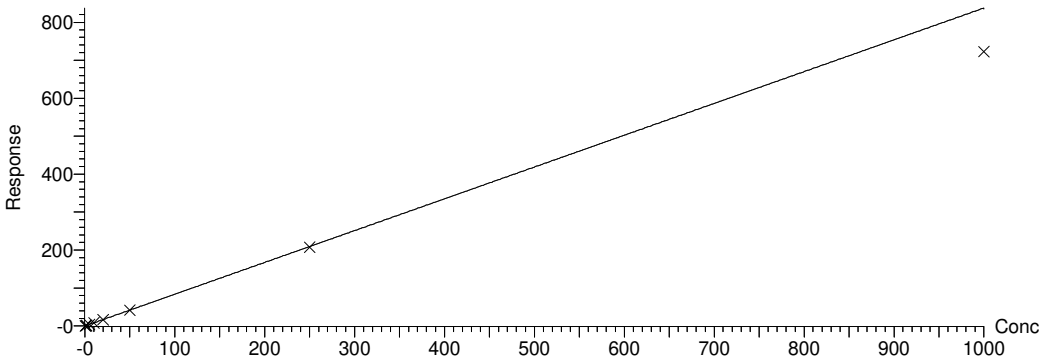

PV by TCH, SV by hh 10-Jun-21 Conc. & LOD unit = ng

Quantify Compound Summary Report **MassLynx MassLynx V4.1 SCN909**
SGS Axys Analytical Services, Ltd.

Dataset: G:\Masslynx\Inst_L\PFAS\quanfile\FC1L_080-a6.qld

Last Altered: Wednesday, June 09, 2021 15:38:41 Pacific Daylight Time
Printed: Thursday, June 10, 2021 10:10:18 Pacific Daylight Time

Compound name: PFUnA

#	ID	Name	Type	RT	Area	IS Area	Std. Conc	RRF	Conc.	%Rec	S/N	Acq.Date	Acq.Time	Flags
2	FC046B-CAL,, /01	FC1L_080S16	Standard	7.81	1949	32177	0.400	0.757	0.397	99.3	50	22-Feb-21	12:12:50	MM
3	FC046C-CAL,, /01	FC1L_080S17	Standard	7.81	4350	35045	0.800	0.776	0.813	101.7	103	22-Feb-21	12:25:55	bb
4	FC046D-CAL,, /01	FC1L_080S18	Standard	7.82	9970	28167	2.000	0.885	2.320	116.0	189	22-Feb-21	12:38:52	bb
5	FC046E-CAL,, /01	FC1L_080S19	Standard	7.81	21415	31143	5.000	0.688	4.507	90.1	691	22-Feb-21	12:51:57	bb
6	FC046F-CAL,, /01	FC1L_080S20	Standard	7.81	44088	29101	10.000	0.758	9.929	99.3	1279	22-Feb-21	13:04:54	bb
7	FC046G-CAL,, /01	FC1L_080S21	Standard	7.81	82588	28021	20.000	0.737	19.317	96.6	3684	22-Feb-21	13:17:59	bb
8	FC046H-CAL,, /01	FC1L_080S22	Standard	7.81	200265	26754	50.000	0.749	49.058	98.1	4565	22-Feb-21	13:30:56	bb
9	FC046I-CAL,, /01	FC1L_080S23	Standard	7.82	742740	19678	250.000	0.755	247.367	98.9	24802	22-Feb-21	13:44:01	bb
10	FC046J-CAL,, /01	FC1L_080S24	Standard	7.82	1826818	12831	1000.000	0.712	933.120	93.3	43040	22-Feb-21	13:56:58	bbX

Compound name: PFUnA
Response Factor: 0.762912
RRF SD: 0.0557084, % Relative SD: 7.30206
Response type: Internal Std (Ref 91), Area * (IS Conc. / IS Area)
Curve type: RF

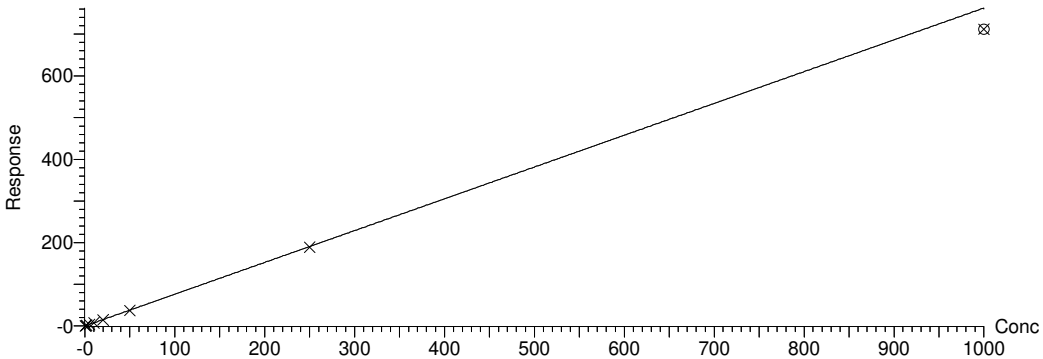

PV by TCH, SV by hh 10-Jun-21 Conc. & LOD unit = ng

Quantify Compound Summary Report **MassLynx MassLynx V4.1 SCN909**
SGS Axys Analytical Services, Ltd.

Dataset: G:\Masslynx\Inst_L\PFAS\quanfile\FC1L_080-a6.qld

Last Altered: Wednesday, June 09, 2021 15:38:41 Pacific Daylight Time
Printed: Thursday, June 10, 2021 10:10:18 Pacific Daylight Time

Compound name: PFDoA

#	ID	Name	Type	RT	Area	IS Area	Std. Conc	RRF	Conc.	%Rec	S/N	Acq.Date	Acq.Time	Flags
2	FC046B-CAL,, /01	FC1L_080S16	Standard	8.06	2303	27162	0.400	1.060	0.395	98.7	44	22-Feb-21	12:12:50	MM
3	FC046C-CAL,, /01	FC1L_080S17	Standard	8.06	5901	27460	0.800	1.343	1.000	125.1	139	22-Feb-21	12:25:55	MM
4	FC046D-CAL,, /01	FC1L_080S18	Standard	8.07	10893	23686	2.000	1.150	2.141	107.0	239	22-Feb-21	12:38:52	db
5	FC046E-CAL,, /01	FC1L_080S19	Standard	8.07	24524	23338	5.000	1.051	4.892	97.8	452	22-Feb-21	12:51:57	MM
6	FC046F-CAL,, /01	FC1L_080S20	Standard	8.07	54958	25137	10.000	1.093	10.178	101.8	1184	22-Feb-21	13:04:54	db
7	FC046G-CAL,, /01	FC1L_080S21	Standard	8.06	100921	24152	20.000	1.045	19.453	97.3	2641	22-Feb-21	13:17:59	db
8	FC046H-CAL,, /01	FC1L_080S22	Standard	8.06	258847	24039	50.000	1.077	50.128	100.3	6822	22-Feb-21	13:30:56	db
9	FC046I-CAL,, /01	FC1L_080S23	Standard	8.07	1133939	22915	250.000	0.990	230.374	92.1	2741	22-Feb-21	13:44:01	db
10	FC046J-CAL,, /01	FC1L_080S24	Standard	8.07	3512287	20452	1000.000	0.859	799.465	79.9	51202	22-Feb-21	13:56:58	db

Compound name: PFDoA
Response Factor: 1.07403
RRF SD: 0.129229, % Relative SD: 12.0322
Response type: Internal Std (Ref 92), Area * (IS Conc. / IS Area)
Curve type: RF

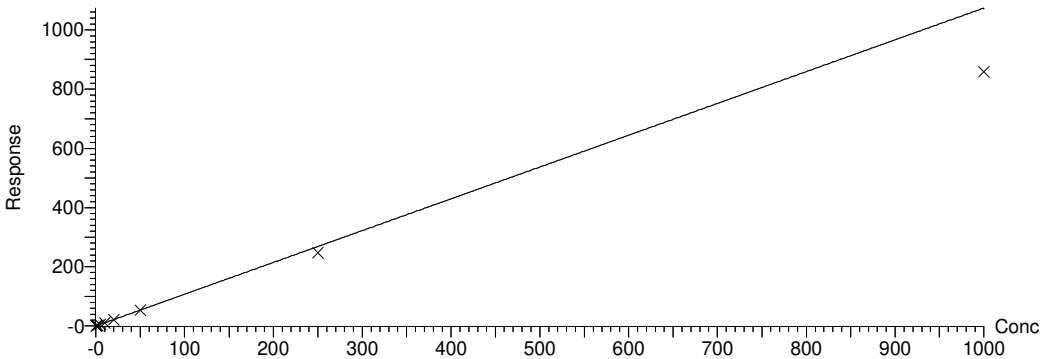

PV by TCH, SV by hh 10-Jun-21 Conc. & LOD unit = ng

Quantify Compound Summary Report **MassLynx MassLynx V4.1 SCN909**
SGS Axys Analytical Services, Ltd.

Dataset: G:\Masslynx\Inst_L\PFAS\quanfile\FC1L_080-a6.qld

Last Altered: Wednesday, June 09, 2021 15:38:41 Pacific Daylight Time
Printed: Thursday, June 10, 2021 10:10:18 Pacific Daylight Time

Compound name: PFTrDA

#	ID	Name	Type	RT	Area	IS Area	Std. Conc	RRF	Conc.	%Rec	S/N	Acq.Date	Acq.Time	Flags
2	FC046B-CAL,, /01	FC1L_080S16	Standard	8.36	1898	24834	0.400	0.956	0.454	113.5	41	22-Feb-21	12:12:50	MM
3	FC046C-CAL,, /01	FC1L_080S17	Standard	8.36	3874	25969	0.800	0.932	0.886	110.7	98	22-Feb-21	12:25:55	bb
4	FC046D-CAL,, /01	FC1L_080S18	Standard	8.36	8334	22539	2.000	0.924	2.195	109.8	195	22-Feb-21	12:38:52	bb
5	FC046E-CAL,, /01	FC1L_080S19	Standard	8.36	19003	22210	5.000	0.856	5.080	101.6	566	22-Feb-21	12:51:57	MM
6	FC046F-CAL,, /01	FC1L_080S20	Standard	8.36	38733	23298	10.000	0.831	9.871	98.7	1020	22-Feb-21	13:04:54	bb
7	FC046G-CAL,, /01	FC1L_080S21	Standard	8.35	71252	22086	20.000	0.807	19.154	95.8	1257	22-Feb-21	13:17:59	bb
8	FC046H-CAL,, /01	FC1L_080S22	Standard	8.35	179437	21947	50.000	0.818	48.543	97.1	4143	22-Feb-21	13:30:56	db
9	FC046I-CAL,, /01	FC1L_080S23	Standard	8.36	688363	22429	250.000	0.614	182.220	72.9	15753	22-Feb-21	13:44:01	bb
10	FC046J-CAL,, /01	FC1L_080S24	Standard	8.35	1867035	22742	1000.000	0.410	487.430	48.7	49037	22-Feb-21	13:56:58	dbX

Compound name: PFTrDA
Response Factor: 0.842136
RRF SD: 0.108277, % Relative SD: 12.8574
Response type: Internal Std (Ref Multiple), Area * (IS Conc. / IS Area)
Curve type: RF

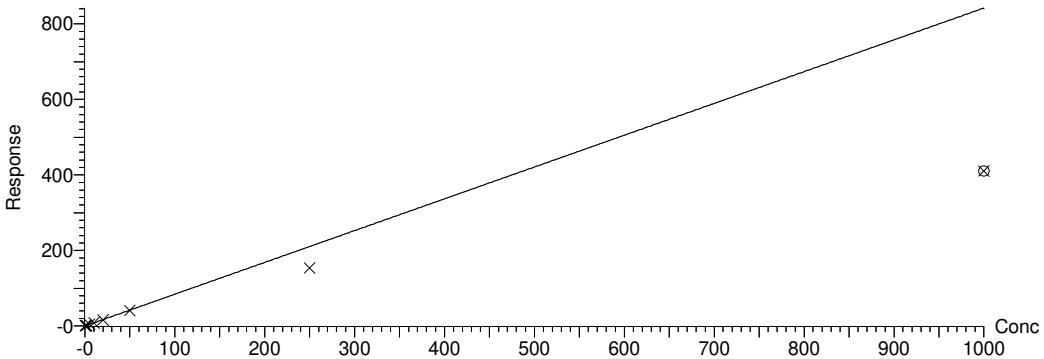

PV by TCH, SV by hh 10-Jun-21 Conc. & LOD unit = ng

Quantify Compound Summary Report **MassLynx MassLynx V4.1 SCN909**
SGS Axys Analytical Services, Ltd.

Dataset: G:\Masslynx\Inst_L\PFAS\quanfile\FC1L_080-a6.qld

Last Altered: Wednesday, June 09, 2021 15:38:41 Pacific Daylight Time
Printed: Thursday, June 10, 2021 10:10:18 Pacific Daylight Time

Compound name: PFTeDA

#	ID	Name	Type	RT	Area	IS Area	Std. Conc	RRF	Conc.	%Rec	S/N	Acq.Date	Acq.Time	Flags
2	FC046B-CAL,, /01	FC1L_080S16	Standard	8.72	1543	22506	0.400	0.857	0.459	114.8	37	22-Feb-21	12:12:50	bb
3	FC046C-CAL,, /01	FC1L_080S17	Standard	8.72	3054	24477	0.800	0.780	0.836	104.5	72	22-Feb-21	12:25:55	MM
4	FC046D-CAL,, /01	FC1L_080S18	Standard	8.73	6703	21391	2.000	0.783	2.099	105.0	246	22-Feb-21	12:38:52	MM
5	FC046E-CAL,, /01	FC1L_080S19	Standard	8.72	15361	21082	5.000	0.729	4.881	97.6	399	22-Feb-21	12:51:57	bb
6	FC046F-CAL,, /01	FC1L_080S20	Standard	8.72	32575	21459	10.000	0.759	10.168	101.7	984	22-Feb-21	13:04:54	MM
7	FC046G-CAL,, /01	FC1L_080S21	Standard	8.72	57646	20020	20.000	0.720	19.286	96.4	1200	22-Feb-21	13:17:59	bb
8	FC046H-CAL,, /01	FC1L_080S22	Standard	8.72	143761	19855	50.000	0.724	48.497	97.0	5987	22-Feb-21	13:30:56	bb
9	FC046I-CAL,, /01	FC1L_080S23	Standard	8.72	680241	21943	250.000	0.620	207.638	83.1	9875	22-Feb-21	13:44:01	bb
10	FC046J-CAL,, /01	FC1L_080S24	Standard	8.72	2388777	25031	1000.000	0.477	639.199	63.9	49408	22-Feb-21	13:56:58	bbX

Compound name: PFTeDA
Response Factor: 0.746488
RRF SD: 0.0680201, % Relative SD: 9.11202
Response type: Internal Std (Ref 93), Area * (IS Conc. / IS Area)
Curve type: RF

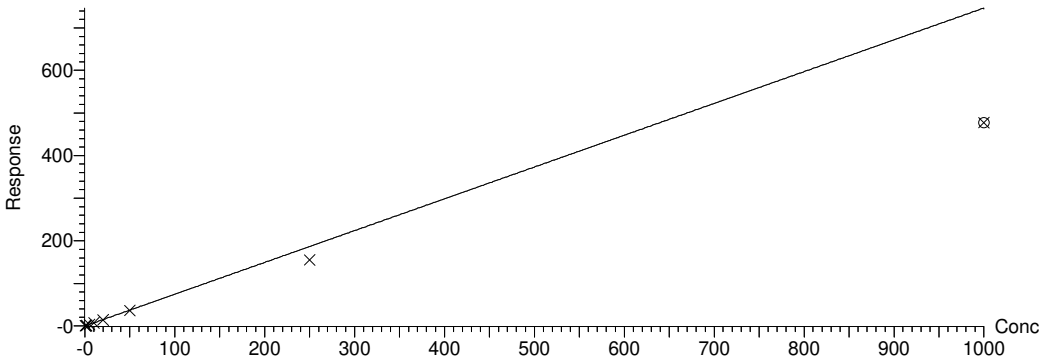

PV by TCH, SV by hh 10-Jun-21 Conc. & LOD unit = ng

Quantify Compound Summary Report **MassLynx MassLynx V4.1 SCN909**
SGS Axys Analytical Services, Ltd.

Dataset: G:\Masslynx\Inst_L\PFAS\quanfile\FC1L_080-a6.qld

Last Altered: Wednesday, June 09, 2021 15:38:41 Pacific Daylight Time
Printed: Thursday, June 10, 2021 10:10:18 Pacific Daylight Time

Compound name: PFBS

#	ID	Name	Type	RT	Area	IS Area	Std. Conc	RRF	Conc.	%Rec	S/N	Acq.Date	Acq.Time	Flags
2	FC046B-CAL,, /01	FC1L_080S16	Standard	4.91	1991	40246	0.400	1.240	0.429	107.3	1054	22-Feb-21	12:12:50	bb
3	FC046C-CAL,, /01	FC1L_080S17	Standard	4.92	4254	45155	0.800	1.181	0.817	102.1	4578	22-Feb-21	12:25:55	bb
4	FC046D-CAL,, /01	FC1L_080S18	Standard	4.92	8830	39259	2.000	1.128	1.951	97.6	6010	22-Feb-21	12:38:52	bb
5	FC046E-CAL,, /01	FC1L_080S19	Standard	4.91	22244	39068	5.000	1.142	4.939	98.8	9751	22-Feb-21	12:51:57	bb
6	FC046F-CAL,, /01	FC1L_080S20	Standard	4.91	44703	37132	10.000	1.208	10.444	104.4	18462	22-Feb-21	13:04:54	bb
7	FC046G-CAL,, /01	FC1L_080S21	Standard	4.91	81156	35676	20.000	1.141	19.733	98.7	84606	22-Feb-21	13:17:59	bb
8	FC046H-CAL,, /01	FC1L_080S22	Standard	4.91	209350	36235	50.000	1.159	50.118	100.2	147485	22-Feb-21	13:30:56	bb
9	FC046I-CAL,, /01	FC1L_080S23	Standard	4.91	737039	26613	250.000	1.111	240.244	96.1	237118	22-Feb-21	13:44:01	bb
10	FC046J-CAL,, /01	FC1L_080S24	Standard	4.91	2580039	23606	1000.000	1.096	948.119	94.8	396346	22-Feb-21	13:56:58	bb

Compound name: PFBS
Response Factor: 1.15623
RRF SD: 0.0463604, % Relative SD: 4.00962
Response type: Internal Std (Ref 94), Area * (IS Conc. / IS Area)
Curve type: RF

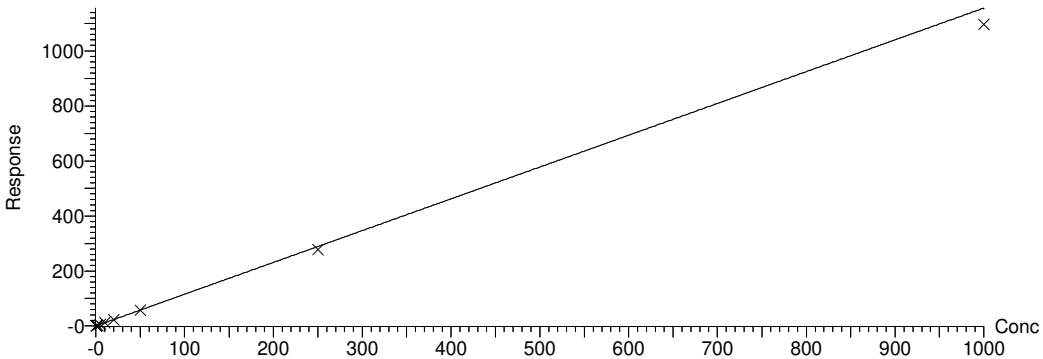

PV by TCH, SV by hh 10-Jun-21 Conc. & LOD unit = ng

Quantify Compound Summary Report **MassLynx MassLynx V4.1 SCN909**
SGS Axys Analytical Services, Ltd.

Dataset: G:\Masslynx\Inst_L\PFAS\quanfile\FC1L_080-a6.qld

Last Altered: Wednesday, June 09, 2021 15:38:41 Pacific Daylight Time
Printed: Thursday, June 10, 2021 10:10:18 Pacific Daylight Time

Compound name: PFPeS

#	ID	Name	Type	RT	Area	IS Area	Std. Conc	RRF	Conc.	%Rec	S/N	Acq.Date	Acq.Time	Flags
2	FC046B-CAL,, /01	FC1L_080S16	Standard	5.43	1390	36237	0.401	0.958	0.389	96.9	2395	22-Feb-21	12:12:50	db
3	FC046C-CAL,, /01	FC1L_080S17	Standard	5.43	3286	38357	0.802	1.069	0.868	108.2	1111	22-Feb-21	12:25:55	db
4	FC046D-CAL,, /01	FC1L_080S18	Standard	5.43	7408	32999	2.006	1.121	2.275	113.4	6921	22-Feb-21	12:38:52	bb
5	FC046E-CAL,, /01	FC1L_080S19	Standard	5.43	16621	31916	5.015	1.040	5.278	105.2	12646	22-Feb-21	12:51:57	bb
6	FC046F-CAL,, /01	FC1L_080S20	Standard	5.43	34198	33153	10.029	1.030	10.454	104.2	8581	22-Feb-21	13:04:54	bb
7	FC046G-CAL,, /01	FC1L_080S21	Standard	5.43	64310	31553	20.058	1.018	20.656	103.0	39925	22-Feb-21	13:17:59	bb
8	FC046H-CAL,, /01	FC1L_080S22	Standard	5.43	164148	32527	50.145	1.008	51.144	102.0	7369	22-Feb-21	13:30:56	bb
9	FC046I-CAL,, /01	FC1L_080S23	Standard	5.43	682279	30868	250.725	0.883	224.005	89.3	128855	22-Feb-21	13:44:01	bb
10	FC046J-CAL,, /01	FC1L_080S24	Standard	5.43	1921338	25006	1002.900	0.767	778.684	77.6	129410	22-Feb-21	13:56:58	bb

Compound name: PFPeS
Response Factor: 0.988207
RRF SD: 0.106485, % Relative SD: 10.7756
Response type: Internal Std (Ref 95), Area * (IS Conc. / IS Area)
Curve type: RF

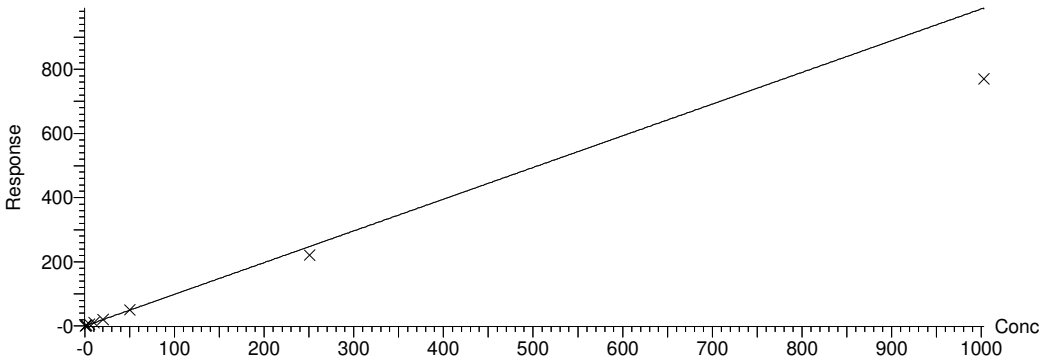

PV by TCH, SV by hh 10-Jun-21 Conc. & LOD unit = ng

Quantify Compound Summary Report **MassLynx MassLynx V4.1 SCN909**
SGS Axys Analytical Services, Ltd.

Dataset: G:\Masslynx\Inst_L\PFAS\quanfile\FC1L_080-a6.qld

Last Altered: Wednesday, June 09, 2021 15:38:41 Pacific Daylight Time
Printed: Thursday, June 10, 2021 10:10:18 Pacific Daylight Time

Compound name: PFHxS-I

#	ID	Name	Type	RT	Area	IS Area	Std. Conc	RRF	Conc.	%Rec	S/N	Acq.Date	Acq.Time	Flags
2	FC046B-CAL,, /01	FC1L_080S16	Standard	6.17	1635	36237	0.000	0.000	0.384		79	22-Feb-21	12:12:50	bb
3	FC046C-CAL,, /01	FC1L_080S17	Standard	6.17	3284	38357	0.000	0.000	0.728		1430	22-Feb-21	12:25:55	bb
4	FC046D-CAL,, /01	FC1L_080S18	Standard	6.17	6981	32999	0.000	0.000	1.800		2352	22-Feb-21	12:38:52	bd
5	FC046E-CAL,, /01	FC1L_080S19	Standard	6.16	16456	31916	0.000	0.000	4.387		15798	22-Feb-21	12:51:57	bd
6	FC046F-CAL,, /01	FC1L_080S20	Standard	6.17	33132	33153	0.000	0.000	8.504		15865	22-Feb-21	13:04:54	bb
7	FC046G-CAL,, /01	FC1L_080S21	Standard	6.17	62705	31553	0.000	0.000	16.910		2573	22-Feb-21	13:17:59	db
8	FC046H-CAL,, /01	FC1L_080S22	Standard	6.16	160721	32527	0.000	0.000	42.045		20070	22-Feb-21	13:30:56	dd
9	FC046I-CAL,, /01	FC1L_080S23	Standard	6.16	695240	30868	0.000	0.000	191.650		35081	22-Feb-21	13:44:01	bb
10	FC046J-CAL,, /01	FC1L_080S24	Standard	6.16	2360499	25006	0.000	0.000	803.233		59346	22-Feb-21	13:56:58	bb

Compound name: PFHxS
Response Factor: 1.17698
RRF SD: 0.0616268, % Relative SD: 5.23602
Response type: Internal Std (Ref 95), Area * (IS Conc. / IS Area)
Curve type: RF

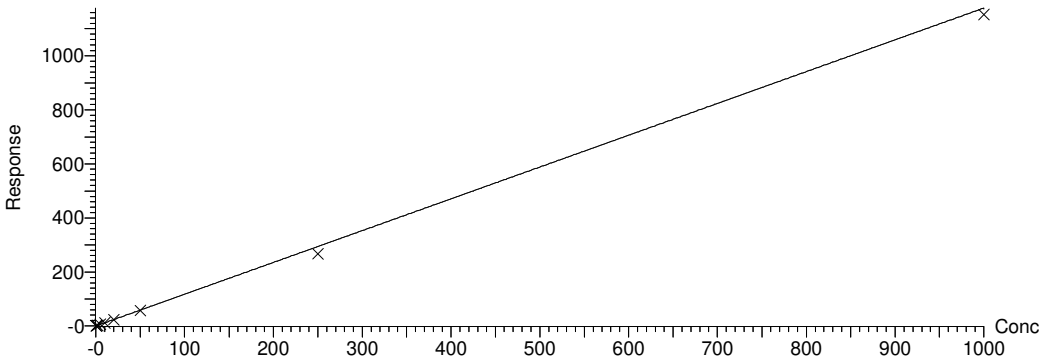

PV by TCH, SV by hh 10-Jun-21 Conc. & LOD unit = ng

Quantify Compound Summary Report **MassLynx MassLynx V4.1 SCN909**
SGS Axys Analytical Services, Ltd.

Dataset: G:\Masslynx\Inst_L\PFAS\quanfile\FC1L_080-a6.qld

Last Altered: Wednesday, June 09, 2021 15:38:41 Pacific Daylight Time
Printed: Thursday, June 10, 2021 10:10:18 Pacific Daylight Time

Compound name: PFHxS-II

# ID	Name	Type	RT	Area	IS Area	Std. Conc	RRF	Conc.	%Rec	S/N	Acq.Date	Acq.Time	Flags
2 FC046B-CAL,, /01	FC1L_080S16	Standard	5.94	139	36237	0.000	0.000	0.033		8	22-Feb-21	12:12:50	db
3 FC046C-CAL,, /01	FC1L_080S17	Standard	5.94	337	38357	0.000	0.000	0.075		141	22-Feb-21	12:25:55	db
4 FC046D-CAL,, /01	FC1L_080S18	Standard	5.94	760	32999	0.000	0.000	0.196		302	22-Feb-21	12:38:52	db
5 FC046E-CAL,, /01	FC1L_080S19	Standard	5.94	1660	31916	0.000	0.000	0.443		1795	22-Feb-21	12:51:57	db
6 FC046F-CAL,, /01	FC1L_080S20	Standard	5.94	3393	33153	0.000	0.000	0.871		1685	22-Feb-21	13:04:54	db
7 FC046G-CAL,, /01	FC1L_080S21	Standard	5.94	6385	31553	0.000	0.000	1.722		300	22-Feb-21	13:17:59	dd
8 FC046H-CAL,, /01	FC1L_080S22	Standard	5.94	17922	32527	0.000	0.000	4.688		2371	22-Feb-21	13:30:56	dd
9 FC046I-CAL,, /01	FC1L_080S23	Standard	5.94	87841	30868	0.000	0.000	24.214		5100	22-Feb-21	13:44:01	db
10 FC046J-CAL,, /01	FC1L_080S24	Standard	5.94	341077	25006	0.000	0.000	116.062		9729	22-Feb-21	13:56:58	db

Compound name: PFHxS
Response Factor: 1.17698
RRF SD: 0.0616268, % Relative SD: 5.23602
Response type: Internal Std (Ref 95), Area * (IS Conc. / IS Area)
Curve type: RF

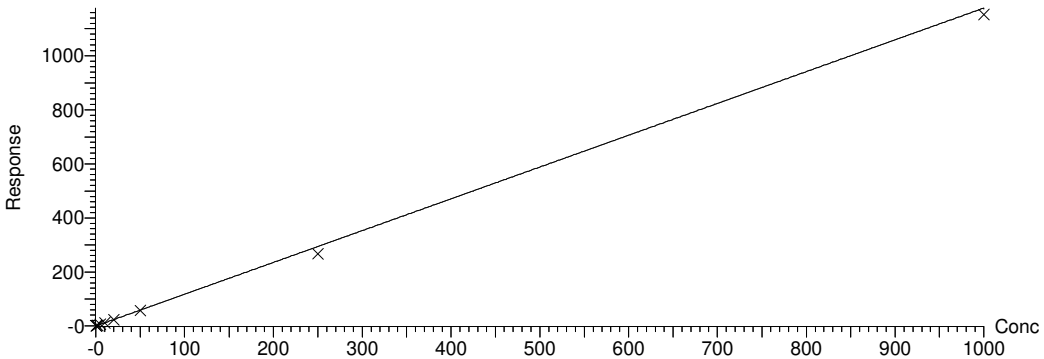

PV by TCH, SV by hh 10-Jun-21 Conc. & LOD unit = ng

Quantify Compound Summary Report **MassLynx MassLynx V4.1 SCN909**
SGS Axys Analytical Services, Ltd.

Dataset: G:\Masslynx\Inst_L\PFAS\quanfile\FC1L_080-a6.qld

Last Altered: Wednesday, June 09, 2021 15:38:41 Pacific Daylight Time
Printed: Thursday, June 10, 2021 10:10:18 Pacific Daylight Time

Compound name: PFHxS-III

#	ID	Name	Type	RT	Area	IS Area	Std. Conc	RRF	Conc.	%Rec	S/N	Acq.Date	Acq.Time	Flags
2	FC046B-CAL,, /01	FC1L_080S16	Standard	5.86	71	36237	0.000	0.000	0.017		6	22-Feb-21	12:12:50	bd
3	FC046C-CAL,, /01	FC1L_080S17	Standard	5.86	154	38357	0.000	0.000	0.034		59	22-Feb-21	12:25:55	bd
4	FC046D-CAL,, /01	FC1L_080S18	Standard	5.87	365	32999	0.000	0.000	0.094		134	22-Feb-21	12:38:52	bd
5	FC046E-CAL,, /01	FC1L_080S19	Standard	5.86	891	31916	0.000	0.000	0.238		926	22-Feb-21	12:51:57	bd
6	FC046F-CAL,, /01	FC1L_080S20	Standard	5.87	1734	33153	0.000	0.000	0.445		880	22-Feb-21	13:04:54	bd
7	FC046G-CAL,, /01	FC1L_080S21	Standard	5.86	3233	31553	0.000	0.000	0.872		145	22-Feb-21	13:17:59	dd
8	FC046H-CAL,, /01	FC1L_080S22	Standard	5.86	7842	32527	0.000	0.000	2.052		1077	22-Feb-21	13:30:56	bd
9	FC046I-CAL,, /01	FC1L_080S23	Standard	5.86	40312	30868	0.000	0.000	11.113		2408	22-Feb-21	13:44:01	bd
10	FC046J-CAL,, /01	FC1L_080S24	Standard	5.86	164956	25006	0.000	0.000	56.131		5042	22-Feb-21	13:56:58	bd

Compound name: PFHxS
Response Factor: 1.17698
RRF SD: 0.0616268, % Relative SD: 5.23602
Response type: Internal Std (Ref 95), Area * (IS Conc. / IS Area)
Curve type: RF

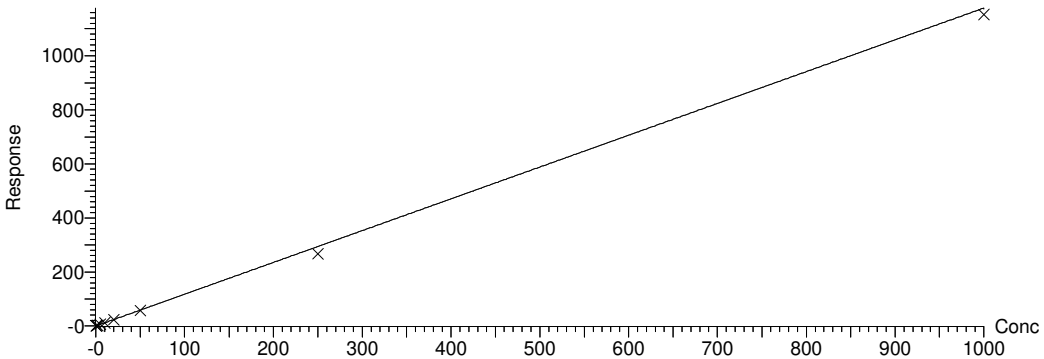

PV by TCH, SV by hh 10-Jun-21 Conc. & LOD unit = ng

Quantify Compound Summary Report **MassLynx MassLynx V4.1 SCN909**
SGS Axys Analytical Services, Ltd.

Dataset: G:\Masslynx\Inst_L\PFAS\quanfile\FC1L_080-a6.qld

Last Altered: Wednesday, June 09, 2021 15:38:41 Pacific Daylight Time
Printed: Thursday, June 10, 2021 10:10:18 Pacific Daylight Time

Compound name: PFHxS-SUM

#	ID	Name	Type	RT	Area	IS Area	Std. Conc	RRF	Conc.	%Rec	S/N	Acq.Date	Acq.Time	Flags
2	FC046B-CAL,, /01	FC1L_080S16	Standard		1846	36237	0.000		0.433			22-Feb-21	12:12:50	
3	FC046C-CAL,, /01	FC1L_080S17	Standard		3775	38357	0.000		0.837			22-Feb-21	12:25:55	
4	FC046D-CAL,, /01	FC1L_080S18	Standard		8106	32999	0.000		2.090			22-Feb-21	12:38:52	
5	FC046E-CAL,, /01	FC1L_080S19	Standard		19008	31916	0.000		5.068			22-Feb-21	12:51:57	
6	FC046F-CAL,, /01	FC1L_080S20	Standard		38259	33153	0.000		9.820			22-Feb-21	13:04:54	
7	FC046G-CAL,, /01	FC1L_080S21	Standard		72323	31553	0.000		19.504			22-Feb-21	13:17:59	
8	FC046H-CAL,, /01	FC1L_080S22	Standard		186486	32527	0.000		48.785			22-Feb-21	13:30:56	
9	FC046I-CAL,, /01	FC1L_080S23	Standard		823393	30868	0.000		226.977			22-Feb-21	13:44:01	
10	FC046J-CAL,, /01	FC1L_080S24	Standard		2866532	25006	0.000		975.426			22-Feb-21	13:56:58	

Compound name: PFHxS
Response Factor: 1.17698
RRF SD: 0.0616268, % Relative SD: 5.23602
Response type: Internal Std (Ref 95), Area * (IS Conc. / IS Area)
Curve type: RF

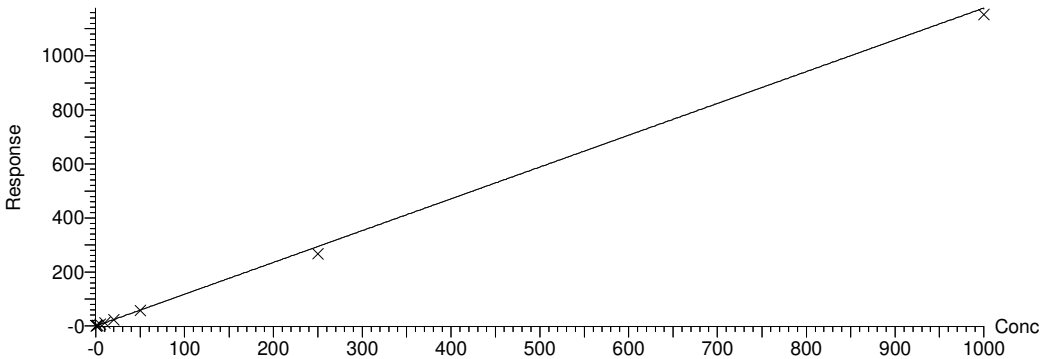

PV by TCH, SV by hh 10-Jun-21 Conc. & LOD unit = ng

Quantify Compound Summary Report **MassLynx MassLynx V4.1 SCN909**
SGS Axys Analytical Services, Ltd.

Dataset: G:\Masslynx\Inst_L\PFAS\quanfile\FC1L_080-a6.qld

Last Altered: Wednesday, June 09, 2021 15:38:41 Pacific Daylight Time
Printed: Thursday, June 10, 2021 10:10:18 Pacific Daylight Time

Compound name: PFHxS

#	ID	Name	Type	RT	Area	IS Area	Std. Conc	RRF	Conc.	%Rec	S/N	Acq.Date	Acq.Time	Flags
2	FC046B-CAL,, /01	FC1L_080S16	Standard	6.17	1842	36237	0.400	1.273	0.433	108.1	79	22-Feb-21	12:12:50	MM
3	FC046C-CAL,, /01	FC1L_080S17	Standard	6.17	3792	38357	0.800	1.238	0.841	105.2	1431	22-Feb-21	12:25:55	MM
4	FC046D-CAL,, /01	FC1L_080S18	Standard	6.17	8057	32999	2.000	1.223	2.078	103.9	2350	22-Feb-21	12:38:52	MM
5	FC046E-CAL,, /01	FC1L_080S19	Standard	6.16	19057	31916	5.000	1.196	5.081	101.6	15803	22-Feb-21	12:51:57	MM
6	FC046F-CAL,, /01	FC1L_080S20	Standard	6.17	38196	33153	10.000	1.154	9.803	98.0	15866	22-Feb-21	13:04:54	MM
7	FC046G-CAL,, /01	FC1L_080S21	Standard	6.17	72106	31553	20.000	1.144	19.445	97.2	2572	22-Feb-21	13:17:59	MM
8	FC046H-CAL,, /01	FC1L_080S22	Standard	6.16	185971	32527	50.000	1.145	48.650	97.3	20065	22-Feb-21	13:30:56	MM
9	FC046I-CAL,, /01	FC1L_080S23	Standard	6.16	822993	30868	250.000	1.068	226.867	90.7	35075	22-Feb-21	13:44:01	MM
10	FC046J-CAL,, /01	FC1L_080S24	Standard	6.16	2876995	25006	1000.000	1.152	978.986	97.9	59397	22-Feb-21	13:56:58	MM

Compound name: PFHxS
Response Factor: 1.17698
RRF SD: 0.0616268, % Relative SD: 5.23602
Response type: Internal Std (Ref 95), Area * (IS Conc. / IS Area)
Curve type: RF

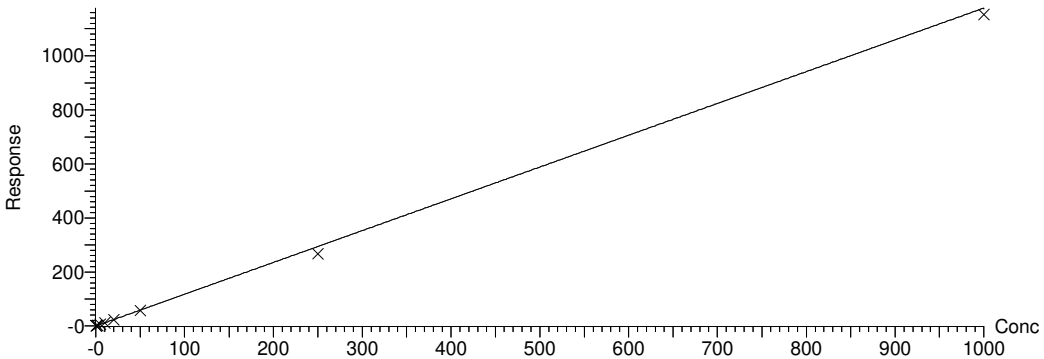

PV by TCH, SV by hh 10-Jun-21 Conc. & LOD unit = ng

Quantify Compound Summary Report **MassLynx MassLynx V4.1 SCN909**
SGS Axys Analytical Services, Ltd.

Dataset: G:\Masslynx\Inst_L\PFAS\quanfile\FC1L_080-a6.qld

Last Altered: Wednesday, June 09, 2021 15:38:41 Pacific Daylight Time
Printed: Thursday, June 10, 2021 10:10:18 Pacific Daylight Time

Compound name: PFHpS

#	ID	Name	Type	RT	Area	IS Area	Std. Conc	RRF	Conc.	%Rec	S/N	Acq.Date	Acq.Time	Flags
2	FC046B-CAL,, /01	FC1L_080S16	Standard	7.04	1392	31584	0.401	1.106	0.406	101.3	1170	22-Feb-21	12:12:50	bb
3	FC046C-CAL,, /01	FC1L_080S17	Standard	7.03	2863	33587	0.802	1.070	0.785	97.9	2101	22-Feb-21	12:25:55	bb
4	FC046D-CAL,, /01	FC1L_080S18	Standard	7.04	6803	29945	2.005	1.140	2.093	104.4	3013	22-Feb-21	12:38:52	bb
5	FC046E-CAL,, /01	FC1L_080S19	Standard	7.04	16118	29481	5.011	1.098	5.037	100.5	1704	22-Feb-21	12:51:57	bb
6	FC046F-CAL,, /01	FC1L_080S20	Standard	7.04	31730	29168	10.023	1.092	10.023	100.0	9426	22-Feb-21	13:04:54	bb
7	FC046G-CAL,, /01	FC1L_080S21	Standard	7.04	62171	27877	20.046	1.119	20.547	102.5	8837	22-Feb-21	13:17:59	bb
8	FC046H-CAL,, /01	FC1L_080S22	Standard	7.04	154301	29636	50.115	1.045	47.968	95.7	17108	22-Feb-21	13:30:56	bb
9	FC046I-CAL,, /01	FC1L_080S23	Standard	7.04	696318	26521	250.575	1.054	241.892	96.5	165922	22-Feb-21	13:44:01	bb
10	FC046J-CAL,, /01	FC1L_080S24	Standard	7.04	2202071	20023	1002.300	1.104	1013.218	101.1	60500	22-Feb-21	13:56:58	MM

Compound name: PFHpS
Response Factor: 1.09215
RRF SD: 0.0307501, % Relative SD: 2.81556
Response type: Internal Std (Ref 96), Area * (IS Conc. / IS Area)
Curve type: RF

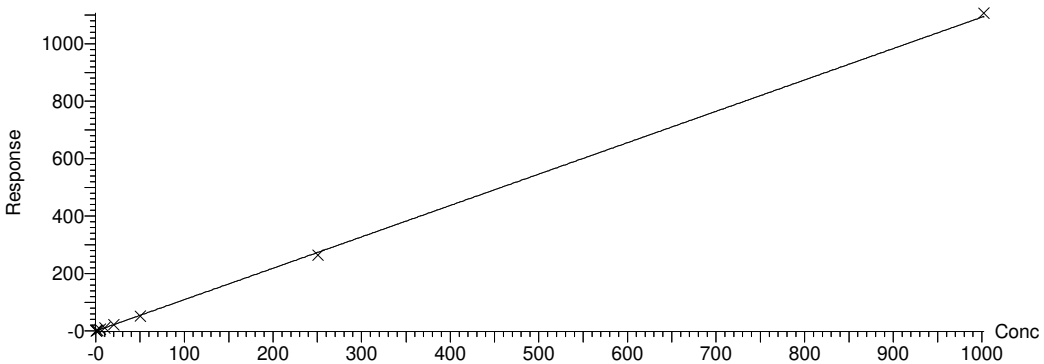

PV by TCH, SV by hh 10-Jun-21 Conc. & LOD unit = ng

Quantify Compound Summary Report **MassLynx MassLynx V4.1 SCN909**
SGS Axys Analytical Services, Ltd.

Dataset: G:\Masslynx\Inst_L\PFAS\quanfile\FC1L_080-a6.qld

Last Altered: Wednesday, June 09, 2021 15:38:41 Pacific Daylight Time
Printed: Thursday, June 10, 2021 10:10:18 Pacific Daylight Time

Compound name: PFOS-I

#	ID	Name	Type	RT	Area	IS Area	Std. Conc	RRF	Conc.	%Rec	S/N	Acq.Date	Acq.Time	Flags
2	FC046B-CAL,, /01	FC1L_080S16	Standard	7.57	1353	31584	0.000	0.000	0.345		139	22-Feb-21	12:12:50	db
3	FC046C-CAL,, /01	FC1L_080S17	Standard	7.57	3080	33587	0.000	0.000	0.738		235	22-Feb-21	12:25:55	bb
4	FC046D-CAL,, /01	FC1L_080S18	Standard	7.58	6637	29945	0.000	0.000	1.784		999	22-Feb-21	12:38:52	bb
5	FC046E-CAL,, /01	FC1L_080S19	Standard	7.57	14648	29481	0.000	0.000	3.999		3536	22-Feb-21	12:51:57	db
6	FC046F-CAL,, /01	FC1L_080S20	Standard	7.57	31352	29168	0.000	0.000	8.653		4448	22-Feb-21	13:04:54	bb
7	FC046G-CAL,, /01	FC1L_080S21	Standard	7.57	57417	27877	0.000	0.000	16.580		10987	22-Feb-21	13:17:59	bb
8	FC046H-CAL,, /01	FC1L_080S22	Standard	7.57	149330	29636	0.000	0.000	40.561		17062	22-Feb-21	13:30:56	bb
9	FC046I-CAL,, /01	FC1L_080S23	Standard	7.57	630740	26521	0.000	0.000	191.447		60000	22-Feb-21	13:44:01	bb
10	FC046J-CAL,, /01	FC1L_080S24	Standard	7.57	1997513	20023	0.000	0.000	803.055		27096	22-Feb-21	13:56:58	bb

Compound name: PFOS
Response Factor: 1.24997
RRF SD: 0.0675667, % Relative SD: 5.40548
Response type: Internal Std (Ref 96), Area * (IS Conc. / IS Area)
Curve type: RF

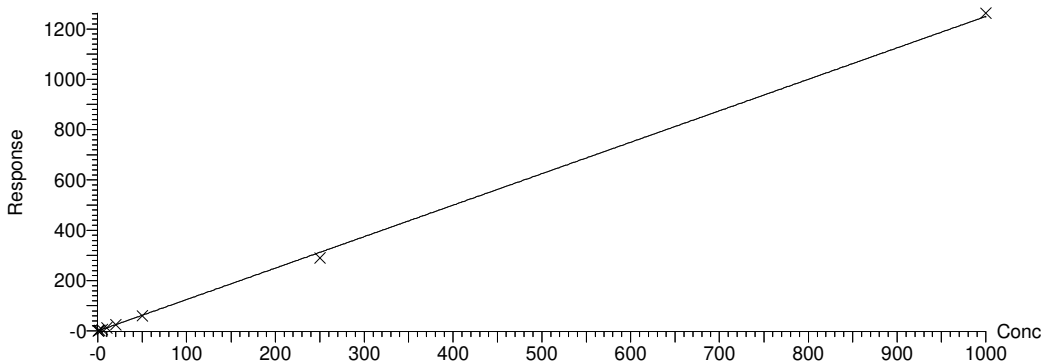

PV by TCH, SV by hh 10-Jun-21 Conc. & LOD unit = ng

Quantify Compound Summary Report **MassLynx MassLynx V4.1 SCN909**
SGS Axys Analytical Services, Ltd.

Dataset: G:\Masslynx\Inst_L\PFAS\quanfile\FC1L_080-a6.qld

Last Altered: Wednesday, June 09, 2021 15:38:41 Pacific Daylight Time
Printed: Thursday, June 10, 2021 10:10:18 Pacific Daylight Time

Compound name: PFOS-II

#	ID	Name	Type	RT	Area	IS Area	Std. Conc	RRF	Conc.	%Rec	S/N	Acq.Date	Acq.Time	Flags
2	FC046B-CAL,, /01	FC1L_080S16	Standard	7.45	129	31584	0.000	0.000	0.033		11	22-Feb-21	12:12:50	dd
3	FC046C-CAL,, /01	FC1L_080S17	Standard	7.45	366	33587	0.000	0.000	0.088		26	22-Feb-21	12:25:55	db
4	FC046D-CAL,, /01	FC1L_080S18	Standard	7.45	609	29945	0.000	0.000	0.164		86	22-Feb-21	12:38:52	db
5	FC046E-CAL,, /01	FC1L_080S19	Standard	7.45	1450	29481	0.000	0.000	0.396		328	22-Feb-21	12:51:57	dd
6	FC046F-CAL,, /01	FC1L_080S20	Standard	7.45	3372	29168	0.000	0.000	0.931		456	22-Feb-21	13:04:54	db
7	FC046G-CAL,, /01	FC1L_080S21	Standard	7.45	6131	27877	0.000	0.000	1.770		1021	22-Feb-21	13:17:59	db
8	FC046H-CAL,, /01	FC1L_080S22	Standard	7.45	15995	29636	0.000	0.000	4.345		1680	22-Feb-21	13:30:56	db
9	FC046I-CAL,, /01	FC1L_080S23	Standard	7.45	72643	26521	0.000	0.000	22.049		6740	22-Feb-21	13:44:01	db
10	FC046J-CAL,, /01	FC1L_080S24	Standard	7.45	275758	20023	0.000	0.000	110.862		3856	22-Feb-21	13:56:58	db

Compound name: PFOS
Response Factor: 1.24997
RRF SD: 0.0675667, % Relative SD: 5.40548
Response type: Internal Std (Ref 96), Area * (IS Conc. / IS Area)
Curve type: RF

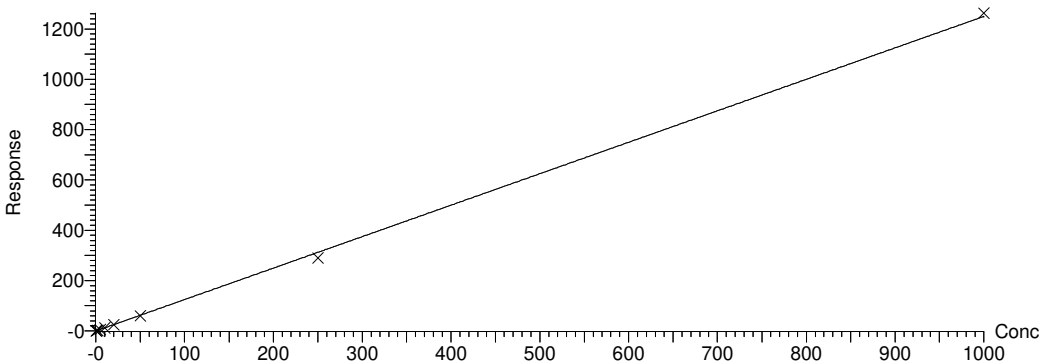

PV by TCH, SV by hh 10-Jun-21 Conc. & LOD unit = ng

Quantify Compound Summary Report **MassLynx MassLynx V4.1 SCN909**
SGS Axys Analytical Services, Ltd.

Dataset: G:\Masslynx\Inst_L\PFAS\quanfile\FC1L_080-a6.qld

Last Altered: Wednesday, June 09, 2021 15:38:41 Pacific Daylight Time
Printed: Thursday, June 10, 2021 10:10:18 Pacific Daylight Time

Compound name: PFOS-III

#	ID	Name	Type	RT	Area	IS Area	Std. Conc	RRF	Conc.	%Rec	S/N	Acq.Date	Acq.Time	Flags
2	FC046B-CAL,, /01	FC1L_080S16	Standard	7.40	106	31584	0.000	0.000	0.027		10	22-Feb-21	12:12:50	bd
3	FC046C-CAL,, /01	FC1L_080S17	Standard	7.39	243	33587	0.000	0.000	0.058		16	22-Feb-21	12:25:55	bd
4	FC046D-CAL,, /01	FC1L_080S18	Standard	7.40	513	29945	0.000	0.000	0.138		71	22-Feb-21	12:38:52	dd
5	FC046E-CAL,, /01	FC1L_080S19	Standard	7.40	1175	29481	0.000	0.000	0.321		250	22-Feb-21	12:51:57	dd
6	FC046F-CAL,, /01	FC1L_080S20	Standard	7.40	2523	29168	0.000	0.000	0.696		329	22-Feb-21	13:04:54	bd
7	FC046G-CAL,, /01	FC1L_080S21	Standard	7.40	4725	27877	0.000	0.000	1.365		889	22-Feb-21	13:17:59	bd
8	FC046H-CAL,, /01	FC1L_080S22	Standard	7.39	12345	29636	0.000	0.000	3.353		1312	22-Feb-21	13:30:56	bd
9	FC046I-CAL,, /01	FC1L_080S23	Standard	7.40	64746	26521	0.000	0.000	19.652		5537	22-Feb-21	13:44:01	bd
10	FC046J-CAL,, /01	FC1L_080S24	Standard	7.40	260284	20023	0.000	0.000	104.641		3353	22-Feb-21	13:56:58	bd

Compound name: PFOS
Response Factor: 1.24997
RRF SD: 0.0675667, % Relative SD: 5.40548
Response type: Internal Std (Ref 96), Area * (IS Conc. / IS Area)
Curve type: RF

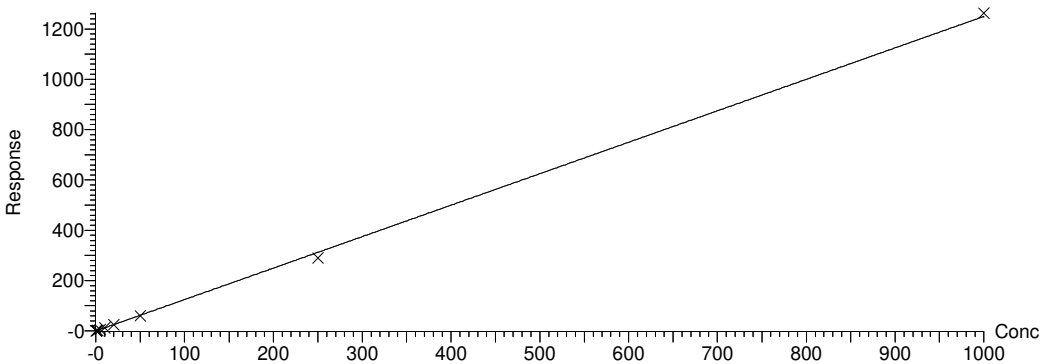

PV by TCH, SV by hh 10-Jun-21 Conc. & LOD unit = ng

Quantify Compound Summary Report **MassLynx MassLynx V4.1 SCN909**
SGS Axys Analytical Services, Ltd.

Dataset: G:\Masslynx\Inst_L\PFAS\quanfile\FC1L_080-a6.qld

Last Altered: Wednesday, June 09, 2021 15:38:41 Pacific Daylight Time
Printed: Thursday, June 10, 2021 10:10:18 Pacific Daylight Time

Compound name: PFOS-IV

#	ID	Name	Type	RT	Area	IS Area	Std. Conc	RRF	Conc.	%Rec	S/N	Acq.Date	Acq.Time	Flags
2	FC046B-CAL,, /01	FC1L_080S16	Standard			31584	0.000					22-Feb-21	12:12:50	
3	FC046C-CAL,, /01	FC1L_080S17	Standard			33587	0.000					22-Feb-21	12:25:55	
4	FC046D-CAL,, /01	FC1L_080S18	Standard	7.21	25	29945	0.000	0.000	0.007		5	22-Feb-21	12:38:52	bd
5	FC046E-CAL,, /01	FC1L_080S19	Standard	7.24	56	29481	0.000	0.000	0.015		11	22-Feb-21	12:51:57	bb
6	FC046F-CAL,, /01	FC1L_080S20	Standard	7.23	103	29168	0.000	0.000	0.028		12	22-Feb-21	13:04:54	db
7	FC046G-CAL,, /01	FC1L_080S21	Standard	7.24	244	27877	0.000	0.000	0.071		32	22-Feb-21	13:17:59	dd
8	FC046H-CAL,, /01	FC1L_080S22	Standard	7.23	797	29636	0.000	0.000	0.217		68	22-Feb-21	13:30:56	db
9	FC046I-CAL,, /01	FC1L_080S23	Standard	7.23	3628	26521	0.000	0.000	1.101		258	22-Feb-21	13:44:01	db
10	FC046J-CAL,, /01	FC1L_080S24	Standard	7.23	15088	20023	0.000	0.000	6.066		166	22-Feb-21	13:56:58	db

Compound name: PFOS
Response Factor: 1.24997
RRF SD: 0.0675667, % Relative SD: 5.40548
Response type: Internal Std (Ref 96), Area * (IS Conc. / IS Area)
Curve type: RF

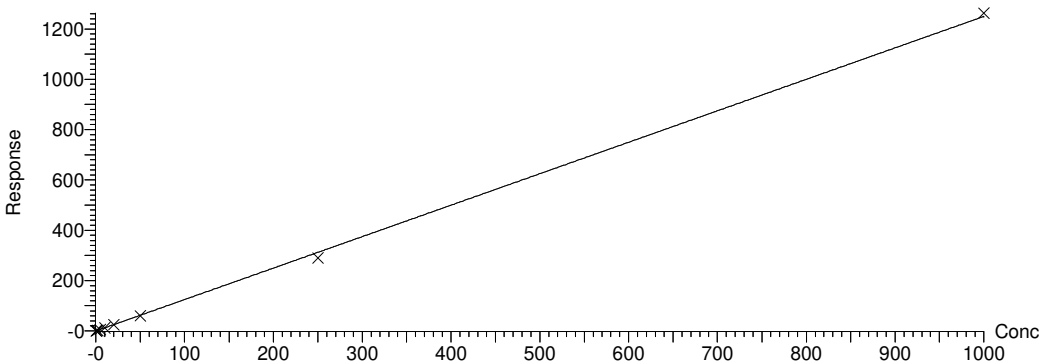

PV by TCH, SV by hh 10-Jun-21 Conc. & LOD unit = ng

Quantify Compound Summary Report **MassLynx MassLynx V4.1 SCN909**
SGS Axys Analytical Services, Ltd.

Dataset: G:\Masslynx\Inst_L\PFAS\quanfile\FC1L_080-a6.qld

Last Altered: Wednesday, June 09, 2021 15:38:41 Pacific Daylight Time
Printed: Thursday, June 10, 2021 10:10:18 Pacific Daylight Time

Compound name: PFOS-SUM

#	ID	Name	Type	RT	Area	IS Area	Std. Conc	RRF	Conc.	%Rec	S/N	Acq.Date	Acq.Time	Flags
2	FC046B-CAL,, /01	FC1L_080S16	Standard		1588	31584	0.000		0.405			22-Feb-21	12:12:50	
3	FC046C-CAL,, /01	FC1L_080S17	Standard		3689	33587	0.000		0.884			22-Feb-21	12:25:55	
4	FC046D-CAL,, /01	FC1L_080S18	Standard		7784	29945	0.000		2.092			22-Feb-21	12:38:52	
5	FC046E-CAL,, /01	FC1L_080S19	Standard		17329	29481	0.000		4.732			22-Feb-21	12:51:57	
6	FC046F-CAL,, /01	FC1L_080S20	Standard		37350	29168	0.000		10.308			22-Feb-21	13:04:54	
7	FC046G-CAL,, /01	FC1L_080S21	Standard		68517	27877	0.000		19.785			22-Feb-21	13:17:59	
8	FC046H-CAL,, /01	FC1L_080S22	Standard		178468	29636	0.000		48.476			22-Feb-21	13:30:56	
9	FC046I-CAL,, /01	FC1L_080S23	Standard		771756	26521	0.000		234.249			22-Feb-21	13:44:01	
10	FC046J-CAL,, /01	FC1L_080S24	Standard		2548643	20023	0.000		1024.624			22-Feb-21	13:56:58	

Compound name: PFOS
Response Factor: 1.24997
RRF SD: 0.0675667, % Relative SD: 5.40548
Response type: Internal Std (Ref 96), Area * (IS Conc. / IS Area)
Curve type: RF

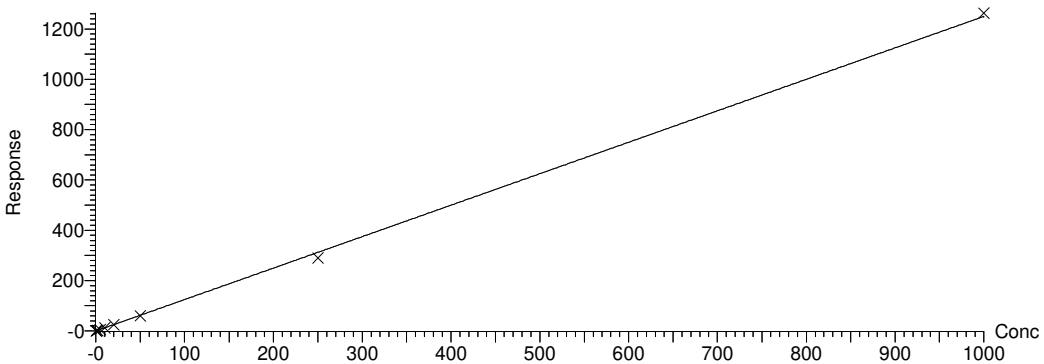

PV by TCH, SV by hh 10-Jun-21 Conc. & LOD unit = ng

Quantify Compound Summary Report **MassLynx MassLynx V4.1 SCN909**
SGS Axys Analytical Services, Ltd.

Dataset: G:\Masslynx\Inst_L\PFAS\quanfile\FC1L_080-a6.qld

Last Altered: Wednesday, June 09, 2021 15:38:41 Pacific Daylight Time
Printed: Thursday, June 10, 2021 10:10:18 Pacific Daylight Time

Compound name: PFOS

#	ID	Name	Type	RT	Area	IS Area	Std. Conc	RRF	Conc.	%Rec	S/N	Acq.Date	Acq.Time	Flags
2	FC046B-CAL,, /01	FC1L_080S16	Standard	7.57	1588	31584	0.400	1.265	0.405	101.2	139	22-Feb-21	12:12:50	MM
3	FC046C-CAL,, /01	FC1L_080S17	Standard	7.57	3687	33587	0.800	1.381	0.884	110.4	235	22-Feb-21	12:25:55	MM
4	FC046D-CAL,, /01	FC1L_080S18	Standard	7.58	7656	29945	2.000	1.286	2.058	102.9	997	22-Feb-21	12:38:52	MM
5	FC046E-CAL,, /01	FC1L_080S19	Standard	7.57	17130	29481	5.000	1.169	4.677	93.5	3533	22-Feb-21	12:51:57	MM
6	FC046F-CAL,, /01	FC1L_080S20	Standard	7.57	37250	29168	10.000	1.285	10.281	102.8	4449	22-Feb-21	13:04:54	MM
7	FC046G-CAL,, /01	FC1L_080S21	Standard	7.57	68161	27877	20.000	1.230	19.682	98.4	10985	22-Feb-21	13:17:59	MM
8	FC046H-CAL,, /01	FC1L_080S22	Standard	7.57	178272	29636	50.000	1.211	48.423	96.8	17072	22-Feb-21	13:30:56	MM
9	FC046I-CAL,, /01	FC1L_080S23	Standard	7.57	764402	26521	250.000	1.160	232.017	92.8	59967	22-Feb-21	13:44:01	MM
10	FC046J-CAL,, /01	FC1L_080S24	Standard	7.57	2514074	20023	1000.000	1.263	1010.726	101.1	27067	22-Feb-21	13:56:58	MM

Compound name: PFOS
Response Factor: 1.24997
RRF SD: 0.0675667, % Relative SD: 5.40548
Response type: Internal Std (Ref 96), Area * (IS Conc. / IS Area)
Curve type: RF

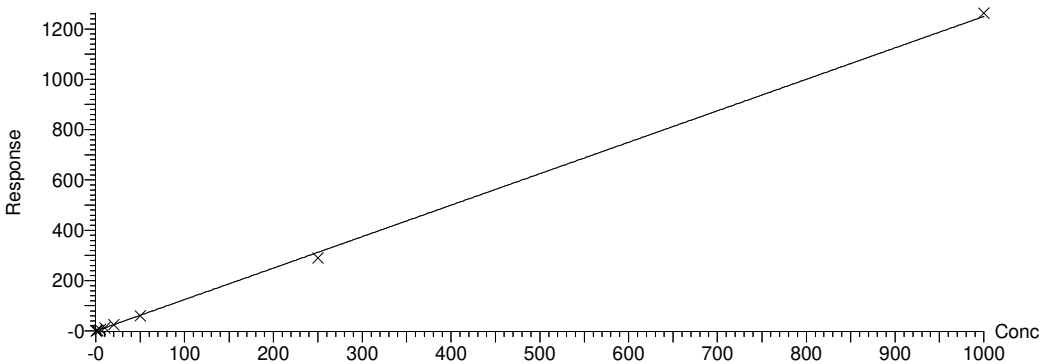

PV by TCH, SV by hh 10-Jun-21 Conc. & LOD unit = ng

Quantify Compound Summary Report **MassLynx MassLynx V4.1 SCN909**
SGS Axys Analytical Services, Ltd.

Dataset: G:\Masslynx\Inst_L\PFAS\quanfile\FC1L_080-a6.qld

Last Altered: Wednesday, June 09, 2021 15:38:41 Pacific Daylight Time
Printed: Thursday, June 10, 2021 10:10:18 Pacific Daylight Time

Compound name: PFNS

#	ID	Name	Type	RT	Area	IS Area	Std. Conc	RRF	Conc.	%Rec	S/N	Acq.Date	Acq.Time	Flags
2	FC046B-CAL,, /01	FC1L_080S16	Standard	7.89	1645	31584	0.401	1.308	0.442	110.2	895	22-Feb-21	12:12:50	db
3	FC046C-CAL,, /01	FC1L_080S17	Standard	7.89	3265	33587	0.802	1.220	0.824	102.8	2256	22-Feb-21	12:25:55	bb
4	FC046D-CAL,, /01	FC1L_080S18	Standard	7.90	7045	29945	2.004	1.181	1.994	99.5	1814	22-Feb-21	12:38:52	bb
5	FC046E-CAL,, /01	FC1L_080S19	Standard	7.90	17102	29481	5.010	1.165	4.917	98.2	7078	22-Feb-21	12:51:57	bb
6	FC046F-CAL,, /01	FC1L_080S20	Standard	7.90	36247	29168	10.019	1.248	10.534	105.1	18090	22-Feb-21	13:04:54	bb
7	FC046G-CAL,, /01	FC1L_080S21	Standard	7.89	65584	27877	20.038	1.181	19.942	99.5	10426	22-Feb-21	13:17:59	bb
8	FC046H-CAL,, /01	FC1L_080S22	Standard	7.89	173541	29636	50.095	1.176	49.636	99.1	24242	22-Feb-21	13:30:56	bb
9	FC046I-CAL,, /01	FC1L_080S23	Standard	7.90	727119	26521	250.475	1.101	232.399	92.8	145409	22-Feb-21	13:44:01	bb
10	FC046J-CAL,, /01	FC1L_080S24	Standard	7.90	2195978	20023	1001.900	1.101	929.638	92.8	106000	22-Feb-21	13:56:58	bb

Compound name: PFNS
Response Factor: 1.18705
RRF SD: 0.0659528, % Relative SD: 5.55603
Response type: Internal Std (Ref 96), Area * (IS Conc. / IS Area)
Curve type: RF

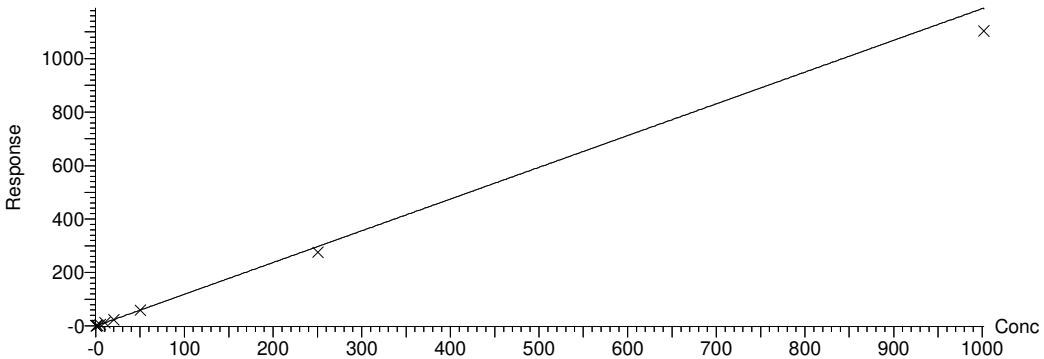

PV by TCH, SV by hh 10-Jun-21 Conc. & LOD unit = ng

Quantify Compound Summary Report **MassLynx MassLynx V4.1 SCN909**
SGS Axys Analytical Services, Ltd.

Dataset: G:\Masslynx\Inst_L\PFAS\quanfile\FC1L_080-a6.qld

Last Altered: Wednesday, June 09, 2021 15:38:41 Pacific Daylight Time
Printed: Thursday, June 10, 2021 10:10:18 Pacific Daylight Time

Compound name: PFDS

#	ID	Name	Type	RT	Area	IS Area	Std. Conc	RRF	Conc.	%Rec	S/N	Acq.Date	Acq.Time	Flags
2	FC046B-CAL,, /01	FC1L_080S16	Standard	8.15	1385	31584	0.400	1.103	0.389	97.3	1779	22-Feb-21	12:12:50	bb
3	FC046C-CAL,, /01	FC1L_080S17	Standard	8.15	3292	33587	0.800	1.233	0.870	108.8	2341	22-Feb-21	12:25:55	bd
4	FC046D-CAL,, /01	FC1L_080S18	Standard	8.17	6950	29945	2.000	1.168	2.060	103.0	5222	22-Feb-21	12:38:52	dd
5	FC046E-CAL,, /01	FC1L_080S19	Standard	8.16	16634	29481	5.000	1.135	5.008	100.2	9555	22-Feb-21	12:51:57	MM
6	FC046F-CAL,, /01	FC1L_080S20	Standard	8.16	33744	29168	10.000	1.164	10.269	102.7	5345	22-Feb-21	13:04:54	bb
7	FC046G-CAL,, /01	FC1L_080S21	Standard	8.15	64389	27877	20.000	1.162	20.503	102.5	17594	22-Feb-21	13:17:59	bb
8	FC046H-CAL,, /01	FC1L_080S22	Standard	8.16	164252	29636	50.000	1.115	49.198	98.4	66668	22-Feb-21	13:30:56	bb
9	FC046I-CAL,, /01	FC1L_080S23	Standard	8.16	684776	26521	250.000	1.039	229.199	91.7	132780	22-Feb-21	13:44:01	bb
10	FC046J-CAL,, /01	FC1L_080S24	Standard	8.16	2153130	20023	1000.000	1.082	954.536	95.5	132233	22-Feb-21	13:56:58	bb

Compound name: PFDS
Response Factor: 1.13353
RRF SD: 0.0565665, % Relative SD: 4.99031
Response type: Internal Std (Ref 96), Area * (IS Conc. / IS Area)
Curve type: RF

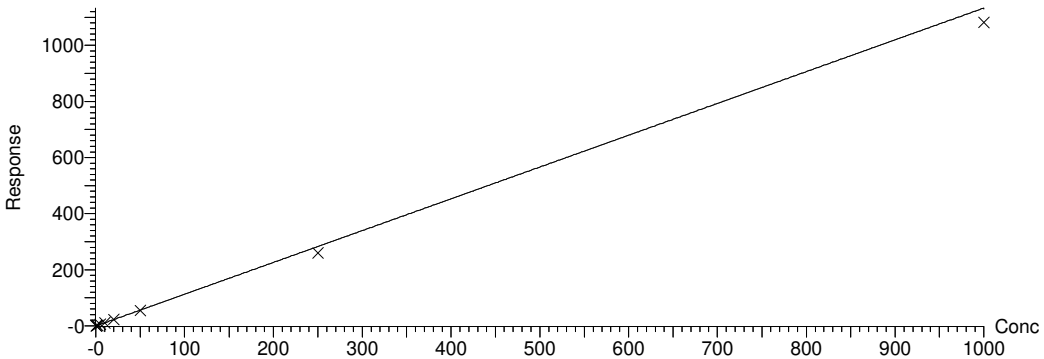

PV by TCH, SV by hh 10-Jun-21 Conc. & LOD unit = ng

Quantify Compound Summary Report **MassLynx MassLynx V4.1 SCN909**
SGS Axys Analytical Services, Ltd.

Dataset: G:\Masslynx\Inst_L\PFAS\quanfile\FC1L_080-a6.qld

Last Altered: Wednesday, June 09, 2021 15:38:41 Pacific Daylight Time
Printed: Thursday, June 10, 2021 10:10:18 Pacific Daylight Time

Compound name: PFDoS

#	ID	Name	Type	RT	Area	IS Area	Std. Conc	RRF	Conc.	%Rec	S/N	Acq.Date	Acq.Time	Flags
2	FC046B-CAL,, /01	FC1L_080S16	Standard	8.88	1195	31584	0.401	0.950	0.408	101.7	1070	22-Feb-21	12:12:50	MM
3	FC046C-CAL,, /01	FC1L_080S17	Standard	8.89	2486	33587	0.801	0.929	0.797	99.5	2158	22-Feb-21	12:25:55	MM
4	FC046D-CAL,, /01	FC1L_080S18	Standard	8.89	5705	29945	2.003	0.957	2.053	102.5	5977	22-Feb-21	12:38:52	MM
5	FC046E-CAL,, /01	FC1L_080S19	Standard	8.88	13002	29481	5.008	0.886	4.752	94.9	14605	22-Feb-21	12:51:57	MM
6	FC046F-CAL,, /01	FC1L_080S20	Standard	8.88	27022	29168	10.015	0.931	9.983	99.7	17989	22-Feb-21	13:04:54	MM
7	FC046G-CAL,, /01	FC1L_080S21	Standard	8.88	51847	27877	20.030	0.934	20.040	100.1	12397	22-Feb-21	13:17:59	MM
8	FC046H-CAL,, /01	FC1L_080S22	Standard	8.88	133325	29636	50.075	0.904	48.475	96.8	16581	22-Feb-21	13:30:56	MM
9	FC046I-CAL,, /01	FC1L_080S23	Standard	8.88	601685	26521	250.375	0.912	244.462	97.6	36112	22-Feb-21	13:44:01	MM
10	FC046J-CAL,, /01	FC1L_080S24	Standard	8.88	1994059	20023	1001.500	1.001	1073.093	107.1	118824	22-Feb-21	13:56:58	MM

Compound name: PFDoS
Response Factor: 0.933802
RRF SD: 0.0334247, % Relative SD: 3.57942
Response type: Internal Std (Ref 96), Area * (IS Conc. / IS Area)
Curve type: RF

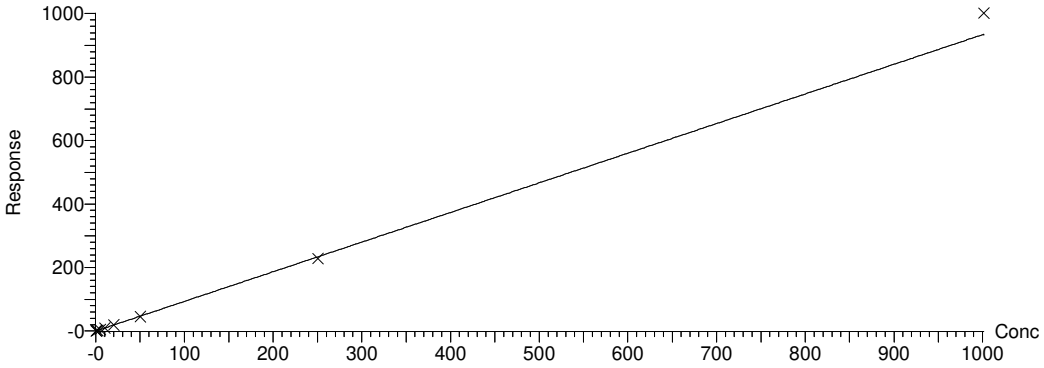

PV by TCH, SV by hh 10-Jun-21 Conc. & LOD unit = ng

Quantify Compound Summary Report **MassLynx MassLynx V4.1 SCN909**
SGS Axys Analytical Services, Ltd.

Dataset: G:\Masslynx\Inst_L\PFAS\quanfile\FC1L_080-a6.qld

Last Altered: Wednesday, June 09, 2021 15:38:41 Pacific Daylight Time
Printed: Thursday, June 10, 2021 10:10:18 Pacific Daylight Time

Compound name: 4:2 FTS

#	ID	Name	Type	RT	Area	IS Area	Std. Conc	RRF	Conc.	%Rec	S/N	Acq.Date	Acq.Time	Flags
2	FC046B-CAL,, /01	FC1L_080S16	Standard	4.86	565	16627	1.600	0.428	1.441	90.1	1196	22-Feb-21	12:12:50	bd
3	FC046C-CAL,, /01	FC1L_080S17	Standard	4.86	1354	17070	3.200	0.500	3.363	105.1	2162	22-Feb-21	12:25:55	dd
4	FC046D-CAL,, /01	FC1L_080S18	Standard	4.86	3015	15059	8.000	0.505	8.491	106.1	1688	22-Feb-21	12:38:52	MM
5	FC046E-CAL,, /01	FC1L_080S19	Standard	4.86	7320	14538	20.000	0.508	21.356	106.8	2122	22-Feb-21	12:51:57	MM
6	FC046F-CAL,, /01	FC1L_080S20	Standard	4.86	14370	13840	40.000	0.523	44.036	110.1	22089	22-Feb-21	13:04:54	bb
7	FC046G-CAL,, /01	FC1L_080S21	Standard	4.85	26905	14556	80.000	0.466	78.394	98.0	47325	22-Feb-21	13:17:59	bb
8	FC046H-CAL,, /01	FC1L_080S22	Standard	4.86	62543	13875	200.000	0.455	191.181	95.6	7449	22-Feb-21	13:30:56	bb
9	FC046I-CAL,, /01	FC1L_080S23	Standard	4.86	255194	12268	1000.000	0.420	882.236	88.2	169870	22-Feb-21	13:44:01	bb
10	FC046J-CAL,, /01	FC1L_080S24	Standard	4.86	761903	12746	4000.000	0.301	2535.197	63.4	573008	22-Feb-21	13:56:58	bbX

Compound name: 4:2 FTS
Response Factor: 0.475521
RRF SD: 0.0390423, % Relative SD: 8.21042
Response type: Internal Std (Ref 97), Area * (IS Conc. / IS Area)
Curve type: RF

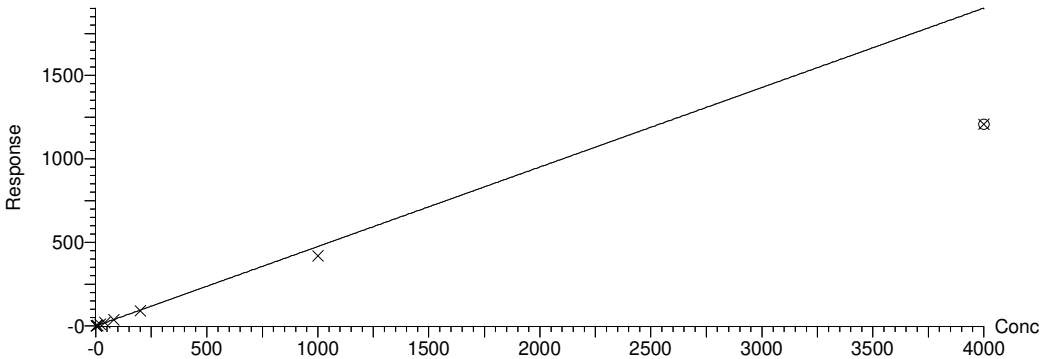

PV by TCH, SV by hh 10-Jun-21 Conc. & LOD unit = ng

Quantify Compound Summary Report **MassLynx MassLynx V4.1 SCN909**
SGS Axys Analytical Services, Ltd.

Dataset: G:\Masslynx\Inst_L\PFAS\quanfile\FC1L_080-a6.qld

Last Altered: Wednesday, June 09, 2021 15:38:41 Pacific Daylight Time
Printed: Thursday, June 10, 2021 10:10:18 Pacific Daylight Time

Compound name: 6:2 FTS

#	ID	Name	Type	RT	Area	IS Area	Std. Conc	RRF	Conc.	%Rec	S/N	Acq.Date	Acq.Time	Flags
2	FC046B-CAL,, /01	FC1L_080S16	Standard	5.81	587	12889	1.440	0.632	1.762	122.4	722	22-Feb-21	12:12:50	MM
3	FC046C-CAL,, /01	FC1L_080S17	Standard	5.81	1070	13732	2.880	0.541	3.016	104.7	315	22-Feb-21	12:25:55	bb
4	FC046D-CAL,, /01	FC1L_080S18	Standard	5.81	2418	11573	7.200	0.580	8.084	112.3	754	22-Feb-21	12:38:52	bb
5	FC046E-CAL,, /01	FC1L_080S19	Standard	5.81	5236	11641	18.000	0.500	17.405	96.7	1002	22-Feb-21	12:51:57	bb
6	FC046F-CAL,, /01	FC1L_080S20	Standard	5.81	11003	11715	36.000	0.522	36.345	101.0	11849	22-Feb-21	13:04:54	bb
7	FC046G-CAL,, /01	FC1L_080S21	Standard	5.81	20881	11887	72.000	0.488	67.970	94.4	4889	22-Feb-21	13:17:59	bb
8	FC046H-CAL,, /01	FC1L_080S22	Standard	5.80	50062	11795	180.000	0.472	164.226	91.2	6529	22-Feb-21	13:30:56	bb
9	FC046I-CAL,, /01	FC1L_080S23	Standard	5.80	203816	11330	900.000	0.400	696.090	77.3	17291	22-Feb-21	13:44:01	bb
10	FC046J-CAL,, /01	FC1L_080S24	Standard	5.80	646592	11955	3600.000	0.300	2092.836	58.1	5732	22-Feb-21	13:56:58	bbX

Compound name: 6:2 FTS
Response Factor: 0.516821
RRF SD: 0.070606, % Relative SD: 13.6616
Response type: Internal Std (Ref 98), Area * (IS Conc. / IS Area)
Curve type: RF

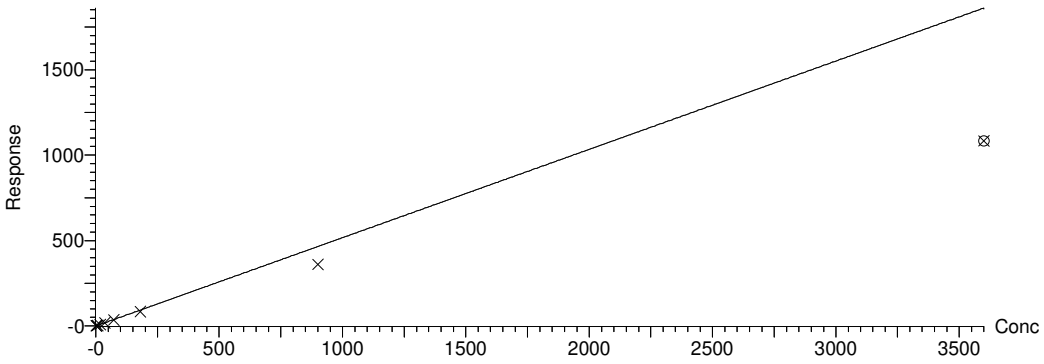

PV by TCH, SV by hh 10-Jun-21 Conc. & LOD unit = ng

Quantify Compound Summary Report **MassLynx MassLynx V4.1 SCN909**
SGS Axys Analytical Services, Ltd.

Dataset: G:\Masslynx\Inst_L\PFAS\quanfile\FC1L_080-a6.qld

Last Altered: Wednesday, June 09, 2021 15:38:41 Pacific Daylight Time
Printed: Thursday, June 10, 2021 10:10:18 Pacific Daylight Time

Compound name: 8:2 FTS

#	ID	Name	Type	RT	Area	IS Area	Std. Conc	RRF	Conc.	%Rec	S/N	Acq.Date	Acq.Time	Flags
2	FC046B-CAL,, /01	FC1L_080S16	Standard	7.30	480	19757	1.600	0.305	1.818	113.6	1156	22-Feb-21	12:12:50	bd
3	FC046C-CAL,, /01	FC1L_080S17	Standard	7.30	938	21308	3.200	0.276	3.292	102.9	1874	22-Feb-21	12:25:55	bb
4	FC046D-CAL,, /01	FC1L_080S18	Standard	7.31	2093	19926	8.000	0.263	7.851	98.1	312	22-Feb-21	12:38:52	bb
5	FC046E-CAL,, /01	FC1L_080S19	Standard	7.30	5183	19315	20.000	0.269	20.059	100.3	2910	22-Feb-21	12:51:57	dd
6	FC046F-CAL,, /01	FC1L_080S20	Standard	7.30	10042	20014	40.000	0.251	37.509	93.8	1098	22-Feb-21	13:04:54	bb
7	FC046G-CAL,, /01	FC1L_080S21	Standard	7.30	20913	18688	80.000	0.280	83.654	104.6	3539	22-Feb-21	13:17:59	bb
8	FC046H-CAL,, /01	FC1L_080S22	Standard	7.30	49066	18236	200.000	0.270	201.138	100.6	1136	22-Feb-21	13:30:56	bb
9	FC046I-CAL,, /01	FC1L_080S23	Standard	7.30	187317	16250	1000.000	0.231	861.699	86.2	77317	22-Feb-21	13:44:01	bb
10	FC046J-CAL,, /01	FC1L_080S24	Standard	7.30	569897	19675	4000.000	0.145	2165.327	54.1	66023	22-Feb-21	13:56:58	bbX

Compound name: 8:2 FTS
Response Factor: 0.268077
RRF SD: 0.0214561, % Relative SD: 8.00372
Response type: Internal Std (Ref 99), Area * (IS Conc. / IS Area)
Curve type: RF

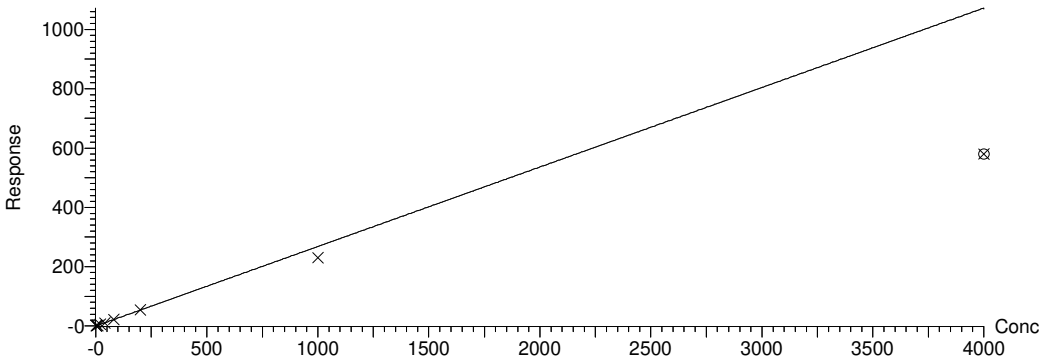

PV by TCH, SV by hh 10-Jun-21 Conc. & LOD unit = ng

Quantify Compound Summary Report **MassLynx MassLynx V4.1 SCN909**
SGS Axys Analytical Services, Ltd.

Dataset: G:\Masslynx\Inst_L\PFAS\quanfile\FC1L_080-a6.qld

Last Altered: Wednesday, June 09, 2021 15:38:41 Pacific Daylight Time
Printed: Thursday, June 10, 2021 10:10:18 Pacific Daylight Time

Compound name: PFOSA-I

#	ID	Name	Type	RT	Area	IS Area	Std. Conc	RRF	Conc.	%Rec	S/N	Acq.Date	Acq.Time	Flags
2	FC046B-CAL,, /01	FC1L_080S16	Standard	8.76	2266	60070	0.000	0.000	0.380		440	22-Feb-21	12:12:50	bb
3	FC046C-CAL,, /01	FC1L_080S17	Standard	8.77	5054	67226	0.000	0.000	0.756		1490	22-Feb-21	12:25:55	bb
4	FC046D-CAL,, /01	FC1L_080S18	Standard	8.77	10924	59621	0.000	0.000	1.843		1166	22-Feb-21	12:38:52	db
5	FC046E-CAL,, /01	FC1L_080S19	Standard	8.76	24475	55459	0.000	0.000	4.440		1760	22-Feb-21	12:51:57	bb
6	FC046F-CAL,, /01	FC1L_080S20	Standard	8.76	50253	56799	0.000	0.000	8.901		5060	22-Feb-21	13:04:54	bb
7	FC046G-CAL,, /01	FC1L_080S21	Standard	8.76	98298	55785	0.000	0.000	17.728		11225	22-Feb-21	13:17:59	bb
8	FC046H-CAL,, /01	FC1L_080S22	Standard	8.76	249624	57478	0.000	0.000	43.693		5448	22-Feb-21	13:30:56	dd
9	FC046I-CAL,, /01	FC1L_080S23	Standard	8.76	1230813	58213	0.000	0.000	212.720		18060	22-Feb-21	13:44:01	bb
10	FC046J-CAL,, /01	FC1L_080S24	Standard	8.76	4577309	56200	0.000	0.000	819.426		19013	22-Feb-21	13:56:58	bb

Compound name: PFOSA
Response Factor: 0.993956
RRF SD: 0.0365703, % Relative SD: 3.67927
Response type: Internal Std (Ref 100), Area * (IS Conc. / IS Area)
Curve type: RF

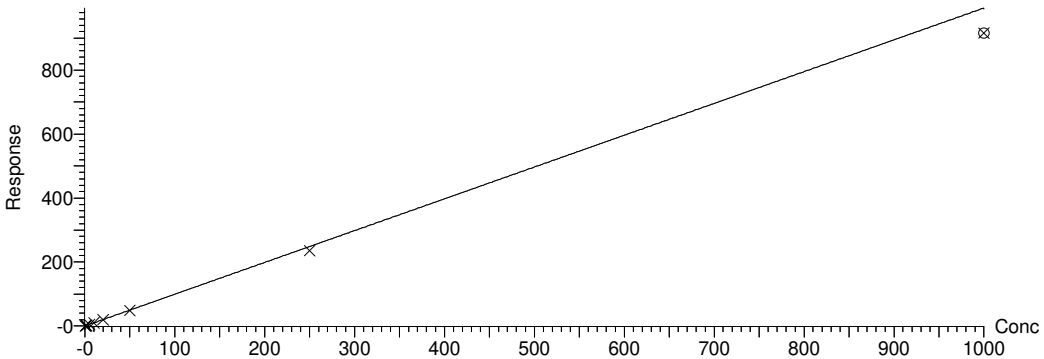

PV by TCH, SV by hh 10-Jun-21 Conc. & LOD unit = ng

Quantify Compound Summary Report **MassLynx MassLynx V4.1 SCN909**
SGS Axys Analytical Services, Ltd.

Dataset: G:\Masslynx\Inst_L\PFAS\quanfile\FC1L_080-a6.qld

Last Altered: Wednesday, June 09, 2021 15:38:41 Pacific Daylight Time
Printed: Thursday, June 10, 2021 10:10:18 Pacific Daylight Time

Compound name: PFOSA-II

#	ID	Name	Type	RT	Area	IS Area	Std. Conc	RRF	Conc.	%Rec	S/N	Acq.Date	Acq.Time	Flags
2	FC046B-CAL,, /01	FC1L_080S16	Standard	8.61	166	60070	0.000	0.000	0.028		40	22-Feb-21	12:12:50	db
3	FC046C-CAL,, /01	FC1L_080S17	Standard	8.61	445	67226	0.000	0.000	0.067		116	22-Feb-21	12:25:55	db
4	FC046D-CAL,, /01	FC1L_080S18	Standard	8.61	895	59621	0.000	0.000	0.151		83	22-Feb-21	12:38:52	dd
5	FC046E-CAL,, /01	FC1L_080S19	Standard	8.61	1617	55459	0.000	0.000	0.293		120	22-Feb-21	12:51:57	db
6	FC046F-CAL,, /01	FC1L_080S20	Standard	8.61	4622	56799	0.000	0.000	0.819		338	22-Feb-21	13:04:54	db
7	FC046G-CAL,, /01	FC1L_080S21	Standard	8.61	8943	55785	0.000	0.000	1.613		817	22-Feb-21	13:17:59	db
8	FC046H-CAL,, /01	FC1L_080S22	Standard	8.61	23891	57478	0.000	0.000	4.182		412	22-Feb-21	13:30:56	dd
9	FC046I-CAL,, /01	FC1L_080S23	Standard	8.61	111623	58213	0.000	0.000	19.292		1308	22-Feb-21	13:44:01	db
10	FC046J-CAL,, /01	FC1L_080S24	Standard	8.61	469505	56200	0.000	0.000	84.050		1558	22-Feb-21	13:56:58	db

Compound name: PFOSA
Response Factor: 0.993956
RRF SD: 0.0365703, % Relative SD: 3.67927
Response type: Internal Std (Ref 100), Area * (IS Conc. / IS Area)
Curve type: RF

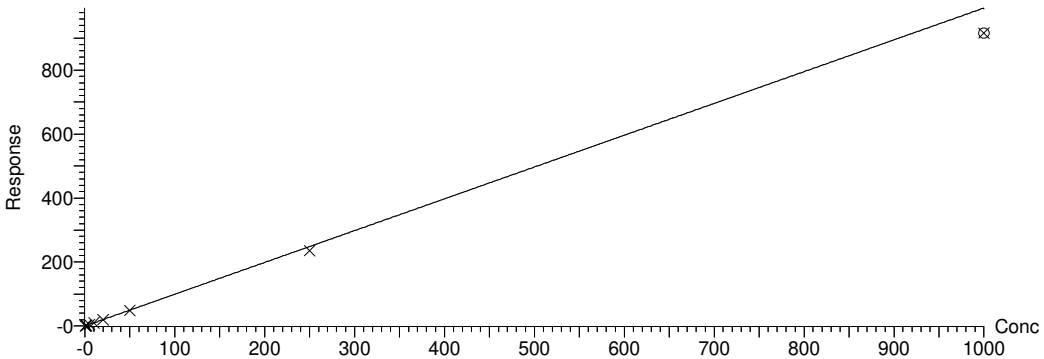

PV by TCH, SV by hh 10-Jun-21 Conc. & LOD unit = ng

Quantify Compound Summary Report **MassLynx MassLynx V4.1 SCN909**
SGS Axys Analytical Services, Ltd.

Dataset: G:\Masslynx\Inst_L\PFAS\quanfile\FC1L_080-a6.qld

Last Altered: Wednesday, June 09, 2021 15:38:41 Pacific Daylight Time
Printed: Thursday, June 10, 2021 10:10:18 Pacific Daylight Time

Compound name: PFOSA-SUM

#	ID	Name	Type	RT	Area	IS Area	Std. Conc	RRF	Conc.	%Rec	S/N	Acq.Date	Acq.Time	Flags
2	FC046B-CAL,, /01	FC1L_080S16	Standard		2432	60070	0.000		0.407			22-Feb-21	12:12:50	
3	FC046C-CAL,, /01	FC1L_080S17	Standard		5499	67226	0.000		0.823			22-Feb-21	12:25:55	
4	FC046D-CAL,, /01	FC1L_080S18	Standard		11819	59621	0.000		1.994			22-Feb-21	12:38:52	
5	FC046E-CAL,, /01	FC1L_080S19	Standard		26092	55459	0.000		4.733			22-Feb-21	12:51:57	
6	FC046F-CAL,, /01	FC1L_080S20	Standard		54875	56799	0.000		9.720			22-Feb-21	13:04:54	
7	FC046G-CAL,, /01	FC1L_080S21	Standard		107242	55785	0.000		19.341			22-Feb-21	13:17:59	
8	FC046H-CAL,, /01	FC1L_080S22	Standard		273515	57478	0.000		47.875			22-Feb-21	13:30:56	
9	FC046I-CAL,, /01	FC1L_080S23	Standard		1342436	58213	0.000		232.011			22-Feb-21	13:44:01	
10	FC046J-CAL,, /01	FC1L_080S24	Standard		5046814	56200	0.000		903.476			22-Feb-21	13:56:58	

Compound name: PFOSA
Response Factor: 0.993956
RRF SD: 0.0365703, % Relative SD: 3.67927
Response type: Internal Std (Ref 100), Area * (IS Conc. / IS Area)
Curve type: RF

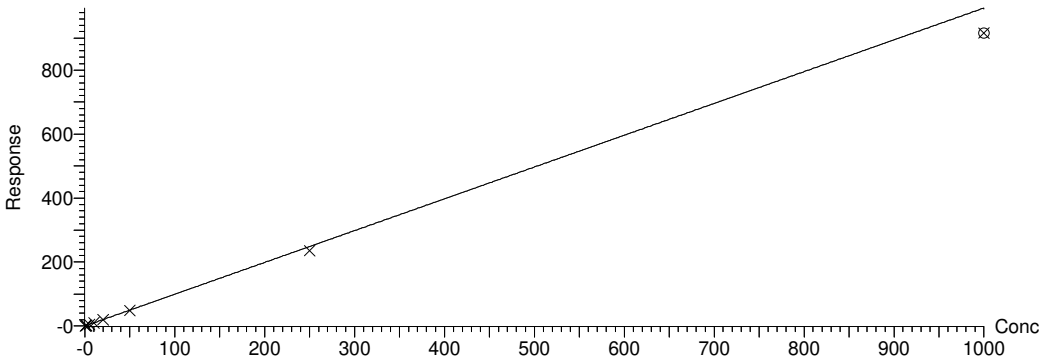

PV by TCH, SV by hh 10-Jun-21 Conc. & LOD unit = ng

Quantify Compound Summary Report **MassLynx MassLynx V4.1 SCN909**
SGS Axys Analytical Services, Ltd.

Dataset: G:\Masslynx\Inst_L\PFAS\quanfile\FC1L_080-a6.qld

Last Altered: Wednesday, June 09, 2021 15:38:41 Pacific Daylight Time
Printed: Thursday, June 10, 2021 10:10:18 Pacific Daylight Time

Compound name: PFOSA

#	ID	Name	Type	RT	Area	IS Area	Std. Conc	RRF	Conc.	%Rec	S/N	Acq.Date	Acq.Time	Flags
2	FC046B-CAL,, /01	FC1L_080S16	Standard	8.76	2490	60070	0.400	1.036	0.417	104.2	439	22-Feb-21	12:12:50	MM
3	FC046C-CAL,, /01	FC1L_080S17	Standard	8.77	5632	67226	0.800	1.047	0.843	105.4	1491	22-Feb-21	12:25:55	MM
4	FC046D-CAL,, /01	FC1L_080S18	Standard	8.77	12147	59621	2.000	1.019	2.050	102.5	1167	22-Feb-21	12:38:52	MM
5	FC046E-CAL,, /01	FC1L_080S19	Standard	8.76	27029	55459	5.000	0.975	4.903	98.1	1760	22-Feb-21	12:51:57	MM
6	FC046F-CAL,, /01	FC1L_080S20	Standard	8.76	56075	56799	10.000	0.987	9.932	99.3	5065	22-Feb-21	13:04:54	MM
7	FC046G-CAL,, /01	FC1L_080S21	Standard	8.76	109314	55785	20.000	0.980	19.715	98.6	11230	22-Feb-21	13:17:59	MM
8	FC046H-CAL,, /01	FC1L_080S22	Standard	8.76	277670	57478	50.000	0.966	48.603	97.2	5447	22-Feb-21	13:30:56	MM
9	FC046I-CAL,, /01	FC1L_080S23	Standard	8.76	1370339	58213	250.000	0.942	236.834	94.7	18069	22-Feb-21	13:44:01	MM
10	FC046J-CAL,, /01	FC1L_080S24	Standard	8.76	5145763	56200	1000.000	0.916	921.190	92.1	19016	22-Feb-21	13:56:58	MMX

Compound name: PFOSA
Response Factor: 0.993956
RRF SD: 0.0365703, % Relative SD: 3.67927
Response type: Internal Std (Ref 100), Area * (IS Conc. / IS Area)
Curve type: RF

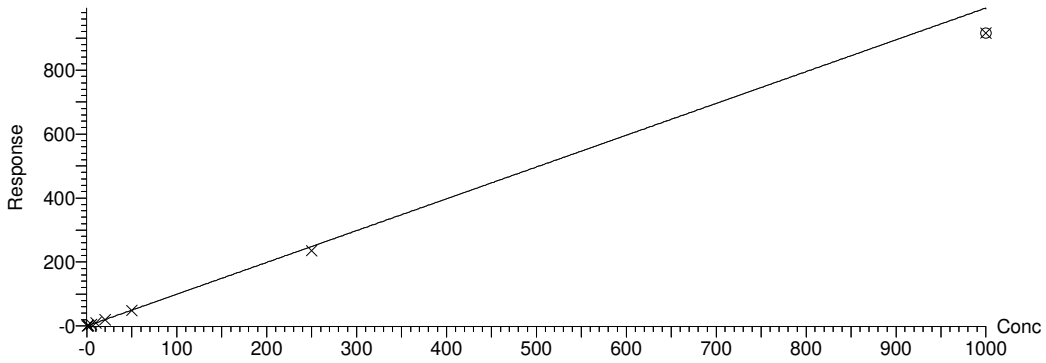

PV by TCH, SV by hh 10-Jun-21 Conc. & LOD unit = ng

Quantify Compound Summary Report **MassLynx MassLynx V4.1 SCN909**
SGS Axys Analytical Services, Ltd.

Dataset: G:\Masslynx\Inst_L\PFAS\quanfile\FC1L_080-a6.qld

Last Altered: Wednesday, June 09, 2021 15:38:41 Pacific Daylight Time
Printed: Thursday, June 10, 2021 10:10:18 Pacific Daylight Time

Compound name: N-MeFOSA-I

#	ID	Name	Type	RT	Area	IS Area	Std. Conc	RRF	Conc.	%Rec	S/N	Acq.Date	Acq.Time	Flags
2	FC046B-CAL,, /01	FC1L_080S16	Standard	10.15	434	9556	0.000	0.000	0.405		137	22-Feb-21	12:12:50	db
3	FC046C-CAL,, /01	FC1L_080S17	Standard	10.15	1078	10206	0.000	0.000	0.943		429	22-Feb-21	12:25:55	db
4	FC046D-CAL,, /01	FC1L_080S18	Standard	10.15	2130	8848	0.000	0.000	2.148		394	22-Feb-21	12:38:52	dd
5	FC046E-CAL,, /01	FC1L_080S19	Standard	10.15	4988	8417	0.000	0.000	5.289		1748	22-Feb-21	12:51:57	db
6	FC046F-CAL,, /01	FC1L_080S20	Standard	10.15	10702	8838	0.000	0.000	10.807		541	22-Feb-21	13:04:54	dd
7	FC046G-CAL,, /01	FC1L_080S21	Standard	10.14	19965	8529	0.000	0.000	20.893		5236	22-Feb-21	13:17:59	dd
8	FC046H-CAL,, /01	FC1L_080S22	Standard	10.15	50847	8603	0.000	0.000	52.753		5080	22-Feb-21	13:30:56	dd
9	FC046I-CAL,, /01	FC1L_080S23	Standard	10.15	237026	9072	0.000	0.000	233.217		9208	22-Feb-21	13:44:01	dd
10	FC046J-CAL,, /01	FC1L_080S24	Standard	10.15	837776	10554	0.000	0.000	708.557		16707	22-Feb-21	13:56:58	db

Compound name: N-MeFOSA
Response Factor: 1.12035
RRF SD: 0.0757829, % Relative SD: 6.7642
Response type: Internal Std (Ref 101), Area * (IS Conc. / IS Area)
Curve type: RF

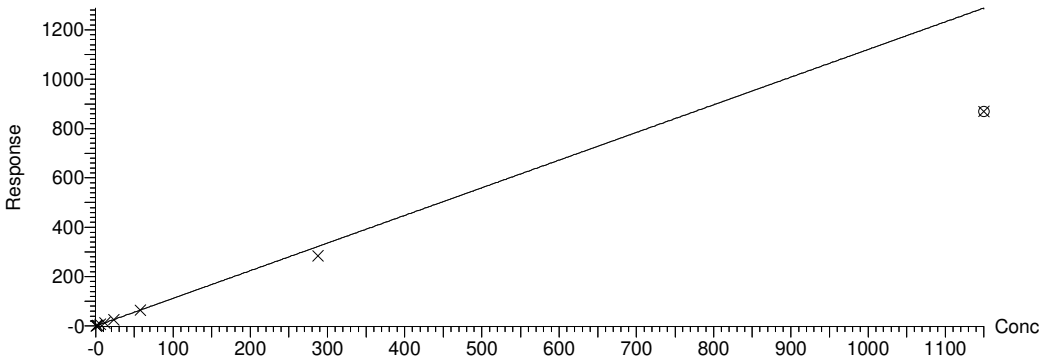

PV by TCH, SV by hh 10-Jun-21 Conc. & LOD unit = ng

Quantify Compound Summary Report **MassLynx MassLynx V4.1 SCN909**
SGS Axys Analytical Services, Ltd.

Dataset: G:\Masslynx\Inst_L\PFAS\quanfile\FC1L_080-a6.qld

Last Altered: Wednesday, June 09, 2021 15:38:41 Pacific Daylight Time
Printed: Thursday, June 10, 2021 10:10:18 Pacific Daylight Time

Compound name: N-MeFOSA-II

#	ID	Name	Type	RT	Area	IS Area	Std. Conc	RRF	Conc.	%Rec	S/N	Acq.Date	Acq.Time	Flags
2	FC046B-CAL,, /01	FC1L_080S16	Standard	9.98	21	9556	0.000	0.000	0.019		6	22-Feb-21	12:12:50	bd
3	FC046C-CAL,, /01	FC1L_080S17	Standard	9.97	58	10206	0.000	0.000	0.051		23	22-Feb-21	12:25:55	bd
4	FC046D-CAL,, /01	FC1L_080S18	Standard	9.98	105	8848	0.000	0.000	0.106		19	22-Feb-21	12:38:52	bd
5	FC046E-CAL,, /01	FC1L_080S19	Standard	9.97	277	8417	0.000	0.000	0.294		100	22-Feb-21	12:51:57	dd
6	FC046F-CAL,, /01	FC1L_080S20	Standard	9.97	588	8838	0.000	0.000	0.594		28	22-Feb-21	13:04:54	dd
7	FC046G-CAL,, /01	FC1L_080S21	Standard	9.97	1081	8529	0.000	0.000	1.131		267	22-Feb-21	13:17:59	dd
8	FC046H-CAL,, /01	FC1L_080S22	Standard	9.97	2867	8603	0.000	0.000	2.974		262	22-Feb-21	13:30:56	dd
9	FC046I-CAL,, /01	FC1L_080S23	Standard	9.97	14594	9072	0.000	0.000	14.359		524	22-Feb-21	13:44:01	dd
10	FC046J-CAL,, /01	FC1L_080S24	Standard	9.98	60292	10554	0.000	0.000	50.992		1152	22-Feb-21	13:56:58	dd

Compound name: N-MeFOSA
Response Factor: 1.12035
RRF SD: 0.0757829, % Relative SD: 6.7642
Response type: Internal Std (Ref 101), Area * (IS Conc. / IS Area)
Curve type: RF

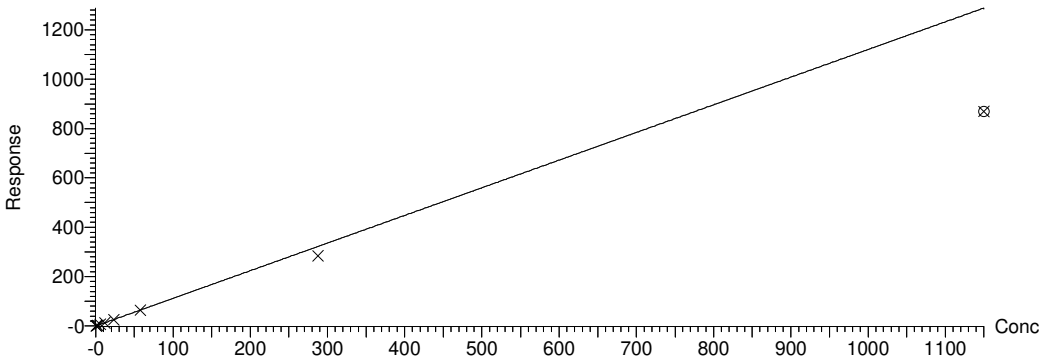

PV by TCH, SV by hh 10-Jun-21 Conc. & LOD unit = ng

Quantify Compound Summary Report **MassLynx MassLynx V4.1 SCN909**
SGS Axys Analytical Services, Ltd.

Dataset: G:\Masslynx\Inst_L\PFAS\quanfile\FC1L_080-a6.qld

Last Altered: Wednesday, June 09, 2021 15:38:41 Pacific Daylight Time
Printed: Thursday, June 10, 2021 10:10:18 Pacific Daylight Time

Compound name: N-MeFOSA-SUM

#	ID	Name	Type	RT	Area	IS Area	Std. Conc	RRF	Conc.	%Rec	S/N	Acq.Date	Acq.Time	Flags
2	FC046B-CAL,, /01	FC1L_080S16	Standard		455	9556	0.000		0.425			22-Feb-21	12:12:50	
3	FC046C-CAL,, /01	FC1L_080S17	Standard		1136	10206	0.000		0.994			22-Feb-21	12:25:55	
4	FC046D-CAL,, /01	FC1L_080S18	Standard		2234	8848	0.000		2.254			22-Feb-21	12:38:52	
5	FC046E-CAL,, /01	FC1L_080S19	Standard		5265	8417	0.000		5.583			22-Feb-21	12:51:57	
6	FC046F-CAL,, /01	FC1L_080S20	Standard		11290	8838	0.000		11.401			22-Feb-21	13:04:54	
7	FC046G-CAL,, /01	FC1L_080S21	Standard		21046	8529	0.000		22.024			22-Feb-21	13:17:59	
8	FC046H-CAL,, /01	FC1L_080S22	Standard		53714	8603	0.000		55.728			22-Feb-21	13:30:56	
9	FC046I-CAL,, /01	FC1L_080S23	Standard		251620	9072	0.000		247.576			22-Feb-21	13:44:01	
10	FC046J-CAL,, /01	FC1L_080S24	Standard		898067	10554	0.000		759.550			22-Feb-21	13:56:58	

Compound name: N-MeFOSA
Response Factor: 1.12035
RRF SD: 0.0757829, % Relative SD: 6.7642
Response type: Internal Std (Ref 101), Area * (IS Conc. / IS Area)
Curve type: RF

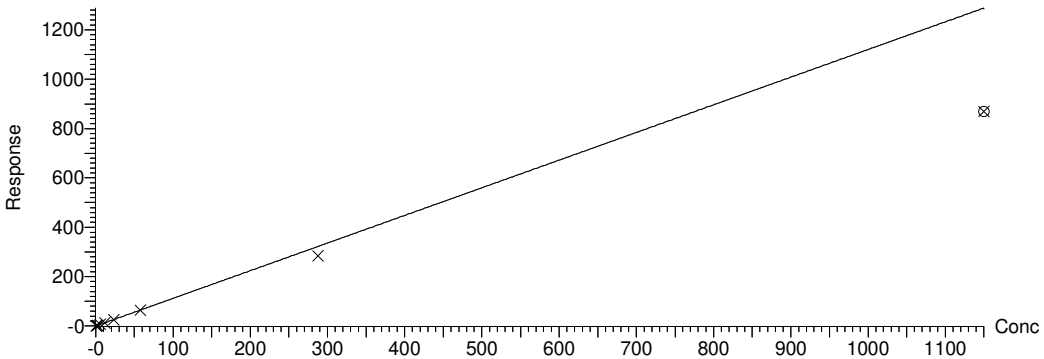

PV by TCH, SV by hh 10-Jun-21 Conc. & LOD unit = ng

Quantify Compound Summary Report **MassLynx MassLynx V4.1 SCN909**
SGS Axys Analytical Services, Ltd.

Dataset: G:\Masslynx\Inst_L\PFAS\quanfile\FC1L_080-a6.qld

Last Altered: Wednesday, June 09, 2021 15:38:41 Pacific Daylight Time
Printed: Thursday, June 10, 2021 10:10:18 Pacific Daylight Time

Compound name: N-MeFOSA

#	ID	Name	Type	RT	Area	IS Area	Std. Conc	RRF	Conc.	%Rec	S/N	Acq.Date	Acq.Time	Flags
2	FC046B-CAL,, /01	FC1L_080S16	Standard	10.15	482	9556	0.460	1.096	0.450	97.8	137	22-Feb-21	12:12:50	MM
3	FC046C-CAL,, /01	FC1L_080S17	Standard	10.15	1189	10206	0.920	1.267	1.040	113.1	429	22-Feb-21	12:25:55	MM
4	FC046D-CAL,, /01	FC1L_080S18	Standard	10.15	2305	8848	2.300	1.133	2.326	101.1	394	22-Feb-21	12:38:52	MM
5	FC046E-CAL,, /01	FC1L_080S19	Standard	10.15	5414	8417	5.750	1.119	5.741	99.8	1748	22-Feb-21	12:51:57	MM
6	FC046F-CAL,, /01	FC1L_080S20	Standard	10.15	11586	8838	11.500	1.140	11.701	101.7	540	22-Feb-21	13:04:54	MM
7	FC046G-CAL,, /01	FC1L_080S21	Standard	10.14	21695	8529	23.000	1.106	22.704	98.7	5234	22-Feb-21	13:17:59	MM
8	FC046H-CAL,, /01	FC1L_080S22	Standard	10.15	55117	8603	57.500	1.114	57.183	99.4	5077	22-Feb-21	13:30:56	MM
9	FC046I-CAL,, /01	FC1L_080S23	Standard	10.15	257761	9072	287.500	0.988	253.618	88.2	9205	22-Feb-21	13:44:01	MM
10	FC046J-CAL,, /01	FC1L_080S24	Standard	10.15	917761	10554	1150.000	0.756	776.206	67.5	16694	22-Feb-21	13:56:58	MMX

Compound name: N-MeFOSA
Response Factor: 1.12035
RRF SD: 0.0757829, % Relative SD: 6.7642
Response type: Internal Std (Ref 101), Area * (IS Conc. / IS Area)
Curve type: RF

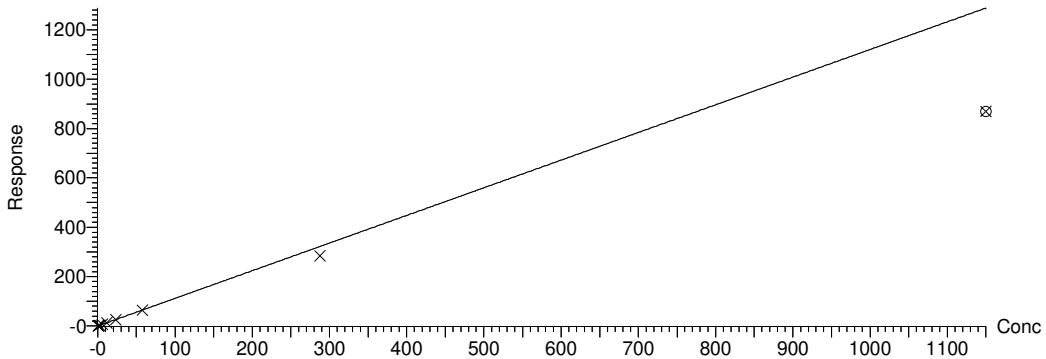

PV by TCH, SV by hh 10-Jun-21 Conc. & LOD unit = ng

Quantify Compound Summary Report **MassLynx MassLynx V4.1 SCN909**
SGS Axys Analytical Services, Ltd.

Dataset: G:\Masslynx\Inst_L\PFAS\quanfile\FC1L_080-a6.qld

Last Altered: Wednesday, June 09, 2021 15:38:41 Pacific Daylight Time
Printed: Thursday, June 10, 2021 10:10:18 Pacific Daylight Time

Compound name: N-EtFOSA-I

#	ID	Name	Type	RT	Area	IS Area	Std. Conc	RRF	Conc.	%Rec	S/N	Acq.Date	Acq.Time	Flags
2	FC046B-CAL,, /01	FC1L_080S16	Standard	10.43	828	9231	0.000	0.000	0.746		226	22-Feb-21	12:12:50	db
3	FC046C-CAL,, /01	FC1L_080S17	Standard	10.43	1962	10145	0.000	0.000	1.609		708	22-Feb-21	12:25:55	dd
4	FC046D-CAL,, /01	FC1L_080S18	Standard	10.44	4239	8870	0.000	0.000	3.976		618	22-Feb-21	12:38:52	dd
5	FC046E-CAL,, /01	FC1L_080S19	Standard	10.44	9702	8540	0.000	0.000	9.452		3500	22-Feb-21	12:51:57	dd
6	FC046F-CAL,, /01	FC1L_080S20	Standard	10.43	20325	8945	0.000	0.000	18.904		1278	22-Feb-21	13:04:54	dd
7	FC046G-CAL,, /01	FC1L_080S21	Standard	10.43	38587	8456	0.000	0.000	37.962		6297	22-Feb-21	13:17:59	dd
8	FC046H-CAL,, /01	FC1L_080S22	Standard	10.43	99100	8381	0.000	0.000	98.367		9661	22-Feb-21	13:30:56	db
9	FC046I-CAL,, /01	FC1L_080S23	Standard	10.43	451055	8285	0.000	0.000	452.956		15343	22-Feb-21	13:44:01	db
10	FC046J-CAL,, /01	FC1L_080S24	Standard	10.44	1540467	7295	0.000	0.000	1756.799		60190	22-Feb-21	13:56:58	dd

Compound name: N-EtFOSA
Response Factor: 1.202
RRF SD: 0.0415887, % Relative SD: 3.45997
Response type: Internal Std (Ref 102), Area * (IS Conc. / IS Area)
Curve type: RF

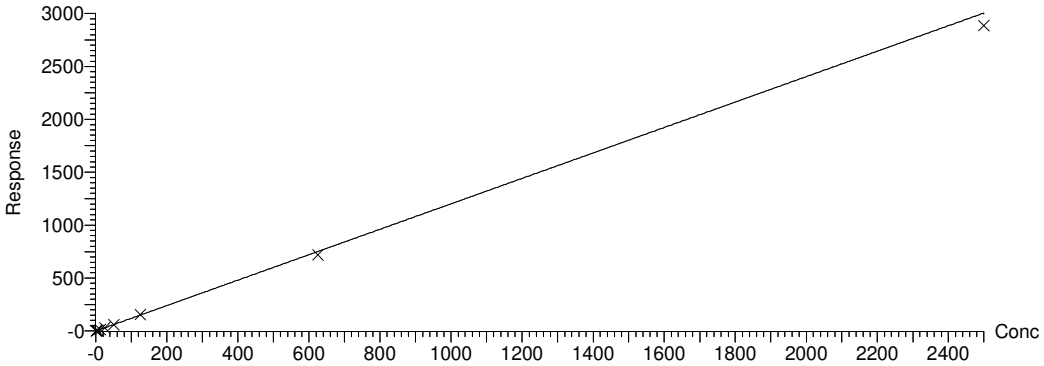

PV by TCH, SV by hh 10-Jun-21 Conc. & LOD unit = ng

Quantify Compound Summary Report **MassLynx MassLynx V4.1 SCN909**
SGS Axys Analytical Services, Ltd.

Dataset: G:\Masslynx\Inst_L\PFAS\quanfile\FC1L_080-a6.qld

Last Altered: Wednesday, June 09, 2021 15:38:41 Pacific Daylight Time
Printed: Thursday, June 10, 2021 10:10:18 Pacific Daylight Time

Compound name: N-EtFOSA-II

#	ID	Name	Type	RT	Area	IS Area	Std. Conc	RRF	Conc.	%Rec	S/N	Acq.Date	Acq.Time	Flags
2	FC046B-CAL,, /01	FC1L_080S16	Standard	10.29	200	9231	0.000	0.000	0.180		44	22-Feb-21	12:12:50	dd
3	FC046C-CAL,, /01	FC1L_080S17	Standard	10.29	396	10145	0.000	0.000	0.325		126	22-Feb-21	12:25:55	dd
4	FC046D-CAL,, /01	FC1L_080S18	Standard	10.29	1160	8870	0.000	0.000	1.088		134	22-Feb-21	12:38:52	dd
5	FC046E-CAL,, /01	FC1L_080S19	Standard	10.29	2107	8540	0.000	0.000	2.052		678	22-Feb-21	12:51:57	dd
6	FC046F-CAL,, /01	FC1L_080S20	Standard	10.29	5484	8945	0.000	0.000	5.100		241	22-Feb-21	13:04:54	dd
7	FC046G-CAL,, /01	FC1L_080S21	Standard	10.29	8122	8456	0.000	0.000	7.990		1227	22-Feb-21	13:17:59	dd
8	FC046H-CAL,, /01	FC1L_080S22	Standard	10.29	26221	8381	0.000	0.000	26.027		1834	22-Feb-21	13:30:56	dd
9	FC046I-CAL,, /01	FC1L_080S23	Standard	10.29	124989	8285	0.000	0.000	125.516		3186	22-Feb-21	13:44:01	dd
10	FC046J-CAL,, /01	FC1L_080S24	Standard	10.29	491528	7295	0.000	0.000	560.555		16187	22-Feb-21	13:56:58	dd

Compound name: N-EtFOSA
Response Factor: 1.202
RRF SD: 0.0415887, % Relative SD: 3.45997
Response type: Internal Std (Ref 102), Area * (IS Conc. / IS Area)
Curve type: RF

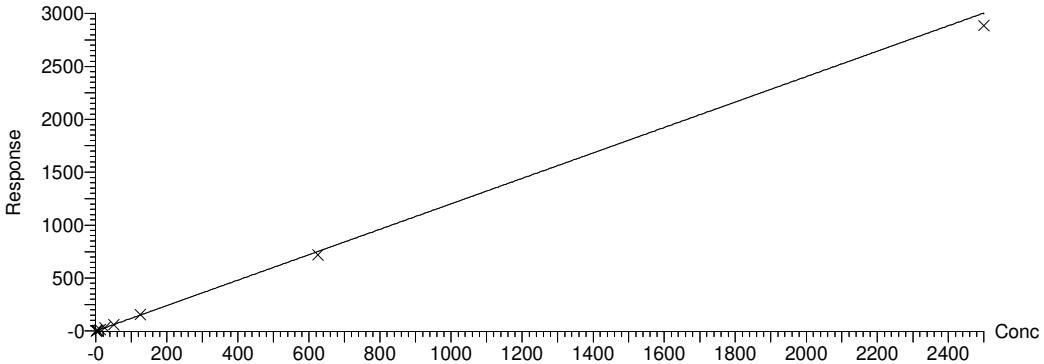

PV by TCH, SV by hh 10-Jun-21 Conc. & LOD unit = ng

Quantify Compound Summary Report **MassLynx MassLynx V4.1 SCN909**
SGS Axys Analytical Services, Ltd.

Dataset: G:\Masslynx\Inst_L\PFAS\quanfile\FC1L_080-a6.qld

Last Altered: Wednesday, June 09, 2021 15:38:41 Pacific Daylight Time
Printed: Thursday, June 10, 2021 10:10:18 Pacific Daylight Time

Compound name: N-EtFOSA-SUM

#	ID	Name	Type	RT	Area	IS Area	Std. Conc	RRF	Conc.	%Rec	S/N	Acq.Date	Acq.Time	Flags
2	FC046B-CAL,, /01	FC1L_080S16	Standard		1028	9231	0.000		0.926			22-Feb-21	12:12:50	
3	FC046C-CAL,, /01	FC1L_080S17	Standard		2358	10145	0.000		1.934			22-Feb-21	12:25:55	
4	FC046D-CAL,, /01	FC1L_080S18	Standard		5398	8870	0.000		5.063			22-Feb-21	12:38:52	
5	FC046E-CAL,, /01	FC1L_080S19	Standard		11809	8540	0.000		11.504			22-Feb-21	12:51:57	
6	FC046F-CAL,, /01	FC1L_080S20	Standard		25809	8945	0.000		24.004			22-Feb-21	13:04:54	
7	FC046G-CAL,, /01	FC1L_080S21	Standard		46708	8456	0.000		45.952			22-Feb-21	13:17:59	
8	FC046H-CAL,, /01	FC1L_080S22	Standard		125320	8381	0.000		124.394			22-Feb-21	13:30:56	
9	FC046I-CAL,, /01	FC1L_080S23	Standard		576044	8285	0.000		578.471			22-Feb-21	13:44:01	
10	FC046J-CAL,, /01	FC1L_080S24	Standard		2031995	7295	0.000		2317.355			22-Feb-21	13:56:58	

Compound name: N-EtFOSA
Response Factor: 1.202
RRF SD: 0.0415887, % Relative SD: 3.45997
Response type: Internal Std (Ref 102), Area * (IS Conc. / IS Area)
Curve type: RF

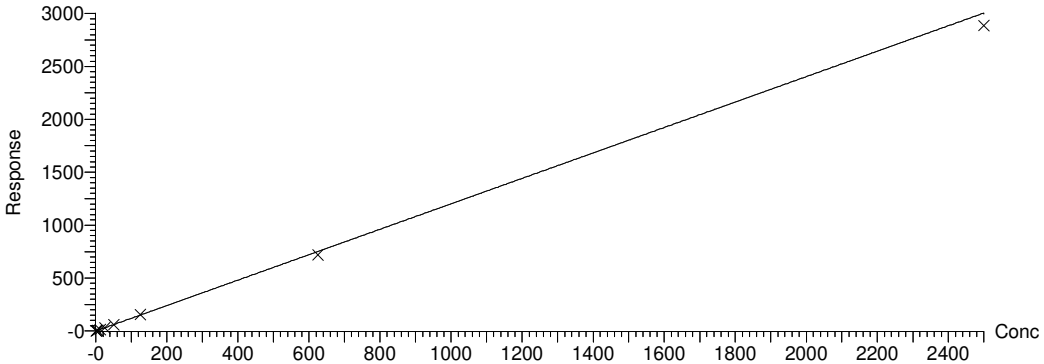

PV by TCH, SV by hh 10-Jun-21 Conc. & LOD unit = ng

Quantify Compound Summary Report **MassLynx MassLynx V4.1 SCN909**
SGS Axys Analytical Services, Ltd.

Dataset: G:\Masslynx\Inst_L\PFAS\quanfile\FC1L_080-a6.qld

Last Altered: Wednesday, June 09, 2021 15:38:41 Pacific Daylight Time
Printed: Thursday, June 10, 2021 10:10:18 Pacific Daylight Time

Compound name: N-EtFOSA

#	ID	Name	Type	RT	Area	IS Area	Std. Conc	RRF	Conc.	%Rec	S/N	Acq.Date	Acq.Time	Flags
2	FC046B-CAL,, /01	FC1L_080S16	Standard	10.43	1100	9231	1.000	1.192	0.992	99.2	226	22-Feb-21	12:12:50	MM
3	FC046C-CAL,, /01	FC1L_080S17	Standard	10.43	2582	10145	2.000	1.273	2.118	105.9	708	22-Feb-21	12:25:55	MM
4	FC046D-CAL,, /01	FC1L_080S18	Standard	10.44	5544	8870	5.000	1.250	5.200	104.0	618	22-Feb-21	12:38:52	MM
5	FC046E-CAL,, /01	FC1L_080S19	Standard	10.44	12720	8540	12.500	1.192	12.392	99.1	3501	22-Feb-21	12:51:57	MM
6	FC046F-CAL,, /01	FC1L_080S20	Standard	10.43	26578	8945	25.000	1.189	24.720	98.9	1278	22-Feb-21	13:04:54	MM
7	FC046G-CAL,, /01	FC1L_080S21	Standard	10.43	50180	8456	50.000	1.187	49.368	98.7	6295	22-Feb-21	13:17:59	MM
8	FC046H-CAL,, /01	FC1L_080S22	Standard	10.43	129080	8381	125.000	1.232	128.126	102.5	9661	22-Feb-21	13:30:56	MM
9	FC046I-CAL,, /01	FC1L_080S23	Standard	10.43	595215	8285	625.000	1.150	597.723	95.6	15336	22-Feb-21	13:44:01	MM
10	FC046J-CAL,, /01	FC1L_080S24	Standard	10.44	2105817	7295	2500.000	1.155	2401.543	96.1	60143	22-Feb-21	13:56:58	MM

Compound name: N-EtFOSA
Response Factor: 1.202
RRF SD: 0.0415887, % Relative SD: 3.45997
Response type: Internal Std (Ref 102), Area * (IS Conc. / IS Area)
Curve type: RF

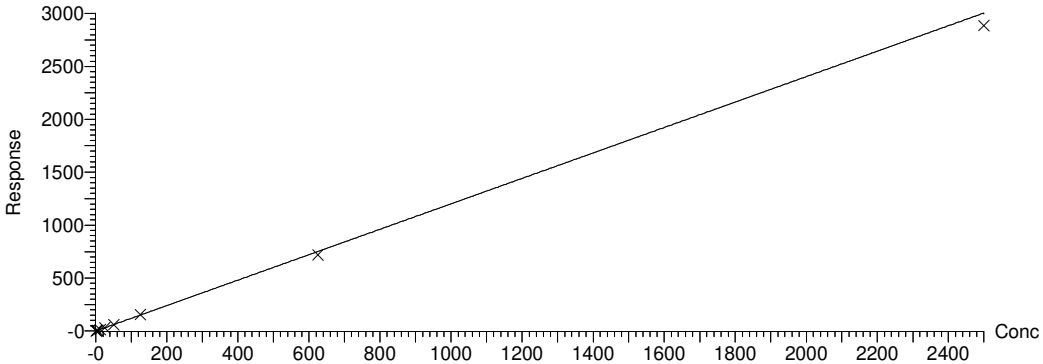

PV by TCH, SV by hh 10-Jun-21 Conc. & LOD unit = ng

Quantify Compound Summary Report **MassLynx MassLynx V4.1 SCN909**
SGS Axys Analytical Services, Ltd.

Dataset: G:\Masslynx\Inst_L\PFAS\quanfile\FC1L_080-a6.qld

Last Altered: Wednesday, June 09, 2021 15:38:41 Pacific Daylight Time
Printed: Thursday, June 10, 2021 10:10:18 Pacific Daylight Time

Compound name: MeFOSAA-I

#	ID	Name	Type	RT	Area	IS Area	Std. Conc	RRF	Conc.	%Rec	S/N	Acq.Date	Acq.Time	Flags
2	FC046B-CAL,, /01	FC1L_080S16	Standard	7.54	169	14248	0.000	0.000	0.313		63	22-Feb-21	12:12:50	db
3	FC046C-CAL,, /01	FC1L_080S17	Standard	7.55	403	14835	0.000	0.000	0.719		313	22-Feb-21	12:25:55	db
4	FC046D-CAL,, /01	FC1L_080S18	Standard	7.55	909	13205	0.000	0.000	1.820		408	22-Feb-21	12:38:52	bb
5	FC046E-CAL,, /01	FC1L_080S19	Standard	7.55	2263	13480	0.000	0.000	4.440		1803	22-Feb-21	12:51:57	db
6	FC046F-CAL,, /01	FC1L_080S20	Standard	7.55	4861	13428	0.000	0.000	9.575		6697	22-Feb-21	13:04:54	db
7	FC046G-CAL,, /01	FC1L_080S21	Standard	7.55	9406	13092	0.000	0.000	19.005		3113	22-Feb-21	13:17:59	db
8	FC046H-CAL,, /01	FC1L_080S22	Standard	7.55	24356	14194	0.000	0.000	45.387		19360	22-Feb-21	13:30:56	dd
9	FC046I-CAL,, /01	FC1L_080S23	Standard	7.55	107647	13392	0.000	0.000	212.611		58731	22-Feb-21	13:44:01	db
10	FC046J-CAL,, /01	FC1L_080S24	Standard	7.55	367378	11708	0.000	0.000	829.978		50638	22-Feb-21	13:56:58	bb

Compound name: MeFOSAA
Response Factor: 0.850653
RRF SD: 0.0343822, % Relative SD: 4.04186
Response type: Internal Std (Ref 103), Area * (IS Conc. / IS Area)
Curve type: RF

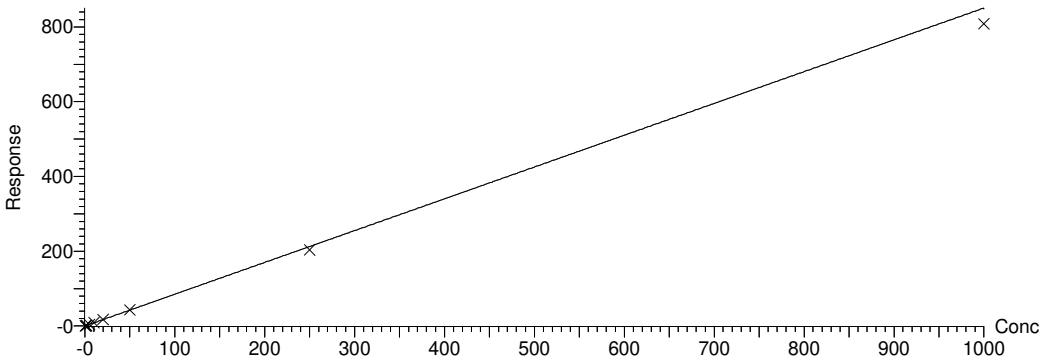

PV by TCH, SV by hh 10-Jun-21 Conc. & LOD unit = ng

Quantify Compound Summary Report **MassLynx MassLynx V4.1 SCN909**
SGS Axys Analytical Services, Ltd.

Dataset: G:\Masslynx\Inst_L\PFAS\quanfile\FC1L_080-a6.qld

Last Altered: Wednesday, June 09, 2021 15:38:41 Pacific Daylight Time
Printed: Thursday, June 10, 2021 10:10:18 Pacific Daylight Time

Compound name: MeFOSAA-II

#	ID	Name	Type	RT	Area	IS Area	Std. Conc	RRF	Conc.	%Rec	S/N	Acq.Date	Acq.Time	Flags
2	FC046B-CAL,, /01	FC1L_080S16	Standard	7.43	47	14248	0.000	0.000	0.087		17	22-Feb-21	12:12:50	dd
3	FC046C-CAL,, /01	FC1L_080S17	Standard	7.44	23	14835	0.000	0.000	0.041		17	22-Feb-21	12:25:55	dd
4	FC046D-CAL,, /01	FC1L_080S18	Standard	7.45	103	13205	0.000	0.000	0.207		47	22-Feb-21	12:38:52	db
5	FC046E-CAL,, /01	FC1L_080S19	Standard	7.44	226	13480	0.000	0.000	0.444		181	22-Feb-21	12:51:57	dd
6	FC046F-CAL,, /01	FC1L_080S20	Standard	7.44	484	13428	0.000	0.000	0.954		631	22-Feb-21	13:04:54	dd
7	FC046G-CAL,, /01	FC1L_080S21	Standard	7.44	726	13092	0.000	0.000	1.466		230	22-Feb-21	13:17:59	dd
8	FC046H-CAL,, /01	FC1L_080S22	Standard	7.44	2190	14194	0.000	0.000	4.080		1739	22-Feb-21	13:30:56	dd
9	FC046I-CAL,, /01	FC1L_080S23	Standard	7.44	10456	13392	0.000	0.000	20.652		5420	22-Feb-21	13:44:01	dd
10	FC046J-CAL,, /01	FC1L_080S24	Standard	7.44	42316	11708	0.000	0.000	95.601		5626	22-Feb-21	13:56:58	db

Compound name: MeFOSAA
Response Factor: 0.850653
RRF SD: 0.0343822, % Relative SD: 4.04186
Response type: Internal Std (Ref 103), Area * (IS Conc. / IS Area)
Curve type: RF

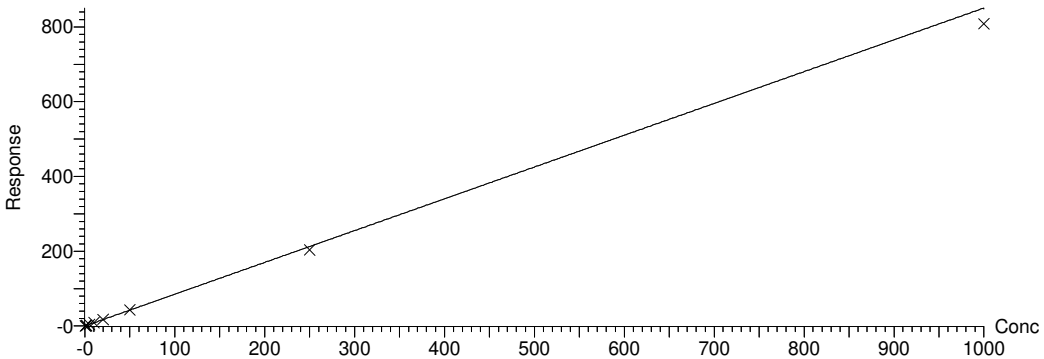

PV by TCH, SV by hh 10-Jun-21 Conc. & LOD unit = ng

Quantify Compound Summary Report **MassLynx MassLynx V4.1 SCN909**
SGS Axys Analytical Services, Ltd.

Dataset: G:\Masslynx\Inst_L\PFAS\quanfile\FC1L_080-a6.qld

Last Altered: Wednesday, June 09, 2021 15:38:41 Pacific Daylight Time
Printed: Thursday, June 10, 2021 10:10:18 Pacific Daylight Time

Compound name: MeFOSAA-III

#	ID	Name	Type	RT	Area	IS Area	Std. Conc	RRF	Conc.	%Rec	S/N	Acq.Date	Acq.Time	Flags
2	FC046B-CAL,, /01	FC1L_080S16	Standard	7.39	1	14248	0.000	0.000	0.003		1	22-Feb-21	12:12:50	bd
3	FC046C-CAL,, /01	FC1L_080S17	Standard	7.38	3	14835	0.000	0.000	0.006		2	22-Feb-21	12:25:55	bd
4	FC046D-CAL,, /01	FC1L_080S18	Standard	7.37	2	13205	0.000	0.000	0.004		1	22-Feb-21	12:38:52	bd
5	FC046E-CAL,, /01	FC1L_080S19	Standard	7.37	29	13480	0.000	0.000	0.056		19	22-Feb-21	12:51:57	dd
6	FC046F-CAL,, /01	FC1L_080S20	Standard	7.37	71	13428	0.000	0.000	0.139		81	22-Feb-21	13:04:54	bd
7	FC046G-CAL,, /01	FC1L_080S21	Standard	7.37	218	13092	0.000	0.000	0.440		54	22-Feb-21	13:17:59	bd
8	FC046H-CAL,, /01	FC1L_080S22	Standard	7.37	583	14194	0.000	0.000	1.086		338	22-Feb-21	13:30:56	bd
9	FC046I-CAL,, /01	FC1L_080S23	Standard	7.38	3011	13392	0.000	0.000	5.947		1165	22-Feb-21	13:44:01	bd
10	FC046J-CAL,, /01	FC1L_080S24	Standard	7.38	12063	11708	0.000	0.000	27.252		1204	22-Feb-21	13:56:58	bd

Compound name: MeFOSAA
Response Factor: 0.850653
RRF SD: 0.0343822, % Relative SD: 4.04186
Response type: Internal Std (Ref 103), Area * (IS Conc. / IS Area)
Curve type: RF

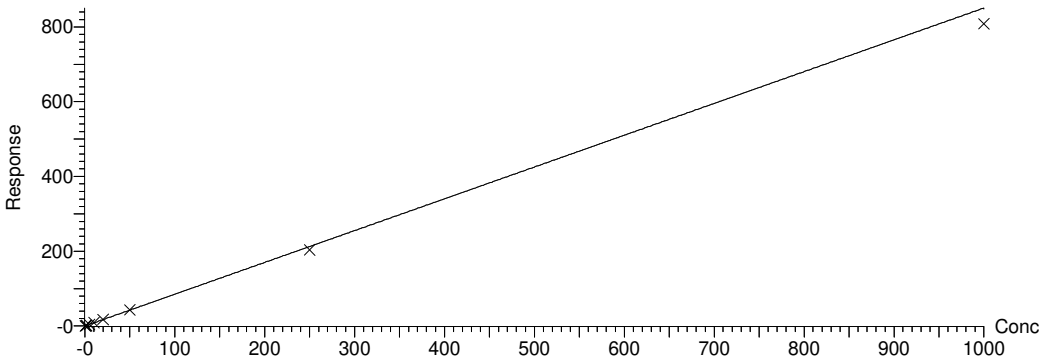

PV by TCH, SV by hh 10-Jun-21 Conc. & LOD unit = ng

Quantify Compound Summary Report **MassLynx MassLynx V4.1 SCN909**
SGS Axys Analytical Services, Ltd.

Dataset: G:\Masslynx\Inst_L\PFAS\quanfile\FC1L_080-a6.qld

Last Altered: Wednesday, June 09, 2021 15:38:41 Pacific Daylight Time
Printed: Thursday, June 10, 2021 10:10:18 Pacific Daylight Time

Compound name: MeFOSAA-SUM

#	ID	Name	Type	RT	Area	IS Area	Std. Conc	RRF	Conc.	%Rec	S/N	Acq.Date	Acq.Time	Flags
2	FC046B-CAL,, /01	FC1L_080S16	Standard		217	14248	0.000		0.403			22-Feb-21	12:12:50	
3	FC046C-CAL,, /01	FC1L_080S17	Standard		429	14835	0.000		0.765			22-Feb-21	12:25:55	
4	FC046D-CAL,, /01	FC1L_080S18	Standard		1014	13205	0.000		2.031			22-Feb-21	12:38:52	
5	FC046E-CAL,, /01	FC1L_080S19	Standard		2518	13480	0.000		4.940			22-Feb-21	12:51:57	
6	FC046F-CAL,, /01	FC1L_080S20	Standard		5416	13428	0.000		10.668			22-Feb-21	13:04:54	
7	FC046G-CAL,, /01	FC1L_080S21	Standard		10350	13092	0.000		20.911			22-Feb-21	13:17:59	
8	FC046H-CAL,, /01	FC1L_080S22	Standard		27128	14194	0.000		50.553			22-Feb-21	13:30:56	
9	FC046I-CAL,, /01	FC1L_080S23	Standard		121115	13392	0.000		239.211			22-Feb-21	13:44:01	
10	FC046J-CAL,, /01	FC1L_080S24	Standard		421757	11708	0.000		952.831			22-Feb-21	13:56:58	

Compound name: MeFOSAA
Response Factor: 0.850653
RRF SD: 0.0343822, % Relative SD: 4.04186
Response type: Internal Std (Ref 103), Area * (IS Conc. / IS Area)
Curve type: RF

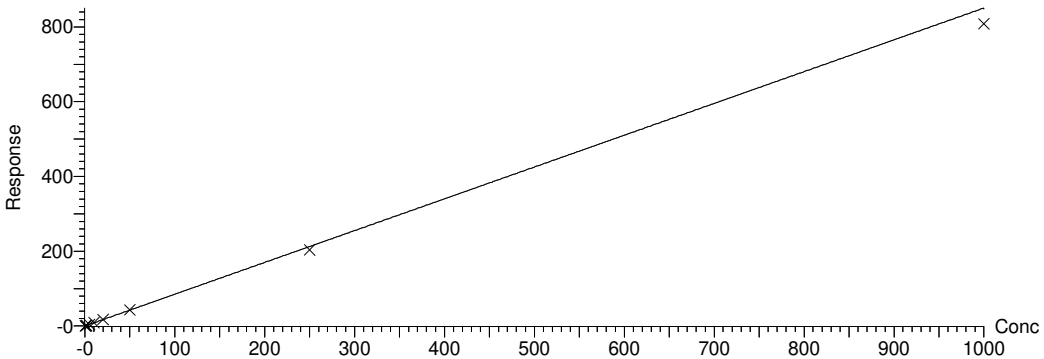

PV by TCH, SV by hh 10-Jun-21 Conc. & LOD unit = ng

Quantify Compound Summary Report **MassLynx MassLynx V4.1 SCN909**
SGS Axys Analytical Services, Ltd.

Dataset: G:\Masslynx\Inst_L\PFAS\quanfile\FC1L_080-a6.qld

Last Altered: Wednesday, June 09, 2021 15:38:41 Pacific Daylight Time
Printed: Thursday, June 10, 2021 10:10:18 Pacific Daylight Time

Compound name: MeFOSAA

#	ID	Name	Type	RT	Area	IS Area	Std. Conc	RRF	Conc.	%Rec	S/N	Acq.Date	Acq.Time	Flags
2	FC046B-CAL,, /01	FC1L_080S16	Standard	7.54	217	14248	0.400	0.857	0.403	100.8	63	22-Feb-21	12:12:50	MM
3	FC046C-CAL,, /01	FC1L_080S17	Standard	7.55	429	14835	0.800	0.813	0.765	95.6	313	22-Feb-21	12:25:55	MM
4	FC046D-CAL,, /01	FC1L_080S18	Standard	7.55	1014	13205	2.000	0.864	2.031	101.5	408	22-Feb-21	12:38:52	MM
5	FC046E-CAL,, /01	FC1L_080S19	Standard	7.55	2523	13480	5.000	0.842	4.950	99.0	1804	22-Feb-21	12:51:57	MM
6	FC046F-CAL,, /01	FC1L_080S20	Standard	7.55	5406	13428	10.000	0.906	10.649	106.5	6696	22-Feb-21	13:04:54	MM
7	FC046G-CAL,, /01	FC1L_080S21	Standard	7.55	10352	13092	20.000	0.890	20.914	104.6	3113	22-Feb-21	13:17:59	MM
8	FC046H-CAL,, /01	FC1L_080S22	Standard	7.55	27167	14194	50.000	0.861	50.625	101.3	19373	22-Feb-21	13:30:56	MM
9	FC046I-CAL,, /01	FC1L_080S23	Standard	7.55	121126	13392	250.000	0.814	239.233	95.7	58732	22-Feb-21	13:44:01	MM
10	FC046J-CAL,, /01	FC1L_080S24	Standard	7.55	420806	11708	1000.000	0.809	950.683	95.1	50622	22-Feb-21	13:56:58	MM

Compound name: MeFOSAA
Response Factor: 0.850653
RRF SD: 0.0343822, % Relative SD: 4.04186
Response type: Internal Std (Ref 103), Area * (IS Conc. / IS Area)
Curve type: RF

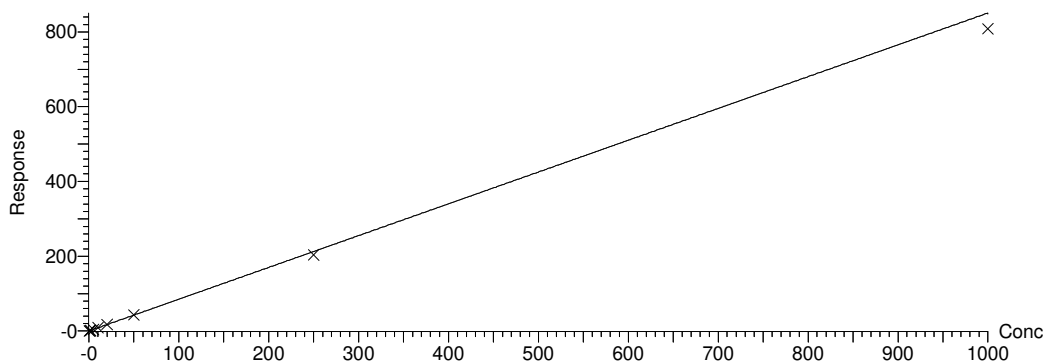

PV by TCH, SV by hh 10-Jun-21 Conc. & LOD unit = ng

Quantify Compound Summary Report **MassLynx MassLynx V4.1 SCN909**
SGS Axys Analytical Services, Ltd.

Dataset: G:\Masslynx\Inst_L\PFAS\quanfile\FC1L_080-a6.qld

Last Altered: Wednesday, June 09, 2021 15:38:41 Pacific Daylight Time
Printed: Thursday, June 10, 2021 10:10:18 Pacific Daylight Time

Compound name: EtFOSAA-I

#	ID	Name	Type	RT	Area	IS Area	Std. Conc	RRF	Conc.	%Rec	S/N	Acq.Date	Acq.Time	Flags
2	FC046B-CAL,, /01	FC1L_080S16	Standard	7.69	166	10799	0.000	0.000	0.406		312	22-Feb-21	12:12:50	bb
3	FC046C-CAL,, /01	FC1L_080S17	Standard	7.69	292	11838	0.000	0.000	0.649		318	22-Feb-21	12:25:55	bb
4	FC046D-CAL,, /01	FC1L_080S18	Standard	7.69	829	9613	0.000	0.000	2.272		104	22-Feb-21	12:38:52	db
5	FC046E-CAL,, /01	FC1L_080S19	Standard	7.69	1749	10299	0.000	0.000	4.475		1033	22-Feb-21	12:51:57	db
6	FC046F-CAL,, /01	FC1L_080S20	Standard	7.69	3321	10031	0.000	0.000	8.727		426	22-Feb-21	13:04:54	db
7	FC046G-CAL,, /01	FC1L_080S21	Standard	7.69	6850	9879	0.000	0.000	18.279		1253	22-Feb-21	13:17:59	dd
8	FC046H-CAL,, /01	FC1L_080S22	Standard	7.69	17939	10019	0.000	0.000	47.197		7240	22-Feb-21	13:30:56	db
9	FC046I-CAL,, /01	FC1L_080S23	Standard	7.69	82703	10643	0.000	0.000	204.829		7704	22-Feb-21	13:44:01	db
10	FC046J-CAL,, /01	FC1L_080S24	Standard	7.69	308597	9766	0.000	0.000	832.928		39321	22-Feb-21	13:56:58	db

Compound name: EtFOSAA
Response Factor: 0.758766
RRF SD: 0.0863989, % Relative SD: 11.3868
Response type: Internal Std (Ref 104), Area * (IS Conc. / IS Area)
Curve type: RF

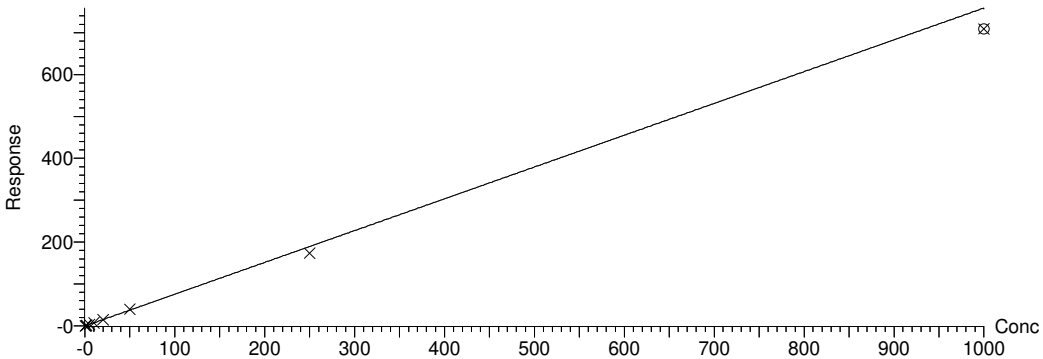

PV by TCH, SV by hh 10-Jun-21 Conc. & LOD unit = ng

Quantify Compound Summary Report **MassLynx MassLynx V4.1 SCN909**
SGS Axys Analytical Services, Ltd.

Dataset: G:\Masslynx\Inst_L\PFAS\quanfile\FC1L_080-a6.qld

Last Altered: Wednesday, June 09, 2021 15:38:41 Pacific Daylight Time
Printed: Thursday, June 10, 2021 10:10:18 Pacific Daylight Time

Compound name: EtFOSAA-II

#	ID	Name	Type	RT	Area	IS Area	Std. Conc	RRF	Conc.	%Rec	S/N	Acq.Date	Acq.Time	Flags
2	FC046B-CAL,, /01	FC1L_080S16	Standard			10799	0.000					22-Feb-21	12:12:50	
3	FC046C-CAL,, /01	FC1L_080S17	Standard	7.59	5	11838	0.000	0.000	0.011		7	22-Feb-21	12:25:55	db
4	FC046D-CAL,, /01	FC1L_080S18	Standard	7.59	38	9613	0.000	0.000	0.103		3	22-Feb-21	12:38:52	dd
5	FC046E-CAL,, /01	FC1L_080S19	Standard	7.60	67	10299	0.000	0.000	0.171		34	22-Feb-21	12:51:57	dd
6	FC046F-CAL,, /01	FC1L_080S20	Standard	7.60	232	10031	0.000	0.000	0.611		27	22-Feb-21	13:04:54	dd
7	FC046G-CAL,, /01	FC1L_080S21	Standard	7.59	343	9879	0.000	0.000	0.915		61	22-Feb-21	13:17:59	dd
8	FC046H-CAL,, /01	FC1L_080S22	Standard	7.59	1291	10019	0.000	0.000	3.397		487	22-Feb-21	13:30:56	dd
9	FC046I-CAL,, /01	FC1L_080S23	Standard	7.60	6193	10643	0.000	0.000	15.338		534	22-Feb-21	13:44:01	dd
10	FC046J-CAL,, /01	FC1L_080S24	Standard	7.60	24426	9766	0.000	0.000	65.928		3073	22-Feb-21	13:56:58	dd

Compound name: EtFOSAA
Response Factor: 0.758766
RRF SD: 0.0863989, % Relative SD: 11.3868
Response type: Internal Std (Ref 104), Area * (IS Conc. / IS Area)
Curve type: RF

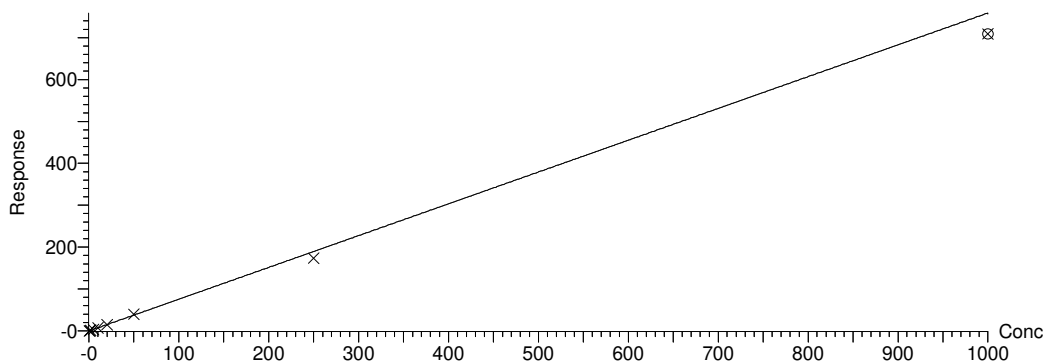

PV by TCH, SV by hh 10-Jun-21 Conc. & LOD unit = ng

Quantify Compound Summary Report **MassLynx MassLynx V4.1 SCN909**
SGS Axys Analytical Services, Ltd.

Dataset: G:\Masslynx\Inst_L\PFAS\quanfile\FC1L_080-a6.qld

Last Altered: Wednesday, June 09, 2021 15:38:41 Pacific Daylight Time
Printed: Thursday, June 10, 2021 10:10:18 Pacific Daylight Time

Compound name: EtFOSAA-III

#	ID	Name	Type	RT	Area	IS Area	Std. Conc	RRF	Conc.	%Rec	S/N	Acq.Date	Acq.Time	Flags
2	FC046B-CAL,, /01	FC1L_080S16	Standard			10799	0.000					22-Feb-21	12:12:50	
3	FC046C-CAL,, /01	FC1L_080S17	Standard	7.52	8	11838	0.000	0.000	0.017		8	22-Feb-21	12:25:55	bd
4	FC046D-CAL,, /01	FC1L_080S18	Standard	7.56	31	9613	0.000	0.000	0.084		3	22-Feb-21	12:38:52	bd
5	FC046E-CAL,, /01	FC1L_080S19	Standard	7.54	33	10299	0.000	0.000	0.086		28	22-Feb-21	12:51:57	dd
6	FC046F-CAL,, /01	FC1L_080S20	Standard	7.52	138	10031	0.000	0.000	0.363		14	22-Feb-21	13:04:54	dd
7	FC046G-CAL,, /01	FC1L_080S21	Standard	7.52	274	9879	0.000	0.000	0.731		35	22-Feb-21	13:17:59	bd
8	FC046H-CAL,, /01	FC1L_080S22	Standard	7.53	670	10019	0.000	0.000	1.763		200	22-Feb-21	13:30:56	bd
9	FC046I-CAL,, /01	FC1L_080S23	Standard	7.53	3574	10643	0.000	0.000	8.852		261	22-Feb-21	13:44:01	bd
10	FC046J-CAL,, /01	FC1L_080S24	Standard	7.53	13273	9766	0.000	0.000	35.825		1398	22-Feb-21	13:56:58	dd

Compound name: EtFOSAA
Response Factor: 0.758766
RRF SD: 0.0863989, % Relative SD: 11.3868
Response type: Internal Std (Ref 104), Area * (IS Conc. / IS Area)
Curve type: RF

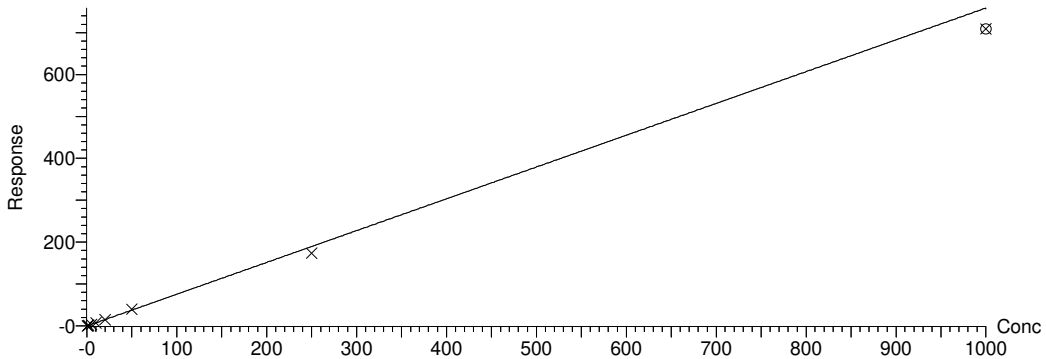

PV by TCH, SV by hh 10-Jun-21 Conc. & LOD unit = ng

Quantify Compound Summary Report **MassLynx MassLynx V4.1 SCN909**
SGS Axys Analytical Services, Ltd.

Dataset: G:\Masslynx\Inst_L\PFAS\quanfile\FC1L_080-a6.qld

Last Altered: Wednesday, June 09, 2021 15:38:41 Pacific Daylight Time
Printed: Thursday, June 10, 2021 10:10:18 Pacific Daylight Time

Compound name: EtFOSAA-SUM

#	ID	Name	Type	RT	Area	IS Area	Std. Conc	RRF	Conc.	%Rec	S/N	Acq.Date	Acq.Time	Flags
2	FC046B-CAL,, /01	FC1L_080S16	Standard		166	10799	0.000		0.406			22-Feb-21	12:12:50	
3	FC046C-CAL,, /01	FC1L_080S17	Standard		304	11838	0.000		0.678			22-Feb-21	12:25:55	
4	FC046D-CAL,, /01	FC1L_080S18	Standard		897	9613	0.000		2.460			22-Feb-21	12:38:52	
5	FC046E-CAL,, /01	FC1L_080S19	Standard		1849	10299	0.000		4.732			22-Feb-21	12:51:57	
6	FC046F-CAL,, /01	FC1L_080S20	Standard		3691	10031	0.000		9.700			22-Feb-21	13:04:54	
7	FC046G-CAL,, /01	FC1L_080S21	Standard		7467	9879	0.000		19.925			22-Feb-21	13:17:59	
8	FC046H-CAL,, /01	FC1L_080S22	Standard		19900	10019	0.000		52.357			22-Feb-21	13:30:56	
9	FC046I-CAL,, /01	FC1L_080S23	Standard		92470	10643	0.000		229.020			22-Feb-21	13:44:01	
10	FC046J-CAL,, /01	FC1L_080S24	Standard		346296	9766	0.000		934.681			22-Feb-21	13:56:58	

Compound name: EtFOSAA
Response Factor: 0.758766
RRF SD: 0.0863989, % Relative SD: 11.3868
Response type: Internal Std (Ref 104), Area * (IS Conc. / IS Area)
Curve type: RF

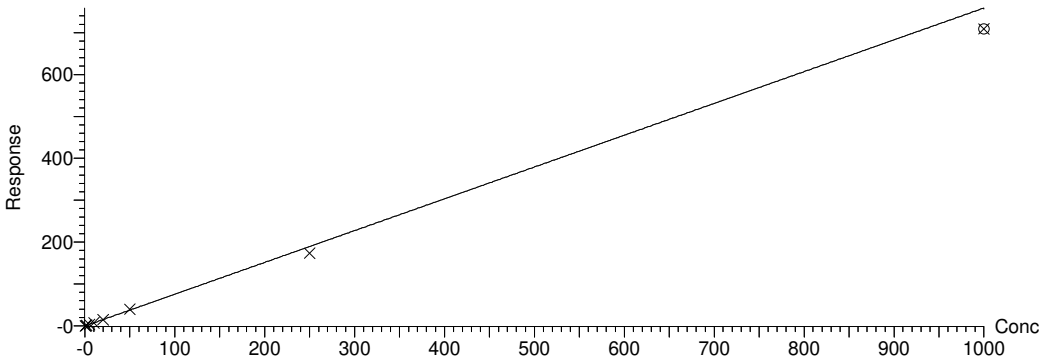

PV by TCH, SV by hh 10-Jun-21 Conc. & LOD unit = ng

Quantify Compound Summary Report **MassLynx MassLynx V4.1 SCN909**
SGS Axys Analytical Services, Ltd.

Dataset: G:\Masslynx\Inst_L\PFAS\quanfile\FC1L_080-a6.qld

Last Altered: Wednesday, June 09, 2021 15:38:41 Pacific Daylight Time
Printed: Thursday, June 10, 2021 10:10:18 Pacific Daylight Time

Compound name: EtFOSAA

#	ID	Name	Type	RT	Area	IS Area	Std. Conc	RRF	Conc.	%Rec	S/N	Acq.Date	Acq.Time	Flags
2	FC046B-CAL,, /01	FC1L_080S16	Standard	7.69	169	10799	0.400	0.781	0.412	102.9	312	22-Feb-21	12:12:50	MM
3	FC046C-CAL,, /01	FC1L_080S17	Standard	7.69	305	11838	0.800	0.643	0.678	84.8	318	22-Feb-21	12:25:55	MM
4	FC046D-CAL,, /01	FC1L_080S18	Standard	7.69	901	9613	2.000	0.937	2.469	123.5	104	22-Feb-21	12:38:52	MM
5	FC046E-CAL,, /01	FC1L_080S19	Standard	7.69	1892	10299	5.000	0.735	4.843	96.9	1033	22-Feb-21	12:51:57	MM
6	FC046F-CAL,, /01	FC1L_080S20	Standard	7.69	3673	10031	10.000	0.732	9.651	96.5	426	22-Feb-21	13:04:54	MM
7	FC046G-CAL,, /01	FC1L_080S21	Standard	7.69	7434	9879	20.000	0.753	19.836	99.2	1253	22-Feb-21	13:17:59	MM
8	FC046H-CAL,, /01	FC1L_080S22	Standard	7.69	19905	10019	50.000	0.795	52.370	104.7	7241	22-Feb-21	13:30:56	MM
9	FC046I-CAL,, /01	FC1L_080S23	Standard	7.69	92392	10643	250.000	0.695	228.827	91.5	7704	22-Feb-21	13:44:01	MM
10	FC046J-CAL,, /01	FC1L_080S24	Standard	7.69	346170	9766	1000.000	0.709	934.340	93.4	39319	22-Feb-21	13:56:58	MMX

Compound name: EtFOSAA
Response Factor: 0.758766
RRF SD: 0.0863989, % Relative SD: 11.3868
Response type: Internal Std (Ref 104), Area * (IS Conc. / IS Area)
Curve type: RF

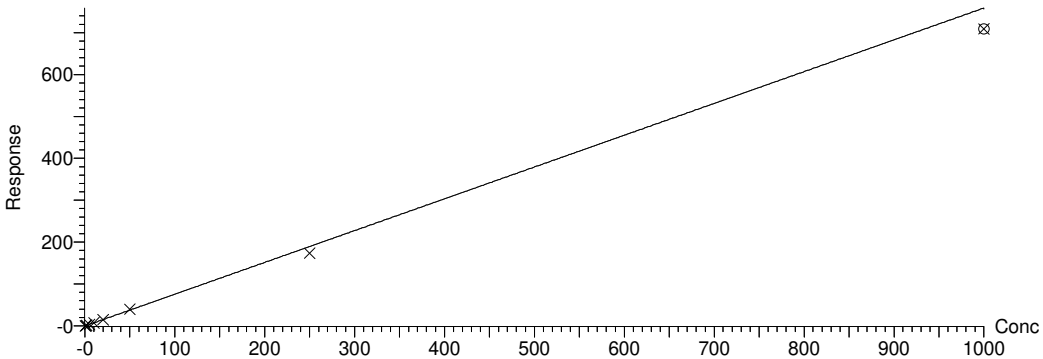

PV by TCH, SV by hh 10-Jun-21 Conc. & LOD unit = ng

Quantify Compound Summary Report **MassLynx MassLynx V4.1 SCN909**
SGS Axys Analytical Services, Ltd.

Dataset: G:\Masslynx\Inst_L\PFAS\quanfile\FC1L_080-a6.qld

Last Altered: Wednesday, June 09, 2021 15:38:41 Pacific Daylight Time
Printed: Thursday, June 10, 2021 10:10:18 Pacific Daylight Time

Compound name: N-MeFOSE-I

#	ID	Name	Type	RT	Area	IS Area	Std. Conc	RRF	Conc.	%Rec	S/N	Acq.Date	Acq.Time	Flags
2	FC046B-CAL,, /01	FC1L_080S16	Standard	10.04	24583	630751	0.000	0.000	3.535		1321	22-Feb-21	12:12:50	db
3	FC046C-CAL,, /01	FC1L_080S17	Standard	10.04	55071	687966	0.000	0.000	7.261		1467	22-Feb-21	12:25:55	db
4	FC046D-CAL,, /01	FC1L_080S18	Standard	10.04	117333	579037	0.000	0.000	18.382		5081	22-Feb-21	12:38:52	db
5	FC046E-CAL,, /01	FC1L_080S19	Standard	10.04	272933	563024	0.000	0.000	43.974		8008	22-Feb-21	12:51:57	db
6	FC046F-CAL,, /01	FC1L_080S20	Standard	10.03	579123	589143	0.000	0.000	89.170		15092	22-Feb-21	13:04:54	db
7	FC046G-CAL,, /01	FC1L_080S21	Standard	10.03	1079133	565137	0.000	0.000	173.216		11529	22-Feb-21	13:17:59	dd
8	FC046H-CAL,, /01	FC1L_080S22	Standard	10.03	2706166	573063	0.000	0.000	428.371		24819	22-Feb-21	13:30:56	db
9	FC046I-CAL,, /01	FC1L_080S23	Standard	10.04	11943130	545033	0.000	0.000	1987.760		33904	22-Feb-21	13:44:01	db
10	FC046J-CAL,, /01	FC1L_080S24	Standard	10.04	37049700	464493	0.000	0.000	7235.595		42588	22-Feb-21	13:56:58	db

Compound name: N-MeFOSE
Response Factor: 1.10238
RRF SD: 0.0623941, % Relative SD: 5.65994
Response type: Internal Std (Ref 105), Area * (IS Conc. / IS Area)
Curve type: RF

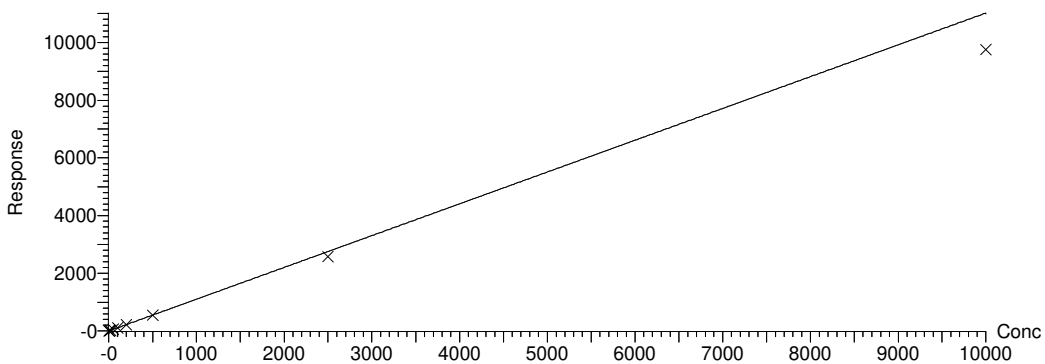

PV by TCH, SV by hh 10-Jun-21 Conc. & LOD unit = ng

Quantify Compound Summary Report **MassLynx MassLynx V4.1 SCN909**
SGS Axys Analytical Services, Ltd.

Dataset: G:\Masslynx\Inst_L\PFAS\quanfile\FC1L_080-a6.qld

Last Altered: Wednesday, June 09, 2021 15:38:41 Pacific Daylight Time
Printed: Thursday, June 10, 2021 10:10:18 Pacific Daylight Time

Compound name: N-MeFOSE-II

#	ID	Name	Type	RT	Area	IS Area	Std. Conc	RRF	Conc.	%Rec	S/N	Acq.Date	Acq.Time	Flags
2	FC046B-CAL,, /01	FC1L_080S16	Standard	9.90	2342	630751	0.000	0.000	0.337		112	22-Feb-21	12:12:50	dd
3	FC046C-CAL,, /01	FC1L_080S17	Standard	9.90	5381	687966	0.000	0.000	0.710		127	22-Feb-21	12:25:55	dd
4	FC046D-CAL,, /01	FC1L_080S18	Standard	9.90	11251	579037	0.000	0.000	1.763		428	22-Feb-21	12:38:52	dd
5	FC046E-CAL,, /01	FC1L_080S19	Standard	9.90	26273	563024	0.000	0.000	4.233		654	22-Feb-21	12:51:57	dd
6	FC046F-CAL,, /01	FC1L_080S20	Standard	9.90	54556	589143	0.000	0.000	8.400		1218	22-Feb-21	13:04:54	dd
7	FC046G-CAL,, /01	FC1L_080S21	Standard	9.89	107161	565137	0.000	0.000	17.201		971	22-Feb-21	13:17:59	dd
8	FC046H-CAL,, /01	FC1L_080S22	Standard	9.90	271972	573063	0.000	0.000	43.052		2193	22-Feb-21	13:30:56	dd
9	FC046I-CAL,, /01	FC1L_080S23	Standard	9.90	1305926	545033	0.000	0.000	217.352		3271	22-Feb-21	13:44:01	dd
10	FC046J-CAL,, /01	FC1L_080S24	Standard	9.90	5299294	464493	0.000	0.000	1034.922		5584	22-Feb-21	13:56:58	dd

Compound name: N-MeFOSE
Response Factor: 1.10238
RRF SD: 0.0623941, % Relative SD: 5.65994
Response type: Internal Std (Ref 105), Area * (IS Conc. / IS Area)
Curve type: RF

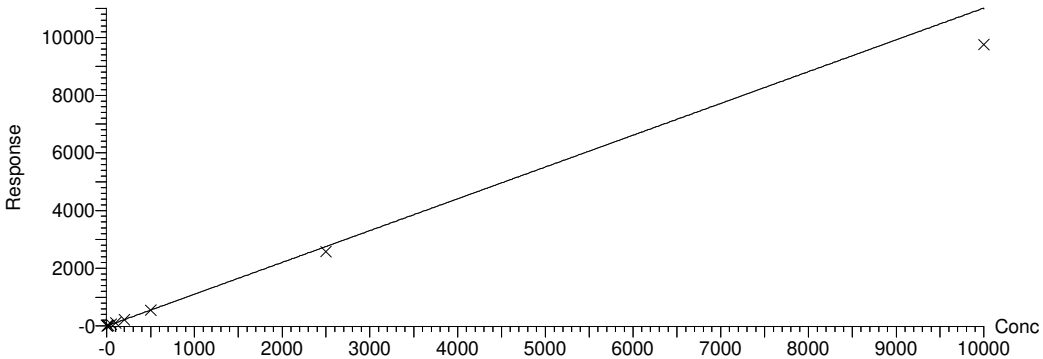

PV by TCH, SV by hh 10-Jun-21 Conc. & LOD unit = ng

Quantify Compound Summary Report **MassLynx MassLynx V4.1 SCN909**
SGS Axys Analytical Services, Ltd.

Dataset: G:\Masslynx\Inst_L\PFAS\quanfile\FC1L_080-a6.qld

Last Altered: Wednesday, June 09, 2021 15:38:41 Pacific Daylight Time
Printed: Thursday, June 10, 2021 10:10:18 Pacific Daylight Time

Compound name: N-MeFOSE-III

#	ID	Name	Type	RT	Area	IS Area	Std. Conc	RRF	Conc.	%Rec	S/N	Acq.Date	Acq.Time	Flags
2	FC046B-CAL,, /01	FC1L_080S16	Standard	9.83	1432	630751	0.000	0.000	0.206		61	22-Feb-21	12:12:50	bd
3	FC046C-CAL,, /01	FC1L_080S17	Standard	9.83	3214	687966	0.000	0.000	0.424		69	22-Feb-21	12:25:55	bd
4	FC046D-CAL,, /01	FC1L_080S18	Standard	9.83	6857	579037	0.000	0.000	1.074		239	22-Feb-21	12:38:52	bd
5	FC046E-CAL,, /01	FC1L_080S19	Standard	9.83	16655	563024	0.000	0.000	2.683		378	22-Feb-21	12:51:57	dd
6	FC046F-CAL,, /01	FC1L_080S20	Standard	9.83	33881	589143	0.000	0.000	5.217		709	22-Feb-21	13:04:54	bd
7	FC046G-CAL,, /01	FC1L_080S21	Standard	9.83	66097	565137	0.000	0.000	10.610		528	22-Feb-21	13:17:59	dd
8	FC046H-CAL,, /01	FC1L_080S22	Standard	9.83	167399	573063	0.000	0.000	26.498		1242	22-Feb-21	13:30:56	dd
9	FC046I-CAL,, /01	FC1L_080S23	Standard	9.83	837061	545033	0.000	0.000	139.317		1846	22-Feb-21	13:44:01	dd
10	FC046J-CAL,, /01	FC1L_080S24	Standard	9.83	3321839	464493	0.000	0.000	648.736		3279	22-Feb-21	13:56:58	dd

Compound name: N-MeFOSE
Response Factor: 1.10238
RRF SD: 0.0623941, % Relative SD: 5.65994
Response type: Internal Std (Ref 105), Area * (IS Conc. / IS Area)
Curve type: RF

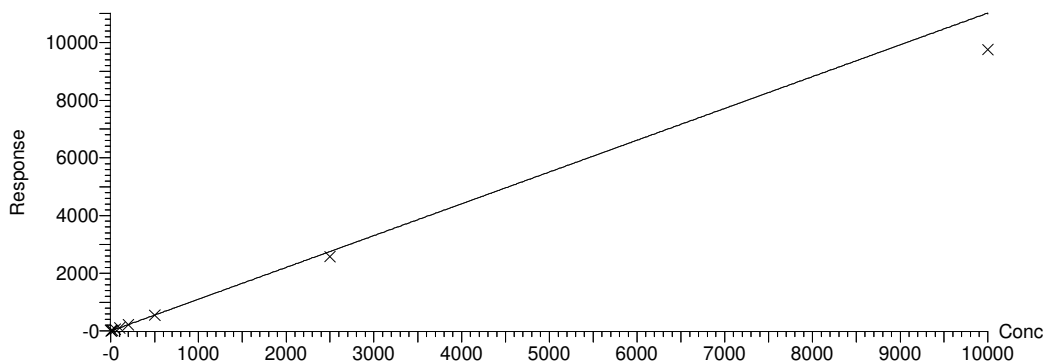

PV by TCH, SV by hh 10-Jun-21 Conc. & LOD unit = ng

Quantify Compound Summary Report **MassLynx MassLynx V4.1 SCN909**
SGS Axys Analytical Services, Ltd.

Dataset: G:\Masslynx\Inst_L\PFAS\quanfile\FC1L_080-a6.qld

Last Altered: Wednesday, June 09, 2021 15:38:41 Pacific Daylight Time
Printed: Thursday, June 10, 2021 10:10:18 Pacific Daylight Time

Compound name: N-MeFOSE-SUM

#	ID	Name	Type	RT	Area	IS Area	Std. Conc	RRF	Conc.	%Rec	S/N	Acq.Date	Acq.Time	Flags
2	FC046B-CAL,, /01	FC1L_080S16	Standard		28357	630751	0.000		4.078			22-Feb-21	12:12:50	
3	FC046C-CAL,, /01	FC1L_080S17	Standard		63666	687966	0.000		8.395			22-Feb-21	12:25:55	
4	FC046D-CAL,, /01	FC1L_080S18	Standard		135440	579037	0.000		21.218			22-Feb-21	12:38:52	
5	FC046E-CAL,, /01	FC1L_080S19	Standard		315861	563024	0.000		50.891			22-Feb-21	12:51:57	
6	FC046F-CAL,, /01	FC1L_080S20	Standard		667560	589143	0.000		102.787			22-Feb-21	13:04:54	
7	FC046G-CAL,, /01	FC1L_080S21	Standard		1252390	565137	0.000		201.027			22-Feb-21	13:17:59	
8	FC046H-CAL,, /01	FC1L_080S22	Standard		3145537	573063	0.000		497.921			22-Feb-21	13:30:56	
9	FC046I-CAL,, /01	FC1L_080S23	Standard		14086117	545033	0.000		2344.429			22-Feb-21	13:44:01	
10	FC046J-CAL,, /01	FC1L_080S24	Standard		45670832	464493	0.000		8919.253			22-Feb-21	13:56:58	

Compound name: N-MeFOSE
Response Factor: 1.10238
RRF SD: 0.0623941, % Relative SD: 5.65994
Response type: Internal Std (Ref 105), Area * (IS Conc. / IS Area)
Curve type: RF

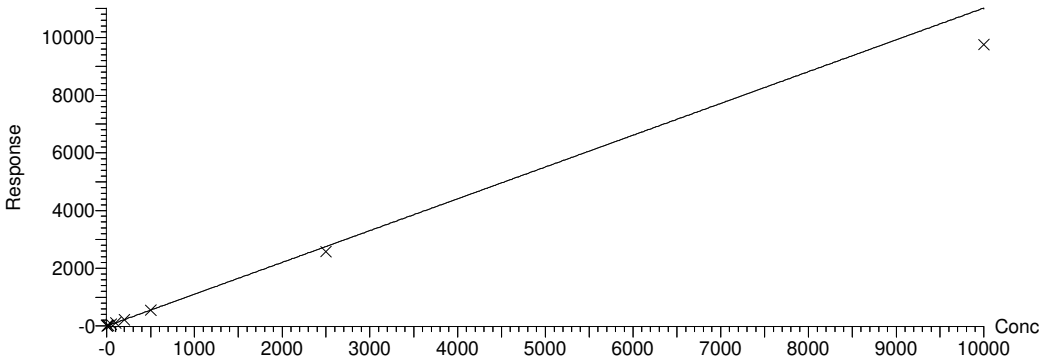

PV by TCH, SV by hh 10-Jun-21 Conc. & LOD unit = ng

Quantify Compound Summary Report **MassLynx MassLynx V4.1 SCN909**
SGS Axys Analytical Services, Ltd.

Dataset: G:\Masslynx\Inst_L\PFAS\quanfile\FC1L_080-a6.qld

Last Altered: Wednesday, June 09, 2021 15:38:41 Pacific Daylight Time
Printed: Thursday, June 10, 2021 10:10:18 Pacific Daylight Time

Compound name: N-MeFOSE

#	ID	Name	Type	RT	Area	IS Area	Std. Conc	RRF	Conc.	%Rec	S/N	Acq.Date	Acq.Time	Flags
2	FC046B-CAL,, /01	FC1L_080S16	Standard	10.04	28595	630751	4.000	1.133	4.112	102.8	1323	22-Feb-21	12:12:50	MM
3	FC046C-CAL,, /01	FC1L_080S17	Standard	10.04	63699	687966	8.000	1.157	8.399	105.0	1467	22-Feb-21	12:25:55	MM
4	FC046D-CAL,, /01	FC1L_080S18	Standard	10.04	135690	579037	20.000	1.172	21.257	106.3	5083	22-Feb-21	12:38:52	MM
5	FC046E-CAL,, /01	FC1L_080S19	Standard	10.04	314783	563024	50.000	1.118	50.717	101.4	8007	22-Feb-21	12:51:57	MM
6	FC046F-CAL,, /01	FC1L_080S20	Standard	10.03	668346	589143	100.000	1.134	102.908	102.9	15100	22-Feb-21	13:04:54	MM
7	FC046G-CAL,, /01	FC1L_080S21	Standard	10.03	1245860	565137	200.000	1.102	199.979	100.0	11525	22-Feb-21	13:17:59	MM
8	FC046H-CAL,, /01	FC1L_080S22	Standard	10.03	3142910	573063	500.000	1.097	497.505	99.5	24826	22-Feb-21	13:30:56	MM
9	FC046I-CAL,, /01	FC1L_080S23	Standard	10.04	14052108	545033	2500.000	1.031	2338.769	93.6	33907	22-Feb-21	13:44:01	MM
10	FC046J-CAL,, /01	FC1L_080S24	Standard	10.04	45330772	464493	10000.000	0.976	8852.841	88.5	42569	22-Feb-21	13:56:58	MM

Compound name: N-MeFOSE
Response Factor: 1.10238
RRF SD: 0.0623941, % Relative SD: 5.65994
Response type: Internal Std (Ref 105), Area * (IS Conc. / IS Area)
Curve type: RF

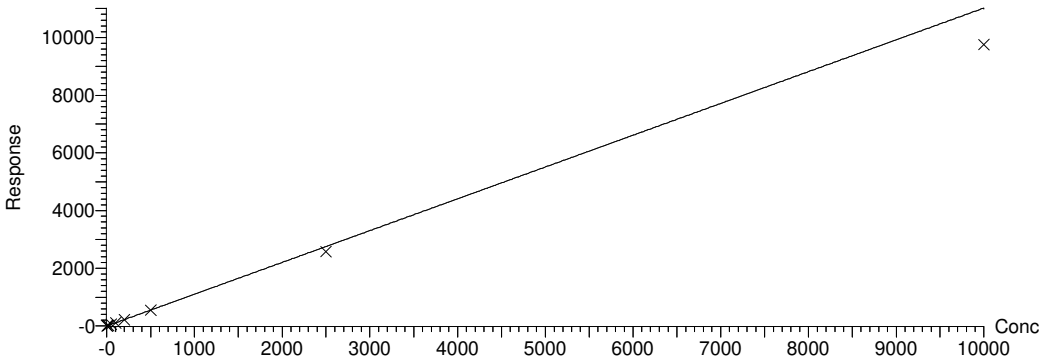

PV by TCH, SV by hh 10-Jun-21 Conc. & LOD unit = ng

Quantify Compound Summary Report **MassLynx MassLynx V4.1 SCN909**
SGS Axys Analytical Services, Ltd.

Dataset: G:\Masslynx\Inst_L\PFAS\quanfile\FC1L_080-a6.qld

Last Altered: Wednesday, June 09, 2021 15:38:41 Pacific Daylight Time
Printed: Thursday, June 10, 2021 10:10:18 Pacific Daylight Time

Compound name: N-EtFOSE-I

#	ID	Name	Type	RT	Area	IS Area	Std. Conc	RRF	Conc.	%Rec	S/N	Acq.Date	Acq.Time	Flags
2	FC046B-CAL,, /01	FC1L_080S16	Standard	10.33	22113	802623	0.000	0.000	2.315		1232	22-Feb-21	12:12:50	dd
3	FC046C-CAL,, /01	FC1L_080S17	Standard	10.33	47507	874211	0.000	0.000	4.567		1626	22-Feb-21	12:25:55	db
4	FC046D-CAL,, /01	FC1L_080S18	Standard	10.33	106400	753529	0.000	0.000	11.867		3646	22-Feb-21	12:38:52	db
5	FC046E-CAL,, /01	FC1L_080S19	Standard	10.33	246427	735931	0.000	0.000	28.142		10337	22-Feb-21	12:51:57	db
6	FC046F-CAL,, /01	FC1L_080S20	Standard	10.33	514546	769918	0.000	0.000	56.167		7331	22-Feb-21	13:04:54	dd
7	FC046G-CAL,, /01	FC1L_080S21	Standard	10.33	942696	727171	0.000	0.000	108.952		25507	22-Feb-21	13:17:59	db
8	FC046H-CAL,, /01	FC1L_080S22	Standard	10.33	2372240	726658	0.000	0.000	274.366		43120	22-Feb-21	13:30:56	db
9	FC046I-CAL,, /01	FC1L_080S23	Standard	10.33	10367685	704916	0.000	0.000	1236.078		50264	22-Feb-21	13:44:01	db
10	FC046J-CAL,, /01	FC1L_080S24	Standard	10.33	32540972	618244	0.000	0.000	4423.565		78804	22-Feb-21	13:56:58	db

Compound name: N-EtFOSE
Response Factor: 1.18987
RRF SD: 0.0757467, % Relative SD: 6.36598
Response type: Internal Std (Ref 106), Area * (IS Conc. / IS Area)
Curve type: RF

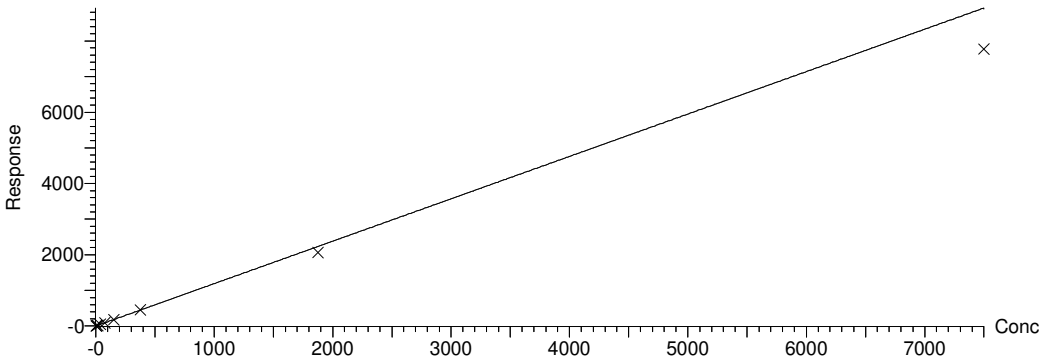

PV by TCH, SV by hh 10-Jun-21 Conc. & LOD unit = ng

Quantify Compound Summary Report **MassLynx MassLynx V4.1 SCN909**
SGS Axys Analytical Services, Ltd.

Dataset: G:\Masslynx\Inst_L\PFAS\quanfile\FC1L_080-a6.qld

Last Altered: Wednesday, June 09, 2021 15:38:41 Pacific Daylight Time
Printed: Thursday, June 10, 2021 10:10:18 Pacific Daylight Time

Compound name: N-EtFOSE-II

#	ID	Name	Type	RT	Area	IS Area	Std. Conc	RRF	Conc.	%Rec	S/N	Acq.Date	Acq.Time	Flags
2	FC046B-CAL,, /01	FC1L_080S16	Standard	10.21	3853	802623	0.000	0.000	0.403		158	22-Feb-21	12:12:50	dd
3	FC046C-CAL,, /01	FC1L_080S17	Standard	10.21	8171	874211	0.000	0.000	0.786		224	22-Feb-21	12:25:55	dd
4	FC046D-CAL,, /01	FC1L_080S18	Standard	10.22	17642	753529	0.000	0.000	1.968		483	22-Feb-21	12:38:52	dd
5	FC046E-CAL,, /01	FC1L_080S19	Standard	10.22	43618	735931	0.000	0.000	4.981		1362	22-Feb-21	12:51:57	dd
6	FC046F-CAL,, /01	FC1L_080S20	Standard	10.21	91811	769918	0.000	0.000	10.022		966	22-Feb-21	13:04:54	dd
7	FC046G-CAL,, /01	FC1L_080S21	Standard	10.21	171492	727171	0.000	0.000	19.820		3510	22-Feb-21	13:17:59	dd
8	FC046H-CAL,, /01	FC1L_080S22	Standard	10.21	420435	726658	0.000	0.000	48.626		6177	22-Feb-21	13:30:56	dd
9	FC046I-CAL,, /01	FC1L_080S23	Standard	10.21	2097908	704916	0.000	0.000	250.121		8025	22-Feb-21	13:44:01	dd
10	FC046J-CAL,, /01	FC1L_080S24	Standard	10.22	7997463	618244	0.000	0.000	1087.162		16403	22-Feb-21	13:56:58	dd

Compound name: N-EtFOSE
Response Factor: 1.18987
RRF SD: 0.0757467, % Relative SD: 6.36598
Response type: Internal Std (Ref 106), Area * (IS Conc. / IS Area)
Curve type: RF

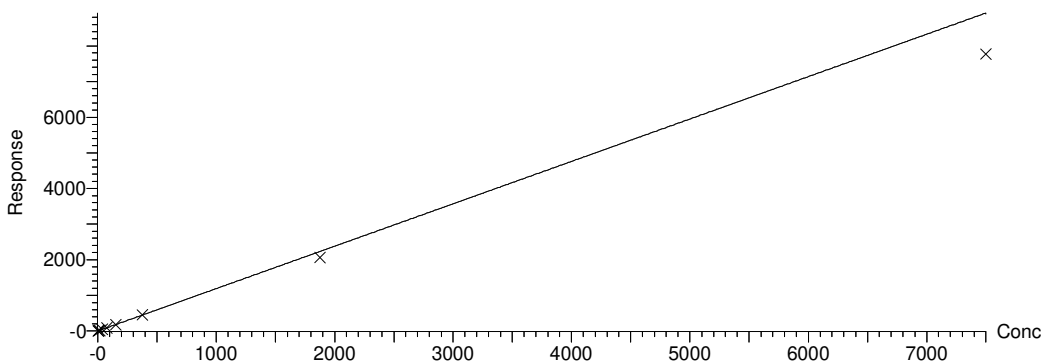

PV by TCH, SV by hh 10-Jun-21 Conc. & LOD unit = ng

Quantify Compound Summary Report **MassLynx MassLynx V4.1 SCN909**
SGS Axys Analytical Services, Ltd.

Dataset: G:\Masslynx\Inst_L\PFAS\quanfile\FC1L_080-a6.qld

Last Altered: Wednesday, June 09, 2021 15:38:41 Pacific Daylight Time
Printed: Thursday, June 10, 2021 10:10:18 Pacific Daylight Time

Compound name: N-EtFOSE-III

#	ID	Name	Type	RT	Area	IS Area	Std. Conc	RRF	Conc.	%Rec	S/N	Acq.Date	Acq.Time	Flags
2	FC046B-CAL,, /01	FC1L_080S16	Standard	10.15	4463	802623	0.000	0.000	0.467		164	22-Feb-21	12:12:50	dd
3	FC046C-CAL,, /01	FC1L_080S17	Standard	10.15	9129	874211	0.000	0.000	0.878		217	22-Feb-21	12:25:55	bd
4	FC046D-CAL,, /01	FC1L_080S18	Standard	10.16	20631	753529	0.000	0.000	2.301		477	22-Feb-21	12:38:52	dd
5	FC046E-CAL,, /01	FC1L_080S19	Standard	10.15	46122	735931	0.000	0.000	5.267		1336	22-Feb-21	12:51:57	dd
6	FC046F-CAL,, /01	FC1L_080S20	Standard	10.15	99892	769918	0.000	0.000	10.904		997	22-Feb-21	13:04:54	dd
7	FC046G-CAL,, /01	FC1L_080S21	Standard	10.15	186397	727171	0.000	0.000	21.543		3463	22-Feb-21	13:17:59	dd
8	FC046H-CAL,, /01	FC1L_080S22	Standard	10.15	492245	726658	0.000	0.000	56.932		5954	22-Feb-21	13:30:56	dd
9	FC046I-CAL,, /01	FC1L_080S23	Standard	10.15	2217423	704916	0.000	0.000	264.370		7491	22-Feb-21	13:44:01	dd
10	FC046J-CAL,, /01	FC1L_080S24	Standard	10.16	7858755	618244	0.000	0.000	1068.306		12212	22-Feb-21	13:56:58	dd

Compound name: N-EtFOSE
Response Factor: 1.18987
RRF SD: 0.0757467, % Relative SD: 6.36598
Response type: Internal Std (Ref 106), Area * (IS Conc. / IS Area)
Curve type: RF

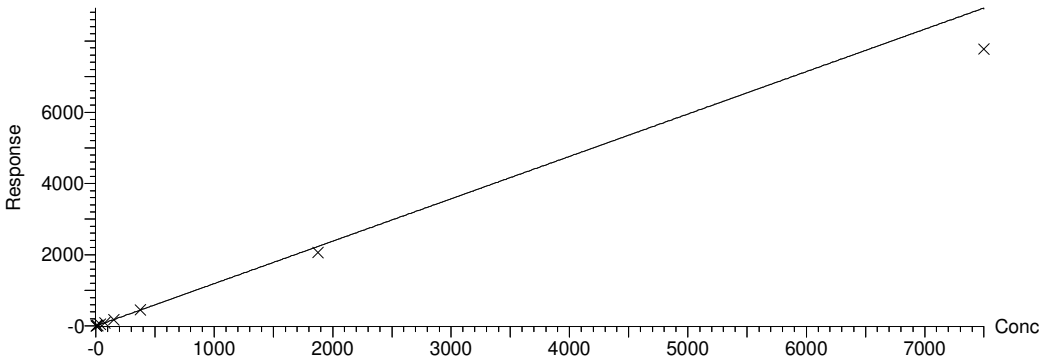

PV by TCH, SV by hh 10-Jun-21 Conc. & LOD unit = ng

Quantify Compound Summary Report **MassLynx MassLynx V4.1 SCN909**
SGS Axys Analytical Services, Ltd.

Dataset: G:\Masslynx\Inst_L\PFAS\quanfile\FC1L_080-a6.qld

Last Altered: Wednesday, June 09, 2021 15:38:41 Pacific Daylight Time
Printed: Thursday, June 10, 2021 10:10:18 Pacific Daylight Time

Compound name: N-EtFOSE-SUM

#	ID	Name	Type	RT	Area	IS Area	Std. Conc	RRF	Conc.	%Rec	S/N	Acq.Date	Acq.Time	Flags
2	FC046B-CAL,, /01	FC1L_080S16	Standard		30429	802623	0.000		3.186			22-Feb-21	12:12:50	
3	FC046C-CAL,, /01	FC1L_080S17	Standard		64807	874211	0.000		6.230			22-Feb-21	12:25:55	
4	FC046D-CAL,, /01	FC1L_080S18	Standard		144674	753529	0.000		16.136			22-Feb-21	12:38:52	
5	FC046E-CAL,, /01	FC1L_080S19	Standard		336167	735931	0.000		38.390			22-Feb-21	12:51:57	
6	FC046F-CAL,, /01	FC1L_080S20	Standard		706248	769918	0.000		77.093			22-Feb-21	13:04:54	
7	FC046G-CAL,, /01	FC1L_080S21	Standard		1300585	727171	0.000		150.316			22-Feb-21	13:17:59	
8	FC046H-CAL,, /01	FC1L_080S22	Standard		3284920	726658	0.000		379.924			22-Feb-21	13:30:56	
9	FC046I-CAL,, /01	FC1L_080S23	Standard		14683016	704916	0.000		1750.569			22-Feb-21	13:44:01	
10	FC046J-CAL,, /01	FC1L_080S24	Standard		48397190	618244	0.000		6579.032			22-Feb-21	13:56:58	

Compound name: N-EtFOSE
Response Factor: 1.18987
RRF SD: 0.0757467, % Relative SD: 6.36598
Response type: Internal Std (Ref 106), Area * (IS Conc. / IS Area)
Curve type: RF

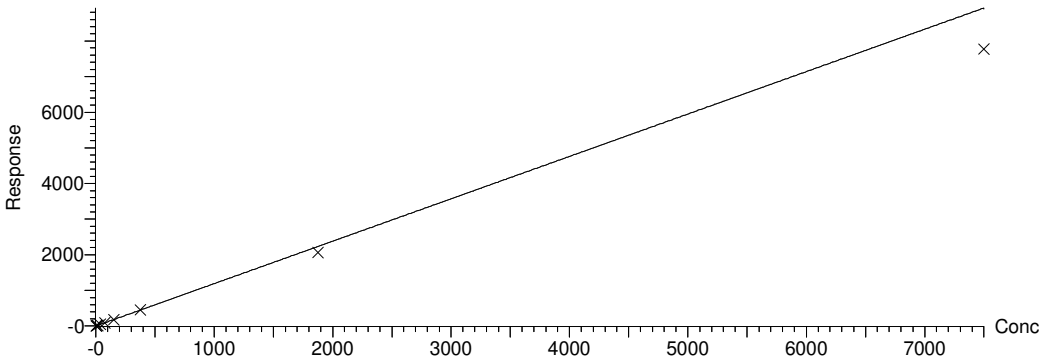

PV by TCH, SV by hh 10-Jun-21 Conc. & LOD unit = ng

Quantify Compound Summary Report **MassLynx MassLynx V4.1 SCN909**
SGS Axys Analytical Services, Ltd.

Dataset: G:\Masslynx\Inst_L\PFAS\quanfile\FC1L_080-a6.qld

Last Altered: Wednesday, June 09, 2021 15:38:41 Pacific Daylight Time
Printed: Thursday, June 10, 2021 10:10:18 Pacific Daylight Time

Compound name: N-EtFOSE

#	ID	Name	Type	RT	Area	IS Area	Std. Conc	RRF	Conc.	%Rec	S/N	Acq.Date	Acq.Time	Flags
2	FC046B-CAL,, /01	FC1L_080S16	Standard	10.33	30188	802623	3.000	1.254	3.161	105.4	1232	22-Feb-21	12:12:50	MM
3	FC046C-CAL,, /01	FC1L_080S17	Standard	10.33	65174	874211	6.000	1.243	6.266	104.4	1627	22-Feb-21	12:25:55	MM
4	FC046D-CAL,, /01	FC1L_080S18	Standard	10.33	143591	753529	15.000	1.270	16.015	106.8	3645	22-Feb-21	12:38:52	MM
5	FC046E-CAL,, /01	FC1L_080S19	Standard	10.33	333965	735931	37.500	1.210	38.139	101.7	10332	22-Feb-21	12:51:57	MM
6	FC046F-CAL,, /01	FC1L_080S20	Standard	10.33	701264	769918	75.000	1.214	76.549	102.1	7330	22-Feb-21	13:04:54	MM
7	FC046G-CAL,, /01	FC1L_080S21	Standard	10.33	1291840	727171	150.000	1.184	149.305	99.5	25501	22-Feb-21	13:17:59	MM
8	FC046H-CAL,, /01	FC1L_080S22	Standard	10.33	3258977	726658	375.000	1.196	376.923	100.5	43097	22-Feb-21	13:30:56	MM
9	FC046I-CAL,, /01	FC1L_080S23	Standard	10.33	14551030	704916	1875.000	1.101	1734.833	92.5	50234	22-Feb-21	13:44:01	MM
10	FC046J-CAL,, /01	FC1L_080S24	Standard	10.33	48053316	618244	7500.000	1.036	6532.287	87.1	78791	22-Feb-21	13:56:58	MM

Compound name: N-EtFOSE
Response Factor: 1.18987
RRF SD: 0.0757467, % Relative SD: 6.36598
Response type: Internal Std (Ref 106), Area * (IS Conc. / IS Area)
Curve type: RF

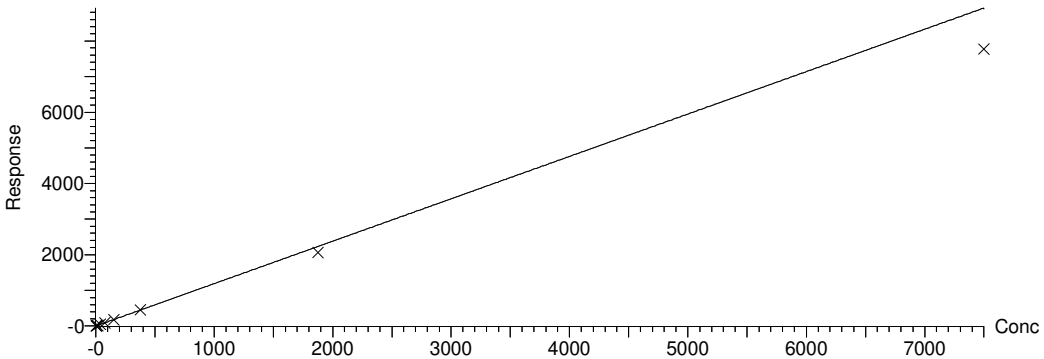

PV by TCH, SV by hh 10-Jun-21 Conc. & LOD unit = ng

Quantify Compound Summary Report **MassLynx MassLynx V4.1 SCN909**
SGS Axys Analytical Services, Ltd.

Dataset: G:\Masslynx\Inst_L\PFAS\quanfile\FC1L_080-a6.qld

Last Altered: Wednesday, June 09, 2021 15:38:41 Pacific Daylight Time
Printed: Thursday, June 10, 2021 10:10:18 Pacific Daylight Time

Compound name: HFPO-DA

#	ID	Name	Type	RT	Area	IS Area	Std. Conc	RRF	Conc.	%Rec	S/N	Acq.Date	Acq.Time	Flags
2	FC046B-CAL,, /01	FC1L_080S16	Standard	5.12	3599	81464	1.520	1.163	1.617	106.4	5196	22-Feb-21	12:12:50	bb
3	FC046C-CAL,, /01	FC1L_080S17	Standard	5.11	8360	88875	3.040	1.238	3.442	113.2	8063	22-Feb-21	12:25:55	bb
4	FC046D-CAL,, /01	FC1L_080S18	Standard	5.12	16703	77506	7.600	1.134	7.886	103.8	12000	22-Feb-21	12:38:52	bb
5	FC046E-CAL,, /01	FC1L_080S19	Standard	5.11	39447	75503	19.000	1.100	19.118	100.6	22337	22-Feb-21	12:51:57	bb
6	FC046F-CAL,, /01	FC1L_080S20	Standard	5.12	80452	78540	38.000	1.078	37.484	98.6	221291	22-Feb-21	13:04:54	bb
7	FC046G-CAL,, /01	FC1L_080S21	Standard	5.11	141662	73364	76.000	1.016	70.659	93.0	11560	22-Feb-21	13:17:59	bb
8	FC046H-CAL,, /01	FC1L_080S22	Standard	5.11	342146	68288	190.000	1.055	183.341	96.5	44064	22-Feb-21	13:30:56	bb
9	FC046I-CAL,, /01	FC1L_080S23	Standard	5.11	1189275	52112	950.000	0.961	835.100	87.9	195313	22-Feb-21	13:44:01	bb
10	FC046J-CAL,, /01	FC1L_080S24	Standard	5.11	2460620	31606	3800.000	0.820	2848.870	75.0	158135	22-Feb-21	13:56:58	bbX

Compound name: HFPO-DA
Response Factor: 1.09311
RRF SD: 0.0866562, % Relative SD: 7.9275
Response type: Internal Std (Ref 107), Area * (IS Conc. / IS Area)
Curve type: RF

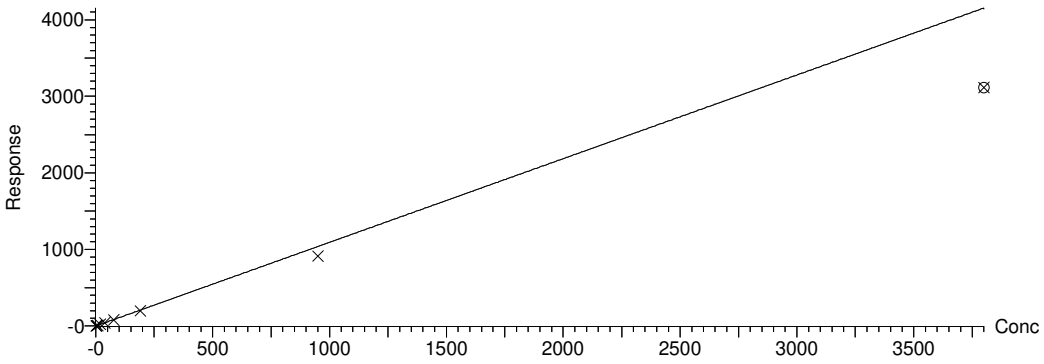

PV by TCH, SV by hh 10-Jun-21 Conc. & LOD unit = ng

Quantify Compound Summary Report **MassLynx MassLynx V4.1 SCN909**
SGS Axys Analytical Services, Ltd.

Dataset: G:\Masslynx\Inst_L\PFAS\quanfile\FC1L_080-a6.qld

Last Altered: Wednesday, June 09, 2021 15:38:41 Pacific Daylight Time
Printed: Thursday, June 10, 2021 10:10:18 Pacific Daylight Time

Compound name: ADONA

#	ID	Name	Type	RT	Area	IS Area	Std. Conc	RRF	Conc.	%Rec	S/N	Acq.Date	Acq.Time	Flags
2	FC046B-CAL,, /01	FC1L_080S16	Standard	5.62	23716	81464	1.600	7.278	1.660	103.7	2359	22-Feb-21	12:12:50	bb
3	FC046C-CAL,, /01	FC1L_080S17	Standard	5.62	52084	88875	3.200	7.326	3.341	104.4	10016	22-Feb-21	12:25:55	bb
4	FC046D-CAL,, /01	FC1L_080S18	Standard	5.62	107454	77506	8.000	6.932	7.903	98.8	21032	22-Feb-21	12:38:52	MM
5	FC046E-CAL,, /01	FC1L_080S19	Standard	5.61	254906	75503	20.000	6.752	19.246	96.2	26855	22-Feb-21	12:51:57	db
6	FC046F-CAL,, /01	FC1L_080S20	Standard	5.62	550006	78540	40.000	7.003	39.920	99.8	44899	22-Feb-21	13:04:54	db
7	FC046G-CAL,, /01	FC1L_080S21	Standard	5.61	991959	73364	80.000	6.761	77.078	96.3	34217	22-Feb-21	13:17:59	db
8	FC046H-CAL,, /01	FC1L_080S22	Standard	5.61	2441385	68288	200.000	7.150	203.800	101.9	77678	22-Feb-21	13:30:56	db
9	FC046I-CAL,, /01	FC1L_080S23	Standard	5.61	9033281	52112	1000.000	6.934	988.144	98.8	196308	22-Feb-21	13:44:01	db
10	FC046J-CAL,, /01	FC1L_080S24	Standard	5.61	23286564	31606	4000.000	7.368	4200.030	105.0	309985	22-Feb-21	13:56:58	dbX

Compound name: ADONA
Response Factor: 7.0169
RRF SD: 0.217559, % Relative SD: 3.1005
Response type: Internal Std (Ref 107), Area * (IS Conc. / IS Area)
Curve type: RF

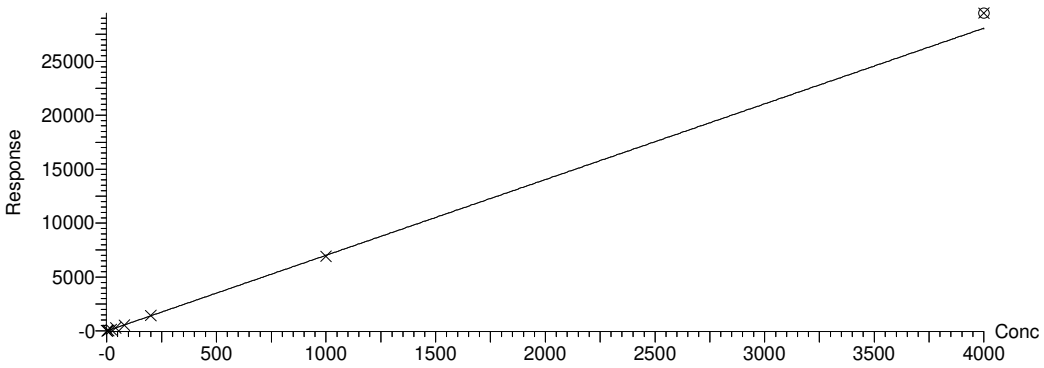

PV by TCH, SV by hh 10-Jun-21 Conc. & LOD unit = ng

Quantify Compound Summary Report **MassLynx MassLynx V4.1 SCN909**
SGS Axys Analytical Services, Ltd.

Dataset: G:\Masslynx\Inst_L\PFAS\quanfile\FC1L_080-a6.qld

Last Altered: Wednesday, June 09, 2021 15:38:41 Pacific Daylight Time
Printed: Thursday, June 10, 2021 10:10:18 Pacific Daylight Time

Compound name: 9Cl-PF3ONS

#	ID	Name	Type	RT	Area	IS Area	Std. Conc	RRF	Conc.	%Rec	S/N	Acq.Date	Acq.Time	Flags
2	FC046B-CAL,, /01	FC1L_080S16	Standard	7.81	6733	81464	1.603	2.062	1.662	103.7	447	22-Feb-21	12:12:50	MM
3	FC046C-CAL,, /01	FC1L_080S17	Standard	7.80	15011	88875	3.206	2.107	3.396	105.9	1767	22-Feb-21	12:25:55	bb
4	FC046D-CAL,, /01	FC1L_080S18	Standard	7.81	32179	77506	8.015	2.072	8.349	104.2	3491	22-Feb-21	12:38:52	bb
5	FC046E-CAL,, /01	FC1L_080S19	Standard	7.80	75649	75503	20.038	2.000	20.147	100.5	12943	22-Feb-21	12:51:57	bb
6	FC046F-CAL,, /01	FC1L_080S20	Standard	7.80	151706	78540	40.076	1.928	38.841	96.9	20019	22-Feb-21	13:04:54	bb
7	FC046G-CAL,, /01	FC1L_080S21	Standard	7.80	274143	73364	80.152	1.865	75.140	93.7	61080	22-Feb-21	13:17:59	bb
8	FC046H-CAL,, /01	FC1L_080S22	Standard	7.80	678582	68288	200.380	1.984	199.816	99.7	99915	22-Feb-21	13:30:56	bb
9	FC046I-CAL,, /01	FC1L_080S23	Standard	7.80	2474274	52112	1001.900	1.896	954.736	95.3	264362	22-Feb-21	13:44:01	bb
10	FC046J-CAL,, /01	FC1L_080S24	Standard	7.80	6255242	31606	4007.600	1.975	3979.714	99.3	138532	22-Feb-21	13:56:58	bbX

Compound name: 9Cl-PF3ONS
Response Factor: 1.98923
RRF SD: 0.0880774, % Relative SD: 4.42772
Response type: Internal Std (Ref 107), Area * (IS Conc. / IS Area)
Curve type: RF

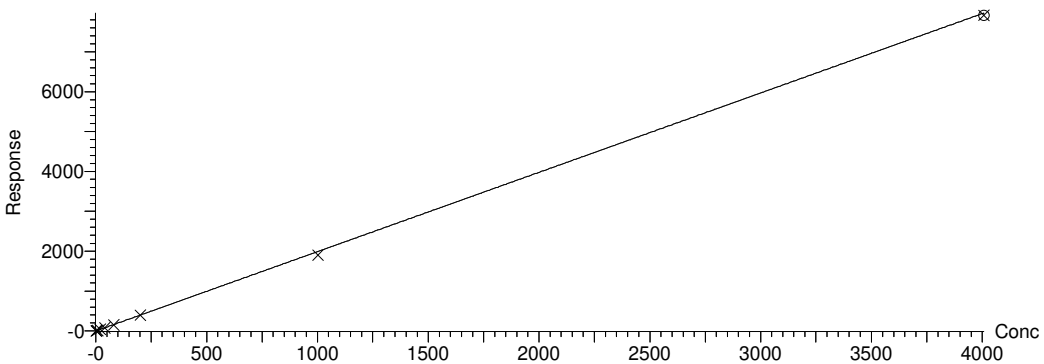

PV by TCH, SV by hh 10-Jun-21 Conc. & LOD unit = ng

Quantify Compound Summary Report **MassLynx MassLynx V4.1 SCN909**
SGS Axys Analytical Services, Ltd.

Dataset: G:\Masslynx\Inst_L\PFAS\quanfile\FC1L_080-a6.qld

Last Altered: Wednesday, June 09, 2021 15:38:41 Pacific Daylight Time
Printed: Thursday, June 10, 2021 10:10:18 Pacific Daylight Time

Compound name: 11Cl-PF3OUdS

#	ID	Name	Type	RT	Area	IS Area	Std. Conc	RRF	Conc.	%Rec	S/N	Acq.Date	Acq.Time	Flags
2	FC046B-CAL,, /01	FC1L_080S16	Standard	8.38	3442	81464	1.603	1.055	1.573	98.2	517	22-Feb-21	12:12:50	bb
3	FC046C-CAL,, /01	FC1L_080S17	Standard	8.37	7879	88875	3.205	1.106	3.300	103.0	835	22-Feb-21	12:25:55	bb
4	FC046D-CAL,, /01	FC1L_080S18	Standard	8.38	16430	77506	8.013	1.058	7.892	98.5	3336	22-Feb-21	12:38:52	bb
5	FC046E-CAL,, /01	FC1L_080S19	Standard	8.37	39254	75503	20.032	1.038	19.354	96.6	6264	22-Feb-21	12:51:57	bb
6	FC046F-CAL,, /01	FC1L_080S20	Standard	8.37	80486	78540	40.064	1.023	38.149	95.2	12378	22-Feb-21	13:04:54	bb
7	FC046G-CAL,, /01	FC1L_080S21	Standard	8.37	155739	73364	80.128	1.060	79.027	98.6	14215	22-Feb-21	13:17:59	bd
8	FC046H-CAL,, /01	FC1L_080S22	Standard	8.37	381457	68288	200.320	1.115	207.950	103.8	15453	22-Feb-21	13:30:56	bb
9	FC046I-CAL,, /01	FC1L_080S23	Standard	8.38	1487758	52112	1001.600	1.140	1062.800	106.1	136586	22-Feb-21	13:44:01	bb
10	FC046J-CAL,, /01	FC1L_080S24	Standard	8.37	4021693	31606	4006.400	1.270	4736.966	118.2	69416	22-Feb-21	13:56:58	bbX

Compound name: 11Cl-PF3OUdS
Response Factor: 1.07449
RRF SD: 0.0411122, % Relative SD: 3.82622
Response type: Internal Std (Ref 107), Area * (IS Conc. / IS Area)
Curve type: RF

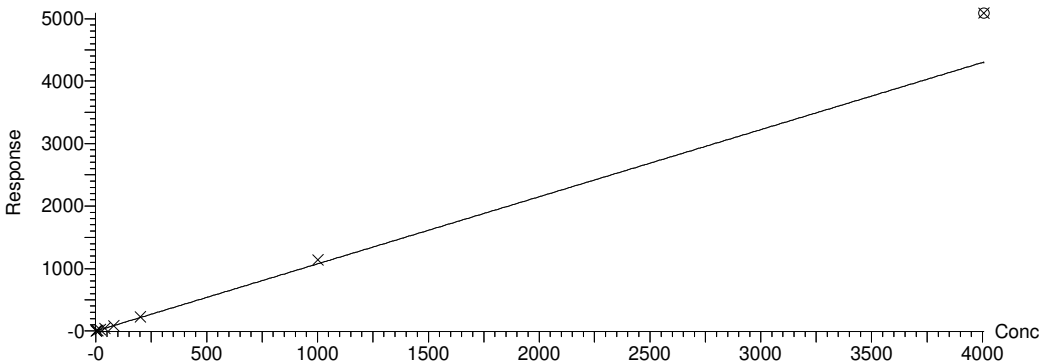

PV by TCH, SV by hh 10-Jun-21 Conc. & LOD unit = ng

Quantify Compound Summary Report **MassLynx MassLynx V4.1 SCN909**
SGS Axys Analytical Services, Ltd.

Dataset: G:\Masslynx\Inst_L\PFAS\quanfile\FC1L_080-a6.qld

Last Altered: Wednesday, June 09, 2021 15:38:41 Pacific Daylight Time
Printed: Thursday, June 10, 2021 10:10:18 Pacific Daylight Time

Compound name: 3:3 FTCA

#	ID	Name	Type	RT	Area	IS Area	Std. Conc	RRF	Conc.	%Rec	S/N	Acq.Date	Acq.Time	Flags
2	FC046B-CAL,, /01	FC1L_080S16	Standard	3.74	609	101027	1.600	0.075	1.455	90.9	155	22-Feb-21	12:12:50	MM
3	FC046C-CAL,, /01	FC1L_080S17	Standard	3.74	1391	112938	3.200	0.077	2.972	92.9	178	22-Feb-21	12:25:55	MM
4	FC046D-CAL,, /01	FC1L_080S18	Standard	3.73	3174	97669	8.000	0.081	7.843	98.0	521	22-Feb-21	12:38:52	MM
5	FC046E-CAL,, /01	FC1L_080S19	Standard	3.72	7897	96917	20.000	0.081	19.666	98.3	130	22-Feb-21	12:51:57	bb
6	FC046F-CAL,, /01	FC1L_080S20	Standard	3.73	15606	95917	40.000	0.081	39.268	98.2	827	22-Feb-21	13:04:54	MM
7	FC046G-CAL,, /01	FC1L_080S21	Standard	3.73	29840	92126	80.000	0.081	78.174	97.7	972	22-Feb-21	13:17:59	MM
8	FC046H-CAL,, /01	FC1L_080S22	Standard	3.73	76795	90789	200.000	0.085	204.146	102.1	2845	22-Feb-21	13:30:56	MM
9	FC046I-CAL,, /01	FC1L_080S23	Standard	3.72	386748	76569	1000.000	0.101	1219.029	121.9	7748	22-Feb-21	13:44:01	MM
10	FC046J-CAL,, /01	FC1L_080S24	Standard	3.72	1478921	50760	4000.000	0.146	7031.684	175.8	10770	22-Feb-21	13:56:58	MMX

Compound name: 3:3 FTCA
Response Factor: 0.0828689
RRF SD: 0.00787902, % Relative SD: 9.50781
Response type: Internal Std (Ref 85), Area * (IS Conc. / IS Area)
Curve type: RF

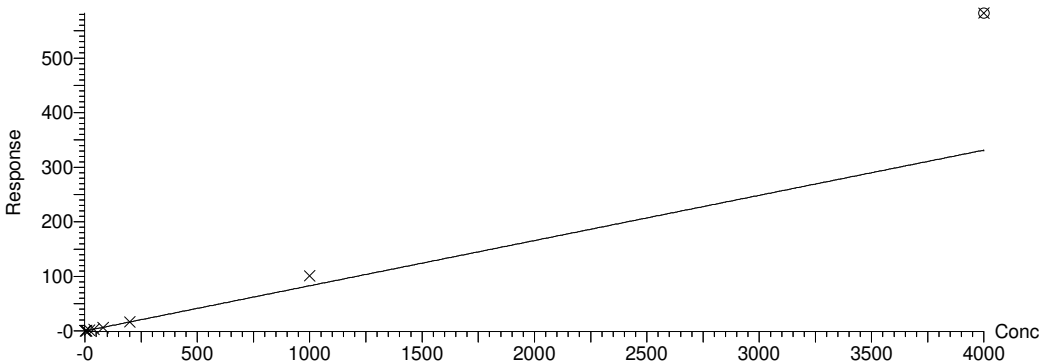

PV by TCH, SV by hh 10-Jun-21 Conc. & LOD unit = ng

Quantify Compound Summary Report **MassLynx MassLynx V4.1 SCN909**
SGS Axys Analytical Services, Ltd.

Dataset: G:\Masslynx\Inst_L\PFAS\quanfile\FC1L_080-a6.qld

Last Altered: Wednesday, June 09, 2021 15:38:41 Pacific Daylight Time
Printed: Thursday, June 10, 2021 10:10:18 Pacific Daylight Time

Compound name: 5:3 FTCA

#	ID	Name	Type	RT	Area	IS Area	Std. Conc	RRF	Conc.	%Rec	S/N	Acq.Date	Acq.Time	Flags
2	FC046B-CAL,, /01	FC1L_080S16	Standard	5.21	7982	41023	10.000	0.195	11.307	113.1	6902	22-Feb-21	12:12:50	MM
3	FC046C-CAL,, /01	FC1L_080S17	Standard	5.21	16719	45877	20.000	0.182	21.178	105.9	2039	22-Feb-21	12:25:55	MM
4	FC046D-CAL,, /01	FC1L_080S18	Standard	5.21	35145	41379	50.000	0.170	49.357	98.7	18300	22-Feb-21	12:38:52	bb
5	FC046E-CAL,, /01	FC1L_080S19	Standard	5.21	84311	38631	125.000	0.175	126.830	101.5	4907	22-Feb-21	12:51:57	bd
6	FC046F-CAL,, /01	FC1L_080S20	Standard	5.21	164552	40745	250.000	0.162	234.691	93.9	24617	22-Feb-21	13:04:54	bb
7	FC046G-CAL,, /01	FC1L_080S21	Standard	5.21	314376	40248	500.000	0.156	453.911	90.8	21621	22-Feb-21	13:17:59	bb
8	FC046H-CAL,, /01	FC1L_080S22	Standard	5.21	805182	38220	1250.000	0.169	1224.241	97.9	173566	22-Feb-21	13:30:56	bb
9	FC046I-CAL,, /01	FC1L_080S23	Standard	5.21	3575615	33832	6250.000	0.169	6141.656	98.3	117900	22-Feb-21	13:44:01	bb
10	FC046J-CAL,, /01	FC1L_080S24	Standard	5.21	1583	24461	25000.000	0.000	3.762	0.0	31	22-Feb-21	13:56:58	MMX

Compound name: 5:3 FTCA
Response Factor: 0.17208
RRF SD: 0.011975, % Relative SD: 6.95897
Response type: Internal Std (Ref 86), Area * (IS Conc. / IS Area)
Curve type: RF

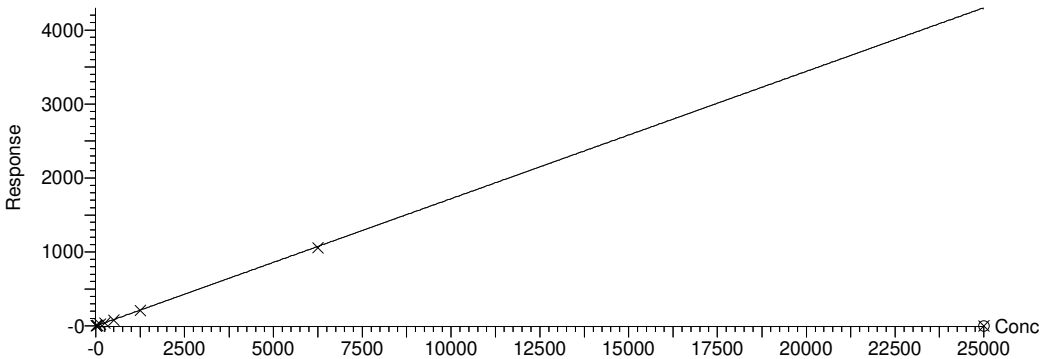

PV by TCH, SV by hh 10-Jun-21 Conc. & LOD unit = ng

Quantify Compound Summary Report **MassLynx MassLynx V4.1 SCN909**
SGS Axys Analytical Services, Ltd.

Dataset: G:\Masslynx\Inst_L\PFAS\quanfile\FC1L_080-a6.qld

Last Altered: Wednesday, June 09, 2021 15:38:41 Pacific Daylight Time
Printed: Thursday, June 10, 2021 10:10:18 Pacific Daylight Time

Compound name: 7:3 FTCA

#	ID	Name	Type	RT	Area	IS Area	Std. Conc	RRF	Conc.	%Rec	S/N	Acq.Date	Acq.Time	Flags
2	FC046B-CAL,, /01	FC1L_080S16	Standard	6.73	4236	41023	10.000	0.103	10.283	102.8	246	22-Feb-21	12:12:50	db
3	FC046C-CAL,, /01	FC1L_080S17	Standard	6.72	9409	45877	20.000	0.103	20.426	102.1	4261	22-Feb-21	12:25:55	db
4	FC046D-CAL,, /01	FC1L_080S18	Standard	6.72	20389	41379	50.000	0.099	49.071	98.1	4529	22-Feb-21	12:38:52	db
5	FC046E-CAL,, /01	FC1L_080S19	Standard	6.72	48075	38631	125.000	0.100	123.939	99.2	1985	22-Feb-21	12:51:57	db
6	FC046F-CAL,, /01	FC1L_080S20	Standard	6.72	99488	40745	250.000	0.098	243.172	97.3	2417	22-Feb-21	13:04:54	dd
7	FC046G-CAL,, /01	FC1L_080S21	Standard	6.72	186716	40248	500.000	0.093	462.013	92.4	11693	22-Feb-21	13:17:59	bd
8	FC046H-CAL,, /01	FC1L_080S22	Standard	6.72	480504	38220	1250.000	0.101	1252.048	100.2	14318	22-Feb-21	13:30:56	MM
9	FC046I-CAL,, /01	FC1L_080S23	Standard	6.71	2291119	33832	6250.000	0.108	6744.242	107.9	19856	22-Feb-21	13:44:01	MM
10	FC046J-CAL,, /01	FC1L_080S24	Standard	6.71	1236	24461	25000.000	0.000	5.031	0.0	31	22-Feb-21	13:56:58	ddX

Compound name: 7:3 FTCA
Response Factor: 0.100411
RRF SD: 0.00456163, % Relative SD: 4.54297
Response type: Internal Std (Ref 86), Area * (IS Conc. / IS Area)
Curve type: RF

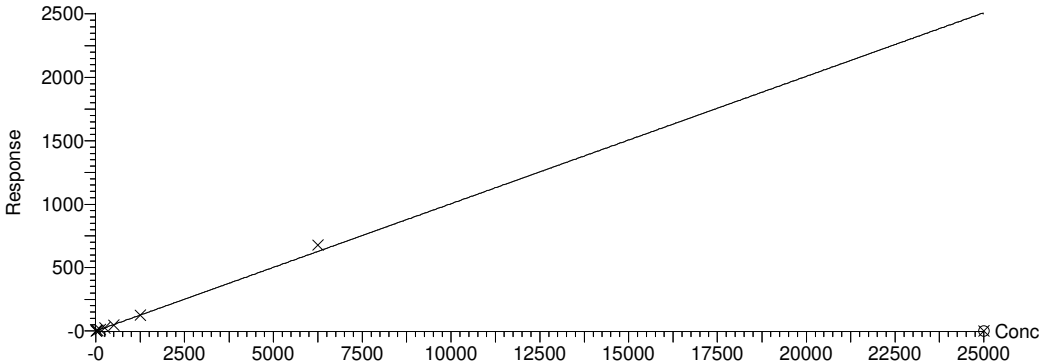

PV by TCH, SV by hh 10-Jun-21 Conc. & LOD unit = ng

Quantify Compound Summary Report **MassLynx MassLynx V4.1 SCN909**
SGS Axys Analytical Services, Ltd.

Dataset: G:\Masslynx\Inst_L\PFAS\quanfile\FC1L_080-a6.qld

Last Altered: Wednesday, June 09, 2021 15:38:41 Pacific Daylight Time
Printed: Thursday, June 10, 2021 10:10:18 Pacific Daylight Time

Compound name: PFEESA

#	ID	Name	Type	RT	Area	IS Area	Std. Conc	RRF	Conc.	%Rec	S/N	Acq.Date	Acq.Time	Flags
2	FC046B-CAL,, /01	FC1L_080S16	Standard	5.13	6103	41023	0.400	3.719	0.471	117.8	1196	22-Feb-21	12:12:50	MM
3	FC046C-CAL,, /01	FC1L_080S17	Standard	5.13	11988	45877	0.800	3.266	0.827	103.4	1697	22-Feb-21	12:25:55	MM
4	FC046D-CAL,, /01	FC1L_080S18	Standard	5.13	25730	41379	2.000	3.109	1.969	98.5	4763	22-Feb-21	12:38:52	bb
5	FC046E-CAL,, /01	FC1L_080S19	Standard	5.13	62472	38631	5.000	3.234	5.121	102.4	16083	22-Feb-21	12:51:57	bb
6	FC046F-CAL,, /01	FC1L_080S20	Standard	5.13	125835	40745	10.000	3.088	9.780	97.8	18730	22-Feb-21	13:04:54	bb
7	FC046G-CAL,, /01	FC1L_080S21	Standard	5.13	237198	40248	20.000	2.947	18.662	93.3	44618	22-Feb-21	13:17:59	bb
8	FC046H-CAL,, /01	FC1L_080S22	Standard	5.13	611341	38220	50.000	3.199	50.650	101.3	103205	22-Feb-21	13:30:56	bb
9	FC046I-CAL,, /01	FC1L_080S23	Standard	5.13	2526170	33832	250.000	2.987	236.439	94.6	264726	22-Feb-21	13:44:01	bb
10	FC046J-CAL,, /01	FC1L_080S24	Standard	5.13	7025197	24461	1000.000	2.872	909.437	90.9	810626	22-Feb-21	13:56:58	bb

Compound name: PFEESA
Response Factor: 3.15798
RRF SD: 0.249341, % Relative SD: 7.89558
Response type: Internal Std (Ref 86), Area * (IS Conc. / IS Area)
Curve type: RF

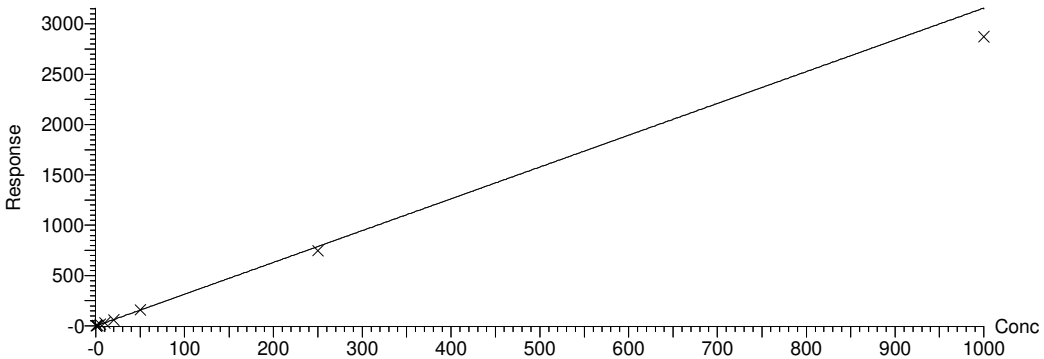

PV by TCH, SV by hh 10-Jun-21 Conc. & LOD unit = ng

Quantify Compound Summary Report **MassLynx MassLynx V4.1 SCN909**
SGS Axys Analytical Services, Ltd.

Dataset: G:\Masslynx\Inst_L\PFAS\quanfile\FC1L_080-a6.qld

Last Altered: Wednesday, June 09, 2021 15:38:41 Pacific Daylight Time
Printed: Thursday, June 10, 2021 10:10:18 Pacific Daylight Time

Compound name: PFMPA

#	ID	Name	Type	RT	Area	IS Area	Std. Conc	RRF	Conc.	%Rec	S/N	Acq.Date	Acq.Time	Flags
2	FC046B-CAL,, /01	FC1L_080S16	Standard	2.78	7196	101027	0.800	1.781	0.780	97.5	153	22-Feb-21	12:12:50	MM
3	FC046C-CAL,, /01	FC1L_080S17	Standard	2.78	15959	112938	1.600	1.766	1.547	96.7	365	22-Feb-21	12:25:55	bb
4	FC046D-CAL,, /01	FC1L_080S18	Standard	2.76	34144	97669	4.000	1.748	3.826	95.7	458	22-Feb-21	12:38:52	bb
5	FC046E-CAL,, /01	FC1L_080S19	Standard	2.76	81601	96917	10.000	1.684	9.215	92.2	1434	22-Feb-21	12:51:57	MM
6	FC046F-CAL,, /01	FC1L_080S20	Standard	2.77	165537	95917	20.000	1.726	18.889	94.4	2280	22-Feb-21	13:04:54	MM
7	FC046G-CAL,, /01	FC1L_080S21	Standard	2.77	316730	92126	40.000	1.719	37.629	94.1	1658	22-Feb-21	13:17:59	MM
8	FC046H-CAL,, /01	FC1L_080S22	Standard	2.76	811846	90789	100.000	1.788	97.870	97.9	5373	22-Feb-21	13:30:56	MM
9	FC046I-CAL,, /01	FC1L_080S23	Standard	2.76	3718030	76569	500.000	1.942	531.460	106.3	1867	22-Feb-21	13:44:01	MM
10	FC046J-CAL,, /01	FC1L_080S24	Standard	2.77	11631888	50760	2000.000	2.292	2508.050	125.4	2685	22-Feb-21	13:56:58	MM

Compound name: PFMPA
Response Factor: 1.82734
RRF SD: 0.18875, % Relative SD: 10.3292
Response type: Internal Std (Ref 85), Area * (IS Conc. / IS Area)
Curve type: RF

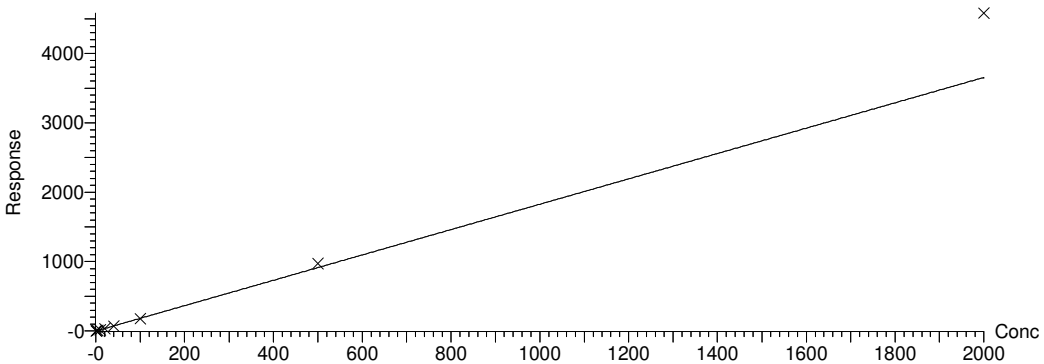

PV by TCH, SV by hh 10-Jun-21 Conc. & LOD unit = ng

Quantify Compound Summary Report **MassLynx MassLynx V4.1 SCN909**
SGS Axys Analytical Services, Ltd.

Dataset: G:\Masslynx\Inst_L\PFAS\quanfile\FC1L_080-a6.qld

Last Altered: Wednesday, June 09, 2021 15:38:41 Pacific Daylight Time
Printed: Thursday, June 10, 2021 10:10:18 Pacific Daylight Time

Compound name: PFMBA

#	ID	Name	Type	RT	Area	IS Area	Std. Conc	RRF	Conc.	%Rec	S/N	Acq.Date	Acq.Time	Flags
2	FC046B-CAL,, /01	FC1L_080S16	Standard	4.61	5020	101027	0.400	2.484	0.409	102.1	507	22-Feb-21	12:12:50	bb
3	FC046C-CAL,, /01	FC1L_080S17	Standard	4.61	10941	112938	0.800	2.422	0.797	99.6	1252	22-Feb-21	12:25:55	MM
4	FC046D-CAL,, /01	FC1L_080S18	Standard	4.60	22954	97669	2.000	2.350	1.932	96.6	3304	22-Feb-21	12:38:52	bb
5	FC046E-CAL,, /01	FC1L_080S19	Standard	4.60	55682	96917	5.000	2.298	4.724	94.5	8719	22-Feb-21	12:51:57	bb
6	FC046F-CAL,, /01	FC1L_080S20	Standard	4.60	111476	95917	10.000	2.324	9.556	95.6	12718	22-Feb-21	13:04:54	bb
7	FC046G-CAL,, /01	FC1L_080S21	Standard	4.60	214707	92126	20.000	2.331	19.163	95.8	30151	22-Feb-21	13:17:59	bb
8	FC046H-CAL,, /01	FC1L_080S22	Standard	4.60	514263	90789	50.000	2.266	46.574	93.1	57419	22-Feb-21	13:30:56	bb
9	FC046I-CAL,, /01	FC1L_080S23	Standard	4.60	2485070	76569	250.000	2.596	266.858	106.7	286542	22-Feb-21	13:44:01	bb
10	FC046J-CAL,, /01	FC1L_080S24	Standard	4.60	7156919	50760	1000.000	2.820	1159.298	115.9	894726	22-Feb-21	13:56:58	bb

Compound name: PFMBA
Response Factor: 2.43241
RRF SD: 0.178343, % Relative SD: 7.33194
Response type: Internal Std (Ref 85), Area * (IS Conc. / IS Area)
Curve type: RF

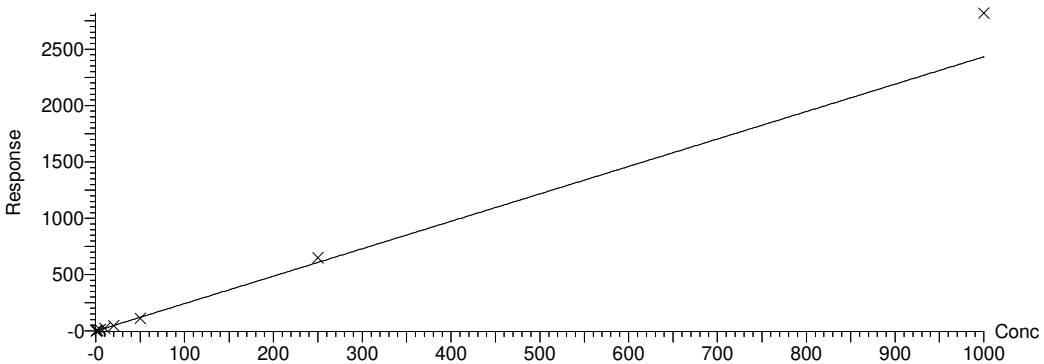

PV by TCH, SV by hh 10-Jun-21 Conc. & LOD unit = ng

Quantify Compound Summary Report **MassLynx MassLynx V4.1 SCN909**
SGS Axys Analytical Services, Ltd.

Dataset: G:\Masslynx\Inst_L\PFAS\quanfile\FC1L_080-a6.qld

Last Altered: Wednesday, June 09, 2021 15:38:41 Pacific Daylight Time
Printed: Thursday, June 10, 2021 10:10:18 Pacific Daylight Time

Compound name: NFDHA

#	ID	Name	Type	RT	Area	IS Area	Std. Conc	RRF	Conc.	%Rec	S/N	Acq.Date	Acq.Time	Flags
2	FC046B-CAL,, /01	FC1L_080S16	Standard	4.92	172	41023	0.800	0.053	0.969	121.2	19	22-Feb-21	12:12:50	MM
3	FC046C-CAL,, /01	FC1L_080S17	Standard	4.91	279	45877	1.600	0.038	1.401	87.6	99	22-Feb-21	12:25:55	MM
4	FC046D-CAL,, /01	FC1L_080S18	Standard	4.92	652	41379	4.000	0.039	3.636	90.9	394	22-Feb-21	12:38:52	MM
5	FC046E-CAL,, /01	FC1L_080S19	Standard	4.91	1389	38631	10.000	0.036	8.298	83.0	900	22-Feb-21	12:51:57	MM
6	FC046F-CAL,, /01	FC1L_080S20	Standard	4.91	4359	40745	20.000	0.053	24.683	123.4	5018	22-Feb-21	13:04:54	MM
7	FC046G-CAL,, /01	FC1L_080S21	Standard	4.91	7549	40248	40.000	0.047	43.276	108.2	4927	22-Feb-21	13:17:59	MM
8	FC046H-CAL,, /01	FC1L_080S22	Standard	4.91	14208	38220	100.000	0.037	85.770	85.8	11369	22-Feb-21	13:30:56	MM
9	FC046I-CAL,, /01	FC1L_080S23	Standard	4.91	44741	33832	500.000	0.026	305.126	61.0	15403	22-Feb-21	13:44:01	MMX
10	FC046J-CAL,, /01	FC1L_080S24	Standard	4.91	73	24461	2000.000	0.000	0.688	0.0	11	22-Feb-21	13:56:58	MMX

Compound name: NFDHA
Response Factor: 0.0433408
RRF SD: 0.00749147, % Relative SD: 17.285
Response type: Internal Std (Ref 86), Area * (IS Conc. / IS Area)
Curve type: RF

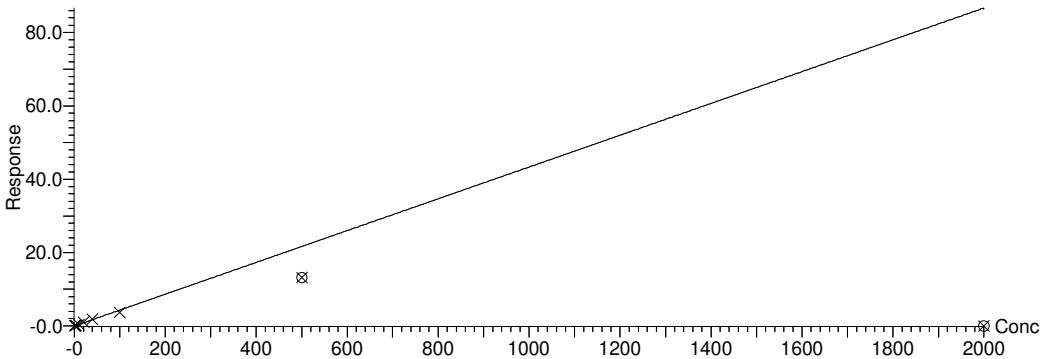

PV by TCH, SV by hh 10-Jun-21 Conc. & LOD unit = ng

Quantify Compound Summary Report **MassLynx MassLynx V4.1 SCN909**
SGS Axys Analytical Services, Ltd.

Dataset: G:\Masslynx\Inst_L\PFAS\quanfile\FC1L_080-a6.qld

Last Altered: Wednesday, June 09, 2021 15:38:41 Pacific Daylight Time
Printed: Thursday, June 10, 2021 10:10:18 Pacific Daylight Time

Compound name: 13C4-PFBA

#	ID	Name	Type	RT	Area	IS Area	Std. Conc	RRF	Conc.	%Rec	S/N	Acq.Date	Acq.Time	Flags
2	FC046B-CAL,, /01	FC1L_080S16	Standard	1.67	266288	113177	40.000	1.176	41.205	103.0	47966	22-Feb-21	12:12:50	MM
3	FC046C-CAL,, /01	FC1L_080S17	Standard	1.68	286128	122772	40.000	1.165	40.814	102.0	50278	22-Feb-21	12:25:55	MM
4	FC046D-CAL,, /01	FC1L_080S18	Standard	1.66	247666	108581	40.000	1.140	39.946	99.9	51859	22-Feb-21	12:38:52	bb
5	FC046E-CAL,, /01	FC1L_080S19	Standard	1.66	245774	105779	40.000	1.162	40.690	101.7	61461	22-Feb-21	12:51:57	bb
6	FC046F-CAL,, /01	FC1L_080S20	Standard	1.66	243172	107991	40.000	1.126	39.435	98.6	32841	22-Feb-21	13:04:54	bb
7	FC046G-CAL,, /01	FC1L_080S21	Standard	1.66	232710	103345	40.000	1.126	39.435	98.6	24463	22-Feb-21	13:17:59	bb
8	FC046H-CAL,, /01	FC1L_080S22	Standard	1.66	226018	99723	40.000	1.133	39.692	99.2	28452	22-Feb-21	13:30:56	bb
9	FC046I-CAL,, /01	FC1L_080S23	Standard	1.66	172655	76098	40.000	1.134	39.733	99.3	13553	22-Feb-21	13:44:01	bb
10	FC046J-CAL,, /01	FC1L_080S24	Standard	1.66	108520	48668	40.000	1.115	39.050	97.6	17038	22-Feb-21	13:56:58	bb

Compound name: 13C4-PFBA
Response Factor: 1.14203
RRF SD: 0.0209342, % Relative SD: 1.83308
Response type: Internal Std (Ref 108), Area * (IS Conc. / IS Area)
Curve type: RF

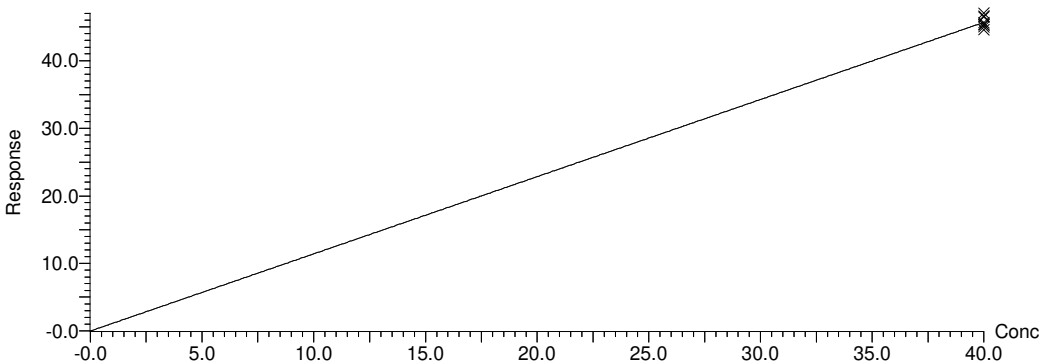

PV by TCH, SV by hh 10-Jun-21 Conc. & LOD unit = ng

Quantify Compound Summary Report **MassLynx MassLynx V4.1 SCN909**
SGS Axys Analytical Services, Ltd.

Dataset: G:\Masslynx\Inst_L\PFAS\quanfile\FC1L_080-a6.qld

Last Altered: Wednesday, June 09, 2021 15:38:41 Pacific Daylight Time
Printed: Thursday, June 10, 2021 10:10:18 Pacific Daylight Time

Compound name: 13C5-PFPeA

#	ID	Name	Type	RT	Area	IS Area	Std. Conc	RRF	Conc.	%Rec	S/N	Acq.Date	Acq.Time	Flags
2	FC046B-CAL,, /01	FC1L_080S16	Standard	4.35	101027	60990	20.000	0.828	20.151	100.8	32413	22-Feb-21	12:12:50	MM
3	FC046C-CAL,, /01	FC1L_080S17	Standard	4.35	112938	66489	20.000	0.849	20.663	103.3	36012	22-Feb-21	12:25:55	MM
4	FC046D-CAL,, /01	FC1L_080S18	Standard	4.35	97669	57829	20.000	0.844	20.546	102.7	19000	22-Feb-21	12:38:52	MM
5	FC046E-CAL,, /01	FC1L_080S19	Standard	4.34	96917	54956	20.000	0.882	21.453	107.3	32832	22-Feb-21	12:51:57	bb
6	FC046F-CAL,, /01	FC1L_080S20	Standard	4.34	95917	55145	20.000	0.870	21.159	105.8	24620	22-Feb-21	13:04:54	MM
7	FC046G-CAL,, /01	FC1L_080S21	Standard	4.34	92126	54819	20.000	0.840	20.444	102.2	15715	22-Feb-21	13:17:59	MM
8	FC046H-CAL,, /01	FC1L_080S22	Standard	4.34	90789	55963	20.000	0.811	19.735	98.7	14936	22-Feb-21	13:30:56	MM
9	FC046I-CAL,, /01	FC1L_080S23	Standard	4.34	76569	48620	20.000	0.787	19.158	95.8	14021	22-Feb-21	13:44:01	bd
10	FC046J-CAL,, /01	FC1L_080S24	Standard	4.34	50760	36998	20.000	0.686	16.690	83.4	373	22-Feb-21	13:56:58	MM

Compound name: 13C5-PFPeA
Response Factor: 0.822029
RRF SD: 0.0583968, % Relative SD: 7.10398
Response type: Internal Std (Ref 109), Area * (IS Conc. / IS Area)
Curve type: RF

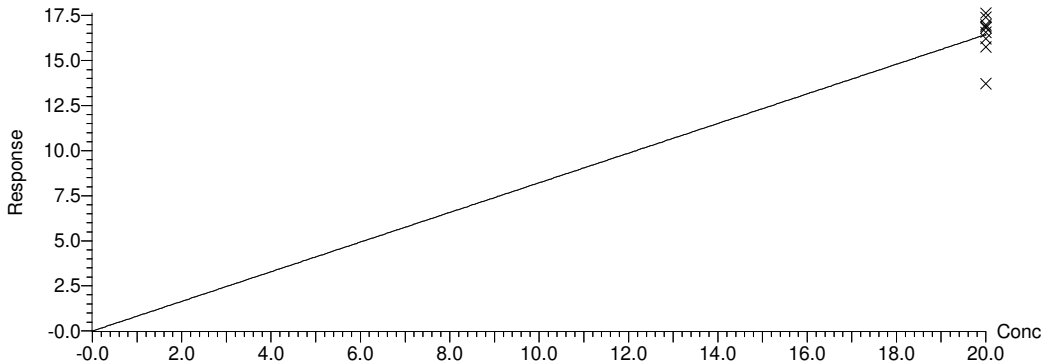

PV by TCH, SV by hh 10-Jun-21 Conc. & LOD unit = ng

Quantify Compound Summary Report **MassLynx MassLynx V4.1 SCN909**
SGS Axys Analytical Services, Ltd.

Dataset: G:\Masslynx\Inst_L\PFAS\quanfile\FC1L_080-a6.qld

Last Altered: Wednesday, June 09, 2021 15:38:41 Pacific Daylight Time
Printed: Thursday, June 10, 2021 10:10:18 Pacific Daylight Time

Compound name: 13C5-PFHxA

#	ID	Name	Type	RT	Area	IS Area	Std. Conc	RRF	Conc.	%Rec	S/N	Acq.Date	Acq.Time	Flags
2	FC046B-CAL,, /01	FC1L_080S16	Standard	4.97	41023	60990	10.000	0.673	9.618	96.2	31088	22-Feb-21	12:12:50	dd
3	FC046C-CAL,, /01	FC1L_080S17	Standard	4.97	45877	66489	10.000	0.690	9.866	98.7	26868	22-Feb-21	12:25:55	bb
4	FC046D-CAL,, /01	FC1L_080S18	Standard	4.97	41379	57829	10.000	0.716	10.232	102.3	49191	22-Feb-21	12:38:52	bb
5	FC046E-CAL,, /01	FC1L_080S19	Standard	4.97	38631	54956	10.000	0.703	10.051	100.5	29839	22-Feb-21	12:51:57	bb
6	FC046F-CAL,, /01	FC1L_080S20	Standard	4.97	40745	55145	10.000	0.739	10.565	105.7	35112	22-Feb-21	13:04:54	bb
7	FC046G-CAL,, /01	FC1L_080S21	Standard	4.97	40248	54819	10.000	0.734	10.498	105.0	70971	22-Feb-21	13:17:59	bb
8	FC046H-CAL,, /01	FC1L_080S22	Standard	4.97	38220	55963	10.000	0.683	9.766	97.7	53223	22-Feb-21	13:30:56	bb
9	FC046I-CAL,, /01	FC1L_080S23	Standard	4.97	33832	48620	10.000	0.696	9.950	99.5	15143	22-Feb-21	13:44:01	bb
10	FC046J-CAL,, /01	FC1L_080S24	Standard	4.97	24461	36998	10.000	0.661	9.454	94.5	18224	22-Feb-21	13:56:58	bb

Compound name: 13C5-PFHxA
Response Factor: 0.699347
RRF SD: 0.0264445, % Relative SD: 3.78131
Response type: Internal Std (Ref 109), Area * (IS Conc. / IS Area)
Curve type: RF

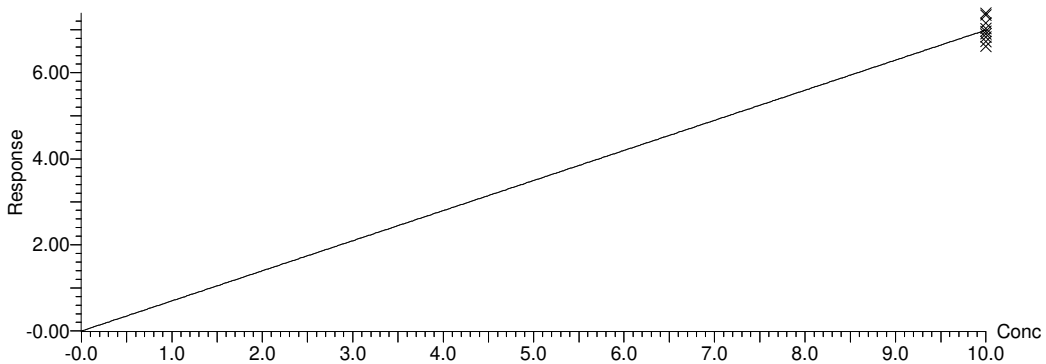

PV by TCH, SV by hh 10-Jun-21 Conc. & LOD unit = ng

Quantify Compound Summary Report **MassLynx MassLynx V4.1 SCN909**
SGS Axys Analytical Services, Ltd.

Dataset: G:\Masslynx\Inst_L\PFAS\quanfile\FC1L_080-a6.qld

Last Altered: Wednesday, June 09, 2021 15:38:41 Pacific Daylight Time
Printed: Thursday, June 10, 2021 10:10:18 Pacific Daylight Time

Compound name: 13C4-PFHpA

#	ID	Name	Type	RT	Area	IS Area	Std. Conc	RRF	Conc.	%Rec	S/N	Acq.Date	Acq.Time	Flags
2	FC046B-CAL,, /01	FC1L_080S16	Standard	5.41	50302	13866	10.000	3.628	10.939	109.4	4426	22-Feb-21	12:12:50	bd
3	FC046C-CAL,, /01	FC1L_080S17	Standard	5.41	53701	15397	10.000	3.488	10.517	105.2	42304	22-Feb-21	12:25:55	bd
4	FC046D-CAL,, /01	FC1L_080S18	Standard	5.41	46944	13059	10.000	3.595	10.840	108.4	14315	22-Feb-21	12:38:52	MM
5	FC046E-CAL,, /01	FC1L_080S19	Standard	5.41	44855	13127	10.000	3.417	10.304	103.0	14962	22-Feb-21	12:51:57	bb
6	FC046F-CAL,, /01	FC1L_080S20	Standard	5.41	45914	13340	10.000	3.442	10.379	103.8	36221	22-Feb-21	13:04:54	bb
7	FC046G-CAL,, /01	FC1L_080S21	Standard	5.41	42181	12989	10.000	3.247	9.792	97.9	9892	22-Feb-21	13:17:59	bb
8	FC046H-CAL,, /01	FC1L_080S22	Standard	5.41	44422	13339	10.000	3.330	10.042	100.4	3450	22-Feb-21	13:30:56	bb
9	FC046I-CAL,, /01	FC1L_080S23	Standard	5.41	37513	12638	10.000	2.968	8.951	89.5	12062	22-Feb-21	13:44:01	bb
10	FC046J-CAL,, /01	FC1L_080S24	Standard	5.41	28438	10413	10.000	2.731	8.235	82.4	6906	22-Feb-21	13:56:58	bb

Compound name: 13C4-PFHpA
Response Factor: 3.31623
RRF SD: 0.295519, % Relative SD: 8.91132
Response type: Internal Std (Ref 110), Area * (IS Conc. / IS Area)
Curve type: RF

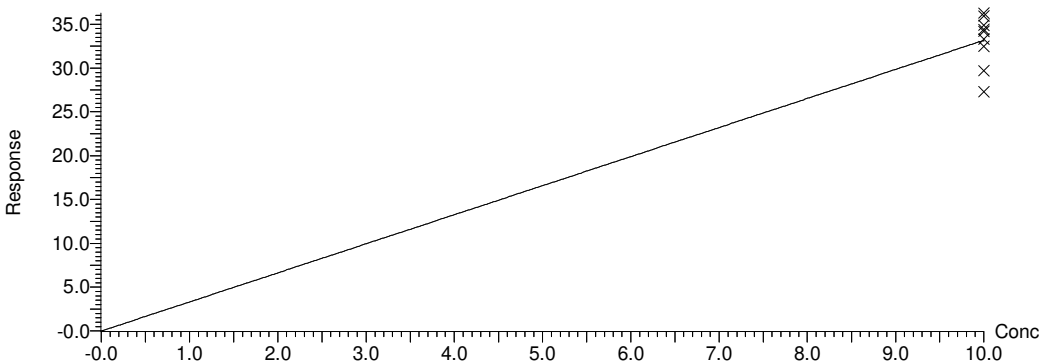

PV by TCH, SV by hh 10-Jun-21 Conc. & LOD unit = ng

Quantify Compound Summary Report **MassLynx MassLynx V4.1 SCN909**
SGS Axys Analytical Services, Ltd.

Dataset: G:\Masslynx\Inst_L\PFAS\quanfile\FC1L_080-a6.qld

Last Altered: Wednesday, June 09, 2021 15:38:41 Pacific Daylight Time
Printed: Thursday, June 10, 2021 10:10:18 Pacific Daylight Time

Compound name: 13C8-PFOA

#	ID	Name	Type	RT	Area	IS Area	Std. Conc	RRF	Conc.	%Rec	S/N	Acq.Date	Acq.Time	Flags
2	FC046B-CAL,, /01	FC1L_080S16	Standard	6.08	53003	13866	10.000	3.823	10.255	102.6	18136	22-Feb-21	12:12:50	bb
3	FC046C-CAL,, /01	FC1L_080S17	Standard	6.08	55372	15397	10.000	3.596	9.648	96.5	25297	22-Feb-21	12:25:55	MM
4	FC046D-CAL,, /01	FC1L_080S18	Standard	6.08	49498	13059	10.000	3.790	10.169	101.7	18724	22-Feb-21	12:38:52	bd
5	FC046E-CAL,, /01	FC1L_080S19	Standard	6.08	49906	13127	10.000	3.802	10.200	102.0	4399	22-Feb-21	12:51:57	MM
6	FC046F-CAL,, /01	FC1L_080S20	Standard	6.08	50596	13340	10.000	3.793	10.176	101.8	4165	22-Feb-21	13:04:54	bd
7	FC046G-CAL,, /01	FC1L_080S21	Standard	6.08	47488	12989	10.000	3.656	9.808	98.1	2623	22-Feb-21	13:17:59	bb
8	FC046H-CAL,, /01	FC1L_080S22	Standard	6.07	49467	13339	10.000	3.708	9.949	99.5	15747	22-Feb-21	13:30:56	bd
9	FC046I-CAL,, /01	FC1L_080S23	Standard	6.07	45685	12638	10.000	3.615	9.698	97.0	18767	22-Feb-21	13:44:01	bd
10	FC046J-CAL,, /01	FC1L_080S24	Standard	6.07	39186	10413	10.000	3.763	10.096	101.0	6332	22-Feb-21	13:56:58	bb

Compound name: 13C8-PFOA
Response Factor: 3.72734
RRF SD: 0.086183, % Relative SD: 2.31219
Response type: Internal Std (Ref 110), Area * (IS Conc. / IS Area)
Curve type: RF

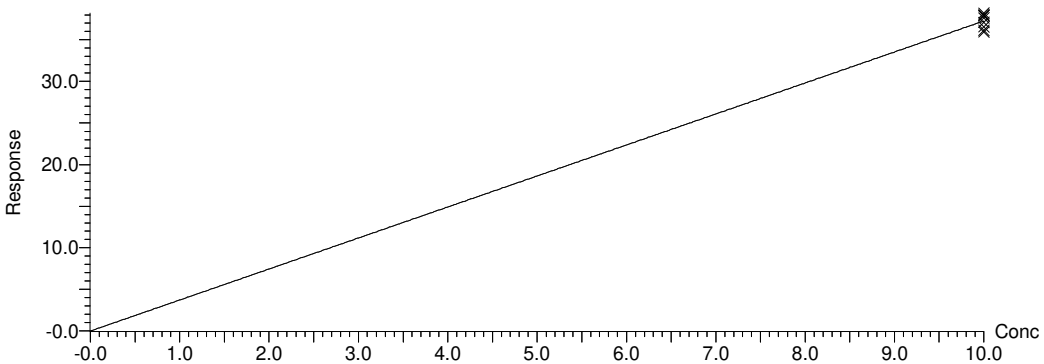

PV by TCH, SV by hh 10-Jun-21 Conc. & LOD unit = ng

Quantify Compound Summary Report **MassLynx MassLynx V4.1 SCN909**
SGS Axys Analytical Services, Ltd.

Dataset: G:\Masslynx\Inst_L\PFAS\quanfile\FC1L_080-a6.qld

Last Altered: Wednesday, June 09, 2021 15:38:41 Pacific Daylight Time
Printed: Thursday, June 10, 2021 10:10:18 Pacific Daylight Time

Compound name: 13C9-PFNA

#	ID	Name	Type	RT	Area	IS Area	Std. Conc	RRF	Conc.	%Rec	S/N	Acq.Date	Acq.Time	Flags
2	FC046B-CAL,, /01	FC1L_080S16	Standard	6.93	29608	25499	5.000	1.161	5.061	101.2	23781	22-Feb-21	12:12:50	bd
3	FC046C-CAL,, /01	FC1L_080S17	Standard	6.93	30709	26743	5.000	1.148	5.005	100.1	7467	22-Feb-21	12:25:55	bd
4	FC046D-CAL,, /01	FC1L_080S18	Standard	6.94	26277	23120	5.000	1.137	4.954	99.1	3416	22-Feb-21	12:38:52	bb
5	FC046E-CAL,, /01	FC1L_080S19	Standard	6.93	27045	23055	5.000	1.173	5.113	102.3	17462	22-Feb-21	12:51:57	bd
6	FC046F-CAL,, /01	FC1L_080S20	Standard	6.93	27641	23844	5.000	1.159	5.052	101.0	7272	22-Feb-21	13:04:54	db
7	FC046G-CAL,, /01	FC1L_080S21	Standard	6.93	25961	22999	5.000	1.129	4.920	98.4	7075	22-Feb-21	13:17:59	dd
8	FC046H-CAL,, /01	FC1L_080S22	Standard	6.93	25407	23124	5.000	1.099	4.789	95.8	5627	22-Feb-21	13:30:56	bd
9	FC046I-CAL,, /01	FC1L_080S23	Standard	6.93	25257	21591	5.000	1.170	5.098	102.0	5707	22-Feb-21	13:44:01	bd
10	FC046J-CAL,, /01	FC1L_080S24	Standard	6.93	20929	18207	5.000	1.149	5.010	100.2	12386	22-Feb-21	13:56:58	bd

Compound name: 13C9-PFNA
Response Factor: 1.14722
RRF SD: 0.0232519, % Relative SD: 2.02679
Response type: Internal Std (Ref 111), Area * (IS Conc. / IS Area)
Curve type: RF

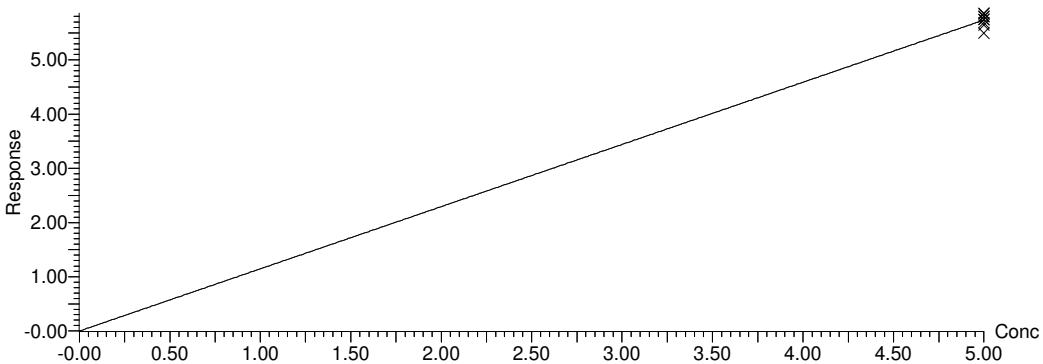

PV by TCH, SV by hh 10-Jun-21 Conc. & LOD unit = ng

Quantify Compound Summary Report **MassLynx MassLynx V4.1 SCN909**
SGS Axys Analytical Services, Ltd.

Dataset: G:\Masslynx\Inst_L\PFAS\quanfile\FC1L_080-a6.qld

Last Altered: Wednesday, June 09, 2021 15:38:41 Pacific Daylight Time
Printed: Thursday, June 10, 2021 10:10:18 Pacific Daylight Time

Compound name: 13C6-PFDA

#	ID	Name	Type	RT	Area	IS Area	Std. Conc	RRF	Conc.	%Rec	S/N	Acq.Date	Acq.Time	Flags
2	FC046B-CAL,, /01	FC1L_080S16	Standard	7.48	29650	26130	5.000	1.135	5.638	112.8	16829	22-Feb-21	12:12:50	bb
3	FC046C-CAL,, /01	FC1L_080S17	Standard	7.48	30553	28825	5.000	1.060	5.266	105.3	23574	22-Feb-21	12:25:55	bb
4	FC046D-CAL,, /01	FC1L_080S18	Standard	7.48	25674	26397	5.000	0.973	4.832	96.6	9173	22-Feb-21	12:38:52	bd
5	FC046E-CAL,, /01	FC1L_080S19	Standard	7.48	27037	25478	5.000	1.061	5.273	105.5	8951	22-Feb-21	12:51:57	bb
6	FC046F-CAL,, /01	FC1L_080S20	Standard	7.48	26593	26822	5.000	0.991	4.926	98.5	7074	22-Feb-21	13:04:54	bb
7	FC046G-CAL,, /01	FC1L_080S21	Standard	7.48	25701	25888	5.000	0.993	4.933	98.7	8885	22-Feb-21	13:17:59	bb
8	FC046H-CAL,, /01	FC1L_080S22	Standard	7.48	25027	27062	5.000	0.925	4.595	91.9	8251	22-Feb-21	13:30:56	bd
9	FC046I-CAL,, /01	FC1L_080S23	Standard	7.48	23793	23324	5.000	1.020	5.068	101.4	5857	22-Feb-21	13:44:01	bb
10	FC046J-CAL,, /01	FC1L_080S24	Standard	7.48	20118	22369	5.000	0.899	4.469	89.4	6742	22-Feb-21	13:56:58	bd

Compound name: 13C6-PFDA
Response Factor: 1.00632
RRF SD: 0.0726118, % Relative SD: 7.21555
Response type: Internal Std (Ref 112), Area * (IS Conc. / IS Area)
Curve type: RF

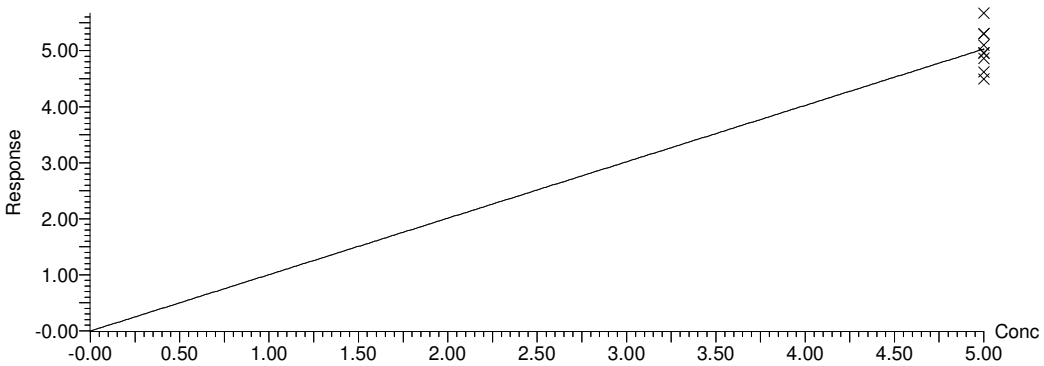

PV by TCH, SV by hh 10-Jun-21 Conc. & LOD unit = ng

Quantify Compound Summary Report **MassLynx MassLynx V4.1 SCN909**
SGS Axys Analytical Services, Ltd.

Dataset: G:\Masslynx\Inst_L\PFAS\quanfile\FC1L_080-a6.qld

Last Altered: Wednesday, June 09, 2021 15:38:41 Pacific Daylight Time
Printed: Thursday, June 10, 2021 10:10:18 Pacific Daylight Time

Compound name: 13C7-PFUnA

#	ID	Name	Type	RT	Area	IS Area	Std. Conc	RRF	Conc.	%Rec	S/N	Acq.Date	Acq.Time	Flags
2	FC046B-CAL,, /01	FC1L_080S16	Standard	7.81	32177	26130	5.000	1.231	5.638	112.8	6642	22-Feb-21	12:12:50	bb
3	FC046C-CAL,, /01	FC1L_080S17	Standard	7.81	35045	28825	5.000	1.216	5.567	111.3	23084	22-Feb-21	12:25:55	bb
4	FC046D-CAL,, /01	FC1L_080S18	Standard	7.82	28167	26397	5.000	1.067	4.886	97.7	10555	22-Feb-21	12:38:52	bb
5	FC046E-CAL,, /01	FC1L_080S19	Standard	7.81	31143	25478	5.000	1.222	5.597	111.9	5230	22-Feb-21	12:51:57	bb
6	FC046F-CAL,, /01	FC1L_080S20	Standard	7.81	29101	26822	5.000	1.085	4.968	99.4	3177	22-Feb-21	13:04:54	bd
7	FC046G-CAL,, /01	FC1L_080S21	Standard	7.81	28021	25888	5.000	1.082	4.956	99.1	6653	22-Feb-21	13:17:59	bb
8	FC046H-CAL,, /01	FC1L_080S22	Standard	7.81	26754	27062	5.000	0.989	4.526	90.5	5318	22-Feb-21	13:30:56	bb
9	FC046I-CAL,, /01	FC1L_080S23	Standard	7.82	19678	23324	5.000	0.844	3.863	77.3	4232	22-Feb-21	13:44:01	bb
10	FC046J-CAL,, /01	FC1L_080S24	Standard	7.82	12831	22369	5.000	0.574	2.626	52.5	1125	22-Feb-21	13:56:58	bdX

Compound name: 13C7-PFUnA
Response Factor: 1.09203
RRF SD: 0.133559, % Relative SD: 12.2304
Response type: Internal Std (Ref 112), Area * (IS Conc. / IS Area)
Curve type: RF

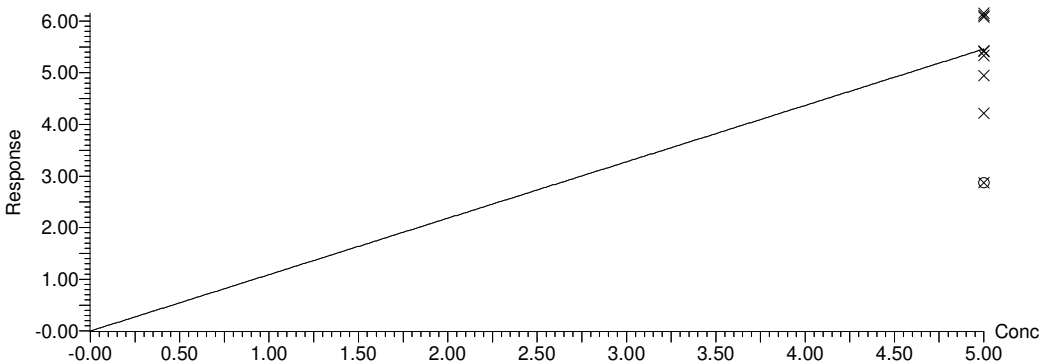

PV by TCH, SV by hh 10-Jun-21 Conc. & LOD unit = ng

Quantify Compound Summary Report **MassLynx MassLynx V4.1 SCN909**
SGS Axys Analytical Services, Ltd.

Dataset: G:\Masslynx\Inst_L\PFAS\quanfile\FC1L_080-a6.qld

Last Altered: Wednesday, June 09, 2021 15:38:41 Pacific Daylight Time
Printed: Thursday, June 10, 2021 10:10:18 Pacific Daylight Time

Compound name: 13C2-PFDoA

#	ID	Name	Type	RT	Area	IS Area	Std. Conc	RRF	Conc.	%Rec	S/N	Acq.Date	Acq.Time	Flags
2	FC046B-CAL,, /01	FC1L_080S16	Standard	8.07	27162	26130	5.000	1.039	5.529	110.6	28624	22-Feb-21	12:12:50	bb
3	FC046C-CAL,, /01	FC1L_080S17	Standard	8.06	27460	28825	5.000	0.953	5.067	101.3	32887	22-Feb-21	12:25:55	bb
4	FC046D-CAL,, /01	FC1L_080S18	Standard	8.08	23686	26397	5.000	0.897	4.773	95.5	7654	22-Feb-21	12:38:52	bb
5	FC046E-CAL,, /01	FC1L_080S19	Standard	8.07	23338	25478	5.000	0.916	4.872	97.4	10807	22-Feb-21	12:51:57	bb
6	FC046F-CAL,, /01	FC1L_080S20	Standard	8.07	25137	26822	5.000	0.937	4.985	99.7	10599	22-Feb-21	13:04:54	bb
7	FC046G-CAL,, /01	FC1L_080S21	Standard	8.06	24152	25888	5.000	0.933	4.962	99.2	3605	22-Feb-21	13:17:59	bb
8	FC046H-CAL,, /01	FC1L_080S22	Standard	8.07	24039	27062	5.000	0.888	4.725	94.5	17844	22-Feb-21	13:30:56	bb
9	FC046I-CAL,, /01	FC1L_080S23	Standard	8.07	22915	23324	5.000	0.982	5.225	104.5	8608	22-Feb-21	13:44:01	bd
10	FC046J-CAL,, /01	FC1L_080S24	Standard	8.07	20452	22369	5.000	0.914	4.863	97.3	12348	22-Feb-21	13:56:58	bd

Compound name: 13C2-PFDoA
Response Factor: 0.940062
RRF SD: 0.0469651, % Relative SD: 4.99596
Response type: Internal Std (Ref 112), Area * (IS Conc. / IS Area)
Curve type: RF

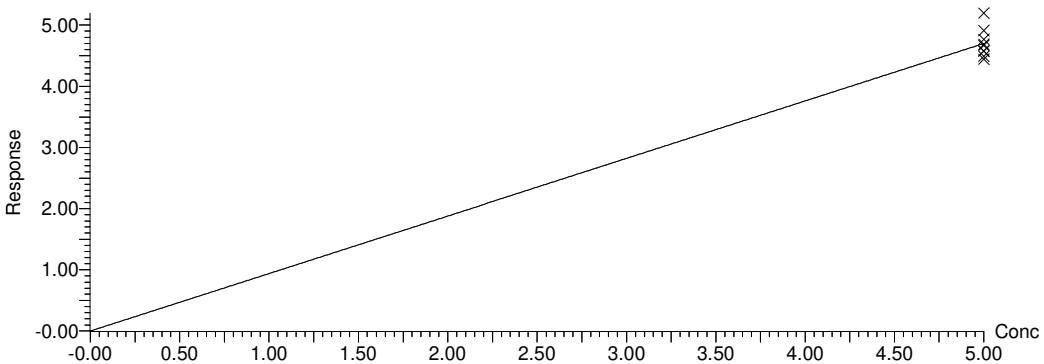

PV by TCH, SV by hh 10-Jun-21 Conc. & LOD unit = ng

Quantify Compound Summary Report **MassLynx MassLynx V4.1 SCN909**
SGS Axys Analytical Services, Ltd.

Dataset: G:\Masslynx\Inst_L\PFAS\quanfile\FC1L_080-a6.qld

Last Altered: Wednesday, June 09, 2021 15:38:41 Pacific Daylight Time
Printed: Thursday, June 10, 2021 10:10:18 Pacific Daylight Time

Compound name: 13C2-PFTeDA

#	ID	Name	Type	RT	Area	IS Area	Std. Conc	RRF	Conc.	%Rec	S/N	Acq.Date	Acq.Time	Flags
2	FC046B-CAL,, /01	FC1L_080S16	Standard	8.72	22506	26130	5.000	0.861	5.223	104.5	4960	22-Feb-21	12:12:50	bb
3	FC046C-CAL,, /01	FC1L_080S17	Standard	8.72	24477	28825	5.000	0.849	5.150	103.0	5175	22-Feb-21	12:25:55	bd
4	FC046D-CAL,, /01	FC1L_080S18	Standard	8.72	21391	26397	5.000	0.810	4.914	98.3	3968	22-Feb-21	12:38:52	bd
5	FC046E-CAL,, /01	FC1L_080S19	Standard	8.72	21082	25478	5.000	0.827	5.018	100.4	4904	22-Feb-21	12:51:57	bb
6	FC046F-CAL,, /01	FC1L_080S20	Standard	8.72	21459	26822	5.000	0.800	4.852	97.0	4344	22-Feb-21	13:04:54	bb
7	FC046G-CAL,, /01	FC1L_080S21	Standard	8.72	20020	25888	5.000	0.773	4.690	93.8	3785	22-Feb-21	13:17:59	bb
8	FC046H-CAL,, /01	FC1L_080S22	Standard	8.72	19855	27062	5.000	0.734	4.449	89.0	2495	22-Feb-21	13:30:56	bb
9	FC046I-CAL,, /01	FC1L_080S23	Standard	8.72	21943	23324	5.000	0.941	5.705	114.1	3273	22-Feb-21	13:44:01	bb
10	FC046J-CAL,, /01	FC1L_080S24	Standard	8.72	25031	22369	5.000	1.119	6.786	135.7	4074	22-Feb-21	13:56:58	bbX

Compound name: 13C2-PFTeDA
Response Factor: 0.824521
RRF SD: 0.0622868, % Relative SD: 7.5543
Response type: Internal Std (Ref 112), Area * (IS Conc. / IS Area)
Curve type: RF

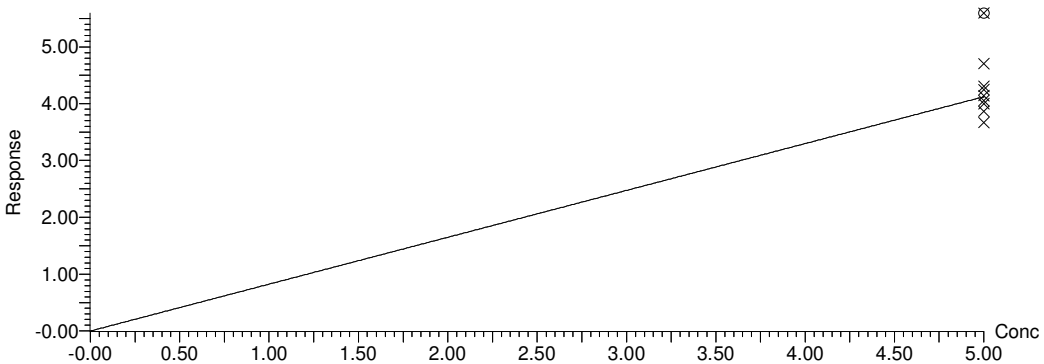

PV by TCH, SV by hh 10-Jun-21 Conc. & LOD unit = ng

Quantify Compound Summary Report **MassLynx MassLynx V4.1 SCN909**
SGS Axys Analytical Services, Ltd.

Dataset: G:\Masslynx\Inst_L\PFAS\quanfile\FC1L_080-a6.qld

Last Altered: Wednesday, June 09, 2021 15:38:41 Pacific Daylight Time
Printed: Thursday, June 10, 2021 10:10:18 Pacific Daylight Time

Compound name: 13C3-PFBS

#	ID	Name	Type	RT	Area	IS Area	Std. Conc	RRF	Conc.	%Rec	S/N	Acq.Date	Acq.Time	Flags
2	FC046B-CAL,, /01	FC1L_080S16	Standard	4.91	40246	30341	10.030	1.329	10.668	106.4	35502	22-Feb-21	12:12:50	bb
3	FC046C-CAL,, /01	FC1L_080S17	Standard	4.91	45155	33308	10.030	1.358	10.903	108.7	33889	22-Feb-21	12:25:55	bb
4	FC046D-CAL,, /01	FC1L_080S18	Standard	4.91	39259	30018	10.030	1.310	10.518	104.9	69711	22-Feb-21	12:38:52	bb
5	FC046E-CAL,, /01	FC1L_080S19	Standard	4.91	39068	27825	10.030	1.407	11.292	112.6	85726	22-Feb-21	12:51:57	bb
6	FC046F-CAL,, /01	FC1L_080S20	Standard	4.91	37132	29767	10.030	1.250	10.032	100.0	18725	22-Feb-21	13:04:54	bb
7	FC046G-CAL,, /01	FC1L_080S21	Standard	4.91	35676	27618	10.030	1.294	10.389	103.6	26313	22-Feb-21	13:17:59	bb
8	FC046H-CAL,, /01	FC1L_080S22	Standard	4.91	36235	27812	10.030	1.305	10.478	104.5	21781	22-Feb-21	13:30:56	bb
9	FC046I-CAL,, /01	FC1L_080S23	Standard	4.91	26613	26686	10.030	0.999	8.020	80.0	17529	22-Feb-21	13:44:01	bb
10	FC046J-CAL,, /01	FC1L_080S24	Standard	4.91	23606	23818	10.030	0.993	7.971	79.5	10260	22-Feb-21	13:56:58	bb

Compound name: 13C3-PFBS
Response Factor: 1.24965
RRF SD: 0.15008, % Relative SD: 12.0098
Response type: Internal Std (Ref 113), Area * (IS Conc. / IS Area)
Curve type: RF

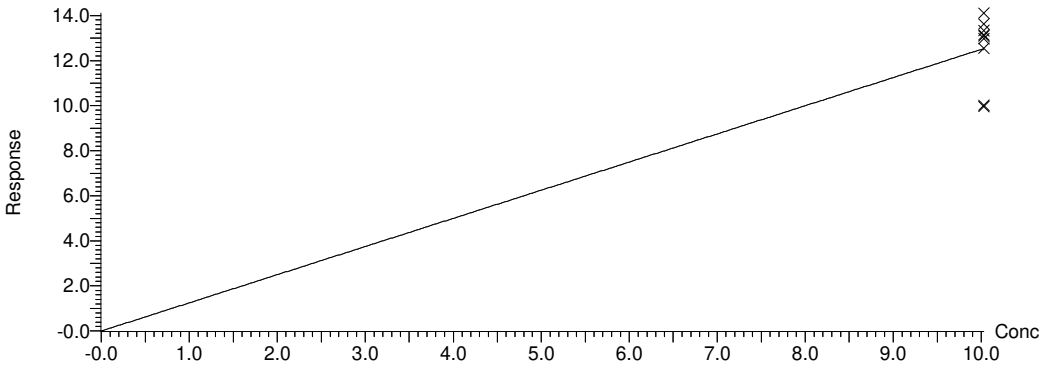

PV by TCH, SV by hh 10-Jun-21 Conc. & LOD unit = ng

Quantify Compound Summary Report **MassLynx MassLynx V4.1 SCN909**
SGS Axys Analytical Services, Ltd.

Dataset: G:\Masslynx\Inst_L\PFAS\quanfile\FC1L_080-a6.qld

Last Altered: Wednesday, June 09, 2021 15:38:41 Pacific Daylight Time
Printed: Thursday, June 10, 2021 10:10:18 Pacific Daylight Time

Compound name: 13C3-PFHxS

#	ID	Name	Type	RT	Area	IS Area	Std. Conc	RRF	Conc.	%Rec	S/N	Acq.Date	Acq.Time	Flags
2	FC046B-CAL,, /01	FC1L_080S16	Standard	6.16	36237	30341	10.015	1.198	10.528	105.1	18437	22-Feb-21	12:12:50	bd
3	FC046C-CAL,, /01	FC1L_080S17	Standard	6.16	38357	33308	10.015	1.156	10.152	101.4	12257	22-Feb-21	12:25:55	bb
4	FC046D-CAL,, /01	FC1L_080S18	Standard	6.16	32999	30018	10.015	1.103	9.691	96.8	34051	22-Feb-21	12:38:52	bd
5	FC046E-CAL,, /01	FC1L_080S19	Standard	6.16	31916	27825	10.015	1.151	10.111	101.0	5774	22-Feb-21	12:51:57	bb
6	FC046F-CAL,, /01	FC1L_080S20	Standard	6.16	33153	29767	10.015	1.118	9.818	98.0	15121	22-Feb-21	13:04:54	bd
7	FC046G-CAL,, /01	FC1L_080S21	Standard	6.16	31553	27618	10.015	1.146	10.072	100.6	9890	22-Feb-21	13:17:59	bb
8	FC046H-CAL,, /01	FC1L_080S22	Standard	6.16	32527	27812	10.015	1.174	10.310	102.9	15435	22-Feb-21	13:30:56	bb
9	FC046I-CAL,, /01	FC1L_080S23	Standard	6.16	30868	26686	10.015	1.161	10.197	101.8	20894	22-Feb-21	13:44:01	bb
10	FC046J-CAL,, /01	FC1L_080S24	Standard	6.16	25006	23818	10.015	1.054	9.255	92.4	3862	22-Feb-21	13:56:58	bb

Compound name: 13C3-PFHxS
Response Factor: 1.14003
RRF SD: 0.0428892, % Relative SD: 3.76211
Response type: Internal Std (Ref 113), Area * (IS Conc. / IS Area)
Curve type: RF

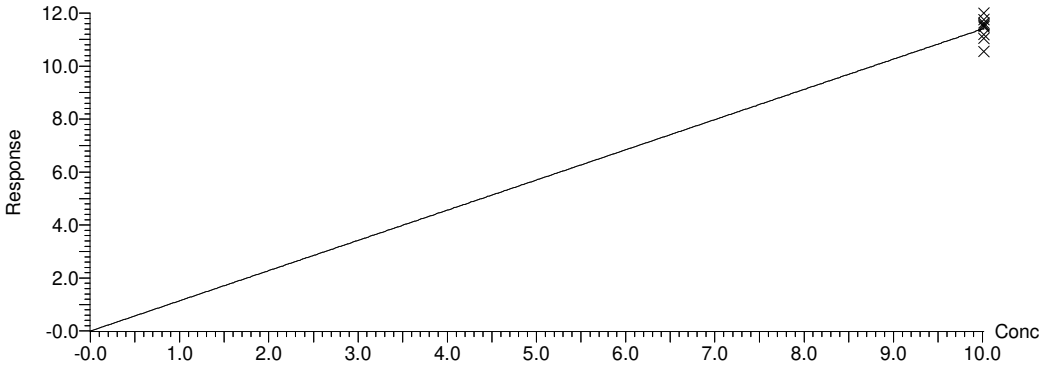

PV by TCH, SV by hh 10-Jun-21 Conc. & LOD unit = ng

Quantify Compound Summary Report **MassLynx MassLynx V4.1 SCN909**
SGS Axys Analytical Services, Ltd.

Dataset: G:\Masslynx\Inst_L\PFAS\quanfile\FC1L_080-a6.qld

Last Altered: Wednesday, June 09, 2021 15:38:41 Pacific Daylight Time
Printed: Thursday, June 10, 2021 10:10:18 Pacific Daylight Time

Compound name: 13C8-PFOS

#	ID	Name	Type	RT	Area	IS Area	Std. Conc	RRF	Conc.	%Rec	S/N	Acq.Date	Acq.Time	Flags
2	FC046B-CAL,, /01	FC1L_080S16	Standard	7.57	31584	33075	10.062	0.963	10.515	104.5	37578	22-Feb-21	12:12:50	bb
3	FC046C-CAL,, /01	FC1L_080S17	Standard	7.57	33587	37193	10.062	0.911	9.944	98.8	8799	22-Feb-21	12:25:55	bb
4	FC046D-CAL,, /01	FC1L_080S18	Standard	7.57	29945	32562	10.062	0.928	10.127	100.6	7259	22-Feb-21	12:38:52	bb
5	FC046E-CAL,, /01	FC1L_080S19	Standard	7.57	29481	31642	10.062	0.940	10.260	102.0	6375	22-Feb-21	12:51:57	bb
6	FC046F-CAL,, /01	FC1L_080S20	Standard	7.57	29168	32016	10.062	0.919	10.032	99.7	25565	22-Feb-21	13:04:54	bb
7	FC046G-CAL,, /01	FC1L_080S21	Standard	7.56	27877	32511	10.062	0.865	9.442	93.8	15718	22-Feb-21	13:17:59	MM
8	FC046H-CAL,, /01	FC1L_080S22	Standard	7.57	29636	32072	10.062	0.932	10.175	101.1	11120	22-Feb-21	13:30:56	bb
9	FC046I-CAL,, /01	FC1L_080S23	Standard	7.57	26521	28431	10.062	0.941	10.272	102.1	8151	22-Feb-21	13:44:01	bd
10	FC046J-CAL,, /01	FC1L_080S24	Standard	7.57	20023	22519	10.062	0.897	9.791	97.3	1895	22-Feb-21	13:56:58	db

Compound name: 13C8-PFOS
Response Factor: 0.921708
RRF SD: 0.0285661, % Relative SD: 3.09926
Response type: Internal Std (Ref 114), Area * (IS Conc. / IS Area)
Curve type: RF

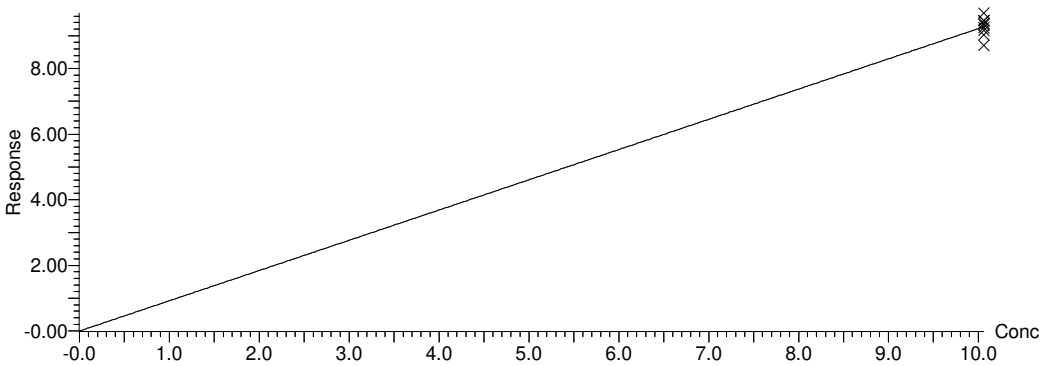

PV by TCH, SV by hh 10-Jun-21 Conc. & LOD unit = ng

Quantify Compound Summary Report **MassLynx MassLynx V4.1 SCN909**
SGS Axys Analytical Services, Ltd.

Dataset: G:\Masslynx\Inst_L\PFAS\quanfile\FC1L_080-a6.qld

Last Altered: Wednesday, June 09, 2021 15:38:41 Pacific Daylight Time
Printed: Thursday, June 10, 2021 10:10:18 Pacific Daylight Time

Compound name: 13C2-4:2 FTS

#	ID	Name	Type	RT	Area	IS Area	Std. Conc	RRF	Conc.	%Rec	S/N	Acq.Date	Acq.Time	Flags
2	FC046B-CAL,, /01	FC1L_080S16	Standard	4.86	16627	13167	20.168	1.252	23.069	114.4	2487	22-Feb-21	12:12:50	MM
3	FC046C-CAL,, /01	FC1L_080S17	Standard	4.86	17070	15615	20.168	1.084	19.970	99.0	2416	22-Feb-21	12:25:55	bd
4	FC046D-CAL,, /01	FC1L_080S18	Standard	4.86	15059	13447	20.168	1.111	20.458	101.4	1820	22-Feb-21	12:38:52	bb
5	FC046E-CAL,, /01	FC1L_080S19	Standard	4.86	14538	13914	20.168	1.036	19.087	94.6	3254	22-Feb-21	12:51:57	MM
6	FC046F-CAL,, /01	FC1L_080S20	Standard	4.86	13840	13080	20.168	1.049	19.330	95.8	4287	22-Feb-21	13:04:54	MM
7	FC046G-CAL,, /01	FC1L_080S21	Standard	4.86	14556	14082	20.168	1.025	18.884	93.6	1961	22-Feb-21	13:17:59	bb
8	FC046H-CAL,, /01	FC1L_080S22	Standard	4.86	13875	12997	20.168	1.059	19.502	96.7	1651	22-Feb-21	13:30:56	bb
9	FC046I-CAL,, /01	FC1L_080S23	Standard	4.86	12268	10650	20.168	1.142	21.044	104.3	1459	22-Feb-21	13:44:01	bd
10	FC046J-CAL,, /01	FC1L_080S24	Standard	4.86	12746	8475	20.168	1.492	27.476	136.2	1816	22-Feb-21	13:56:58	MMX

Compound name: 13C2-4:2 FTS
Response Factor: 1.09479
RRF SD: 0.0747433, % Relative SD: 6.82715
Response type: Internal Std (Ref 115), Area * (IS Conc. / IS Area)
Curve type: RF

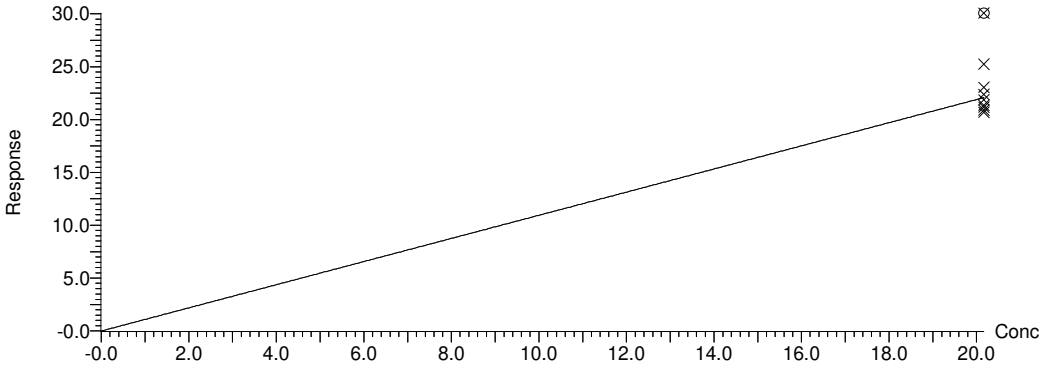

PV by TCH, SV by hh 10-Jun-21 Conc. & LOD unit = ng

Quantify Compound Summary Report **MassLynx MassLynx V4.1 SCN909**
SGS Axys Analytical Services, Ltd.

Dataset: G:\Masslynx\Inst_L\PFAS\quanfile\FC1L_080-a6.qld

Last Altered: Wednesday, June 09, 2021 15:38:41 Pacific Daylight Time
Printed: Thursday, June 10, 2021 10:10:18 Pacific Daylight Time

Compound name: 13C2-6:2 FTS

#	ID	Name	Type	RT	Area	IS Area	Std. Conc	RRF	Conc.	%Rec	S/N	Acq.Date	Acq.Time	Flags
2	FC046B-CAL,, /01	FC1L_080S16	Standard	5.82	12889	13167	19.998	0.979	21.552	107.8	16656	22-Feb-21	12:12:50	bb
3	FC046C-CAL,, /01	FC1L_080S17	Standard	5.81	13732	15615	19.998	0.880	19.361	96.8	7813	22-Feb-21	12:25:55	bb
4	FC046D-CAL,, /01	FC1L_080S18	Standard	5.81	11573	13447	19.998	0.861	18.948	94.8	2926	22-Feb-21	12:38:52	bb
5	FC046E-CAL,, /01	FC1L_080S19	Standard	5.81	11641	13914	19.998	0.837	18.419	92.1	3445	22-Feb-21	12:51:57	bd
6	FC046F-CAL,, /01	FC1L_080S20	Standard	5.81	11715	13080	19.998	0.896	19.718	98.6	3803	22-Feb-21	13:04:54	dd
7	FC046G-CAL,, /01	FC1L_080S21	Standard	5.81	11887	14082	19.998	0.844	18.584	92.9	10249	22-Feb-21	13:17:59	dd
8	FC046H-CAL,, /01	FC1L_080S22	Standard	5.81	11795	12997	19.998	0.908	19.980	99.9	12325	22-Feb-21	13:30:56	bb
9	FC046I-CAL,, /01	FC1L_080S23	Standard	5.81	11330	10650	19.998	1.064	23.421	117.1	1438	22-Feb-21	13:44:01	dd
10	FC046J-CAL,, /01	FC1L_080S24	Standard	5.80	11955	8475	19.998	1.411	31.057	155.3	2651	22-Feb-21	13:56:58	dbX

Compound name: 13C2-6:2 FTS
Response Factor: 0.908436
RRF SD: 0.0771838, % Relative SD: 8.49634
Response type: Internal Std (Ref 115), Area * (IS Conc. / IS Area)
Curve type: RF

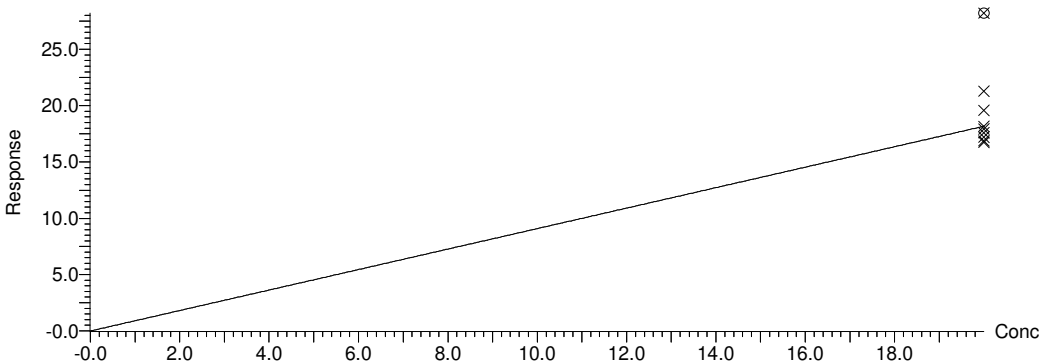

PV by TCH, SV by hh 10-Jun-21 Conc. & LOD unit = ng

Quantify Compound Summary Report **MassLynx MassLynx V4.1 SCN909**
SGS Axys Analytical Services, Ltd.

Dataset: G:\Masslynx\Inst_L\PFAS\quanfile\FC1L_080-a6.qld

Last Altered: Wednesday, June 09, 2021 15:38:41 Pacific Daylight Time
Printed: Thursday, June 10, 2021 10:10:18 Pacific Daylight Time

Compound name: 13C2-8:2 FTS

#	ID	Name	Type	RT	Area	IS Area	Std. Conc	RRF	Conc.	%Rec	S/N	Acq.Date	Acq.Time	Flags
2	FC046B-CAL,, /01	FC1L_080S16	Standard	7.30	19757	13167	20.040	1.498	20.880	104.2	2333	22-Feb-21	12:12:50	bd
3	FC046C-CAL,, /01	FC1L_080S17	Standard	7.30	21308	15615	20.040	1.362	18.989	94.8	1838	22-Feb-21	12:25:55	MM
4	FC046D-CAL,, /01	FC1L_080S18	Standard	7.31	19926	13447	20.040	1.479	20.619	102.9	6041	22-Feb-21	12:38:52	bd
5	FC046E-CAL,, /01	FC1L_080S19	Standard	7.30	19315	13914	20.040	1.385	19.317	96.4	1902	22-Feb-21	12:51:57	dd
6	FC046F-CAL,, /01	FC1L_080S20	Standard	7.31	20014	13080	20.040	1.527	21.292	106.2	13376	22-Feb-21	13:04:54	bb
7	FC046G-CAL,, /01	FC1L_080S21	Standard	7.30	18688	14082	20.040	1.324	18.467	92.1	1430	22-Feb-21	13:17:59	bb
8	FC046H-CAL,, /01	FC1L_080S22	Standard	7.30	18236	12997	20.040	1.400	19.524	97.4	6032	22-Feb-21	13:30:56	bb
9	FC046I-CAL,, /01	FC1L_080S23	Standard	7.30	16250	10650	20.040	1.523	21.232	105.9	2458	22-Feb-21	13:44:01	bd
10	FC046J-CAL,, /01	FC1L_080S24	Standard	7.30	19675	8475	20.040	2.317	32.306	161.2	1168	22-Feb-21	13:56:58	bdX

Compound name: 13C2-8:2 FTS
Response Factor: 1.43728
RRF SD: 0.0785676, % Relative SD: 5.46642
Response type: Internal Std (Ref 115), Area * (IS Conc. / IS Area)
Curve type: RF

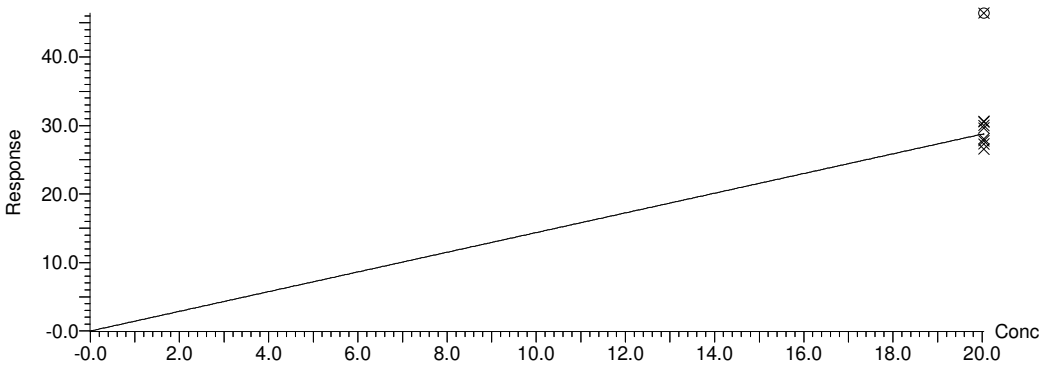

PV by TCH, SV by hh 10-Jun-21 Conc. & LOD unit = ng

Quantify Compound Summary Report **MassLynx MassLynx V4.1 SCN909**
SGS Axys Analytical Services, Ltd.

Dataset: G:\Masslynx\Inst_L\PFAS\quanfile\FC1L_080-a6.qld

Last Altered: Wednesday, June 09, 2021 15:38:41 Pacific Daylight Time
Printed: Thursday, June 10, 2021 10:10:18 Pacific Daylight Time

Compound name: 13C8-PFOSA

#	ID	Name	Type	RT	Area	IS Area	Std. Conc	RRF	Conc.	%Rec	S/N	Acq.Date	Acq.Time	Flags
2	FC046B-CAL,, /01	FC1L_080S16	Standard	8.76	60070	33075	10.000	1.843	9.995	99.9	11424	22-Feb-21	12:12:50	MM
3	FC046C-CAL,, /01	FC1L_080S17	Standard	8.77	67226	37193	10.000	1.835	9.947	99.5	11751	22-Feb-21	12:25:55	bd
4	FC046D-CAL,, /01	FC1L_080S18	Standard	8.77	59621	32562	10.000	1.858	10.076	100.8	8387	22-Feb-21	12:38:52	MM
5	FC046E-CAL,, /01	FC1L_080S19	Standard	8.76	55459	31642	10.000	1.779	9.645	96.5	2920	22-Feb-21	12:51:57	MM
6	FC046F-CAL,, /01	FC1L_080S20	Standard	8.75	56799	32016	10.000	1.801	9.763	97.6	16981	22-Feb-21	13:04:54	bb
7	FC046G-CAL,, /01	FC1L_080S21	Standard	8.75	55785	32511	10.000	1.742	9.443	94.4	2847	22-Feb-21	13:17:59	bd
8	FC046H-CAL,, /01	FC1L_080S22	Standard	8.75	57478	32072	10.000	1.819	9.863	98.6	15599	22-Feb-21	13:30:56	bb
9	FC046I-CAL,, /01	FC1L_080S23	Standard	8.75	58213	28431	10.000	2.078	11.268	112.7	13134	22-Feb-21	13:44:01	MM
10	FC046J-CAL,, /01	FC1L_080S24	Standard	8.76	56200	22519	10.000	2.533	13.734	137.3	5745	22-Feb-21	13:56:58	bdX

Compound name: 13C8-PFOSA
Response Factor: 1.8443
RRF SD: 0.101658, % Relative SD: 5.51202
Response type: Internal Std (Ref 114), Area * (IS Conc. / IS Area)
Curve type: RF

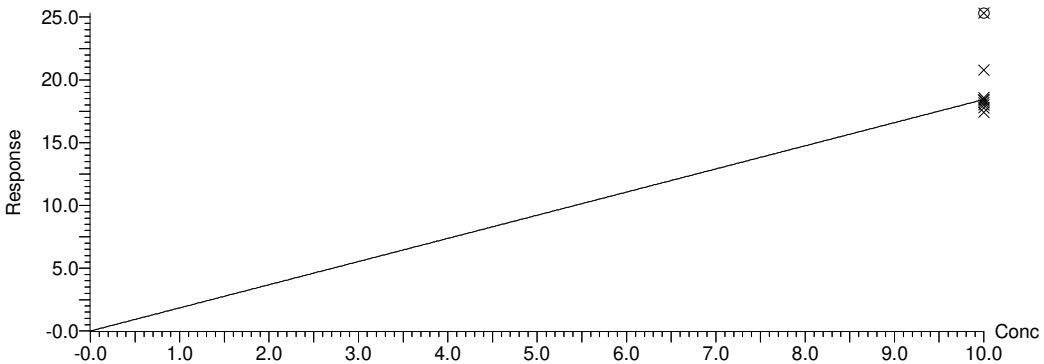

PV by TCH, SV by hh 10-Jun-21 Conc. & LOD unit = ng

Quantify Compound Summary Report **MassLynx MassLynx V4.1 SCN909**
SGS Axys Analytical Services, Ltd.

Dataset: G:\Masslynx\Inst_L\PFAS\quanfile\FC1L_080-a6.qld

Last Altered: Wednesday, June 09, 2021 15:38:41 Pacific Daylight Time
Printed: Thursday, June 10, 2021 10:10:18 Pacific Daylight Time

Compound name: D3-N-MeFOSA

#	ID	Name	Type	RT	Area	IS Area	Std. Conc	RRF	Conc.	%Rec	S/N	Acq.Date	Acq.Time	Flags
2	FC046B-CAL,, /01	FC1L_080S16	Standard	10.15	9556	33075	10.000	0.293	10.380	103.8	1598	22-Feb-21	12:12:50	MM
3	FC046C-CAL,, /01	FC1L_080S17	Standard	10.15	10206	37193	10.000	0.279	9.858	98.6	1498	22-Feb-21	12:25:55	dd
4	FC046D-CAL,, /01	FC1L_080S18	Standard	10.15	8848	32562	10.000	0.276	9.762	97.6	1734	22-Feb-21	12:38:52	bb
5	FC046E-CAL,, /01	FC1L_080S19	Standard	10.15	8417	31642	10.000	0.270	9.556	95.6	1125	22-Feb-21	12:51:57	bb
6	FC046F-CAL,, /01	FC1L_080S20	Standard	10.15	8838	32016	10.000	0.280	9.918	99.2	1406	22-Feb-21	13:04:54	MM
7	FC046G-CAL,, /01	FC1L_080S21	Standard	10.15	8529	32511	10.000	0.266	9.425	94.3	1038	22-Feb-21	13:17:59	dd
8	FC046H-CAL,, /01	FC1L_080S22	Standard	10.15	8603	32072	10.000	0.272	9.637	96.4	1447	22-Feb-21	13:30:56	dd
9	FC046I-CAL,, /01	FC1L_080S23	Standard	10.15	9072	28431	10.000	0.324	11.463	114.6	776	22-Feb-21	13:44:01	dd
10	FC046J-CAL,, /01	FC1L_080S24	Standard	10.15	10554	22519	10.000	0.476	16.837	168.4	1310	22-Feb-21	13:56:58	MMX

Compound name: D3-N-MeFOSA
Response Factor: 0.282508
RRF SD: 0.0185778, % Relative SD: 6.57603
Response type: Internal Std (Ref 114), Area * (IS Conc. / IS Area)
Curve type: RF

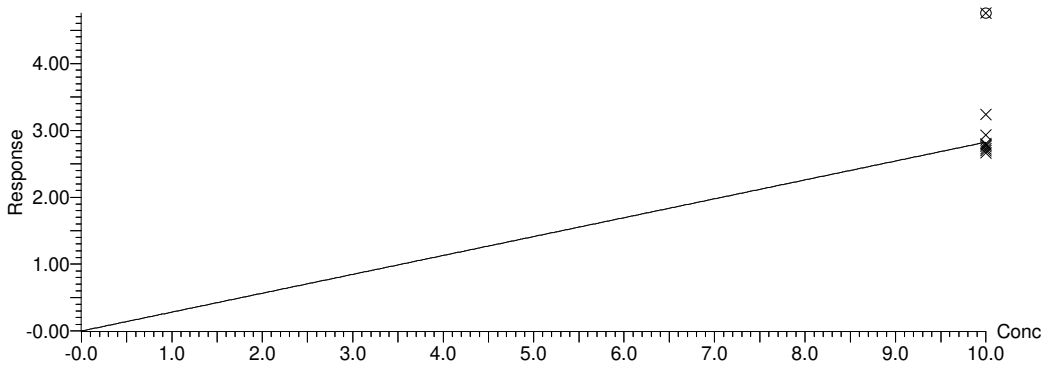

PV by TCH, SV by hh 10-Jun-21 Conc. & LOD unit = ng

Quantify Compound Summary Report **MassLynx MassLynx V4.1 SCN909**
SGS Axys Analytical Services, Ltd.

Dataset: G:\Masslynx\Inst_L\PFAS\quanfile\FC1L_080-a6.qld

Last Altered: Wednesday, June 09, 2021 15:38:41 Pacific Daylight Time
Printed: Thursday, June 10, 2021 10:10:18 Pacific Daylight Time

Compound name: D5-N-EtFOSA

#	ID	Name	Type	RT	Area	IS Area	Std. Conc	RRF	Conc.	%Rec	S/N	Acq.Date	Acq.Time	Flags
2	FC046B-CAL,, /01	FC1L_080S16	Standard	10.43	9231	33075	10.000	0.283	10.006	100.1	2453	22-Feb-21	12:12:50	dd
3	FC046C-CAL,, /01	FC1L_080S17	Standard	10.42	10145	37193	10.000	0.277	9.779	97.8	3933	22-Feb-21	12:25:55	bb
4	FC046D-CAL,, /01	FC1L_080S18	Standard	10.43	8870	32562	10.000	0.276	9.766	97.7	2138	22-Feb-21	12:38:52	db
5	FC046E-CAL,, /01	FC1L_080S19	Standard	10.43	8540	31642	10.000	0.274	9.676	96.8	1416	22-Feb-21	12:51:57	bb
6	FC046F-CAL,, /01	FC1L_080S20	Standard	10.42	8945	32016	10.000	0.284	10.016	100.2	1944	22-Feb-21	13:04:54	bb
7	FC046G-CAL,, /01	FC1L_080S21	Standard	10.42	8456	32511	10.000	0.264	9.325	93.3	2143	22-Feb-21	13:17:59	bb
8	FC046H-CAL,, /01	FC1L_080S22	Standard	10.42	8381	32072	10.000	0.265	9.369	93.7	2142	22-Feb-21	13:30:56	db
9	FC046I-CAL,, /01	FC1L_080S23	Standard	10.42	8285	28431	10.000	0.296	10.447	104.5	2467	22-Feb-21	13:44:01	db
10	FC046J-CAL,, /01	FC1L_080S24	Standard	10.43	7295	22519	10.000	0.329	11.614	116.1	746	22-Feb-21	13:56:58	db

Compound name: D5-N-EtFOSA
Response Factor: 0.283095
RRF SD: 0.0196821, % Relative SD: 6.95248
Response type: Internal Std (Ref 114), Area * (IS Conc. / IS Area)
Curve type: RF

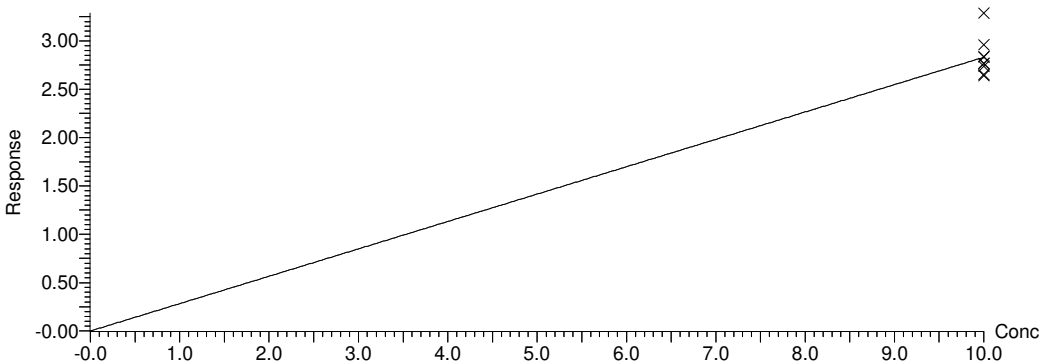

PV by TCH, SV by hh 10-Jun-21 Conc. & LOD unit = ng

Quantify Compound Summary Report **MassLynx MassLynx V4.1 SCN909**
SGS Axys Analytical Services, Ltd.

Dataset: G:\Masslynx\Inst_L\PFAS\quanfile\FC1L_080-a6.qld

Last Altered: Wednesday, June 09, 2021 15:38:41 Pacific Daylight Time
Printed: Thursday, June 10, 2021 10:10:18 Pacific Daylight Time

Compound name: D3-MeFOSAA

#	ID	Name	Type	RT	Area	IS Area	Std. Conc	RRF	Conc.	%Rec	S/N	Acq.Date	Acq.Time	Flags
2	FC046B-CAL,, /01	FC1L_080S16	Standard	7.54	14248	13167	22.500	0.962	22.661	100.7	19173	22-Feb-21	12:12:50	MM
3	FC046C-CAL,, /01	FC1L_080S17	Standard	7.54	14835	15615	22.500	0.844	19.894	88.4	32274	22-Feb-21	12:25:55	MM
4	FC046D-CAL,, /01	FC1L_080S18	Standard	7.55	13205	13447	22.500	0.873	20.564	91.4	19558	22-Feb-21	12:38:52	bb
5	FC046E-CAL,, /01	FC1L_080S19	Standard	7.55	13480	13914	22.500	0.861	20.287	90.2	14366	22-Feb-21	12:51:57	dd
6	FC046F-CAL,, /01	FC1L_080S20	Standard	7.55	13428	13080	22.500	0.913	21.498	95.5	1882	22-Feb-21	13:04:54	bb
7	FC046G-CAL,, /01	FC1L_080S21	Standard	7.54	13092	14082	22.500	0.826	19.468	86.5	17760	22-Feb-21	13:17:59	MM
8	FC046H-CAL,, /01	FC1L_080S22	Standard	7.54	14194	12997	22.500	0.971	22.868	101.6	12471	22-Feb-21	13:30:56	bb
9	FC046I-CAL,, /01	FC1L_080S23	Standard	7.54	13392	10650	22.500	1.118	26.331	117.0	11778	22-Feb-21	13:44:01	db
10	FC046J-CAL,, /01	FC1L_080S24	Standard	7.54	11708	8475	22.500	1.228	28.929	128.6	1328	22-Feb-21	13:56:58	db

Compound name: D3-MeFOSAA
Response Factor: 0.955096
RRF SD: 0.135746, % Relative SD: 14.2128
Response type: Internal Std (Ref 115), Area * (IS Conc. / IS Area)
Curve type: RF

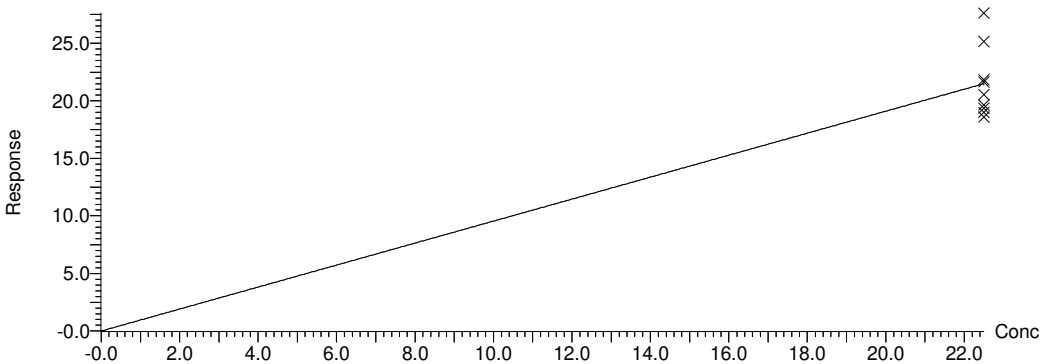

PV by TCH, SV by hh 10-Jun-21 Conc. & LOD unit = ng

Quantify Compound Summary Report **MassLynx MassLynx V4.1 SCN909**
SGS Axys Analytical Services, Ltd.

Dataset: G:\Masslynx\Inst_L\PFAS\quanfile\FC1L_080-a6.qld

Last Altered: Wednesday, June 09, 2021 15:38:41 Pacific Daylight Time
Printed: Thursday, June 10, 2021 10:10:18 Pacific Daylight Time

Compound name: D5-EtFOSAA

#	ID	Name	Type	RT	Area	IS Area	Std. Conc	RRF	Conc.	%Rec	S/N	Acq.Date	Acq.Time	Flags
2	FC046B-CAL,, /01	FC1L_080S16	Standard	7.68	10799	13167	20.000	0.820	20.924	104.6	21399	22-Feb-21	12:12:50	MM
3	FC046C-CAL,, /01	FC1L_080S17	Standard	7.68	11838	15615	20.000	0.758	19.340	96.7	10201	22-Feb-21	12:25:55	MM
4	FC046D-CAL,, /01	FC1L_080S18	Standard	7.69	9613	13447	20.000	0.715	18.237	91.2	7858	22-Feb-21	12:38:52	MM
5	FC046E-CAL,, /01	FC1L_080S19	Standard	7.69	10299	13914	20.000	0.740	18.883	94.4	5547	22-Feb-21	12:51:57	bb
6	FC046F-CAL,, /01	FC1L_080S20	Standard	7.69	10031	13080	20.000	0.767	19.564	97.8	8406	22-Feb-21	13:04:54	MM
7	FC046G-CAL,, /01	FC1L_080S21	Standard	7.68	9879	14082	20.000	0.702	17.896	89.5	1215	22-Feb-21	13:17:59	MM
8	FC046H-CAL,, /01	FC1L_080S22	Standard	7.68	10019	12997	20.000	0.771	19.664	98.3	3139	22-Feb-21	13:30:56	bd
9	FC046I-CAL,, /01	FC1L_080S23	Standard	7.69	10643	10650	20.000	0.999	25.493	127.5	3750	22-Feb-21	13:44:01	bb
10	FC046J-CAL,, /01	FC1L_080S24	Standard	7.69	9766	8475	20.000	1.152	29.397	147.0	2065	22-Feb-21	13:56:58	MMX

Compound name: D5-EtFOSAA
Response Factor: 0.78399
RRF SD: 0.0943394, % Relative SD: 12.0332
Response type: Internal Std (Ref 115), Area * (IS Conc. / IS Area)
Curve type: RF

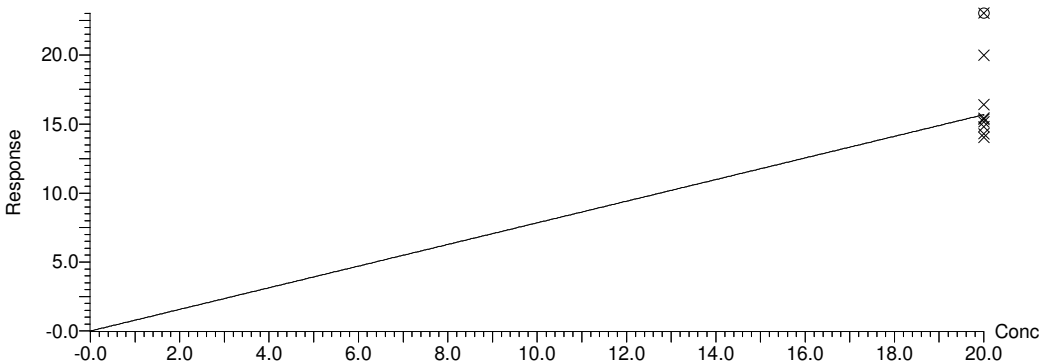

PV by TCH, SV by hh 10-Jun-21 Conc. & LOD unit = ng

Quantify Compound Summary Report **MassLynx MassLynx V4.1 SCN909**
SGS Axys Analytical Services, Ltd.

Dataset: G:\Masslynx\Inst_L\PFAS\quanfile\FC1L_080-a6.qld

Last Altered: Wednesday, June 09, 2021 15:38:41 Pacific Daylight Time
Printed: Thursday, June 10, 2021 10:10:18 Pacific Daylight Time

Compound name: D7-N-MeFOSE

#	ID	Name	Type	RT	Area	IS Area	Std. Conc	RRF	Conc.	%Rec	S/N	Acq.Date	Acq.Time	Flags
2	FC046B-CAL,, /01	FC1L_080S16	Standard	10.02	630751	33075	100.000	1.936	103.026	103.0	12555	22-Feb-21	12:12:50	MM
3	FC046C-CAL,, /01	FC1L_080S17	Standard	10.02	687966	37193	100.000	1.877	99.930	99.9	10589	22-Feb-21	12:25:55	MM
4	FC046D-CAL,, /01	FC1L_080S18	Standard	10.02	579037	32562	100.000	1.805	96.069	96.1	17478	22-Feb-21	12:38:52	bb
5	FC046E-CAL,, /01	FC1L_080S19	Standard	10.02	563024	31642	100.000	1.806	96.127	96.1	18308	22-Feb-21	12:51:57	bb
6	FC046F-CAL,, /01	FC1L_080S20	Standard	10.01	589143	32016	100.000	1.868	99.411	99.4	9239	22-Feb-21	13:04:54	MM
7	FC046G-CAL,, /01	FC1L_080S21	Standard	10.01	565137	32511	100.000	1.764	93.910	93.9	14509	22-Feb-21	13:17:59	MM
8	FC046H-CAL,, /01	FC1L_080S22	Standard	10.02	573063	32072	100.000	1.814	96.530	96.5	13467	22-Feb-21	13:30:56	bb
9	FC046I-CAL,, /01	FC1L_080S23	Standard	10.02	545033	28431	100.000	1.946	103.564	103.6	9124	22-Feb-21	13:44:01	MM
10	FC046J-CAL,, /01	FC1L_080S24	Standard	10.02	464493	22519	100.000	2.094	111.434	111.4	13435	22-Feb-21	13:56:58	bb

Compound name: D7-N-MeFOSE
Response Factor: 1.87871
RRF SD: 0.101285, % Relative SD: 5.39118
Response type: Internal Std (Ref 114), Area * (IS Conc. / IS Area)
Curve type: RF

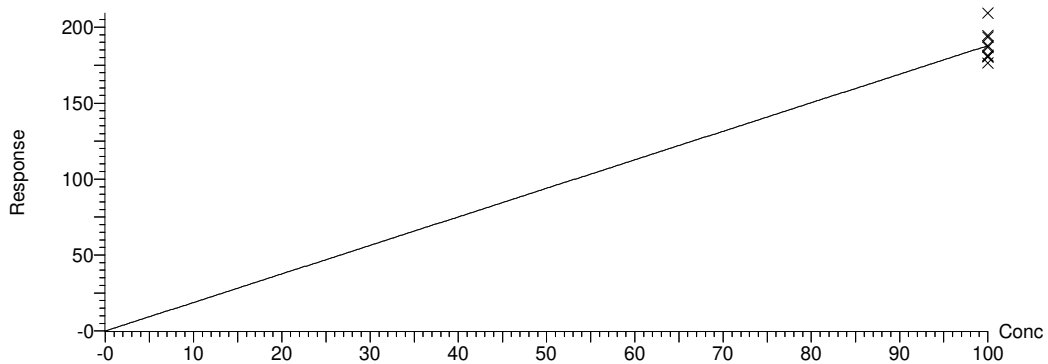

PV by TCH, SV by hh 10-Jun-21 Conc. & LOD unit = ng

Quantify Compound Summary Report **MassLynx MassLynx V4.1 SCN909**
SGS Axys Analytical Services, Ltd.

Dataset: G:\Masslynx\Inst_L\PFAS\quanfile\FC1L_080-a6.qld

Last Altered: Wednesday, June 09, 2021 15:38:41 Pacific Daylight Time
Printed: Thursday, June 10, 2021 10:10:18 Pacific Daylight Time

Compound name: D9-N-EtFOSE

#	ID	Name	Type	RT	Area	IS Area	Std. Conc	RRF	Conc.	%Rec	S/N	Acq.Date	Acq.Time	Flags
2	FC046B-CAL,, /01	FC1L_080S16	Standard	10.31	802623	33075	100.000	2.463	101.351	101.4	13086	22-Feb-21	12:12:50	bb
3	FC046C-CAL,, /01	FC1L_080S17	Standard	10.31	874211	37193	100.000	2.386	98.168	98.2	22019	22-Feb-21	12:25:55	bb
4	FC046D-CAL,, /01	FC1L_080S18	Standard	10.31	753529	32562	100.000	2.349	96.651	96.7	10794	22-Feb-21	12:38:52	bb
5	FC046E-CAL,, /01	FC1L_080S19	Standard	10.31	735931	31642	100.000	2.361	97.137	97.1	14454	22-Feb-21	12:51:57	bb
6	FC046F-CAL,, /01	FC1L_080S20	Standard	10.31	769918	32016	100.000	2.441	100.435	100.4	22289	22-Feb-21	13:04:54	bb
7	FC046G-CAL,, /01	FC1L_080S21	Standard	10.31	727171	32511	100.000	2.270	93.416	93.4	27850	22-Feb-21	13:17:59	bb
8	FC046H-CAL,, /01	FC1L_080S22	Standard	10.31	726658	32072	100.000	2.300	94.628	94.6	10764	22-Feb-21	13:30:56	bb
9	FC046I-CAL,, /01	FC1L_080S23	Standard	10.31	704916	28431	100.000	2.516	103.551	103.6	18078	22-Feb-21	13:44:01	bb
10	FC046J-CAL,, /01	FC1L_080S24	Standard	10.31	618244	22519	100.000	2.786	114.664	114.7	15897	22-Feb-21	13:56:58	bb

Compound name: D9-N-EtFOSE
Response Factor: 2.43015
RRF SD: 0.154801, % Relative SD: 6.37004
Response type: Internal Std (Ref 114), Area * (IS Conc. / IS Area)
Curve type: RF

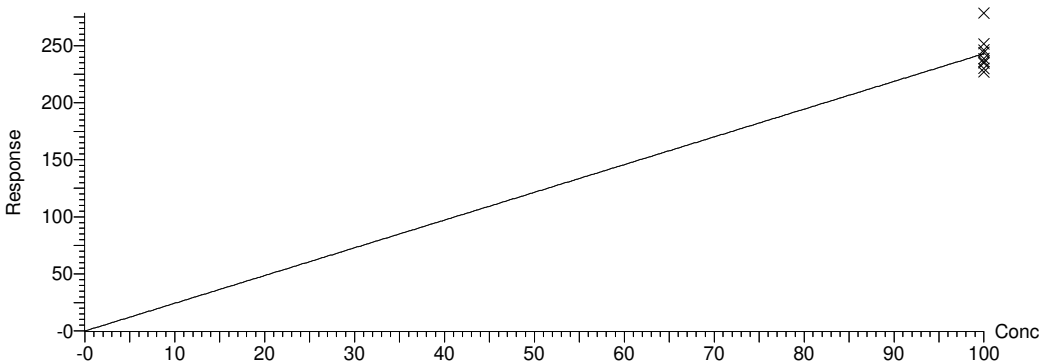

PV by TCH, SV by hh 10-Jun-21 Conc. & LOD unit = ng

Quantify Compound Summary Report **MassLynx MassLynx V4.1 SCN909**
SGS Axys Analytical Services, Ltd.

Dataset: G:\Masslynx\Inst_L\PFAS\quanfile\FC1L_080-a6.qld

Last Altered: Wednesday, June 09, 2021 15:38:41 Pacific Daylight Time
Printed: Thursday, June 10, 2021 10:10:18 Pacific Daylight Time

Compound name: 13C3-HFPO-DA

# ID	Name	Type	RT	Area	IS Area	Std. Conc	RRF	Conc.	%Rec	S/N	Acq.Date	Acq.Time	Flags
2 FC046B-CAL,, /01	FC1L_080S16	Standard	5.11	81464	60990	40.000	0.334	40.937	102.3	202641	22-Feb-21	12:12:50	bb
3 FC046C-CAL,, /01	FC1L_080S17	Standard	5.11	88875	66489	40.000	0.334	40.967	102.4	98889	22-Feb-21	12:25:55	bb
4 FC046D-CAL,, /01	FC1L_080S18	Standard	5.12	77506	57829	40.000	0.335	41.077	102.7	108550	22-Feb-21	12:38:52	bb
5 FC046E-CAL,, /01	FC1L_080S19	Standard	5.11	75503	54956	40.000	0.343	42.106	105.3	93945	22-Feb-21	12:51:57	bb
6 FC046F-CAL,, /01	FC1L_080S20	Standard	5.12	78540	55145	40.000	0.356	43.650	109.1	91058	22-Feb-21	13:04:54	bb
7 FC046G-CAL,, /01	FC1L_080S21	Standard	5.11	73364	54819	40.000	0.335	41.016	102.5	39721	22-Feb-21	13:17:59	bb
8 FC046H-CAL,, /01	FC1L_080S22	Standard	5.11	68288	55963	40.000	0.305	37.398	93.5	50364	22-Feb-21	13:30:56	bb
9 FC046I-CAL,, /01	FC1L_080S23	Standard	5.11	52112	48620	40.000	0.268	32.850	82.1	8031	22-Feb-21	13:44:01	bb
10 FC046J-CAL,, /01	FC1L_080S24	Standard	5.11	31606	36998	40.000	0.214	26.181	65.5	7517	22-Feb-21	13:56:58	bbX

Compound name: 13C3-HFPO-DA
Response Factor: 0.326285
RRF SD: 0.027518, % Relative SD: 8.43374
Response type: Internal Std (Ref 109), Area * (IS Conc. / IS Area)
Curve type: RF

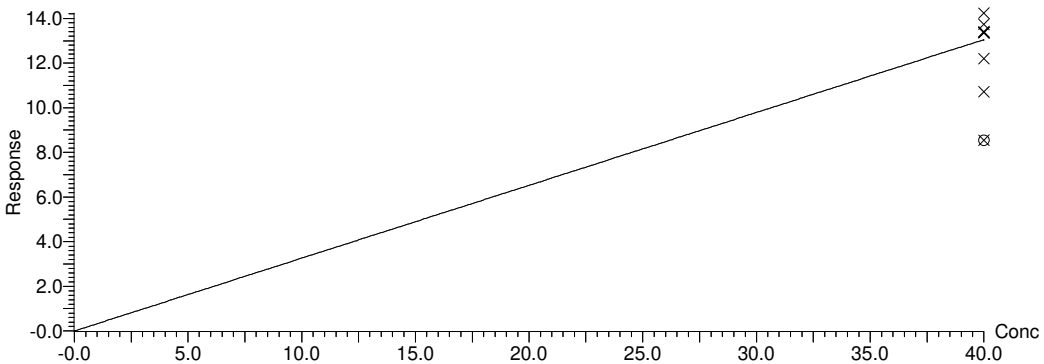

PV by TCH, SV by hh 10-Jun-21 Conc. & LOD unit = ng

Quantify Compound Summary Report **MassLynx MassLynx V4.1 SCN909**
SGS Axys Analytical Services, Ltd.

Dataset: G:\Masslynx\Inst_L\PFAS\quanfile\FC1L_080-a6.qld

Last Altered: Wednesday, June 09, 2021 15:38:41 Pacific Daylight Time
Printed: Thursday, June 10, 2021 10:10:18 Pacific Daylight Time

Compound name: 13C3-PFBA

#	ID	Name	Type	RT	Area	IS Area	Std. Conc	RRF	Conc.	%Rec	S/N	Acq.Date	Acq.Time	Flags
2	FC046B-CAL,, /01	FC1L_080S16	Standard	1.67	113177		20.000	5658.864	22.990	114.9	14495	22-Feb-21	12:12:50	MM
3	FC046C-CAL,, /01	FC1L_080S17	Standard	1.68	122772		20.000	6138.609	24.939	124.7	13733	22-Feb-21	12:25:55	bb
4	FC046D-CAL,, /01	FC1L_080S18	Standard	1.66	108581		20.000	5429.025	22.056	110.3	8056	22-Feb-21	12:38:52	bb
5	FC046E-CAL,, /01	FC1L_080S19	Standard	1.66	105779		20.000	5288.955	21.487	107.4	5318	22-Feb-21	12:51:57	bb
6	FC046F-CAL,, /01	FC1L_080S20	Standard	1.67	107991		20.000	5399.550	21.936	109.7	6489	22-Feb-21	13:04:54	bb
7	FC046G-CAL,, /01	FC1L_080S21	Standard	1.66	103345		20.000	5167.271	20.992	105.0	10170	22-Feb-21	13:17:59	bb
8	FC046H-CAL,, /01	FC1L_080S22	Standard	1.66	99723		20.000	4986.157	20.257	101.3	10745	22-Feb-21	13:30:56	bb
9	FC046I-CAL,, /01	FC1L_080S23	Standard	1.66	76098		20.000	3804.923	15.458	77.3	8044	22-Feb-21	13:44:01	bb
10	FC046J-CAL,, /01	FC1L_080S24	Standard	1.66	48668		20.000	2433.381	9.886	49.4	5462	22-Feb-21	13:56:58	MM

Compound name: 13C3-PFBA
Response Factor: 4922.97
RRF SD: 1126.29, % Relative SD: 22.8783
Response type: External Std, Area
Curve type: RF

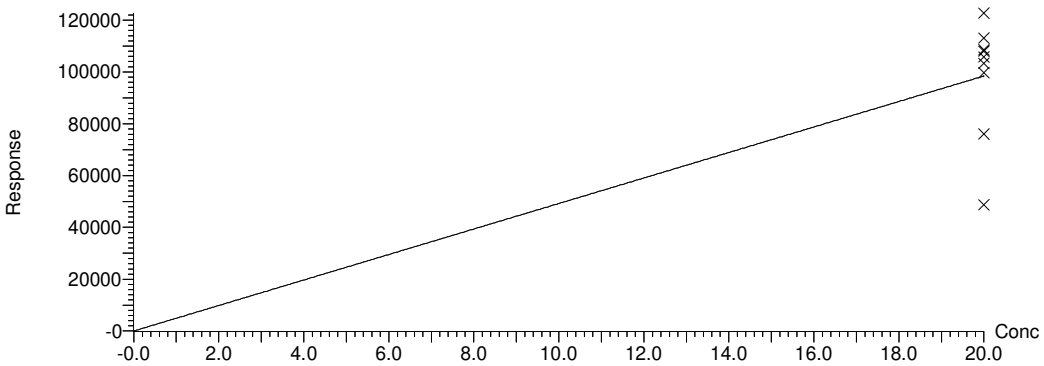

PV by TCH, SV by hh 10-Jun-21 Conc. & LOD unit = ng

Quantify Compound Summary Report **MassLynx MassLynx V4.1 SCN909**
SGS Axys Analytical Services, Ltd.

Dataset: G:\Masslynx\Inst_L\PFAS\quanfile\FC1L_080-a6.qld

Last Altered: Wednesday, June 09, 2021 15:38:41 Pacific Daylight Time
Printed: Thursday, June 10, 2021 10:10:18 Pacific Daylight Time

Compound name: 13C2-PFHxA

#	ID	Name	Type	RT	Area	IS Area	Std. Conc	RRF	Conc.	%Rec	S/N	Acq.Date	Acq.Time	Flags
2	FC046B-CAL,, /01	FC1L_080S16	Standard	4.97	60990		10.000	6098.979	11.161	111.6	108104	22-Feb-21	12:12:50	bb
3	FC046C-CAL,, /01	FC1L_080S17	Standard	4.97	66489		10.000	6648.905	12.167	121.7	12658	22-Feb-21	12:25:55	bb
4	FC046D-CAL,, /01	FC1L_080S18	Standard	4.97	57829		10.000	5782.890	10.583	105.8	74154	22-Feb-21	12:38:52	bb
5	FC046E-CAL,, /01	FC1L_080S19	Standard	4.97	54956		10.000	5495.619	10.057	100.6	55508	22-Feb-21	12:51:57	bb
6	FC046F-CAL,, /01	FC1L_080S20	Standard	4.97	55145		10.000	5514.502	10.091	100.9	84687	22-Feb-21	13:04:54	bb
7	FC046G-CAL,, /01	FC1L_080S21	Standard	4.97	54819		10.000	5481.919	10.032	100.3	43619	22-Feb-21	13:17:59	bb
8	FC046H-CAL,, /01	FC1L_080S22	Standard	4.97	55963		10.000	5596.282	10.241	102.4	6366	22-Feb-21	13:30:56	bb
9	FC046I-CAL,, /01	FC1L_080S23	Standard	4.97	48620		10.000	4861.994	8.897	89.0	16669	22-Feb-21	13:44:01	db
10	FC046J-CAL,, /01	FC1L_080S24	Standard	4.97	36998		10.000	3699.821	6.771	67.7	12236	22-Feb-21	13:56:58	bb

Compound name: 13C2-PFHxA
Response Factor: 5464.55
RRF SD: 821.964, % Relative SD: 15.0418
Response type: External Std, Area
Curve type: RF

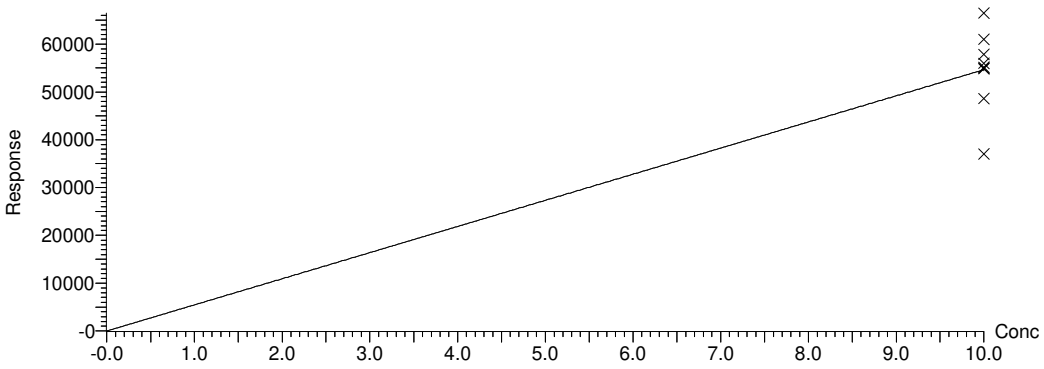

PV by TCH, SV by hh 10-Jun-21 Conc. & LOD unit = ng

Quantify Compound Summary Report **MassLynx MassLynx V4.1 SCN909**
SGS Axys Analytical Services, Ltd.

Dataset: G:\Masslynx\Inst_L\PFAS\quanfile\FC1L_080-a6.qld

Last Altered: Wednesday, June 09, 2021 15:38:41 Pacific Daylight Time
Printed: Thursday, June 10, 2021 10:10:18 Pacific Daylight Time

Compound name: 13C4-PFOA

#	ID	Name	Type	RT	Area	IS Area	Std. Conc	RRF	Conc.	%Rec	S/N	Acq.Date	Acq.Time	Flags
2	FC046B-CAL,, /01	FC1L_080S16	Standard	6.08	13866		10.000	1386.587	10.561	105.6	15375	22-Feb-21	12:12:50	bd
3	FC046C-CAL,, /01	FC1L_080S17	Standard	6.08	15397		10.000	1539.699	11.727	117.3	7740	22-Feb-21	12:25:55	bb
4	FC046D-CAL,, /01	FC1L_080S18	Standard	6.08	13059		10.000	1305.909	9.946	99.5	5851	22-Feb-21	12:38:52	bb
5	FC046E-CAL,, /01	FC1L_080S19	Standard	6.08	13127		10.000	1312.702	9.998	100.0	13661	22-Feb-21	12:51:57	bb
6	FC046F-CAL,, /01	FC1L_080S20	Standard	6.07	13340		10.000	1333.950	10.160	101.6	11150	22-Feb-21	13:04:54	bd
7	FC046G-CAL,, /01	FC1L_080S21	Standard	6.08	12989		10.000	1298.916	9.893	98.9	5473	22-Feb-21	13:17:59	bb
8	FC046H-CAL,, /01	FC1L_080S22	Standard	6.07	13339		10.000	1333.884	10.159	101.6	10129	22-Feb-21	13:30:56	bb
9	FC046I-CAL,, /01	FC1L_080S23	Standard	6.07	12638		10.000	1263.824	9.626	96.3	5973	22-Feb-21	13:44:01	bd
10	FC046J-CAL,, /01	FC1L_080S24	Standard	6.08	10413		10.000	1041.348	7.931	79.3	4376	22-Feb-21	13:56:58	bb

Compound name: 13C4-PFOA
Response Factor: 1312.98
RRF SD: 129.491, % Relative SD: 9.8624
Response type: External Std, Area
Curve type: RF

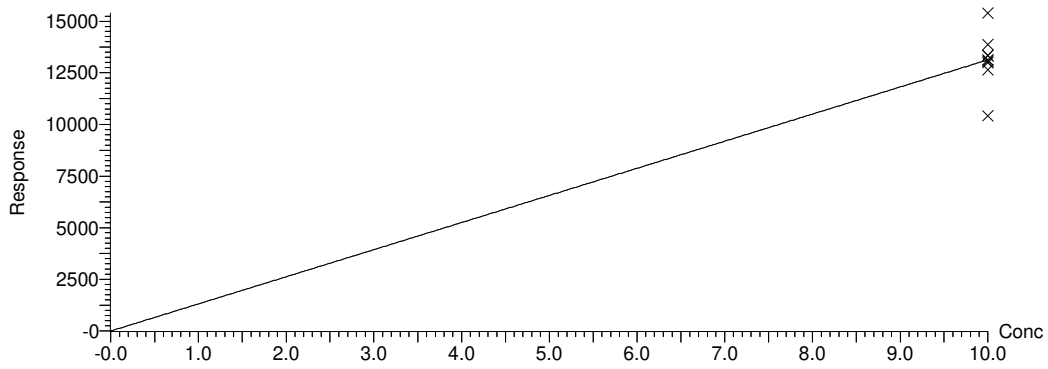

PV by TCH, SV by hh 10-Jun-21 Conc. & LOD unit = ng

Quantify Compound Summary Report **MassLynx MassLynx V4.1 SCN909**
SGS Axys Analytical Services, Ltd.

Dataset: G:\Masslynx\Inst_L\PFAS\quanfile\FC1L_080-a6.qld

Last Altered: Wednesday, June 09, 2021 15:38:41 Pacific Daylight Time
Printed: Thursday, June 10, 2021 10:10:18 Pacific Daylight Time

Compound name: 13C5-PFNA

#	ID	Name	Type	RT	Area	IS Area	Std. Conc	RRF	Conc.	%Rec	S/N	Acq.Date	Acq.Time	Flags
2	FC046B-CAL,, /01	FC1L_080S16	Standard	6.93	25499		5.000	5099.882	5.512	110.2	4370	22-Feb-21	12:12:50	bb
3	FC046C-CAL,, /01	FC1L_080S17	Standard	6.93	26743		5.000	5348.546	5.781	115.6	11491	22-Feb-21	12:25:55	dd
4	FC046D-CAL,, /01	FC1L_080S18	Standard	6.94	23120		5.000	4623.924	4.997	99.9	17194	22-Feb-21	12:38:52	dd
5	FC046E-CAL,, /01	FC1L_080S19	Standard	6.93	23055		5.000	4610.943	4.983	99.7	2947	22-Feb-21	12:51:57	bd
6	FC046F-CAL,, /01	FC1L_080S20	Standard	6.93	23844		5.000	4768.899	5.154	103.1	7727	22-Feb-21	13:04:54	dd
7	FC046G-CAL,, /01	FC1L_080S21	Standard	6.93	22999		5.000	4599.770	4.971	99.4	9183	22-Feb-21	13:17:59	bb
8	FC046H-CAL,, /01	FC1L_080S22	Standard	6.93	23124		5.000	4624.823	4.998	100.0	7722	22-Feb-21	13:30:56	bd
9	FC046I-CAL,, /01	FC1L_080S23	Standard	6.93	21591		5.000	4318.274	4.667	93.3	13845	22-Feb-21	13:44:01	bb
10	FC046J-CAL,, /01	FC1L_080S24	Standard	6.93	18207		5.000	3641.422	3.936	78.7	4812	22-Feb-21	13:56:58	dd

Compound name: 13C5-PFNA
Response Factor: 4626.28
RRF SD: 478.548, % Relative SD: 10.3441
Response type: External Std, Area
Curve type: RF

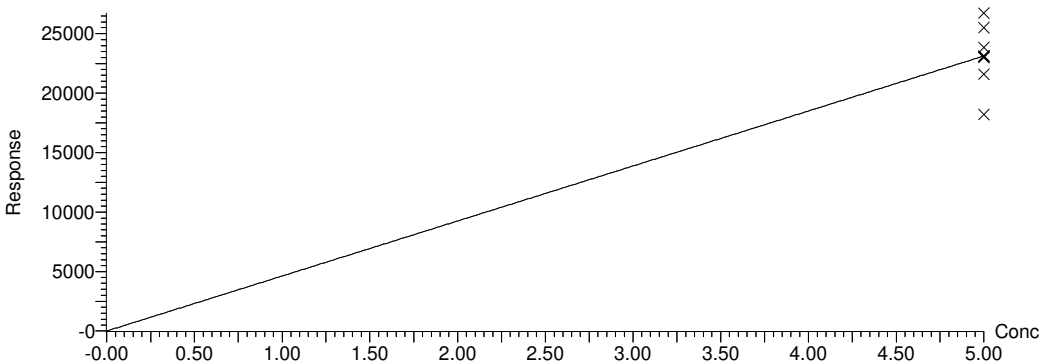

PV by TCH, SV by hh 10-Jun-21 Conc. & LOD unit = ng

Quantify Compound Summary Report **MassLynx MassLynx V4.1 SCN909**
SGS Axys Analytical Services, Ltd.

Dataset: G:\Masslynx\Inst_L\PFAS\quanfile\FC1L_080-a6.qld

Last Altered: Wednesday, June 09, 2021 15:38:41 Pacific Daylight Time
Printed: Thursday, June 10, 2021 10:10:18 Pacific Daylight Time

Compound name: 13C2-PFDA

#	ID	Name	Type	RT	Area	IS Area	Std. Conc	RRF	Conc.	%Rec	S/N	Acq.Date	Acq.Time	Flags
2	FC046B-CAL,, /01	FC1L_080S16	Standard	7.48	26130		5.000	5226.046	5.062	101.2	24977	22-Feb-21	12:12:50	bb
3	FC046C-CAL,, /01	FC1L_080S17	Standard	7.48	28825		5.000	5764.996	5.584	111.7	4911	22-Feb-21	12:25:55	bb
4	FC046D-CAL,, /01	FC1L_080S18	Standard	7.49	26397		5.000	5279.416	5.114	102.3	14469	22-Feb-21	12:38:52	bb
5	FC046E-CAL,, /01	FC1L_080S19	Standard	7.48	25478		5.000	5095.621	4.936	98.7	10890	22-Feb-21	12:51:57	bb
6	FC046F-CAL,, /01	FC1L_080S20	Standard	7.48	26822		5.000	5364.432	5.196	103.9	11351	22-Feb-21	13:04:54	bb
7	FC046G-CAL,, /01	FC1L_080S21	Standard	7.48	25888		5.000	5177.549	5.015	100.3	15080	22-Feb-21	13:17:59	bb
8	FC046H-CAL,, /01	FC1L_080S22	Standard	7.48	27062		5.000	5412.499	5.243	104.9	7649	22-Feb-21	13:30:56	bb
9	FC046I-CAL,, /01	FC1L_080S23	Standard	7.48	23324		5.000	4664.897	4.518	90.4	4816	22-Feb-21	13:44:01	dd
10	FC046J-CAL,, /01	FC1L_080S24	Standard	7.48	22369		5.000	4473.757	4.333	86.7	4676	22-Feb-21	13:56:58	dd

Compound name: 13C2-PFDA
Response Factor: 5162.13
RRF SD: 389.014, % Relative SD: 7.53592
Response type: External Std, Area
Curve type: RF

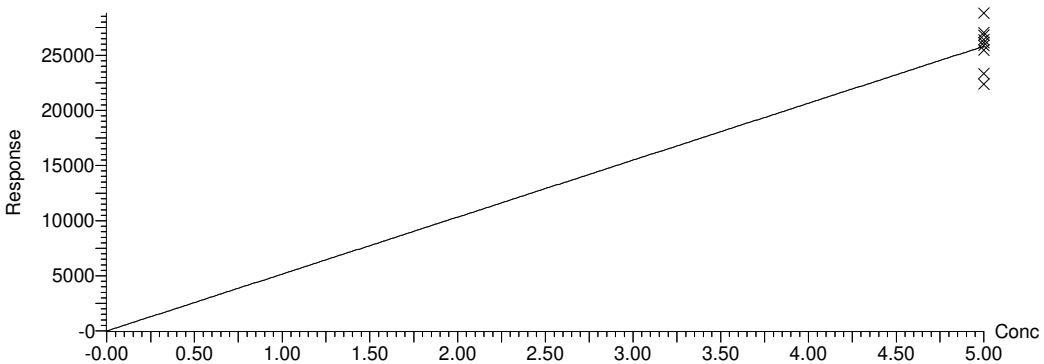

PV by TCH, SV by hh 10-Jun-21 Conc. & LOD unit = ng

Quantify Compound Summary Report **MassLynx MassLynx V4.1 SCN909**
SGS Axys Analytical Services, Ltd.

Dataset: G:\Masslynx\Inst_L\PFAS\quanfile\FC1L_080-a6.qld

Last Altered: Wednesday, June 09, 2021 15:38:41 Pacific Daylight Time
Printed: Thursday, June 10, 2021 10:10:18 Pacific Daylight Time

Compound name: 18O2-PFHxS

#	ID	Name	Type	RT	Area	IS Area	Std. Conc	RRF	Conc.	%Rec	S/N	Acq.Date	Acq.Time	Flags
2	FC046B-CAL,, /01	FC1L_080S16	Standard	6.16	30341		10.050	3019.040	10.670	106.2	2783	22-Feb-21	12:12:50	bb
3	FC046C-CAL,, /01	FC1L_080S17	Standard	6.16	33308		10.050	3314.202	11.714	116.6	6796	22-Feb-21	12:25:55	bb
4	FC046D-CAL,, /01	FC1L_080S18	Standard	6.16	30018		10.050	2986.897	10.557	105.0	6060	22-Feb-21	12:38:52	bd
5	FC046E-CAL,, /01	FC1L_080S19	Standard	6.16	27825		10.050	2768.667	9.786	97.4	1499	22-Feb-21	12:51:57	bb
6	FC046F-CAL,, /01	FC1L_080S20	Standard	6.16	29767		10.050	2961.846	10.468	104.2	12033	22-Feb-21	13:04:54	bb
7	FC046G-CAL,, /01	FC1L_080S21	Standard	6.16	27618		10.050	2748.065	9.713	96.6	10497	22-Feb-21	13:17:59	bb
8	FC046H-CAL,, /01	FC1L_080S22	Standard	6.16	27812		10.050	2767.374	9.781	97.3	1947	22-Feb-21	13:30:56	bd
9	FC046I-CAL,, /01	FC1L_080S23	Standard	6.16	26686		10.050	2655.371	9.385	93.4	3091	22-Feb-21	13:44:01	bd
10	FC046J-CAL,, /01	FC1L_080S24	Standard	6.16	23818		10.050	2369.920	8.376	83.3	2862	22-Feb-21	13:56:58	MM

Compound name: 18O2-PFHxS
Response Factor: 2843.49
RRF SD: 266.251, % Relative SD: 9.36354
Response type: External Std, Area
Curve type: RF

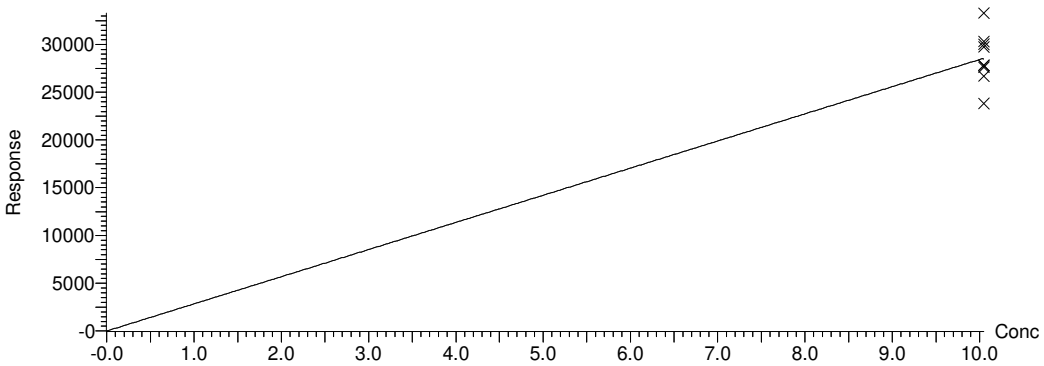

PV by TCH, SV by hh 10-Jun-21 Conc. & LOD unit = ng

Quantify Compound Summary Report **MassLynx MassLynx V4.1 SCN909**
SGS Axys Analytical Services, Ltd.

Dataset: G:\Masslynx\Inst_L\PFAS\quanfile\FC1L_080-a6.qld

Last Altered: Wednesday, June 09, 2021 15:38:41 Pacific Daylight Time
Printed: Thursday, June 10, 2021 10:10:18 Pacific Daylight Time

Compound name: 13C4-PFOS

#	ID	Name	Type	RT	Area	IS Area	Std. Conc	RRF	Conc.	%Rec	S/N	Acq.Date	Acq.Time	Flags
2	FC046B-CAL,, /01	FC1L_080S16	Standard	7.57	33075		10.150	3258.751	10.713	105.6	14827	22-Feb-21	12:12:50	bb
3	FC046C-CAL,, /01	FC1L_080S17	Standard	7.57	37193		10.150	3664.478	12.047	118.7	27143	22-Feb-21	12:25:55	dd
4	FC046D-CAL,, /01	FC1L_080S18	Standard	7.57	32562		10.150	3208.202	10.547	103.9	25022	22-Feb-21	12:38:52	bb
5	FC046E-CAL,, /01	FC1L_080S19	Standard	7.57	31642		10.150	3117.594	10.249	101.0	15989	22-Feb-21	12:51:57	bb
6	FC046F-CAL,, /01	FC1L_080S20	Standard	7.57	32016		10.150	3154.471	10.370	102.2	50032	22-Feb-21	13:04:54	bb
7	FC046G-CAL,, /01	FC1L_080S21	Standard	7.57	32511		10.150	3203.180	10.530	103.8	12098	22-Feb-21	13:17:59	bb
8	FC046H-CAL,, /01	FC1L_080S22	Standard	7.57	32072		10.150	3159.948	10.388	102.3	14256	22-Feb-21	13:30:56	bb
9	FC046I-CAL,, /01	FC1L_080S23	Standard	7.57	28431		10.150	2801.253	9.209	90.7	3466	22-Feb-21	13:44:01	dd
10	FC046J-CAL,, /01	FC1L_080S24	Standard	7.57	22519		10.150	2218.716	7.294	71.9	6922	22-Feb-21	13:56:58	bb

Compound name: 13C4-PFOS
Response Factor: 3087.4
RRF SD: 393.31, % Relative SD: 12.7392
Response type: External Std, Area
Curve type: RF

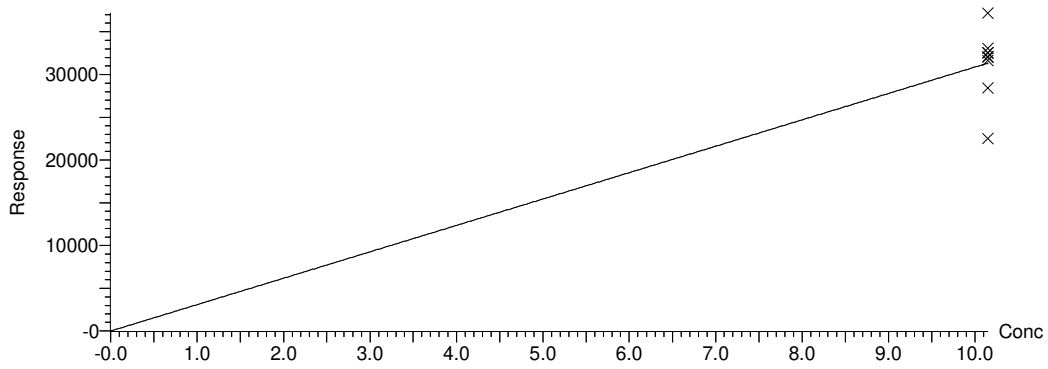

PV by TCH, SV by hh 10-Jun-21 Conc. & LOD unit = ng

Quantify Compound Summary Report **MassLynx MassLynx V4.1 SCN909**
SGS Axys Analytical Services, Ltd.

Dataset: G:\Masslynx\Inst_L\PFAS\quanfile\FC1L_080-a6.qld

Last Altered: Wednesday, June 09, 2021 15:38:41 Pacific Daylight Time
Printed: Thursday, June 10, 2021 10:10:18 Pacific Daylight Time

Compound name: 13C2-D4-6:2 FTS

#	ID	Name	Type	RT	Area	IS Area	Std. Conc	RRF	Conc.	%Rec	S/N	Acq.Date	Acq.Time	Flags
2	FC046B-CAL,, /01	FC1L_080S16	Standard	5.80	13167		20.000	658.331	20.532	102.7	20991	22-Feb-21	12:12:50	db
3	FC046C-CAL,, /01	FC1L_080S17	Standard	5.80	15615		20.000	780.761	24.351	121.8	2416	22-Feb-21	12:25:55	bb
4	FC046D-CAL,, /01	FC1L_080S18	Standard	5.80	13447		20.000	672.360	20.970	104.8	14525	22-Feb-21	12:38:52	bb
5	FC046E-CAL,, /01	FC1L_080S19	Standard	5.80	13914		20.000	695.708	21.698	108.5	14293	22-Feb-21	12:51:57	bb
6	FC046F-CAL,, /01	FC1L_080S20	Standard	5.80	13080		20.000	653.985	20.397	102.0	11101	22-Feb-21	13:04:54	dd
7	FC046G-CAL,, /01	FC1L_080S21	Standard	5.80	14082		20.000	704.098	21.960	109.8	11438	22-Feb-21	13:17:59	bb
8	FC046H-CAL,, /01	FC1L_080S22	Standard	5.80	12997		20.000	649.854	20.268	101.3	3933	22-Feb-21	13:30:56	dd
9	FC046I-CAL,, /01	FC1L_080S23	Standard	5.80	10650		20.000	532.509	16.608	83.0	3926	22-Feb-21	13:44:01	dd
10	FC046J-CAL,, /01	FC1L_080S24	Standard	5.80	8475		20.000	423.735	13.216	66.1	4239	22-Feb-21	13:56:58	db

Compound name: 13C2-D4-6:2 FTS
Response Factor: 641.26
RRF SD: 104.29, % Relative SD: 16.2634
Response type: External Std, Area
Curve type: RF

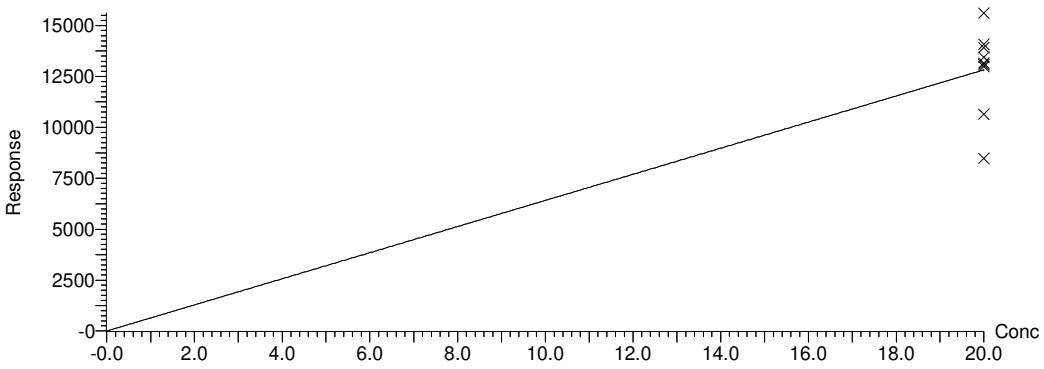

PV by TCH, SV by hh 10-Jun-21 Conc. & LOD unit = ng

Quantify Sample Report **MassLynx MassLynx V4.1 SCN909**
SGS Axys Analytical Services, Ltd.

Dataset: G:\Masslynx\Inst_L\PFAS\quanfile\FC1L_080-a6.qld

Last Altered: Wednesday, June 09, 2021 15:38:41 Pacific Daylight Time
Printed: Thursday, June 10, 2021 10:10:18 Pacific Daylight Time

Method: G:\Masslynx\Master Methods\MassLynx SCN 909\UPLC\FC_110_UPLC_14DoD.mdb 05 Mar 2021 09:55:55
Calibration: G:\Masslynx\Inst_L\PFAS\curve\FC1L_080-A6.cdb 09 Jun 2021 15:38:41

ID: FC046B-CAL,, /01, Name: FC1L_080S16, Description: 1,,2uL, Date: 22-Feb-2021, Time: 12:12:50

PFBA

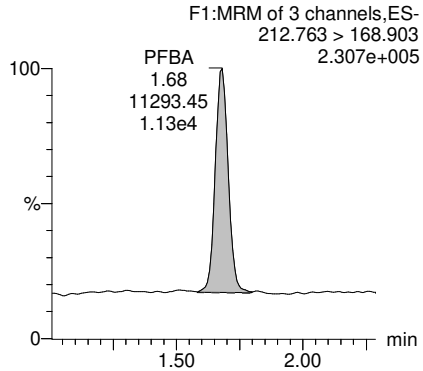

PFPeA

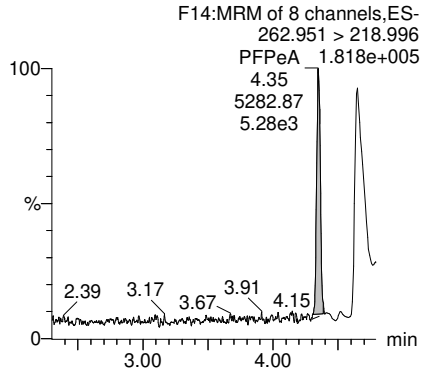

PFHxA

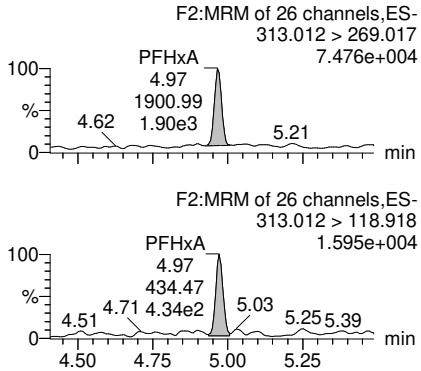

PFHpA

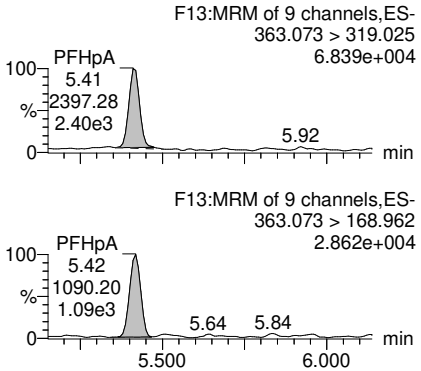

PFOA-I

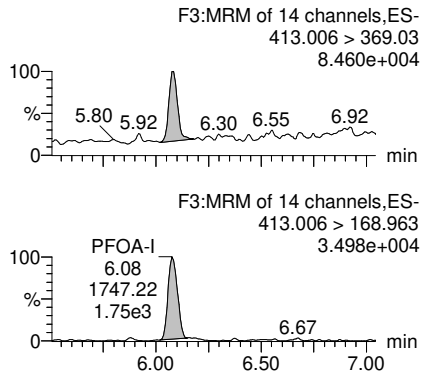

PFOA-II

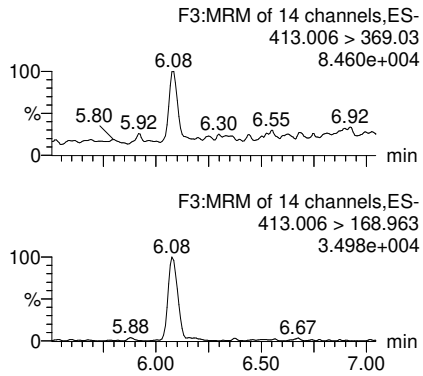

PFOA-III

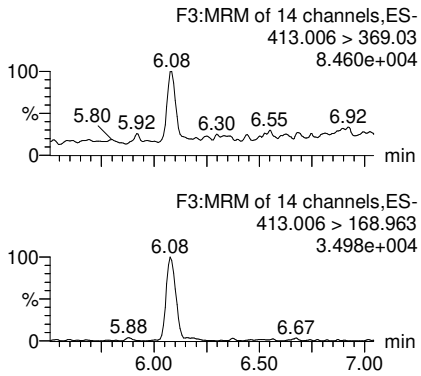

PFOA-IV

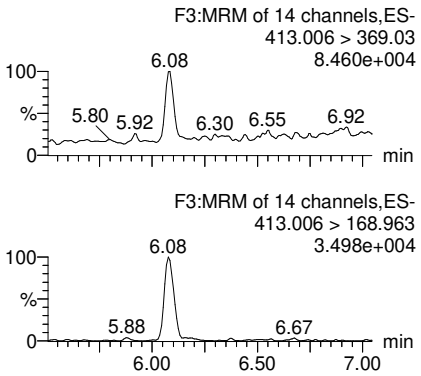

PV by TCH, SV by hh 10-Jun-21 Conc. & LOD unit = ng

Quantify Sample Report **MassLynx MassLynx V4.1 SCN909**
SGS Axys Analytical Services, Ltd.

Dataset: G:\Masslynx\Inst_L\PFAS\quanfile\FC1L_080-a6.qld

Last Altered: Wednesday, June 09, 2021 15:38:41 Pacific Daylight Time
Printed: Thursday, June 10, 2021 10:10:18 Pacific Daylight Time

ID: FC046B-CAL,, /01, Name: FC1L_080S16, Description: 1,,2uL, Date: 22-Feb-2021, Time: 12:12:50

PFOA-SUM

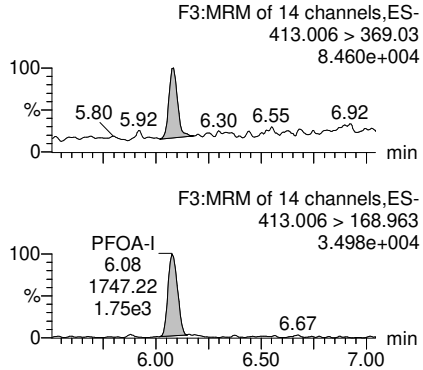

PFOA

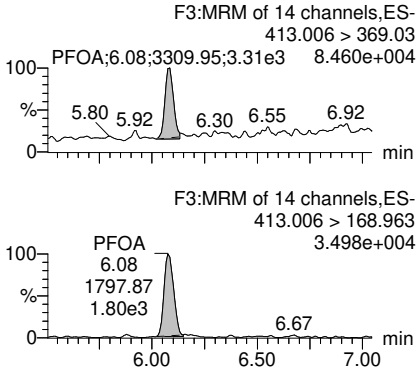

PFNA-I

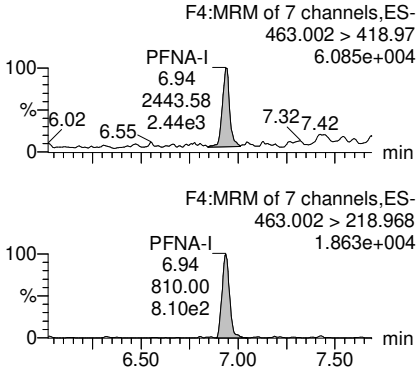

PFNA-II

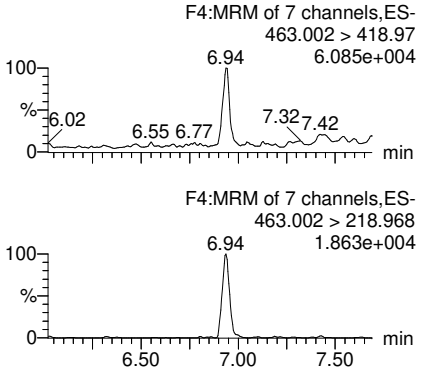

PFNA-III

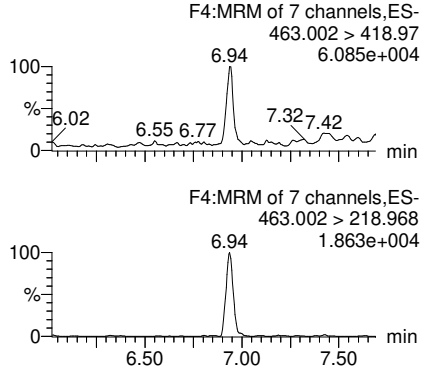

PFNA-SUM

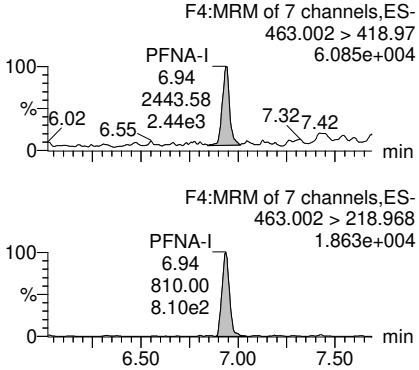

PFNA

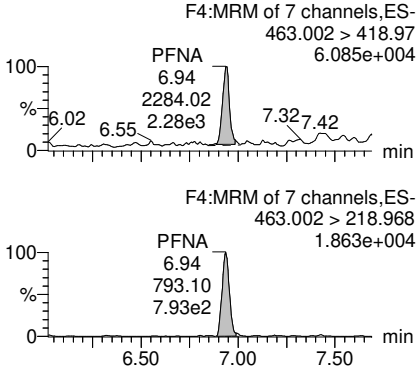

PFDA

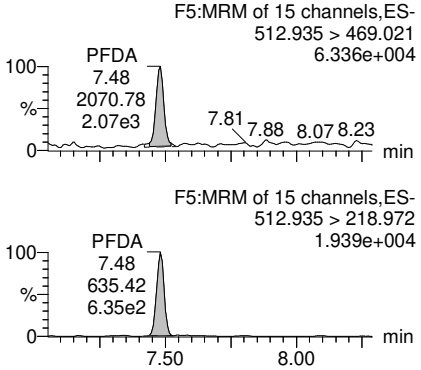

PV by TCH, SV by hh 10-Jun-21 Conc. & LOD unit = ng

Quantify Sample Report **MassLynx MassLynx V4.1 SCN909**
SGS Axys Analytical Services, Ltd.

Dataset: G:\Masslynx\Inst_L\PFAS\quanfile\FC1L_080-a6.qld

Last Altered: Wednesday, June 09, 2021 15:38:41 Pacific Daylight Time
Printed: Thursday, June 10, 2021 10:10:18 Pacific Daylight Time

ID: FC046B-CAL,, /01, Name: FC1L_080S16, Description: 1,,2uL, Date: 22-Feb-2021, Time: 12:12:50

PFUnA

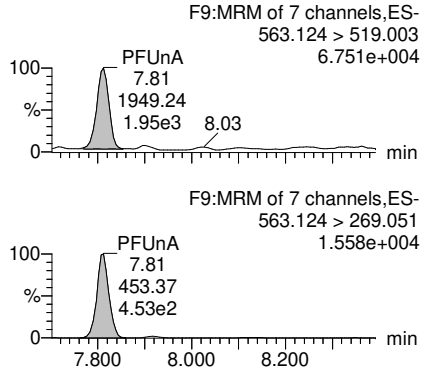

PFDoA

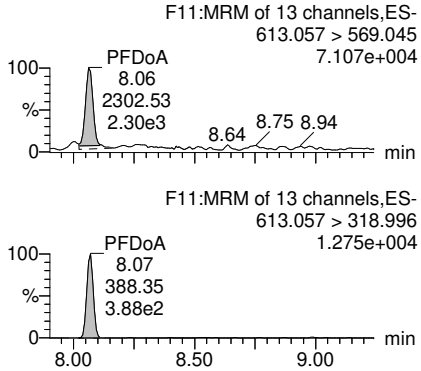

PFTrDA

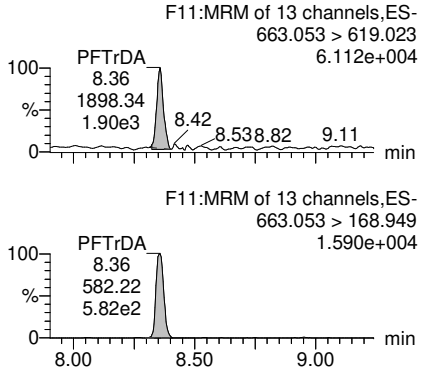

PFTeDA

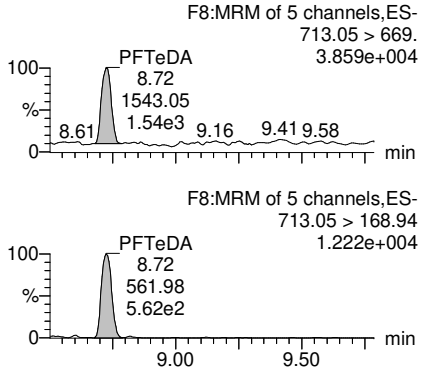

PFBS

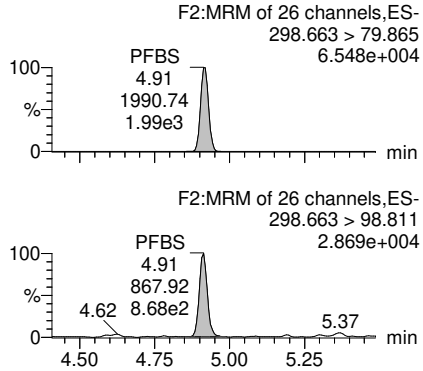

PFPeS

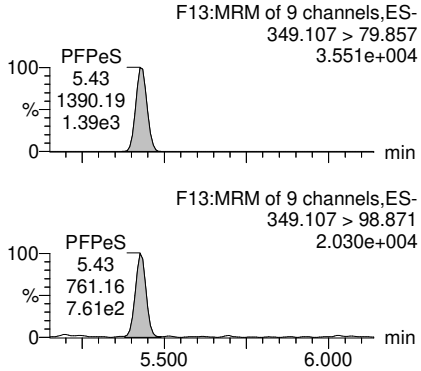

PFHxS-I

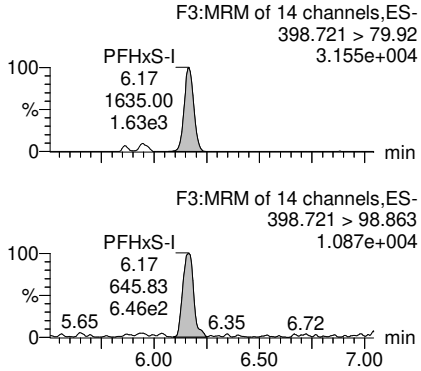

PFHxS-II

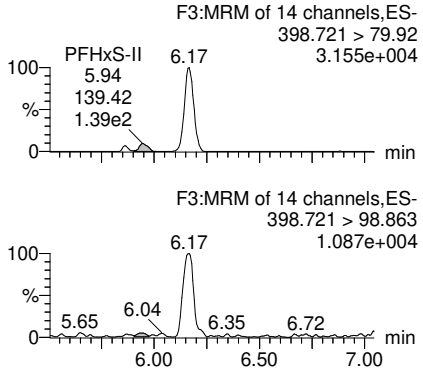

PV by TCH, SV by hh 10-Jun-21 Conc. & LOD unit = ng

Quantify Sample Report **MassLynx MassLynx V4.1 SCN909**
SGS Axys Analytical Services, Ltd.

Dataset: G:\Masslynx\Inst_L\PFAS\quanfile\FC1L_080-a6.qld

Last Altered: Wednesday, June 09, 2021 15:38:41 Pacific Daylight Time
Printed: Thursday, June 10, 2021 10:10:18 Pacific Daylight Time

ID: FC046B-CAL,, /01, Name: FC1L_080S16, Description: 1,,2uL, Date: 22-Feb-2021, Time: 12:12:50

PFHxS-III

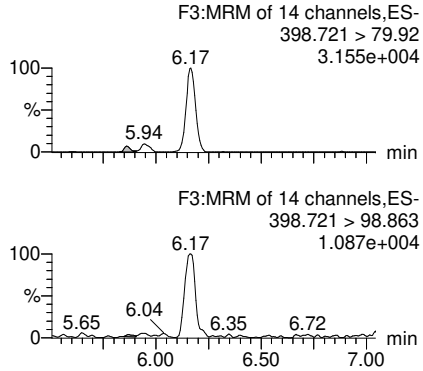

PFHxS-SUM

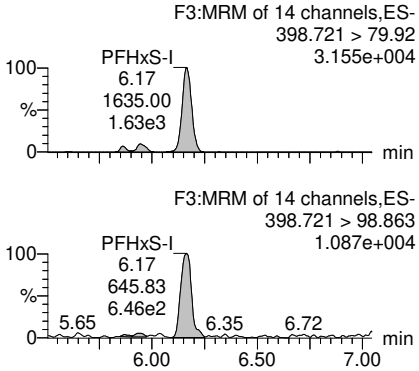

PFHxS

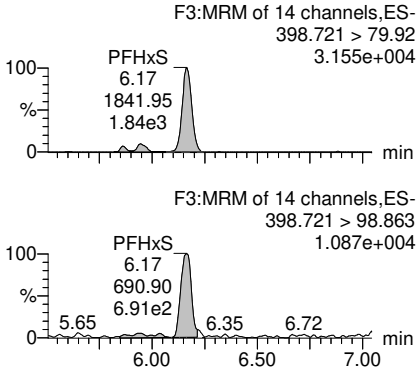

PFHpS

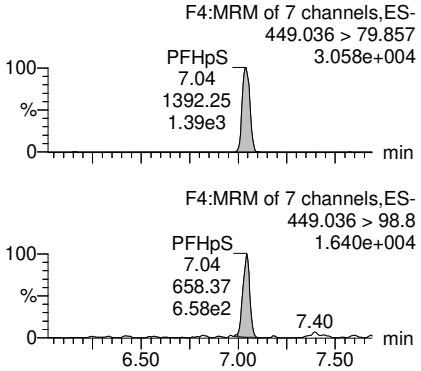

PFOS-I

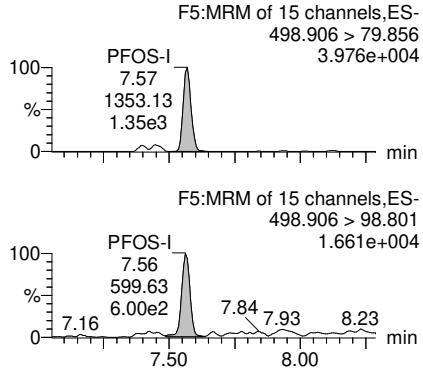

PFOS-II

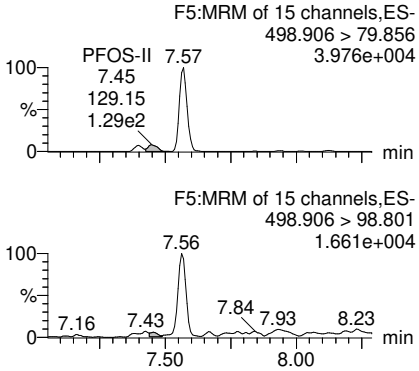

PFOS-III

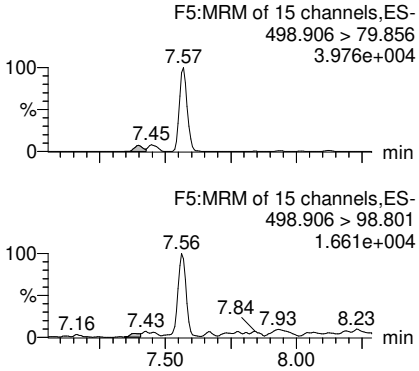

PFOS-IV

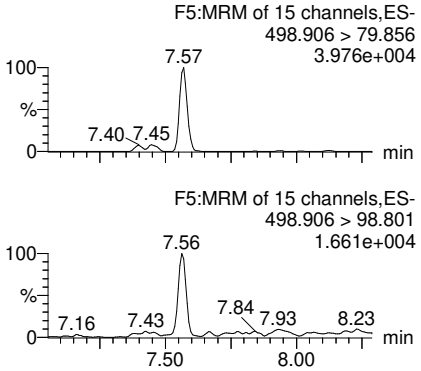

PV by TCH, SV by hh 10-Jun-21 Conc. & LOD unit = ng

Quantify Sample Report **MassLynx MassLynx V4.1 SCN909**
SGS Axys Analytical Services, Ltd.

Dataset: G:\Masslynx\Inst_L\PFAS\quanfile\FC1L_080-a6.qld

Last Altered: Wednesday, June 09, 2021 15:38:41 Pacific Daylight Time
Printed: Thursday, June 10, 2021 10:10:18 Pacific Daylight Time

ID: FC046B-CAL,, /01, Name: FC1L_080S16, Description: 1,,2uL, Date: 22-Feb-2021, Time: 12:12:50

PFOS-SUM

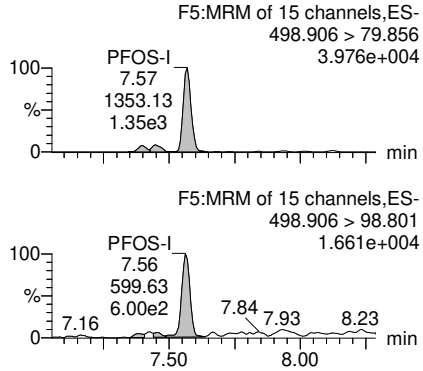

PFOS

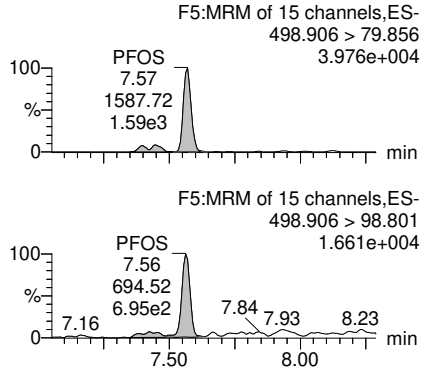

PFNS

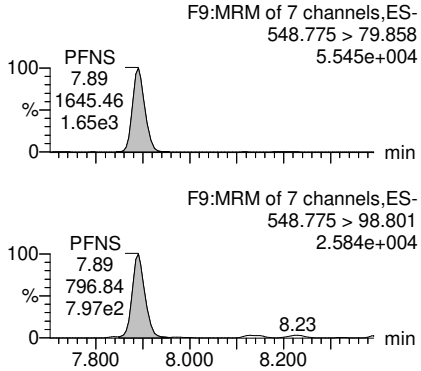

PFDS

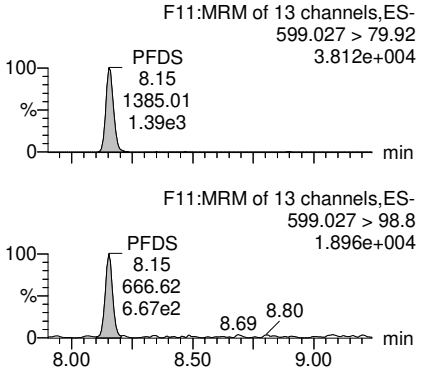

PFDoS

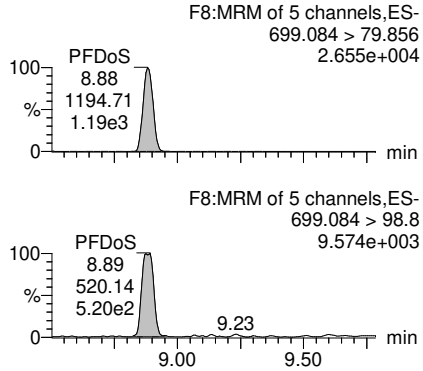

4:2 FTS

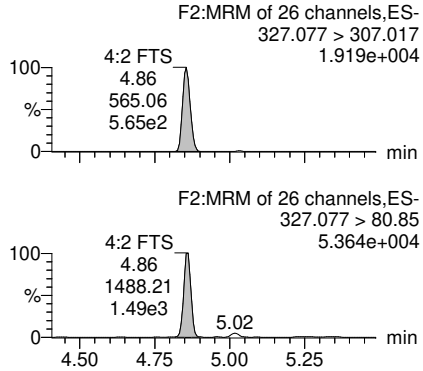

6:2 FTS

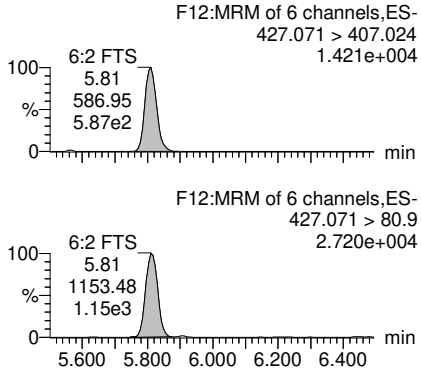

8:2 FTS

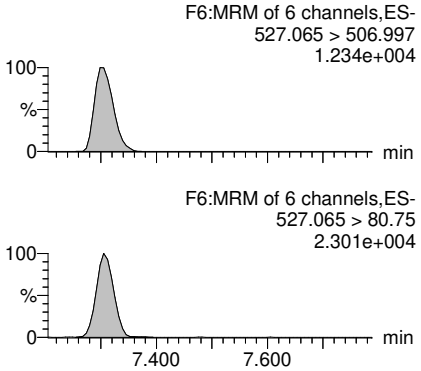

PV by TCH, SV by hh 10-Jun-21 Conc. & LOD unit = ng

Quantify Sample Report **MassLynx MassLynx V4.1 SCN909**
SGS Axys Analytical Services, Ltd.

Dataset: G:\Masslynx\Inst_L\PFAS\quanfile\FC1L_080-a6.qld

Last Altered: Wednesday, June 09, 2021 15:38:41 Pacific Daylight Time
Printed: Thursday, June 10, 2021 10:10:18 Pacific Daylight Time

ID: FC046B-CAL,, /01, Name: FC1L_080S16, Description: 1,,2uL, Date: 22-Feb-2021, Time: 12:12:50

PFOSA-I

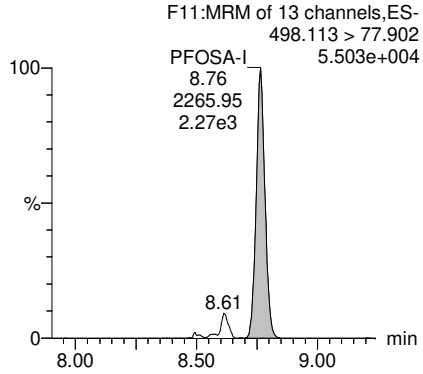

PFOSA-II

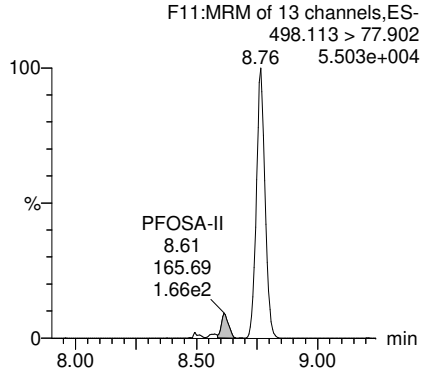

PFOSA-SUM

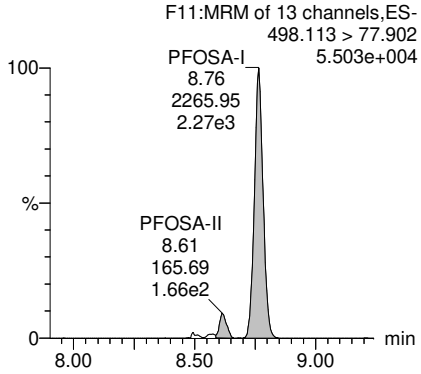

PFOSA

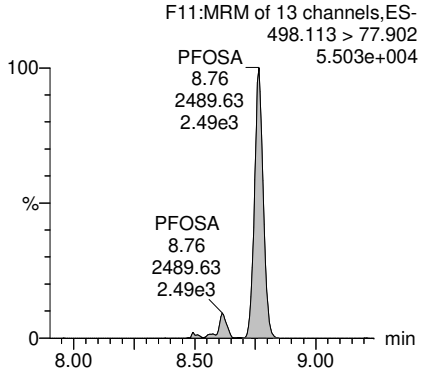

N-MeFOSA-I

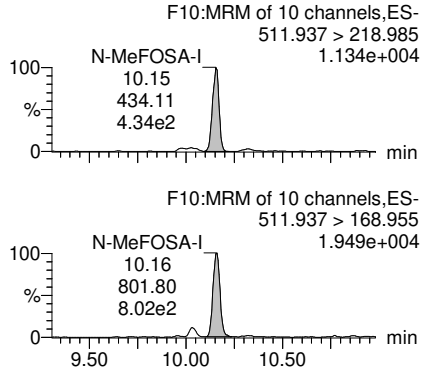

N-MeFOSA-II

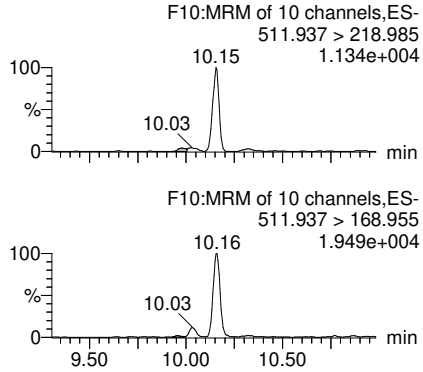

N-MeFOSA-SUM

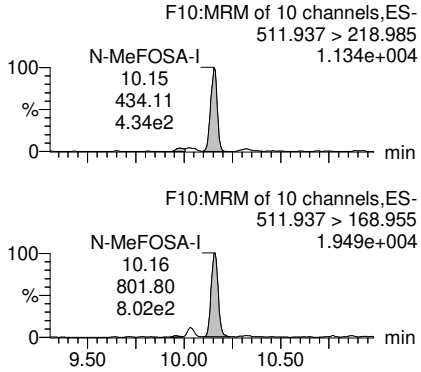

N-MeFOSA

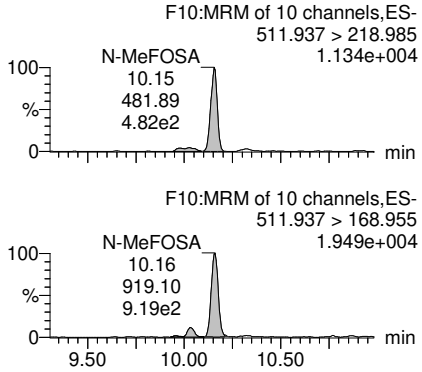

PV by TCH, SV by hh 10-Jun-21 Conc. & LOD unit = ng

Quantify Sample Report **MassLynx MassLynx V4.1 SCN909**
SGS Axys Analytical Services, Ltd.

Dataset: G:\Masslynx\Inst_L\PFAS\quanfile\FC1L_080-a6.qld

Last Altered: Wednesday, June 09, 2021 15:38:41 Pacific Daylight Time
Printed: Thursday, June 10, 2021 10:10:18 Pacific Daylight Time

ID: FC046B-CAL,, /01, Name: FC1L_080S16, Description: 1,,2uL, Date: 22-Feb-2021, Time: 12:12:50

N-EtFOSA-I

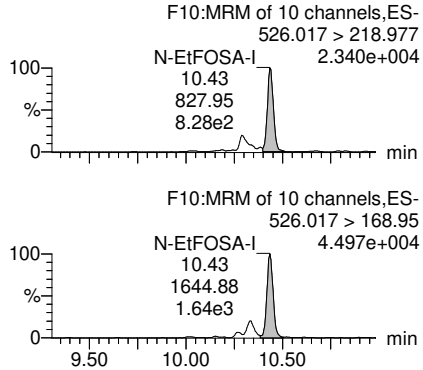

N-EtFOSA-II

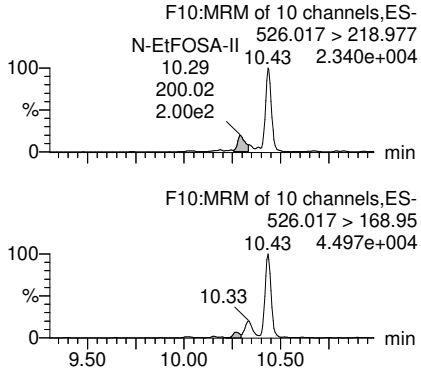

N-EtFOSA-SUM

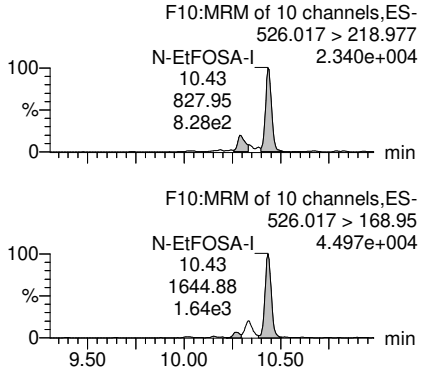

N-EtFOSA

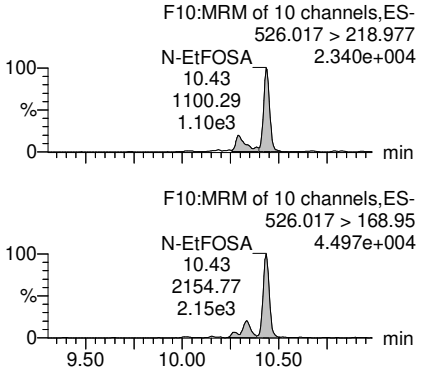

MeFOSAA-I

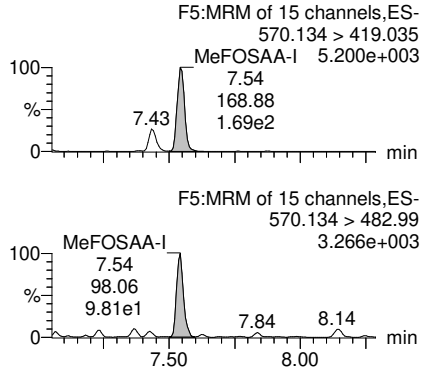

MeFOSAA-II

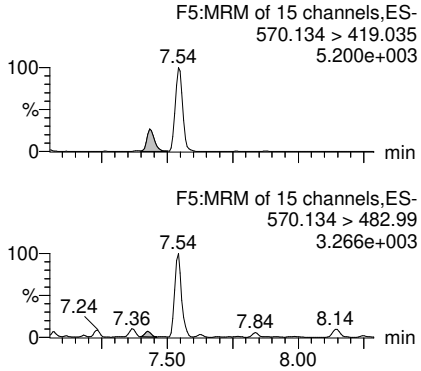

MeFOSAA-III

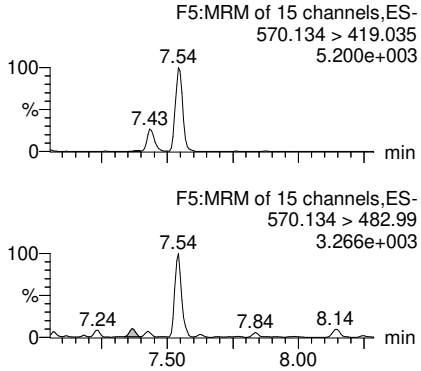

MeFOSAA-SUM

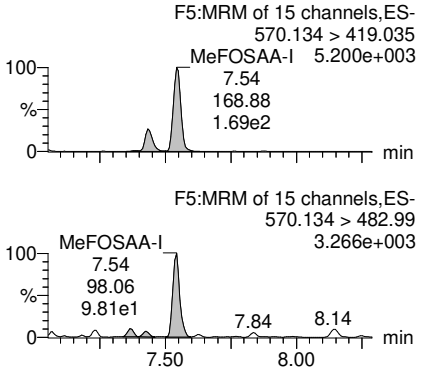

PV by TCH, SV by hh 10-Jun-21 Conc. & LOD unit = ng

Quantify Sample Report **MassLynx MassLynx V4.1 SCN909**
SGS Axys Analytical Services, Ltd.

Dataset: G:\Masslynx\Inst_L\PFAS\quanfile\FC1L_080-a6.qld

Last Altered: Wednesday, June 09, 2021 15:38:41 Pacific Daylight Time
Printed: Thursday, June 10, 2021 10:10:18 Pacific Daylight Time

ID: FC046B-CAL,, /01, Name: FC1L_080S16, Description: 1,,2uL, Date: 22-Feb-2021, Time: 12:12:50

MeFOSAA

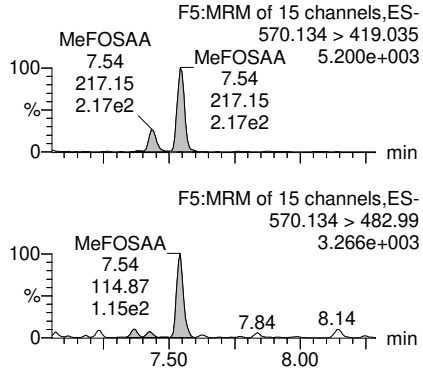

EtFOSAA-I

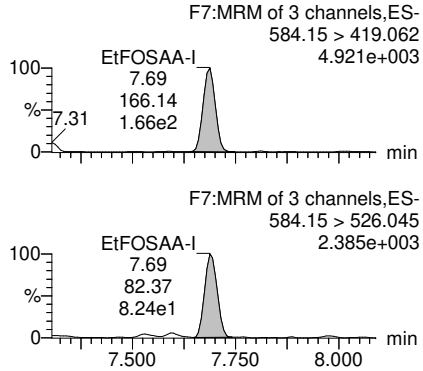

EtFOSAA-II

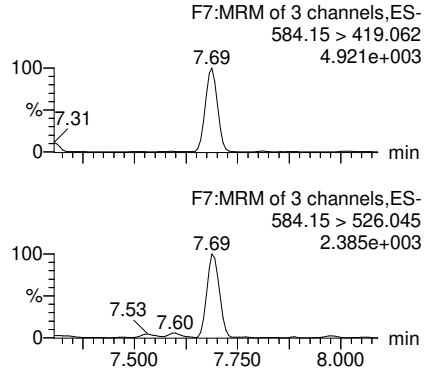

EtFOSAA-III

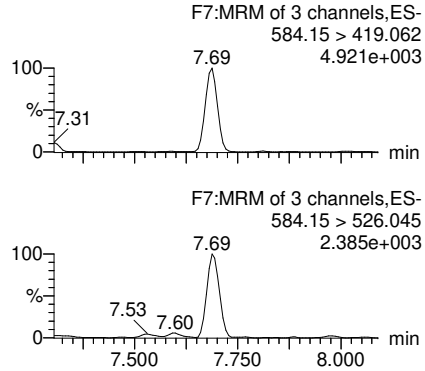

EtFOSAA-SUM

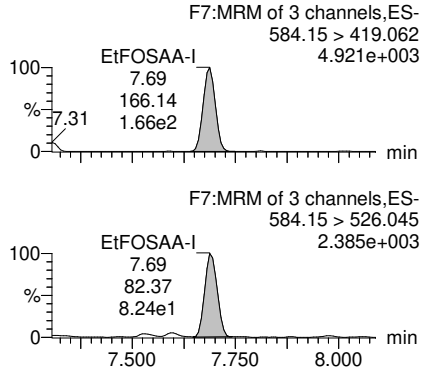

EtFOSAA

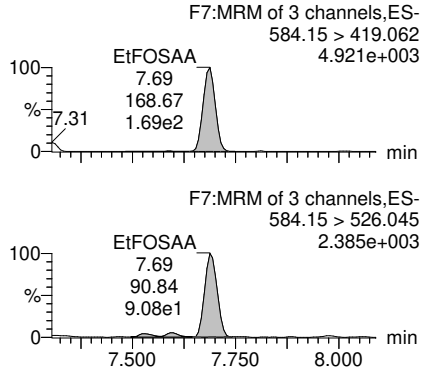

N-MeFOSE-I

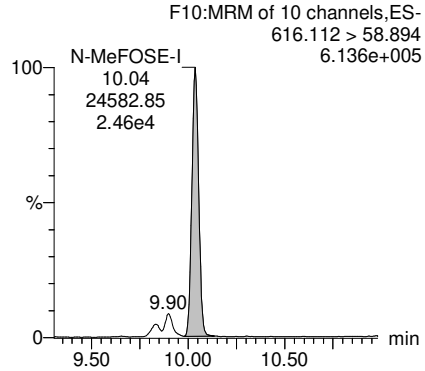

N-MeFOSE-II

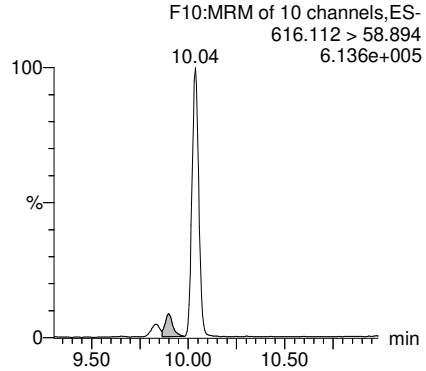

PV by TCH, SV by hh 10-Jun-21 Conc. & LOD unit = ng

Quantify Sample Report **MassLynx MassLynx V4.1 SCN909**
SGS Axys Analytical Services, Ltd.

Dataset: G:\Masslynx\Inst_L\PFAS\quanfile\FC1L_080-a6.qld

Last Altered: Wednesday, June 09, 2021 15:38:41 Pacific Daylight Time
Printed: Thursday, June 10, 2021 10:10:18 Pacific Daylight Time

ID: FC046B-CAL,, /01, Name: FC1L_080S16, Description: 1,,2uL, Date: 22-Feb-2021, Time: 12:12:50

N-MeFOSE-III

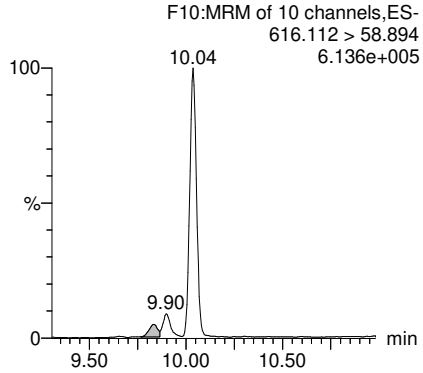

N-MeFOSE-SUM

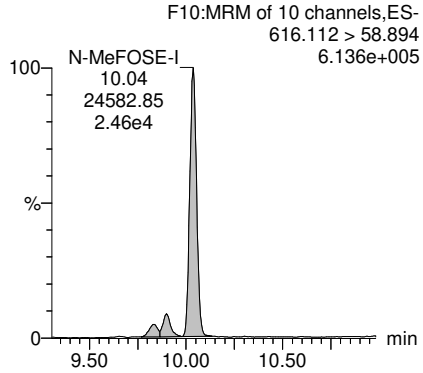

N-MeFOSE

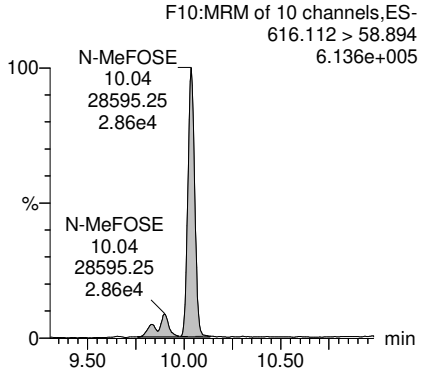

N-EtFOSE-I

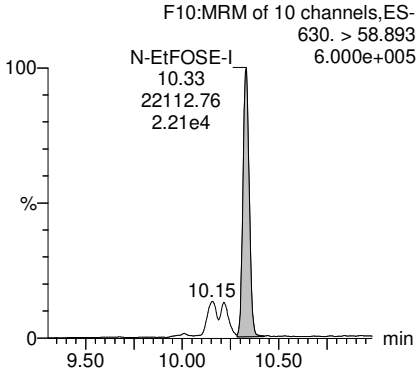

N-EtFOSE-II

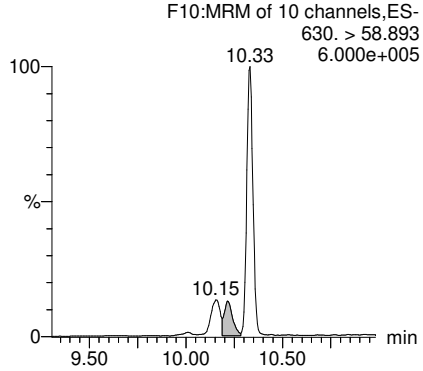

N-EtFOSE-III

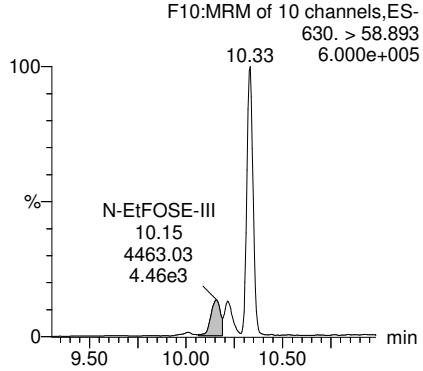

N-EtFOSE-SUM

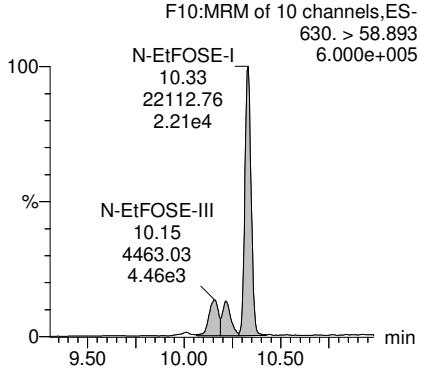

N-EtFOSE

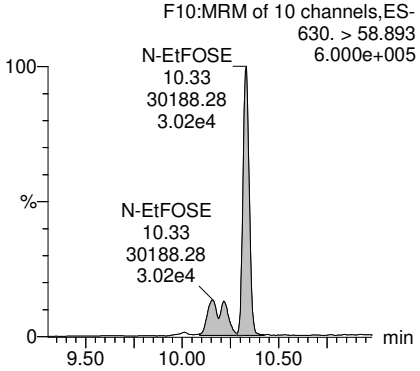

PV by TCH, SV by hh 10-Jun-21 Conc. & LOD unit = ng

Quantify Sample Report **MassLynx MassLynx V4.1 SCN909**
SGS Axys Analytical Services, Ltd.

Dataset: G:\Masslynx\Inst_L\PFAS\quanfile\FC1L_080-a6.qld

Last Altered: Wednesday, June 09, 2021 15:38:41 Pacific Daylight Time
Printed: Thursday, June 10, 2021 10:10:18 Pacific Daylight Time

ID: FC046B-CAL,, /01, Name: FC1L_080S16, Description: 1,,2uL, Date: 22-Feb-2021, Time: 12:12:50

HFPO-DA

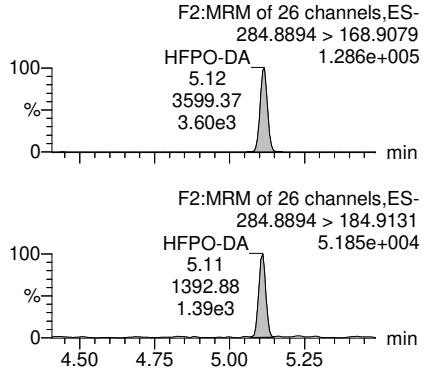

ADONA

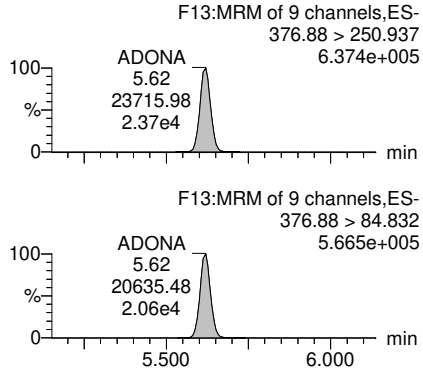

9Cl-PF3ONS

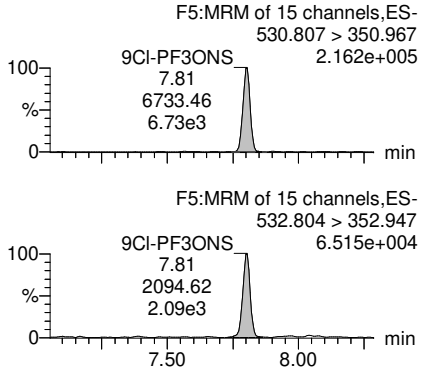

11Cl-PF3OUdS

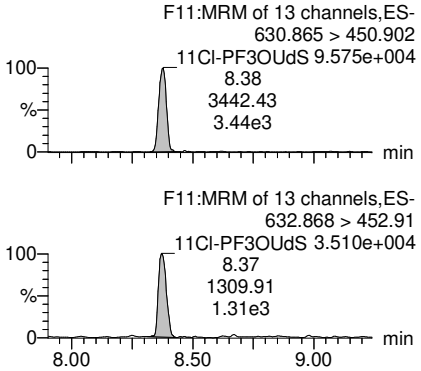

3:3 FTCA

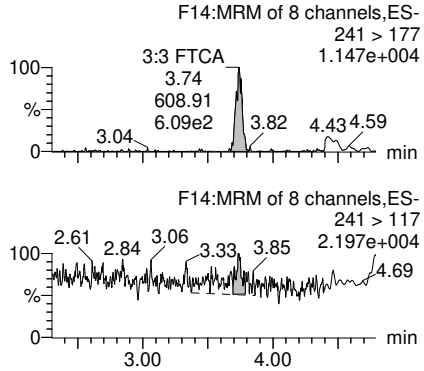

5:3 FTCA

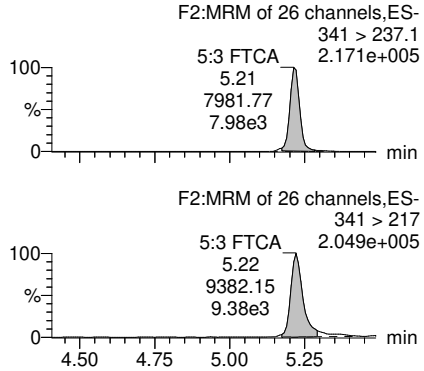

7:3 FTCA

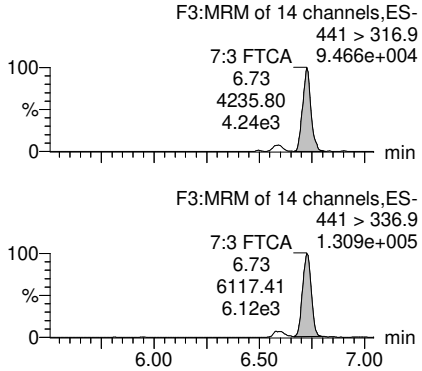

PFEESA

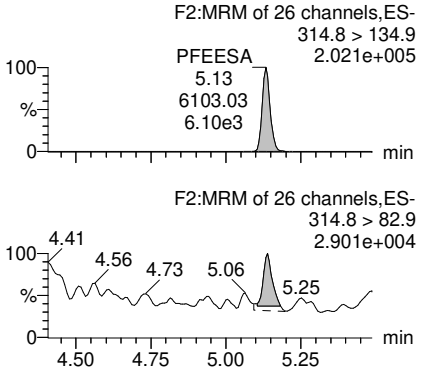

PV by TCH, SV by hh 10-Jun-21 Conc. & LOD unit = ng

Quantify Sample Report **MassLynx MassLynx V4.1 SCN909**
SGS Axys Analytical Services, Ltd.

Dataset: G:\Masslynx\Inst_L\PFAS\quanfile\FC1L_080-a6.qld

Last Altered: Wednesday, June 09, 2021 15:38:41 Pacific Daylight Time
Printed: Thursday, June 10, 2021 10:10:18 Pacific Daylight Time

ID: FC046B-CAL,, /01, Name: FC1L_080S16, Description: 1,,2uL, Date: 22-Feb-2021, Time: 12:12:50

PFMPA

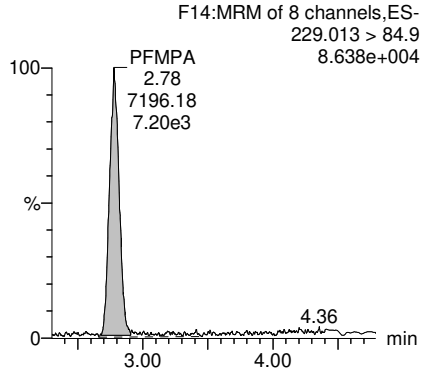

PFMBA

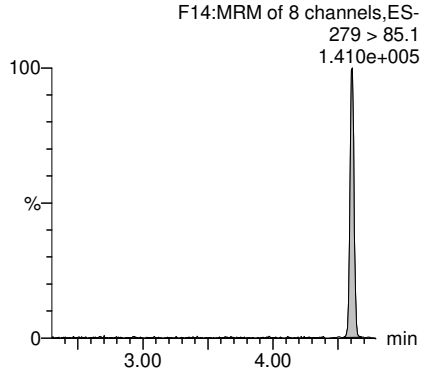

NFDHA

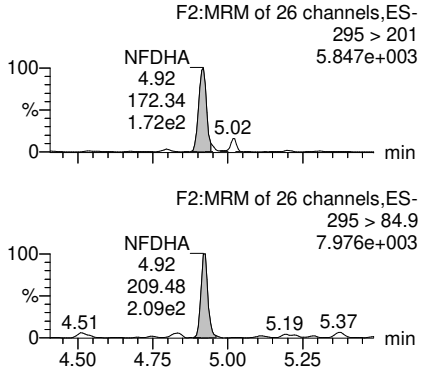

13C4-PFBA

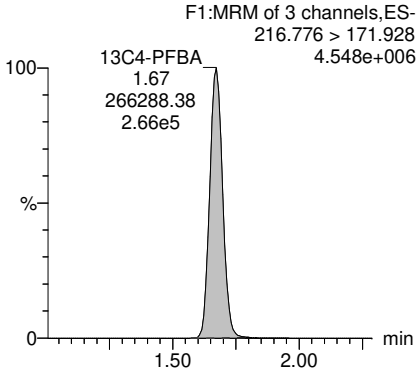

13C5-PFPeA

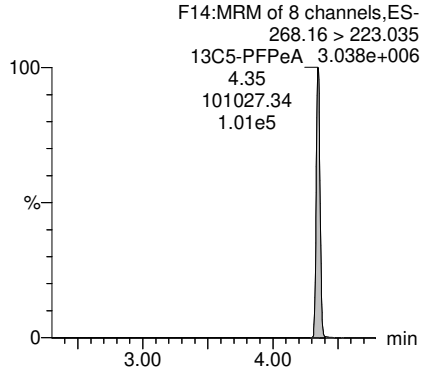

13C5-PFHxA

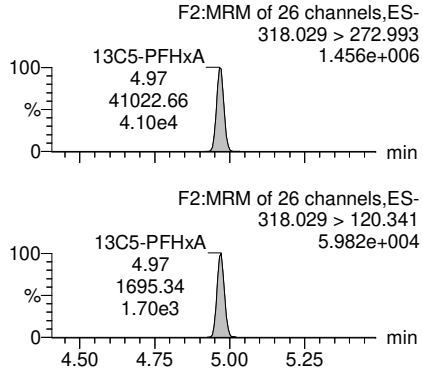

13C4-PFHpA

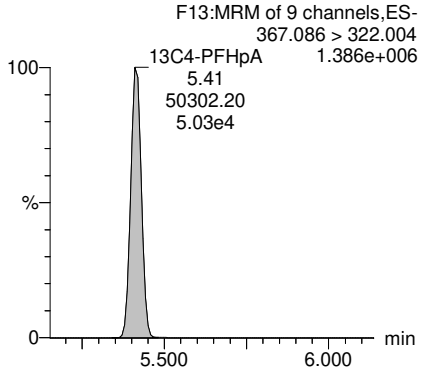

13C8-PFOA

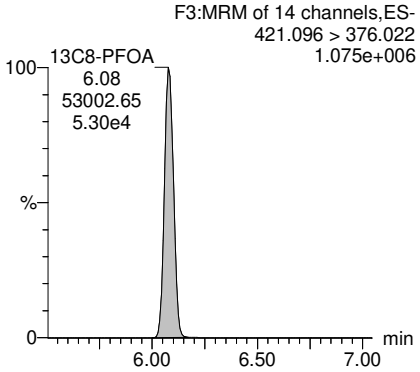

PV by TCH, SV by hh 10-Jun-21 Conc. & LOD unit = ng

Quantify Sample Report **MassLynx MassLynx V4.1 SCN909**
SGS Axys Analytical Services, Ltd.

Dataset: G:\Masslynx\Inst_L\PFAS\quanfile\FC1L_080-a6.qld

Last Altered: Wednesday, June 09, 2021 15:38:41 Pacific Daylight Time
Printed: Thursday, June 10, 2021 10:10:18 Pacific Daylight Time

ID: FC046B-CAL,, /01, Name: FC1L_080S16, Description: 1,,2uL, Date: 22-Feb-2021, Time: 12:12:50

13C9-PFNA

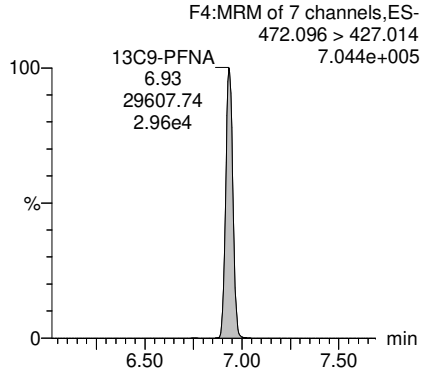

13C6-PFDA

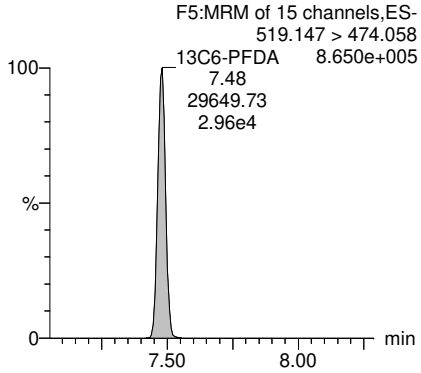

13C7-PFUnA

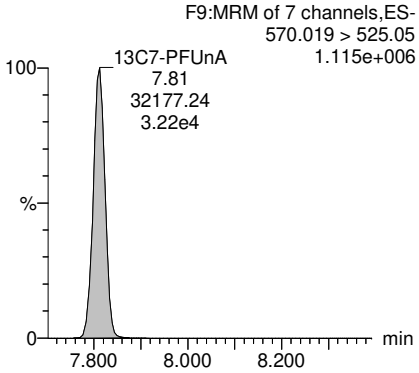

13C2-PFDoA

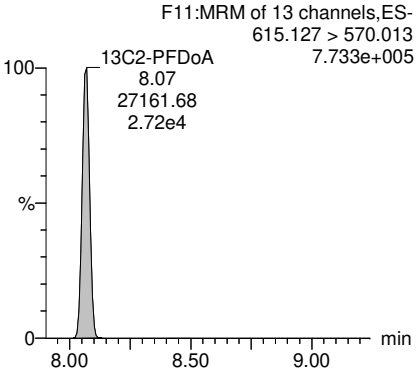

13C2-PFTeDA

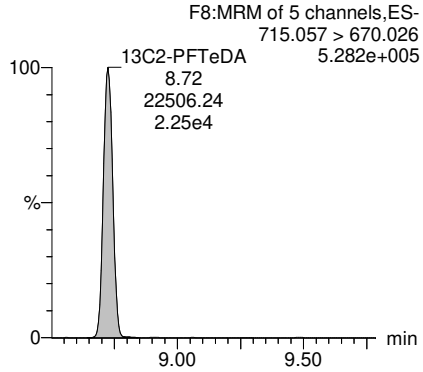

13C3-PFBS

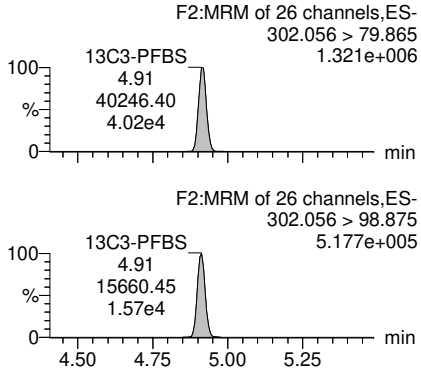

13C3-PFHxS

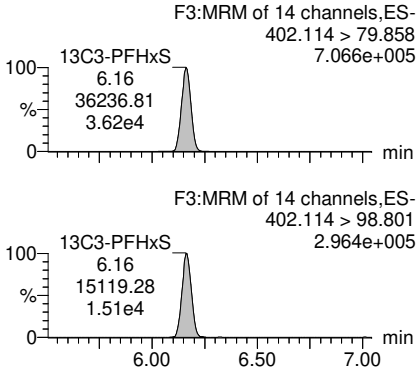

13C8-PFOS

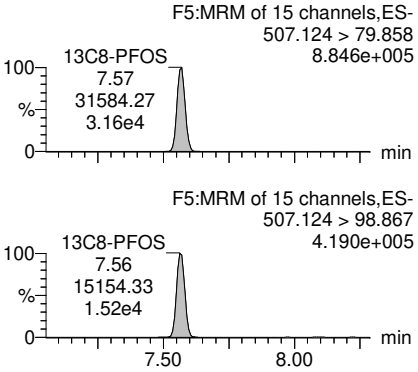

PV by TCH, SV by hh 10-Jun-21 Conc. & LOD unit = ng

Quantify Sample Report **MassLynx MassLynx V4.1 SCN909**
SGS Axys Analytical Services, Ltd.

Dataset: G:\Masslynx\Inst_L\PFAS\quanfile\FC1L_080-a6.qld

Last Altered: Wednesday, June 09, 2021 15:38:41 Pacific Daylight Time
Printed: Thursday, June 10, 2021 10:10:18 Pacific Daylight Time

ID: FC046B-CAL,, /01, Name: FC1L_080S16, Description: 1,,2uL, Date: 22-Feb-2021, Time: 12:12:50

13C2-4:2 FTS

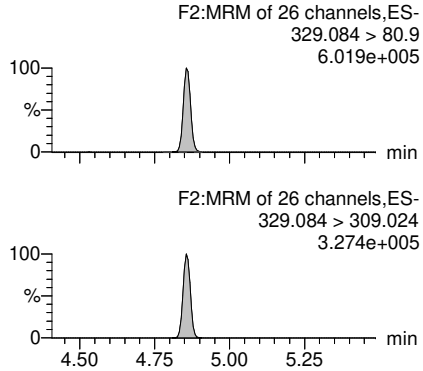

13C2-6:2 FTS

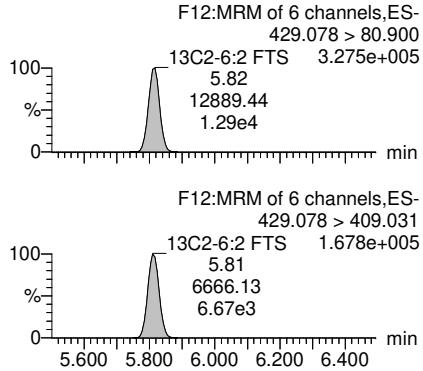

13C2-8:2 FTS

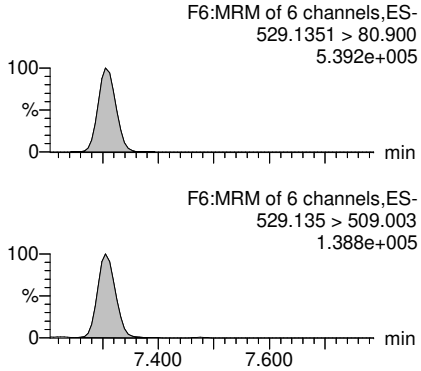

13C8-PFOSA

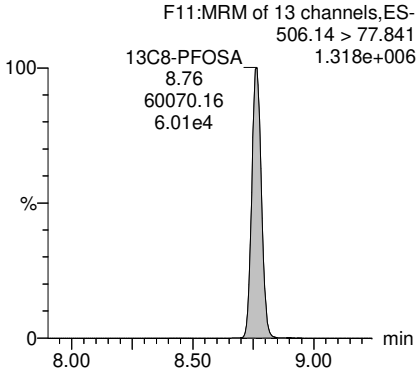

D3-N-MeFOSA

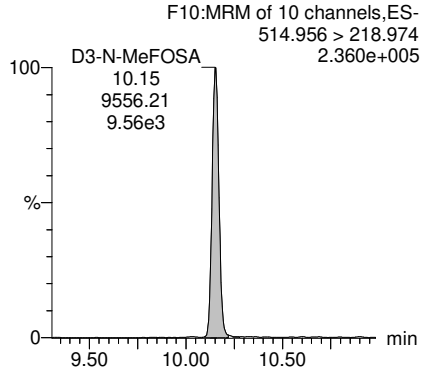

D5-N-EtFOSA

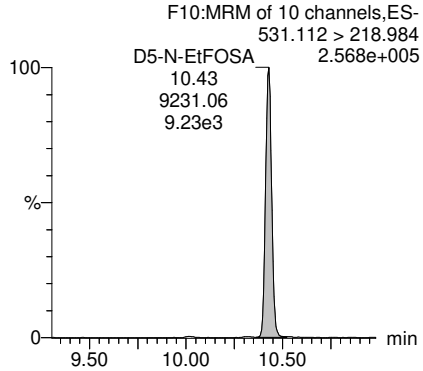

D3-MeFOSAA

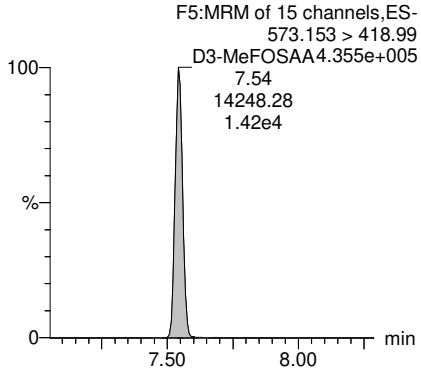

D5-EtFOSAA

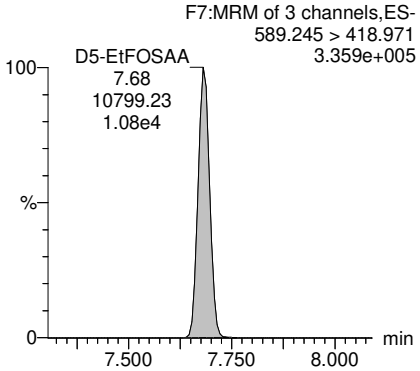

PV by TCH, SV by hh 10-Jun-21 Conc. & LOD unit = ng

Quantify Sample Report **MassLynx MassLynx V4.1 SCN909**
SGS Axys Analytical Services, Ltd.

Dataset: G:\Masslynx\Inst_L\PFAS\quanfile\FC1L_080-a6.qld

Last Altered: Wednesday, June 09, 2021 15:38:41 Pacific Daylight Time
Printed: Thursday, June 10, 2021 10:10:18 Pacific Daylight Time

ID: FC046B-CAL,, /01, Name: FC1L_080S16, Description: 1,,2uL, Date: 22-Feb-2021, Time: 12:12:50

D7-N-MeFOSE

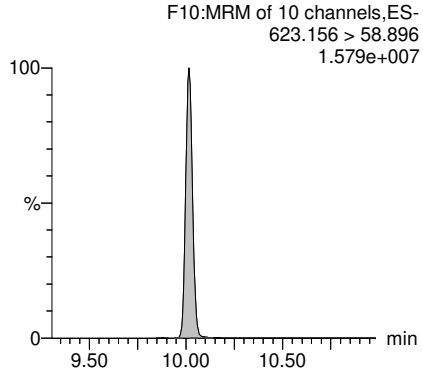

D9-N-EtFOSE

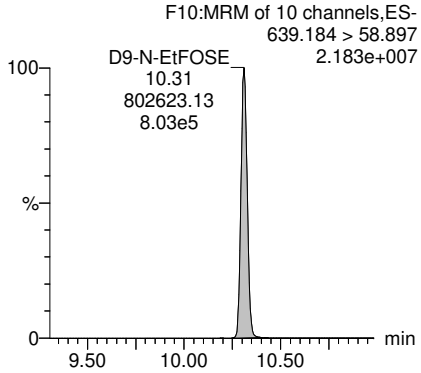

13C3-HFPO-DA

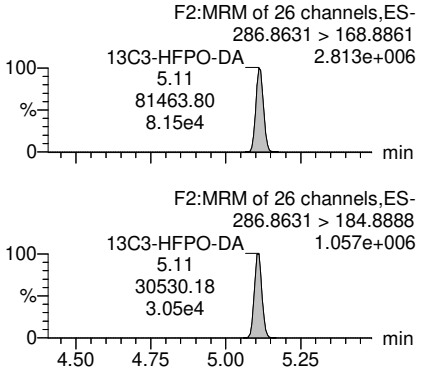

13C3-PFBA

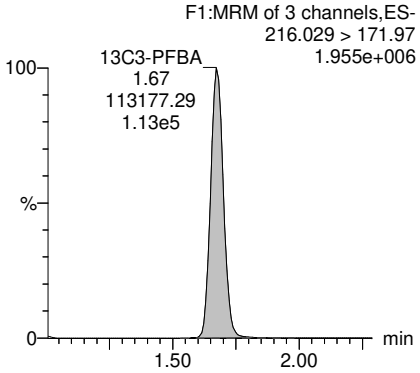

13C2-PFHxA

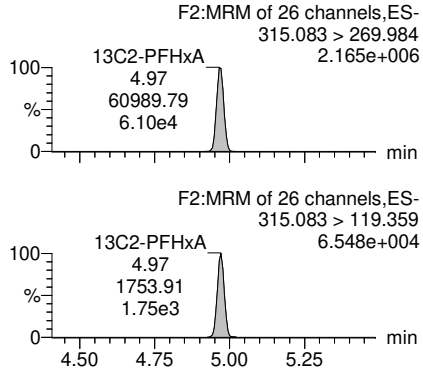

13C4-PFOA

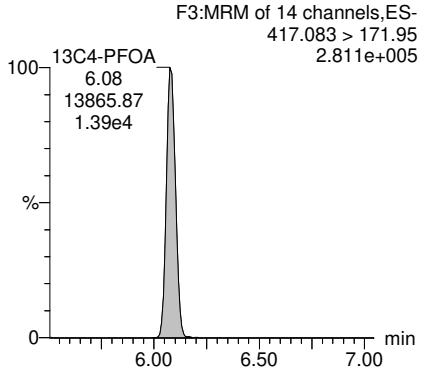

13C5-PFNA

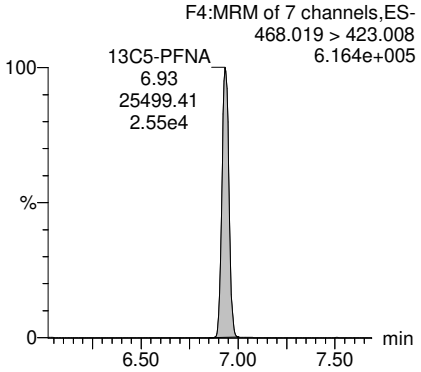

13C2-PFDA

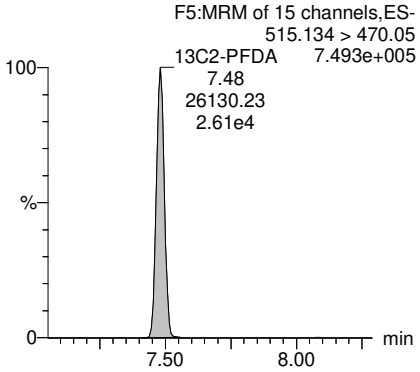

PV by TCH, SV by hh 10-Jun-21 Conc. & LOD unit = ng

Quantify Sample Report **MassLynx MassLynx V4.1 SCN909**
SGS Axys Analytical Services, Ltd.

Dataset: G:\Masslynx\Inst_L\PFAS\quanfile\FC1L_080-a6.qld

Last Altered: Wednesday, June 09, 2021 15:38:41 Pacific Daylight Time
Printed: Thursday, June 10, 2021 10:10:18 Pacific Daylight Time

ID: FC046B-CAL,, /01, Name: FC1L_080S16, Description: 1,,2uL, Date: 22-Feb-2021, Time: 12:12:50

18O2-PFHxS

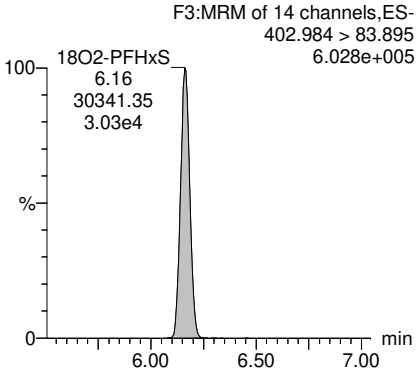

13C4-PFOS

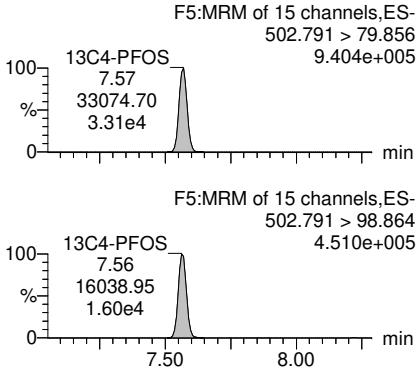

13C2-D4-6:2 FTS

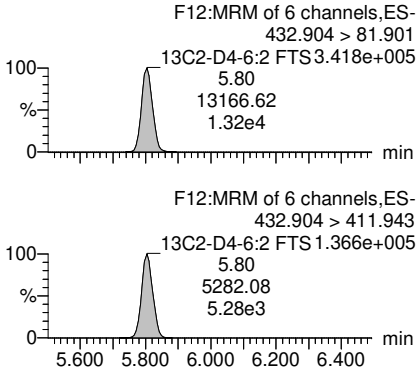

PV by TCH, SV by hh 10-Jun-21 Conc. & LOD unit = ng

Quantify Sample Report **MassLynx MassLynx V4.1 SCN909**
SGS Axys Analytical Services, Ltd.

Dataset: G:\Masslynx\Inst_L\PFAS\quanfile\FC1L_080-a6.qld

Last Altered: Wednesday, June 09, 2021 15:38:41 Pacific Daylight Time
Printed: Thursday, June 10, 2021 10:10:18 Pacific Daylight Time

ID: FC046B-CAL,, /01, Name: FC1L_080S16, Description: 1,,2uL, Date: 22-Feb-2021, Time: 12:12:50

#	IS#	Name	RT	Area	IS Area	Std. Conc	Conc.	LOD	%Rec	Ratio (Pred)	Ratio	Ratio Fail(Y/N)	S/N	Noise	IS Height	Sample size	F2	Flags
1	84	PFBA	1.68	11293	266288	1.600	1.691	0.0273	105.7				184	1038	4547336	1.000	1.0	MM
2	85	PFPeA	4.35	5283	101027	0.800	0.865	0.0360	108.2				75	2203	3037382	1.000	1.0	MM
3	86	PFHxA	4.97	1901	41023	0.400	0.436	0.0298	109.1	4.85	4.38	NO	45	1534	1455959	1.000	1.0	MM
4	87	PFHpA	5.41	2397	50302	0.400	0.435	0.0145	108.6	2.16	2.20	NO	87	735	1386182	1.000	1.0	MM
5	88	PFOA-I	6.08	3276	53003	0.000	0.422	0.0660		1.96	1.87	NO	20	3461	1074472	1.000	1.0	bb
6	88	PFOA-II			53003	0.000		0.0660		0.00				3461	1074472	1.000	1.0	
7	88	PFOA-III			53003	0.000		0.0660		0.00				3461	1074472	1.000	1.0	
8	88	PFOA-IV			53003	0.000		0.0660		0.00				3461	1074472	1.000	1.0	
9		PFOA-SUM		3276	53003	0.000	0.422	0.0660						3461	1074472	1.000	1.0	
10	88	PFOA	6.08	3310	53003	0.400	0.427	0.0660	106.7	1.96	1.84	NO	21	3461	1074472	1.000	1.0	MM
11	89	PFNA-I	6.94	2444	29608	0.000	0.403	0.0236		2.85	3.02	NO	50	1133	704367	1.000	1.0	dd
12	89	PFNA-II			29608	0.000		0.0236		0.00				1133	704367	1.000	1.0	
13	89	PFNA-III			29608	0.000		0.0236		0.00				1133	704367	1.000	1.0	
14		PFNA-SUM		2444	29608	0.000	0.403	0.0236						1133	704367	1.000	1.0	
15	89	PFNA	6.94	2284	29608	0.400	0.377	0.0236	94.1	2.85	2.88	NO	50	1133	704367	1.000	1.0	MM
16	90	PFDA	7.48	2071	29650	0.400	0.417	0.0243	104.2	3.07	3.26	NO	51	1172	864802	1.000	1.0	MM
17	91	PFUnA	7.81	1949	32177	0.400	0.397	0.0232	99.3	4.31	4.30	NO	50	1315	1114583	1.000	1.0	MM
18	92	PFDoA	8.06	2303	27162	0.400	0.395	0.0269	98.7	7.42	5.93	NO	44	1489	772940	1.000	1.0	MM
19	Multi	PFTrDA	8.36	1898	24834	0.400	0.454	0.0402	113.5	3.08	3.26	NO	41	1443	650509	1.000	1.0	MM
20	93	PFTeDA	8.72	1543	22506	0.400	0.459	0.0356	114.8	2.82	2.75	NO	37	935	528078	1.000	1.0	bb
21	94	PFBS	4.91	1991	40246	0.400	0.429	0.0012	107.3	2.59	2.29	NO	1054	62	1320649	1.000	1.0	bb
22	95	PFPeS	5.43	1390	36237	0.401	0.389	0.0006	96.9	2.24	1.83	NO	2395	15	706598	1.000	1.0	db
23	95	PFHxS-I	6.17	1635	36237	0.000	0.384	0.0145		2.37	2.53	NO	79	400	706598	1.000	1.0	bb
24	95	PFHxS-II	5.94	139	36237	0.000	0.033	0.0145		3.26	6.17	YES	8	400	706598	1.000	1.0	db
25	95	PFHxS-III	5.86	71	36237	0.000	0.017	0.0145		2.72	6.86	YES	6	400	706598	1.000	1.0	bd
26		PFHxS-SUM		1846	36237	0.000	0.433	0.0434						400	706598	1.000	1.0	
27	95	PFHxS	6.17	1842	36237	0.400	0.433	0.0145	108.1	2.40	2.67	NO	79	400	706598	1.000	1.0	MM
28	96	PFHpS	7.04	1392	31584	0.401	0.406	0.0008	101.3	2.12	2.11	NO	1170	26	884248	1.000	1.0	bb
29	96	PFOS-I	7.57	1353	31584	0.000	0.345	0.0078		2.42	2.26	NO	139	286	884248	1.000	1.0	db
30	96	PFOS-II	7.45	129	31584	0.000	0.033	0.0078		2.75	4.24	YES	11	286	884248	1.000	1.0	dd
31	96	PFOS-III	7.40	106	31584	0.000	0.027	0.0078		8.19	3.57	YES	10	286	884248	1.000	1.0	bd
32	96	PFOS-IV			31584	0.000		0.0078		2.14				286	884248	1.000	1.0	
33		PFOS-SUM		1588	31584	0.000	0.405	0.0235						286	884248	1.000	1.0	
34	96	PFOS	7.57	1588	31584	0.400	0.405	0.0078	101.2	2.54	2.29	NO	139	286	884248	1.000	1.0	MM
35	96	PFNS	7.89	1645	31584	0.401	0.442	0.0018	110.2	2.36	2.07	NO	895	62	884248	1.000	1.0	db
36	96	PFDS	8.15	1385	31584	0.400	0.389	0.0006	97.3	2.36	2.08	NO	1779	21	884248	1.000	1.0	bb

PV by TCH, SV by hh 10-Jun-21 Conc. & LOD unit = ng

Quantify Sample Report **MassLynx MassLynx V4.1 SCN909**
SGS Axys Analytical Services, Ltd.

Dataset: G:\Masslynx\Inst_L\PFAS\quanfile\FC1L_080-a6.qld

Last Altered: Wednesday, June 09, 2021 15:38:41 Pacific Daylight Time
Printed: Thursday, June 10, 2021 10:10:18 Pacific Daylight Time

ID: FC046B-CAL,, /01, Name: FC1L_080S16, Description: 1,,2uL, Date: 22-Feb-2021, Time: 12:12:50

#	IS#	Name	RT	Area	IS Area	Std. Conc	Conc.	LOD	%Rec	Ratio (Pred)	Ratio	Ratio Fail(Y/N)	S/N	Noise	IS Height	Sample size	F2	Flags
37	96	PFDoS	8.88	1195	31584	0.401	0.408	0.0009	101.7	2.24	2.30	NO	1070	25	884248	1.000	1.0	MM
38	97	4:2 FTS	4.86	565	16627	1.600	1.441	0.0034	90.1	0.43	0.38	NO	1196	16	601713	1.000	1.0	bd
39	98	6:2 FTS	5.81	587	12889	1.440	1.762	0.0070	122.4	0.44	0.51	NO	722	20	327382	1.000	1.0	MM
40	99	8:2 FTS	7.30	480	19757	1.600	1.818	0.0044	113.6	0.57	0.58	NO	1156	11	539165	1.000	1.0	bd
41	100	PFOSA-I	8.76	2266	60070	0.000	0.380	0.0029					440	125	1318177	1.000	1.0	bb
42	100	PFOSA-II	8.61	166	60070	0.000	0.028	0.0029					40	125	1318177	1.000	1.0	db
43		PFOSA-SUM		2432	60070	0.000	0.407	0.0057						125	1318177	1.000	1.0	
44	100	PFOSA	8.76	2490	60070	0.400	0.417	0.0029	104.2				439	125	1318177	1.000	1.0	MM
45	101	N-MeFOSA-I	10.15	434	9556	0.000	0.405	0.0094		0.55	0.54	NO	137	83	236056	1.000	1.0	db
46	101	N-MeFOSA-II	9.98	21	9556	0.000	0.019	0.0094		1.14	1.45	NO	6	83	236056	1.000	1.0	bd
47		N-MeFOSA-SUM		455	9556	0.000	0.425	0.0188						83	236056	1.000	1.0	
48	101	N-MeFOSA	10.15	482	9556	0.460	0.450	0.0094	97.8	0.53	0.52	NO	137	83	236056	1.000	1.0	MM
49	102	N-EtFOSA-I	10.43	828	9231	0.000	0.746	0.0100		0.55	0.50	NO	226	103	256624	1.000	1.0	db
50	102	N-EtFOSA-II	10.29	200	9231	0.000	0.180	0.0100		1.28	1.81	NO	44	103	256624	1.000	1.0	dd
51		N-EtFOSA-SUM		1028	9231	0.000	0.926	0.0201						103	256624	1.000	1.0	
52	102	N-EtFOSA	10.43	1100	9231	1.000	0.992	0.0100	99.2	0.53	0.51	NO	226	103	256624	1.000	1.0	MM
53	103	MeFOSAA-I	7.54	169	14248	0.000	0.313	0.0151		2.01	1.72	NO	63	83	435407	1.000	1.0	db
54	103	MeFOSAA-II	7.43	47	14248	0.000	0.087	0.0151		1.84	7.86	YES	17	83	435407	1.000	1.0	dd
55	103	MeFOSAA-III	7.39	1	14248	0.000	0.003	0.0151		0.29	0.17	NO	1	83	435407	1.000	1.0	bd
56		MeFOSAA-SUM		217	14248	0.000	0.403	0.0452						83	435407	1.000	1.0	
57	103	MeFOSAA	7.54	217	14248	0.400	0.403	0.0151	100.8	1.87	1.89	NO	63	83	435407	1.000	1.0	MM
58	104	EtFOSAA-I	7.69	166	10799	0.000	0.406	0.0037		1.24	2.02	YES	312	16	335861	1.000	1.0	bb
59	104	EtFOSAA-II			10799	0.000		0.0037		0.34				16	335861	1.000	1.0	
60	104	EtFOSAA-III			10799	0.000		0.0037		0.63				16	335861	1.000	1.0	
61		EtFOSAA-SUM		166	10799	0.000	0.406	0.0037						16	335861	1.000	1.0	
62	104	EtFOSAA	7.69	169	10799	0.400	0.412	0.0037	102.9	1.09	1.86	YES	312	16	335861	1.000	1.0	MM
63	105	N-MeFOSE-I	10.04	24583	630751	0.000	3.535	0.0080					1321	462	15781884	1.000	1.0	db
64	105	N-MeFOSE-II	9.90	2342	630751	0.000	0.337	0.0080					112	462	15781884	1.000	1.0	dd
65	105	N-MeFOSE-III	9.83	1432	630751	0.000	0.206	0.0080					61	462	15781884	1.000	1.0	bd
66		N-MeFOSE-SUM		28357	630751	0.000	4.078	0.0239						462	15781884	1.000	1.0	
67	105	N-MeFOSE	10.04	28595	630751	4.000	4.112	0.0080	102.8				1323	462	15781884	1.000	1.0	MM
68	106	N-EtFOSE-I	10.33	22113	802623	0.000	2.315	0.0056					1232	485	21809628	1.000	1.0	dd
69	106	N-EtFOSE-II	10.21	3853	802623	0.000	0.403	0.0056					158	485	21809628	1.000	1.0	dd
70	106	N-EtFOSE-III	10.15	4463	802623	0.000	0.467	0.0056					164	485	21809628	1.000	1.0	dd
71		N-EtFOSE-SUM		30429	802623	0.000	3.186	0.0168						485	21809628	1.000	1.0	
72	106	N-EtFOSE	10.33	30188	802623	3.000	3.161	0.0056	105.4				1232	485	21809628	1.000	1.0	MM

PV by TCH, SV by hh 10-Jun-21 Conc. & LOD unit = ng

Quantify Sample Report **MassLynx MassLynx V4.1 SCN909**
SGS Axys Analytical Services, Ltd.

Dataset: G:\Masslynx\Inst_L\PFAS\quanfile\FC1L_080-a6.qld

Last Altered: Wednesday, June 09, 2021 15:38:41 Pacific Daylight Time
Printed: Thursday, June 10, 2021 10:10:18 Pacific Daylight Time

ID: FC046B-CAL,, /01, Name: FC1L_080S16, Description: 1,,2uL, Date: 22-Feb-2021, Time: 12:12:50

#	IS#	Name	RT	Area	IS Area	Std. Conc	Conc.	LOD	%Rec	Ratio (Pred)	Ratio	Ratio Fail(Y/N)	S/N	Noise	IS Height	Sample size	F2	Flags
73	107	HFPO-DA	5.12	3599	81464	1.520	1.617	0.0010	106.4	2.87	2.58	NO	5196	25	2812934	1.000	1.0	bb
74	107	ADONA	5.62	23716	81464	1.600	1.660	0.0016	103.7	1.08	1.15	NO	2359	270	2812934	1.000	1.0	bb
75	107	9Cl-PF3ONS	7.81	6733	81464	1.603	1.662	0.0104	103.7	3.20	3.21	NO	447	483	2812934	1.000	1.0	MM
76	107	11Cl-PF3OUdS	8.38	3442	81464	1.603	1.573	0.0073	98.2	3.13	2.63	NO	517	185	2812934	1.000	1.0	bb
77	85	3:3 FTCA	3.74	609	101027	1.600	1.455	0.0176	90.9	1.75	1.16	NO	155	74	3037382	1.000	1.0	MM
78	86	5:3 FTCA	5.21	7982	41023	10.000	11.307	0.0037	113.1	1.20	0.85	NO	6902	31	1455959	1.000	1.0	MM
79	86	7:3 FTCA	6.73	4236	41023	10.000	10.283	0.0788	102.8	0.71	0.69	NO	246	384	1455959	1.000	1.0	db
80	86	PFEESA	5.13	6103	41023	0.400	0.471	0.0011	117.8	9.28	10.00	NO	1196	169	1455959	1.000	1.0	MM
81	85	PFMPA	2.78	7196	101027	0.800	0.780	0.0061	97.5				153	560	3037382	1.000	1.0	MM
82	85	PFMBA	4.61	5020	101027	0.400	0.409	0.0023	102.1				507	278	3037382	1.000	1.0	bb
83	86	NFDHA	4.92	172	41023	0.800	0.969	0.1465	121.2	0.94	0.82	NO	19	308	1455959	1.000	1.0	MM
84	108	13C4-PFBA	1.67	266288	113177	40.000	41.205	0.0025	103.0				47966	95	1954325	1.000	1.0	MM
85	109	13C5-PFPeA	4.35	101027	60990	20.000	20.151	0.0016	100.8				32413	94	2164380	1.000	1.0	MM
86	109	13C5-PFHxA	4.97	41023	60990	10.000	9.618	0.0009	96.2	23.32	24.20	NO	31088	47	2164380	1.000	1.0	dd
87	110	13C4-PFHpA	5.41	50302	13866	10.000	10.939	0.0101	109.4				4426	313	281111	1.000	1.0	bd
88	110	13C8-PFOA	6.08	53003	13866	10.000	10.255	0.0017	102.6				18136	59	281111	1.000	1.0	bb
89	111	13C9-PFNA	6.93	29608	25499	5.000	5.061	0.0006	101.2				23781	30	615816	1.000	1.0	bd
90	112	13C6-PFDA	7.48	29650	26130	5.000	5.638	0.0010	112.8				16829	51	749064	1.000	1.0	bb
91	112	13C7-PFUnA	7.81	32177	26130	5.000	5.638	0.0031	112.8				6642	168	749064	1.000	1.0	bb
92	112	13C2-PFDoA	8.07	27162	26130	5.000	5.529	0.0006	110.6				28624	27	749064	1.000	1.0	bb
93	112	13C2-PFTeDA	8.72	22506	26130	5.000	5.223	0.0026	104.5				4960	106	749064	1.000	1.0	bb
94	113	13C3-PFBS	4.91	40246	30341	10.030	10.668	0.0015	106.4	2.73	2.57	NO	35502	37	602552	1.000	1.0	bb
95	113	13C3-PFHxS	6.16	36237	30341	10.015	10.528	0.0017	105.1	2.38	2.40	NO	18437	38	602552	1.000	1.0	bd
96	114	13C8-PFOS	7.57	31584	33075	10.062	10.515	0.0008	104.5	2.33	2.08	NO	37578	24	939980	1.000	1.0	bb
97	115	13C2-4:2 FTS	4.86	16627	13167	20.168	23.069	0.0388	114.4	1.62	1.84	NO	2487	242	341758	1.000	1.0	MM
98	115	13C2-6:2 FTS	5.82	12889	13167	19.998	21.552	0.0038	107.8	1.88	1.93	NO	16656	20	341758	1.000	1.0	bb
99	115	13C2-8:2 FTS	7.30	19757	13167	20.040	20.880	0.0282	104.2	3.76	3.89	NO	2333	231	341758	1.000	1.0	bd
100	114	13C8-PFOSA	8.76	60070	33075	10.000	9.995	0.0020	99.9				11424	115	939980	1.000	1.0	MM
101	114	D3-N-MeFOSA	10.15	9556	33075	10.000	10.380	0.0169	103.8				1598	148	939980	1.000	1.0	MM
102	114	D5-N-EtFOSA	10.43	9231	33075	10.000	10.006	0.0120	100.1				2453	105	939980	1.000	1.0	dd
103	115	D3-MeFOSAA	7.54	14248	13167	22.500	22.661	0.0042	100.7				19173	23	341758	1.000	1.0	MM
104	115	D5-EtFOSAA	7.68	10799	13167	20.000	20.924	0.0035	104.6				21399	16	341758	1.000	1.0	MM
105	114	D7-N-MeFOSE	10.02	630751	33075	100.000	103.026	0.0217	103.0				12555	1257	939980	1.000	1.0	MM
106	114	D9-N-EtFOSE	10.31	802623	33075	100.000	101.351	0.0222	101.4				13086	1667	939980	1.000	1.0	bb
107	109	13C3-HFPO-DA	5.11	81464	60990	40.000	40.937	0.0006	102.3	2.64	2.67	NO	202...	14	2164380	1.000	1.0	bb
108		13C3-PFBA	1.67	113177		20.000	22.990	0.0048	114.9				14495	135		1.000	1.0	MM

PV by TCH, SV by hh 10-Jun-21 Conc. & LOD unit = ng

Quantify Sample Report **MassLynx MassLynx V4.1 SCN909**
SGS Axys Analytical Services, Ltd.

Dataset: G:\Masslynx\Inst_L\PFAS\quanfile\FC1L_080-a6.qld

Last Altered: Wednesday, June 09, 2021 15:38:41 Pacific Daylight Time
Printed: Thursday, June 10, 2021 10:10:18 Pacific Daylight Time

ID: FC046B-CAL,, /01, Name: FC1L_080S16, Description: 1,,2uL, Date: 22-Feb-2021, Time: 12:12:50

#	IS#	Name	RT	Area	IS Area	Std. Conc	Conc.	LOD	%Rec	Ratio (Pred)	Ratio	Ratio Fail(Y/N)	S/N	Noise	IS Height	Sample size	F2	Flags
109		13C2-PFHxA	4.97	60990		10.000	11.161	0.0003	111.6	35.50	34.77	NO	108...	20		1.000	1.0	bb
110		13C4-PFOA	6.08	13866		10.000	10.561	0.0021	105.6				15375	18		1.000	1.0	bd
111		13C5-PFNA	6.93	25499		5.000	5.512	0.0038	110.2				4370	141		1.000	1.0	bb
112		13C2-PFDA	7.48	26130		5.000	5.062	0.0006	101.2				24977	30		1.000	1.0	bb
113		18O2-PFHxS	6.16	30341		10.050	10.670	0.0115	106.2				2783	217		1.000	1.0	bb
114		13C4-PFOS	7.57	33075		10.150	10.713	0.0022	105.6	2.17	2.06	NO	14827	63		1.000	1.0	bb
115		13C2-D4-6:2 FTS	5.80	13167		20.000	20.532	0.0029	102.7	2.50	2.49	NO	20991	16		1.000	1.0	db

PV by TCH, SV by hh 10-Jun-21 Conc. & LOD unit = ng

Quantify Sample Report **MassLynx MassLynx V4.1 SCN909**
SGS Axys Analytical Services, Ltd.

Dataset: G:\Masslynx\Inst_L\PFAS\quanfile\FC1L_080-a6.qld

Last Altered: Wednesday, June 09, 2021 15:38:41 Pacific Daylight Time
Printed: Thursday, June 10, 2021 10:10:18 Pacific Daylight Time

ID: FC046C-CAL,, /01, Name: FC1L_080S17, Description: 1,,2uL, Date: 22-Feb-2021, Time: 12:25:55

PFBA

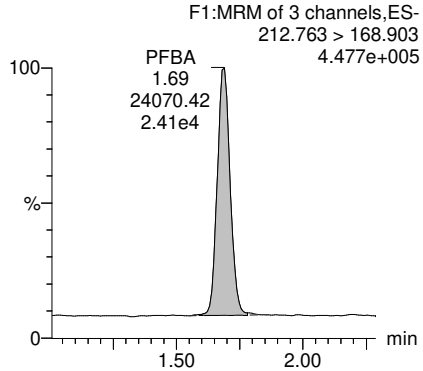

PFPeA

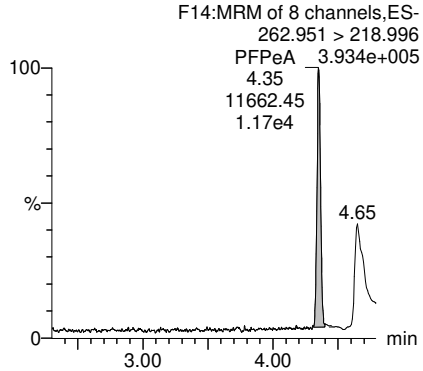

PFHxA

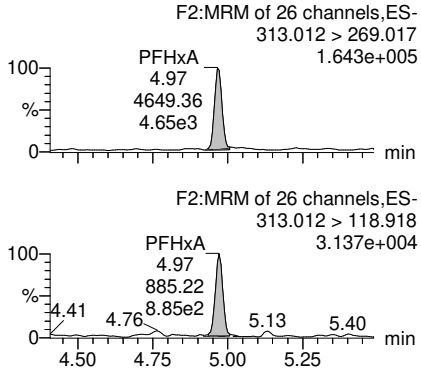

PFHpA

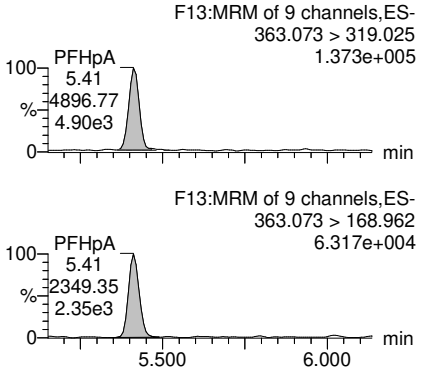

PFOA-I

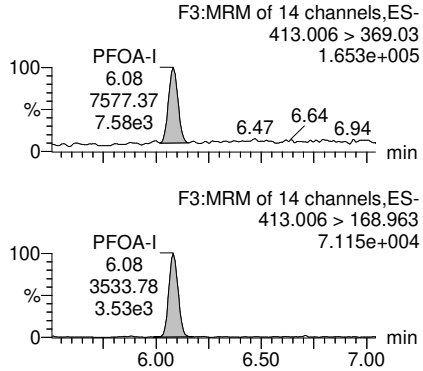

PFOA-II

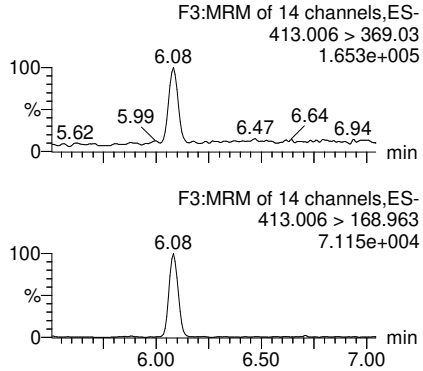

PFOA-III

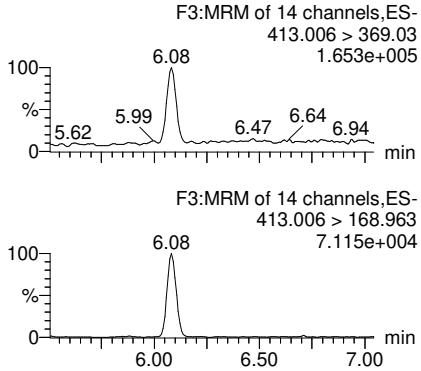

PFOA-IV

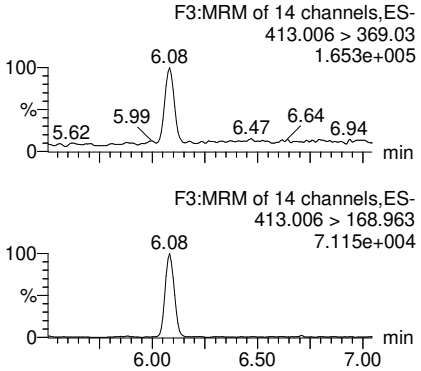

PV by TCH, SV by hh 10-Jun-21 Conc. & LOD unit = ng

Quantify Sample Report **MassLynx MassLynx V4.1 SCN909**
SGS Axys Analytical Services, Ltd.

Dataset: G:\Masslynx\Inst_L\PFAS\quanfile\FC1L_080-a6.qld

Last Altered: Wednesday, June 09, 2021 15:38:41 Pacific Daylight Time
Printed: Thursday, June 10, 2021 10:10:18 Pacific Daylight Time

ID: FC046C-CAL,, /01, Name: FC1L_080S17, Description: 1,,2uL, Date: 22-Feb-2021, Time: 12:25:55

PFOA-SUM

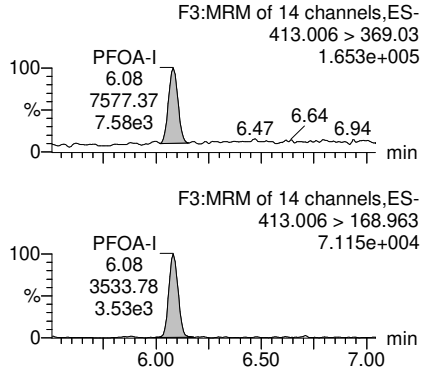

PFOA

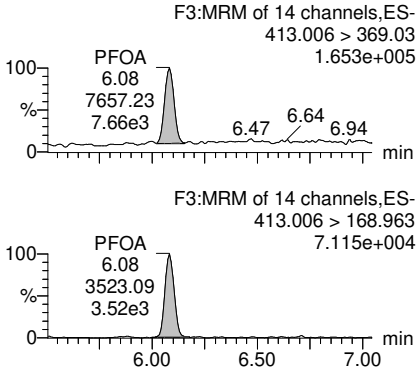

PFNA-I

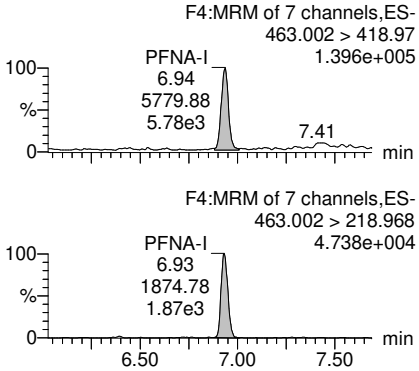

PFNA-II

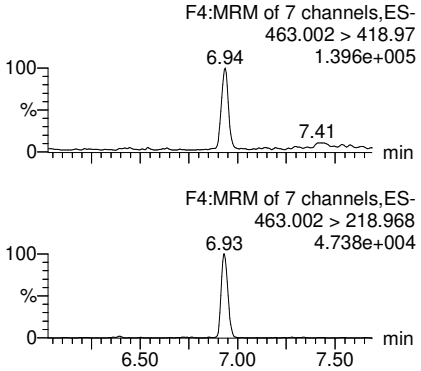

PFNA-III

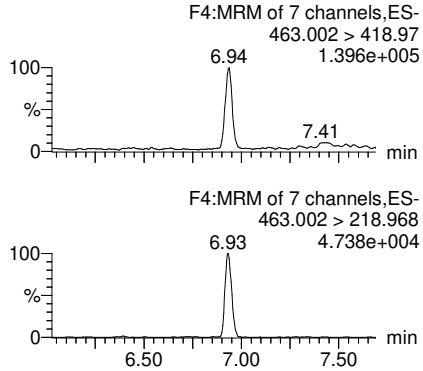

PFNA-SUM

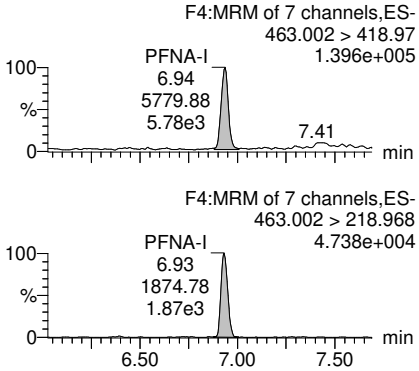

PFNA

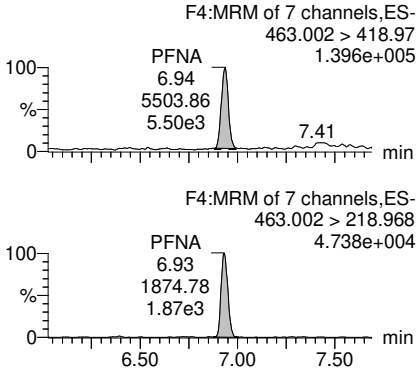

PFDA

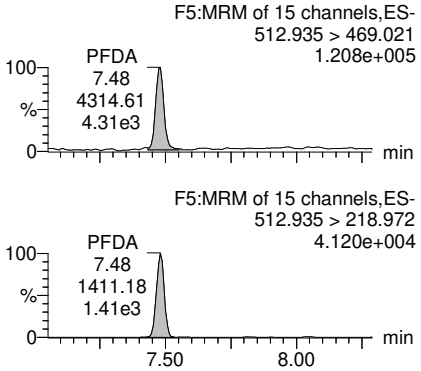

PV by TCH, SV by hh 10-Jun-21 Conc. & LOD unit = ng

Quantify Sample Report **MassLynx MassLynx V4.1 SCN909**
SGS Axys Analytical Services, Ltd.

Dataset: G:\Masslynx\Inst_L\PFAS\quanfile\FC1L_080-a6.qld

Last Altered: Wednesday, June 09, 2021 15:38:41 Pacific Daylight Time
Printed: Thursday, June 10, 2021 10:10:18 Pacific Daylight Time

ID: FC046C-CAL,, /01, Name: FC1L_080S17, Description: 1,,2uL, Date: 22-Feb-2021, Time: 12:25:55

PFUnA

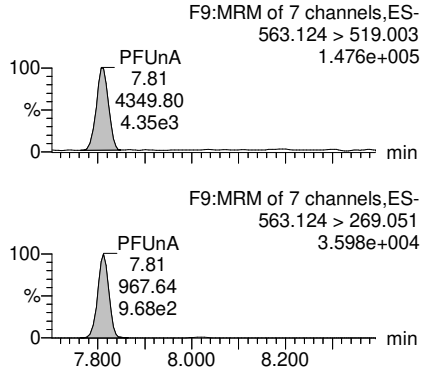

PFDoA

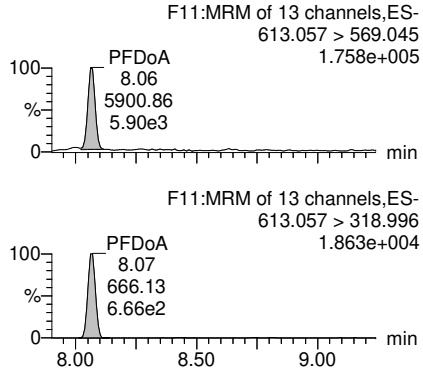

PFTrDA

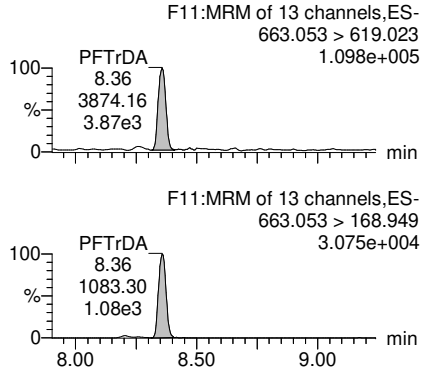

PFTeDA

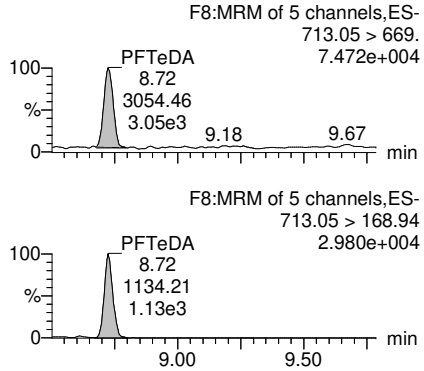

PFBS

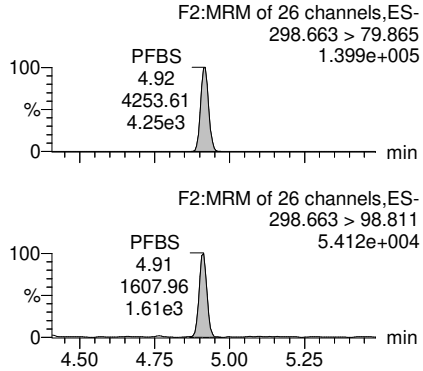

PFPeS

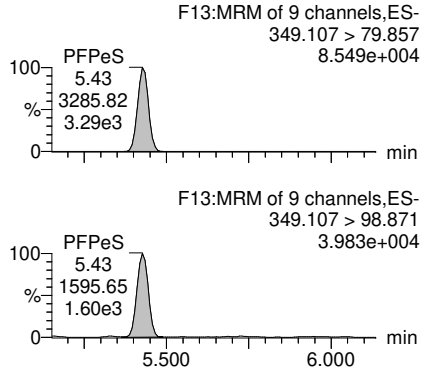

PFHxS-I

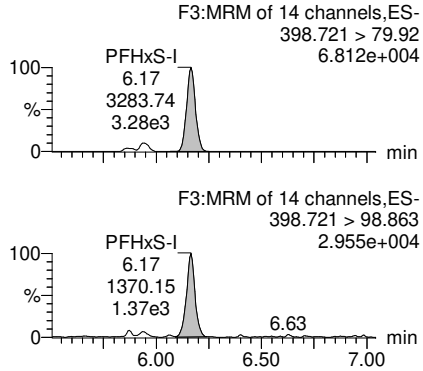

PFHxS-II

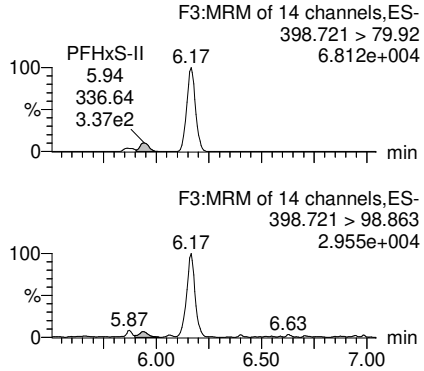

PV by TCH, SV by hh 10-Jun-21 Conc. & LOD unit = ng

Quantify Sample Report **MassLynx MassLynx V4.1 SCN909**
SGS Axys Analytical Services, Ltd.

Dataset: G:\Masslynx\Inst_L\PFAS\quanfile\FC1L_080-a6.qld

Last Altered: Wednesday, June 09, 2021 15:38:41 Pacific Daylight Time
Printed: Thursday, June 10, 2021 10:10:18 Pacific Daylight Time

ID: FC046C-CAL,, /01, Name: FC1L_080S17, Description: 1,,2uL, Date: 22-Feb-2021, Time: 12:25:55

PFHxS-III

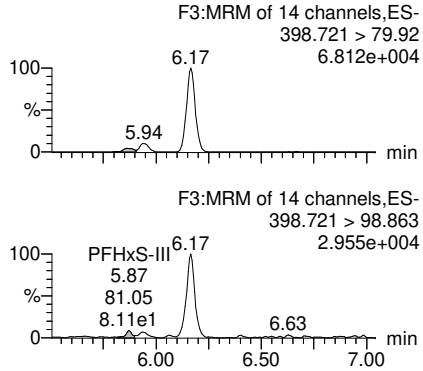

PFHxS-SUM

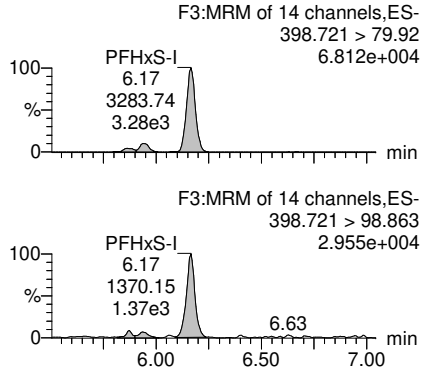

PFHxS

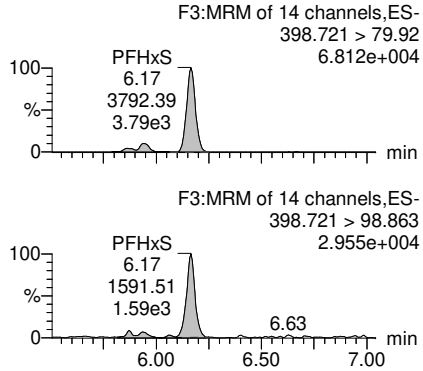

PFHpS

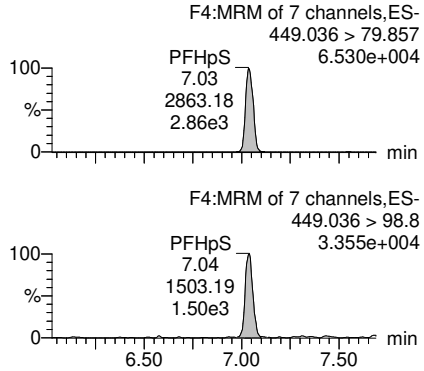

PFOS-I

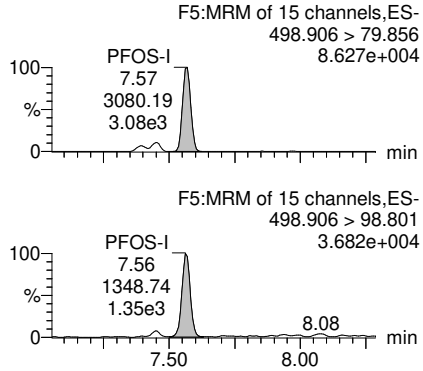

PFOS-II

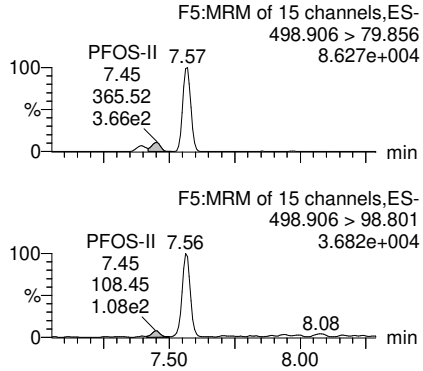

PFOS-III

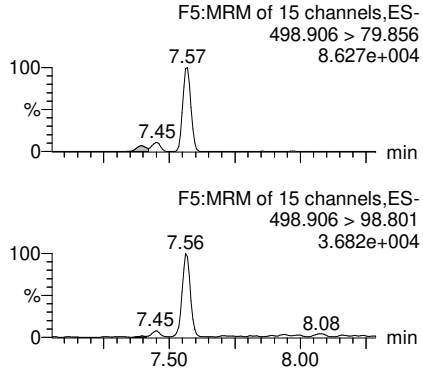

PFOS-IV

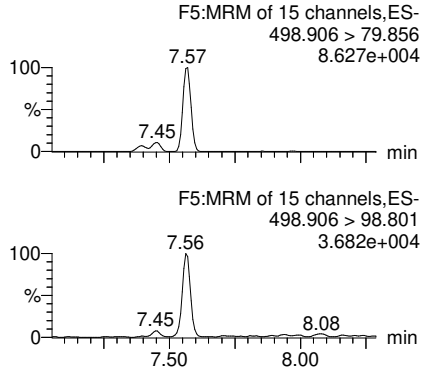

PV by TCH, SV by hh 10-Jun-21 Conc. & LOD unit = ng

Quantify Sample Report **MassLynx MassLynx V4.1 SCN909**
SGS Axys Analytical Services, Ltd.

Dataset: G:\Masslynx\Inst_L\PFAS\quanfile\FC1L_080-a6.qld

Last Altered: Wednesday, June 09, 2021 15:38:41 Pacific Daylight Time
Printed: Thursday, June 10, 2021 10:10:18 Pacific Daylight Time

ID: FC046C-CAL,, /01, Name: FC1L_080S17, Description: 1,,2uL, Date: 22-Feb-2021, Time: 12:25:55

PFOS-SUM

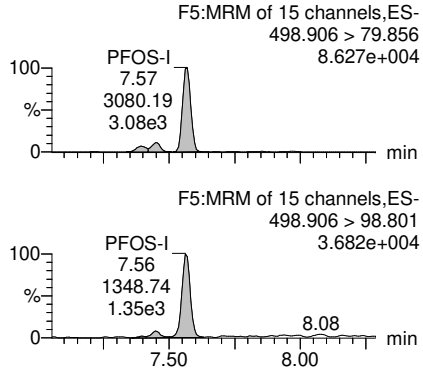

PFOS

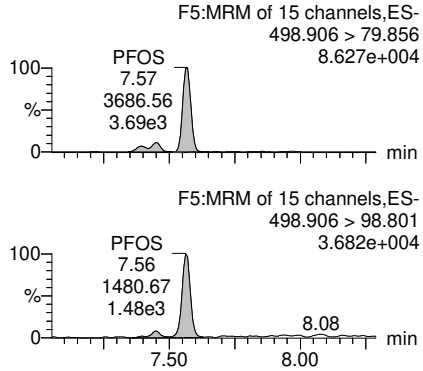

PFNS

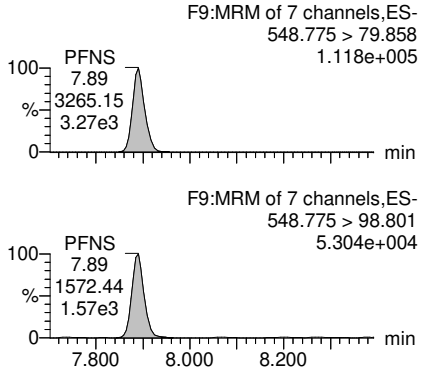

PFDS

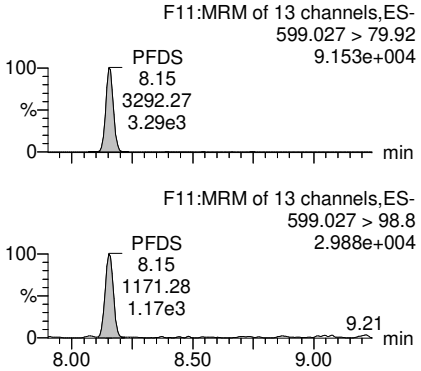

PFDoS

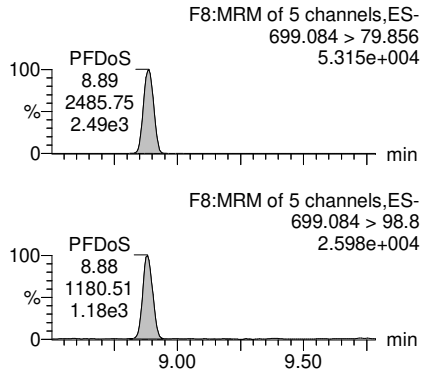

4:2 FTS

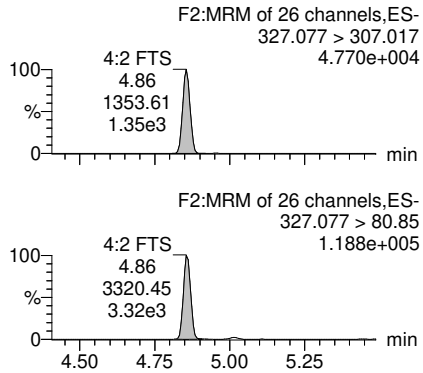

6:2 FTS

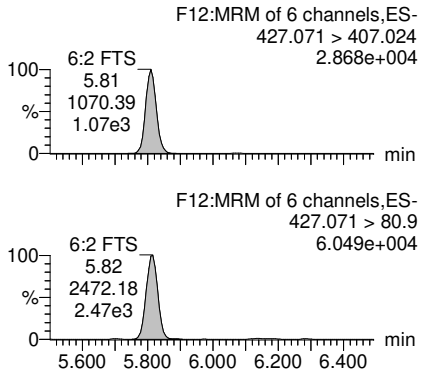

8:2 FTS

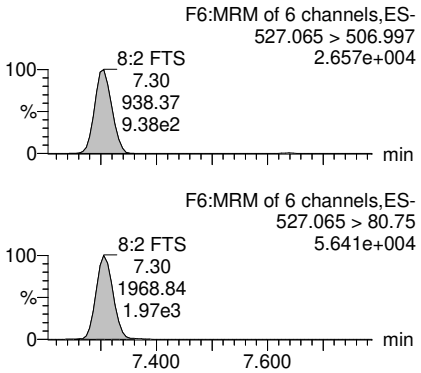

PV by TCH, SV by hh 10-Jun-21 Conc. & LOD unit = ng

Quantify Sample Report **MassLynx MassLynx V4.1 SCN909**
SGS Axys Analytical Services, Ltd.

Dataset: G:\Masslynx\Inst_L\PFAS\quanfile\FC1L_080-a6.qld

Last Altered: Wednesday, June 09, 2021 15:38:41 Pacific Daylight Time
Printed: Thursday, June 10, 2021 10:10:18 Pacific Daylight Time

ID: FC046C-CAL,, /01, Name: FC1L_080S17, Description: 1,,2uL, Date: 22-Feb-2021, Time: 12:25:55

PFOSA-I

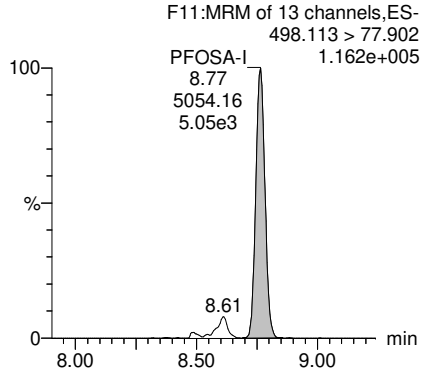

PFOSA-II

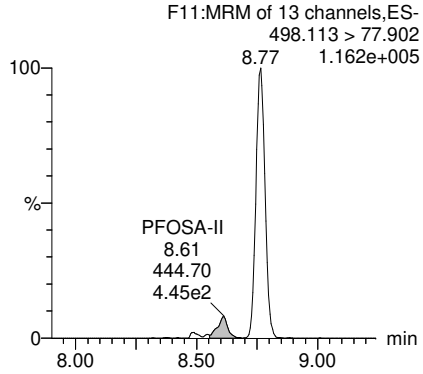

PFOSA-SUM

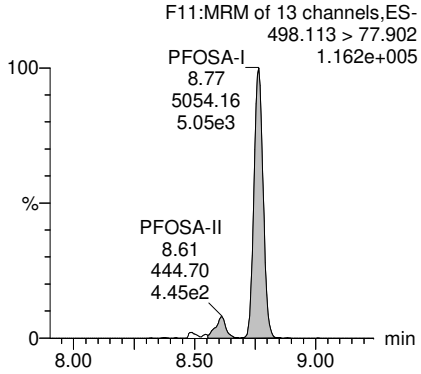

PFOSA

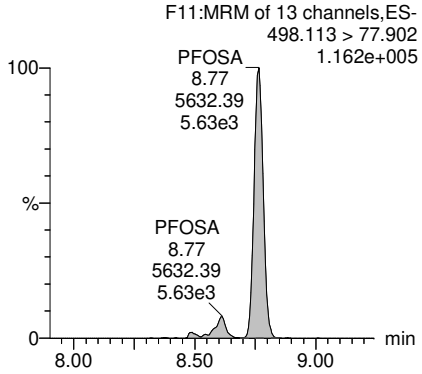

N-MeFOSA-I

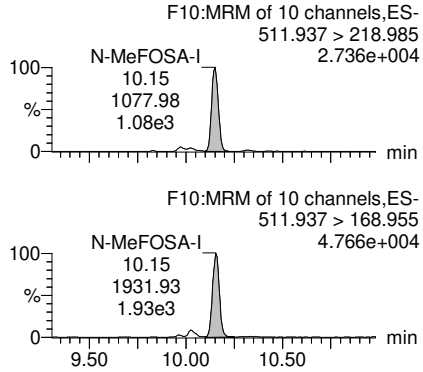

N-MeFOSA-II

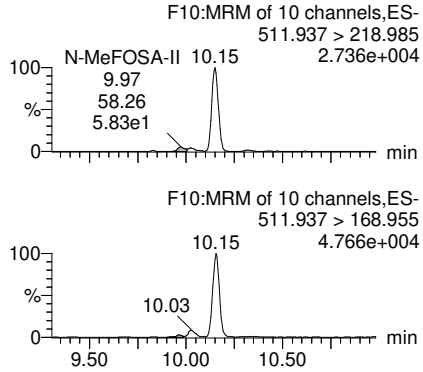

N-MeFOSA-SUM

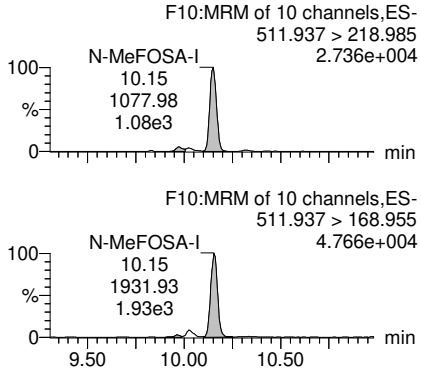

N-MeFOSA

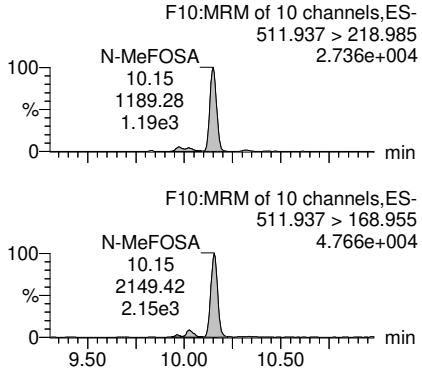

PV by TCH, SV by hh 10-Jun-21 Conc. & LOD unit = ng

Quantify Sample Report **MassLynx MassLynx V4.1 SCN909**
SGS Axys Analytical Services, Ltd.

Dataset: G:\Masslynx\Inst_L\PFAS\quanfile\FC1L_080-a6.qld

Last Altered: Wednesday, June 09, 2021 15:38:41 Pacific Daylight Time
Printed: Thursday, June 10, 2021 10:10:18 Pacific Daylight Time

ID: FC046C-CAL,, /01, Name: FC1L_080S17, Description: 1,,2uL, Date: 22-Feb-2021, Time: 12:25:55

N-EtFOSA-I

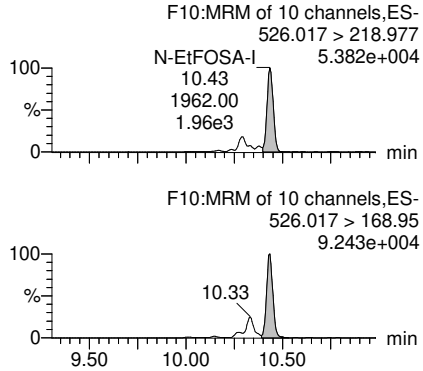

N-EtFOSA-II

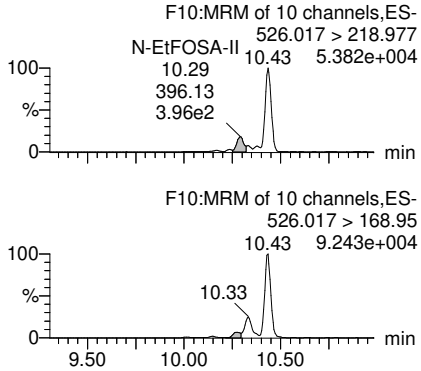

N-EtFOSA-SUM

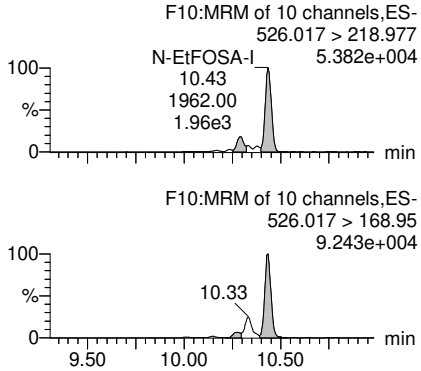

N-EtFOSA

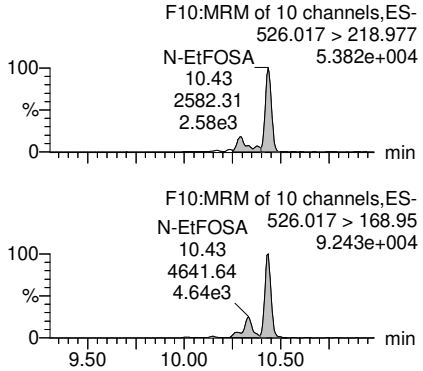

MeFOSAA-I

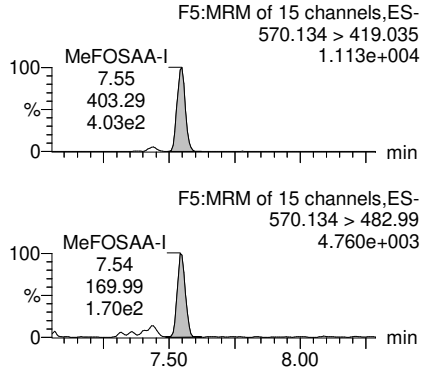

MeFOSAA-II

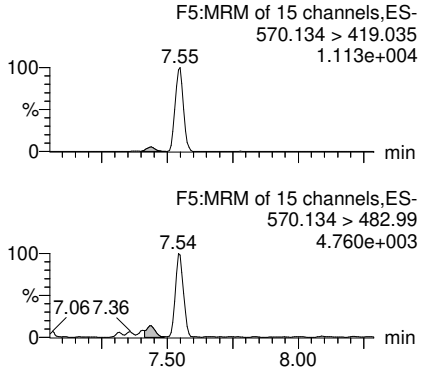

MeFOSAA-III

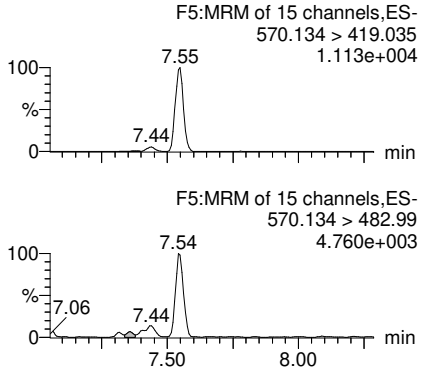

MeFOSAA-SUM

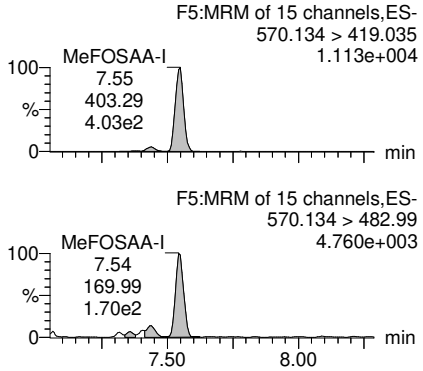

PV by TCH, SV by hh 10-Jun-21 Conc. & LOD unit = ng

Quantify Sample Report **MassLynx MassLynx V4.1 SCN909**
SGS Axys Analytical Services, Ltd.

Dataset: G:\Masslynx\Inst_L\PFAS\quanfile\FC1L_080-a6.qld

Last Altered: Wednesday, June 09, 2021 15:38:41 Pacific Daylight Time
Printed: Thursday, June 10, 2021 10:10:18 Pacific Daylight Time

ID: FC046C-CAL,, /01, Name: FC1L_080S17, Description: 1,,2uL, Date: 22-Feb-2021, Time: 12:25:55

MeFOSAA

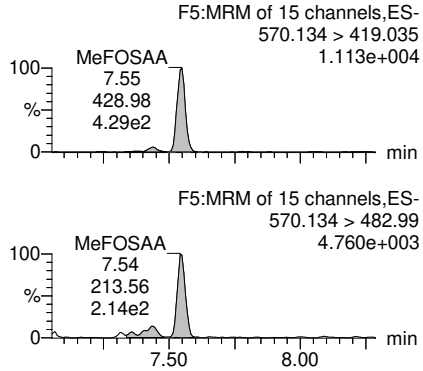

EtFOSAA-I

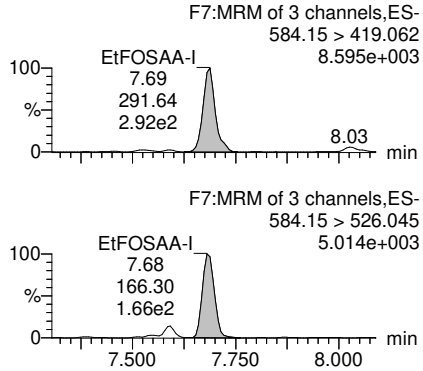

EtFOSAA-II

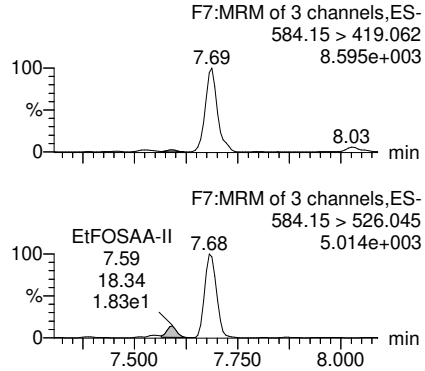

EtFOSAA-III

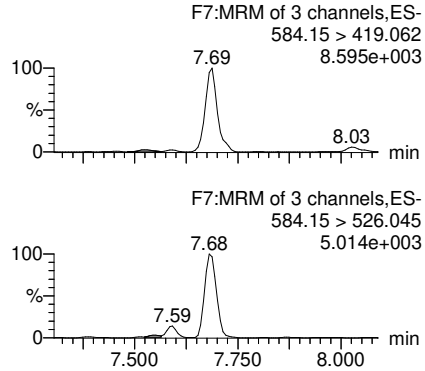

EtFOSAA-SUM

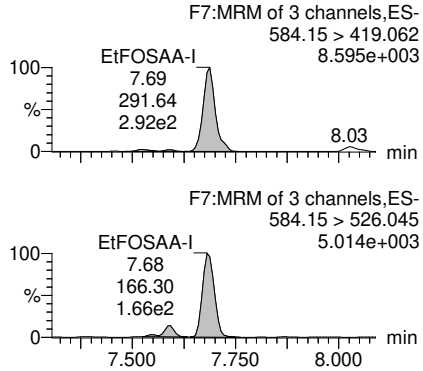

EtFOSAA

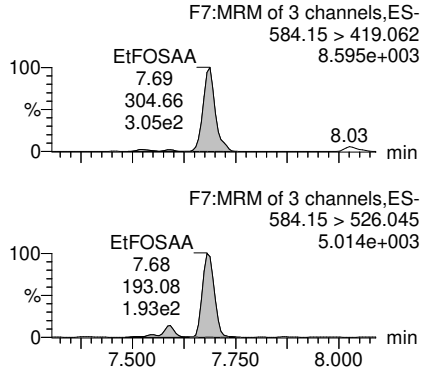

N-MeFOSE-I

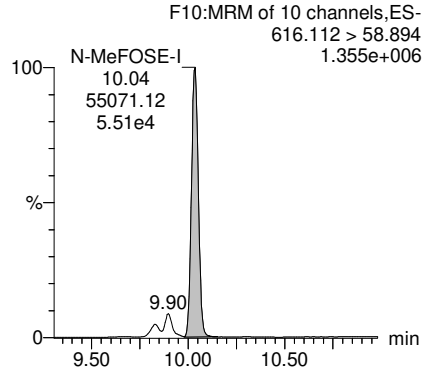

N-MeFOSE-II

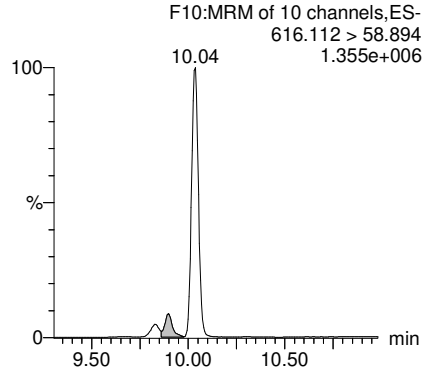

PV by TCH, SV by hh 10-Jun-21 Conc. & LOD unit = ng

Quantify Sample Report **MassLynx MassLynx V4.1 SCN909**
SGS Axys Analytical Services, Ltd.

Dataset: G:\Masslynx\Inst_L\PFAS\quanfile\FC1L_080-a6.qld

Last Altered: Wednesday, June 09, 2021 15:38:41 Pacific Daylight Time
Printed: Thursday, June 10, 2021 10:10:18 Pacific Daylight Time

ID: FC046C-CAL,, /01, Name: FC1L_080S17, Description: 1,,2uL, Date: 22-Feb-2021, Time: 12:25:55

N-MeFOSE-III

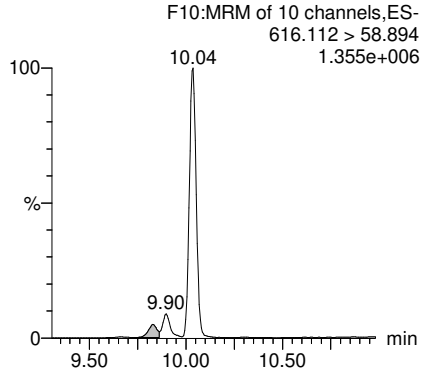

N-MeFOSE-SUM

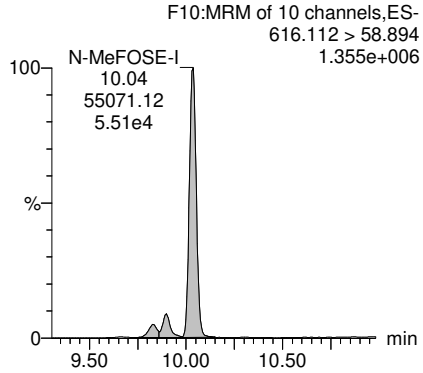

N-MeFOSE

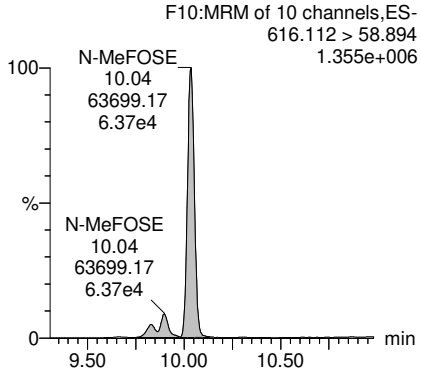

N-EtFOSE-I

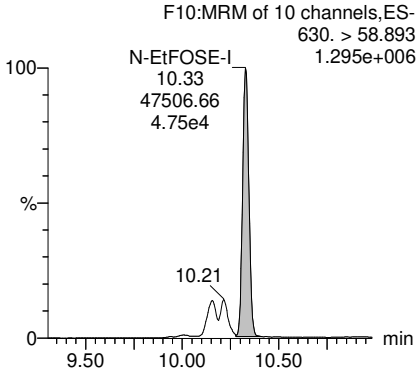

N-EtFOSE-II

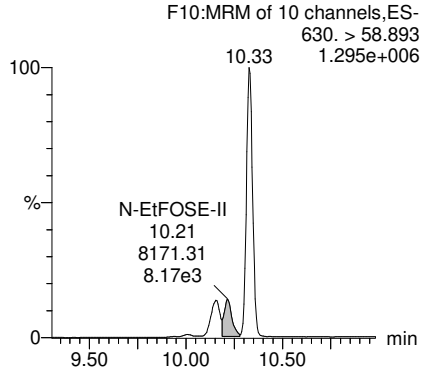

N-EtFOSE-III

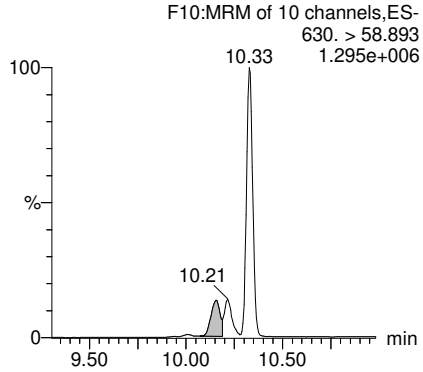

N-EtFOSE-SUM

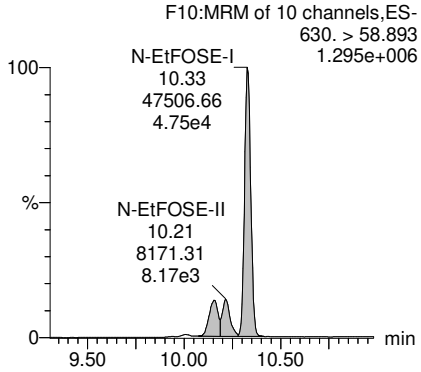

N-EtFOSE

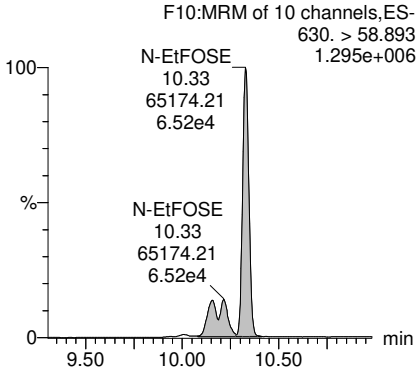

PV by TCH, SV by hh 10-Jun-21 Conc. & LOD unit = ng

Quantify Sample Report **MassLynx MassLynx V4.1 SCN909**
SGS Axys Analytical Services, Ltd.

Dataset: G:\Masslynx\Inst_L\PFAS\quanfile\FC1L_080-a6.qld

Last Altered: Wednesday, June 09, 2021 15:38:41 Pacific Daylight Time
Printed: Thursday, June 10, 2021 10:10:18 Pacific Daylight Time

ID: FC046C-CAL,, /01, Name: FC1L_080S17, Description: 1,,2uL, Date: 22-Feb-2021, Time: 12:25:55

HFPO-DA

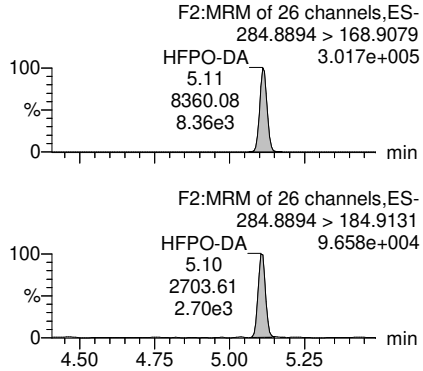

ADONA

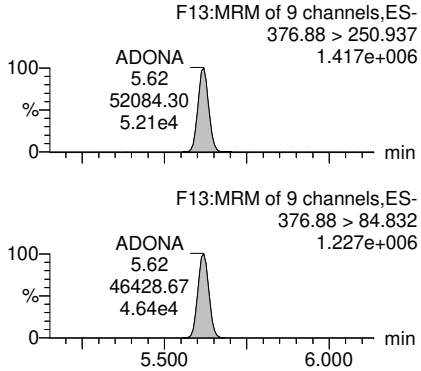

9Cl-PF3ONS

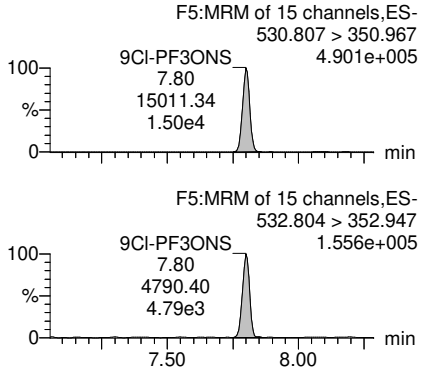

11Cl-PF3OUdS

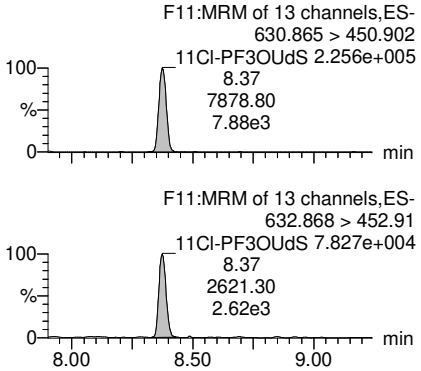

3:3 FTCA

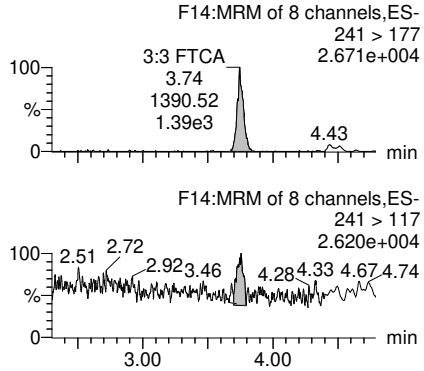

5:3 FTCA

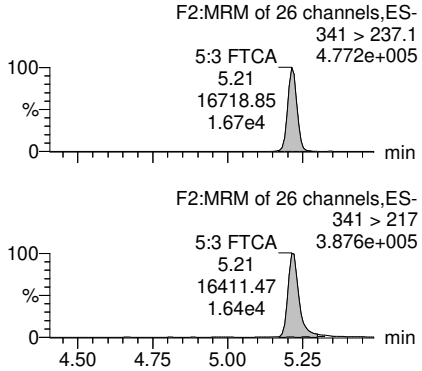

7:3 FTCA

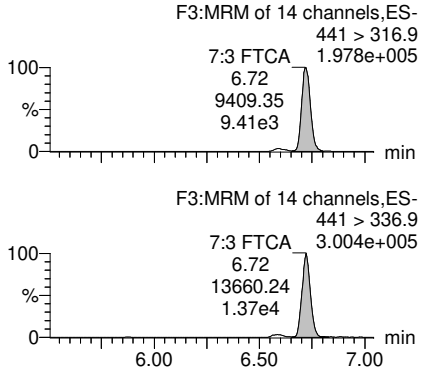

PFEESA

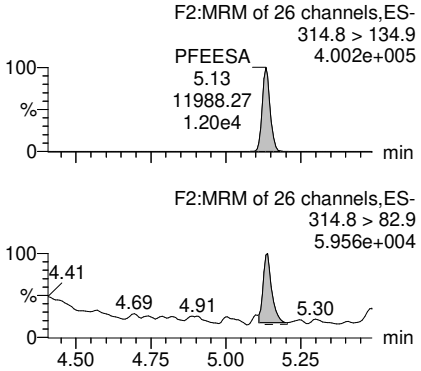

PV by TCH, SV by hh 10-Jun-21 Conc. & LOD unit = ng

Quantify Sample Report **MassLynx MassLynx V4.1 SCN909**
SGS Axys Analytical Services, Ltd.

Dataset: G:\Masslynx\Inst_L\PFAS\quanfile\FC1L_080-a6.qld

Last Altered: Wednesday, June 09, 2021 15:38:41 Pacific Daylight Time
Printed: Thursday, June 10, 2021 10:10:18 Pacific Daylight Time

ID: FC046C-CAL,, /01, Name: FC1L_080S17, Description: 1,,2uL, Date: 22-Feb-2021, Time: 12:25:55

PFMPA

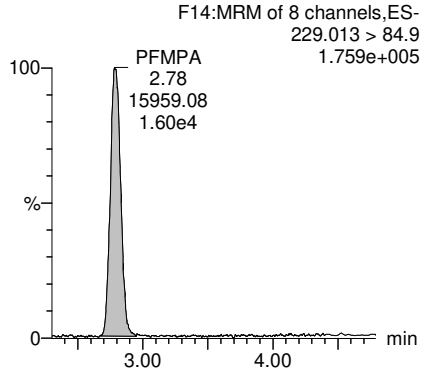

PFMBA

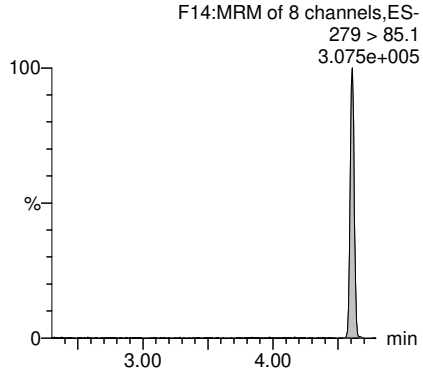

NFDHA

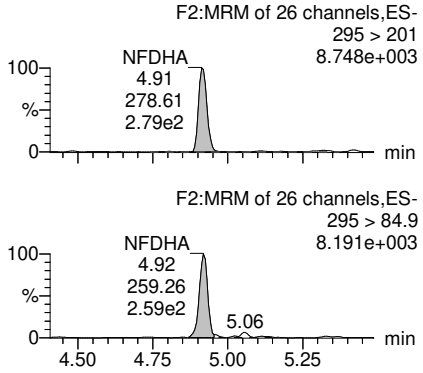

13C4-PFBA

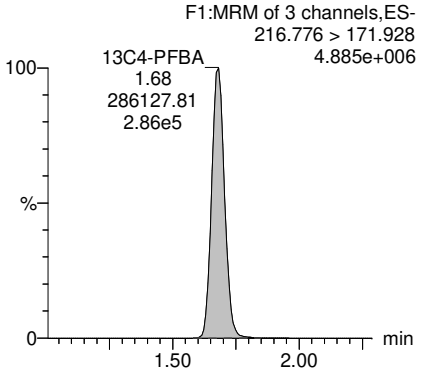

13C5-PFPeA

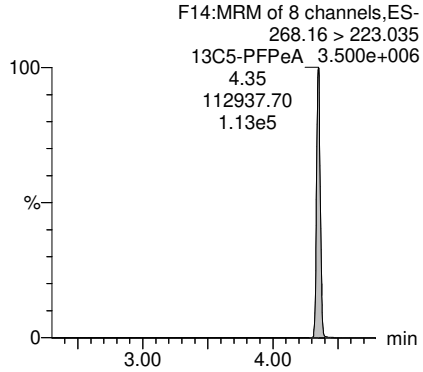

13C5-PFHxA

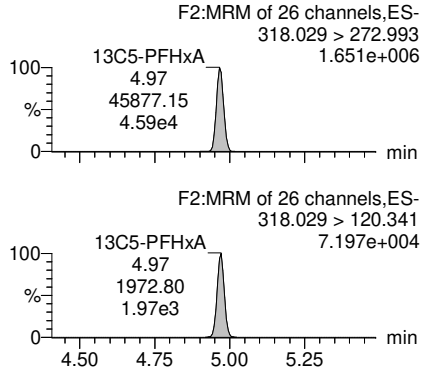

13C4-PFHpA

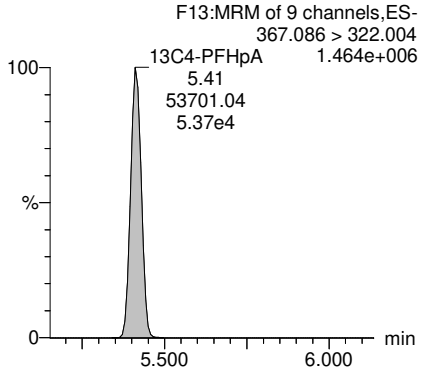

13C8-PFOA

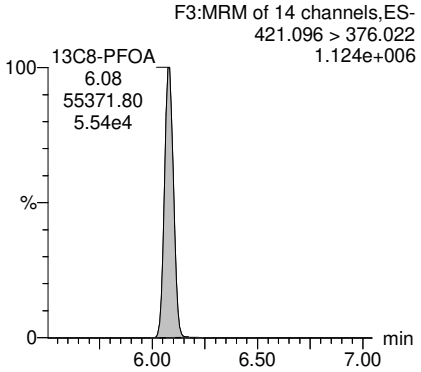

PV by TCH, SV by hh 10-Jun-21 Conc. & LOD unit = ng

Quantify Sample Report **MassLynx MassLynx V4.1 SCN909**
SGS Axys Analytical Services, Ltd.

Dataset: G:\Masslynx\Inst_L\PFAS\quanfile\FC1L_080-a6.qld

Last Altered: Wednesday, June 09, 2021 15:38:41 Pacific Daylight Time
Printed: Thursday, June 10, 2021 10:10:18 Pacific Daylight Time

ID: FC046C-CAL,, /01, Name: FC1L_080S17, Description: 1,,2uL, Date: 22-Feb-2021, Time: 12:25:55

13C9-PFNA

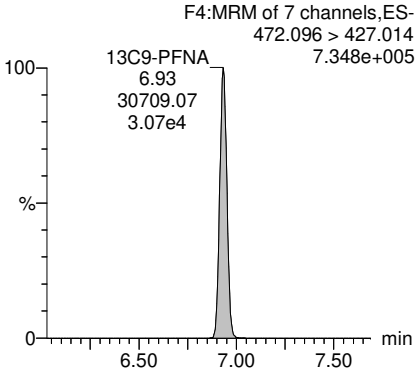

13C6-PFDA

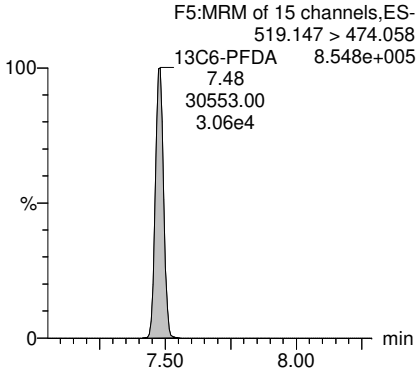

13C7-PFUnA

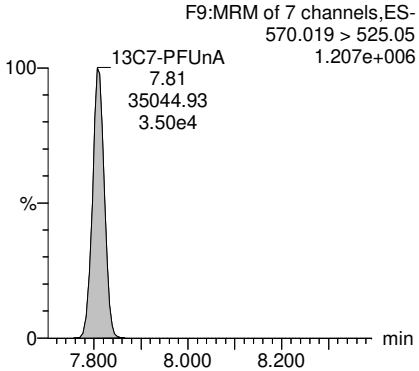

13C2-PFDoA

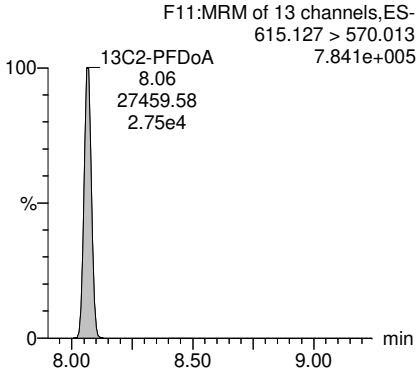

13C2-PFTeDA

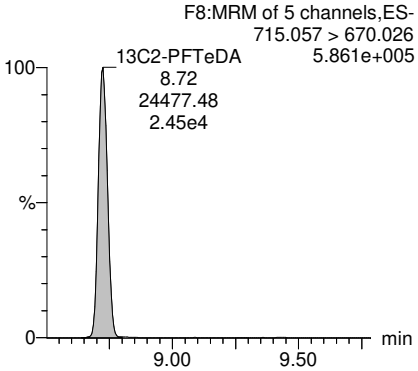

13C3-PFBS

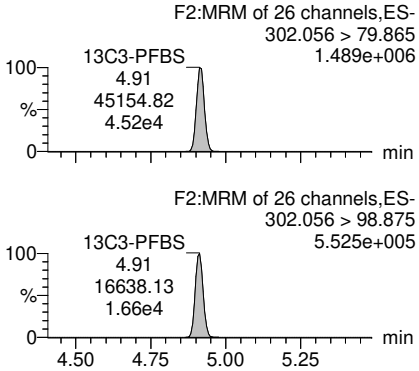

13C3-PFHxS

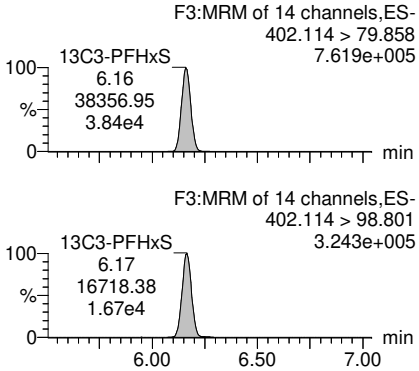

13C8-PFOS

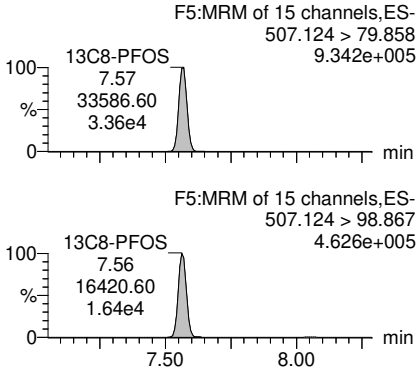

PV by TCH, SV by hh 10-Jun-21 Conc. & LOD unit = ng

Quantify Sample Report **MassLynx MassLynx V4.1 SCN909**
SGS Axys Analytical Services, Ltd.

Dataset: G:\Masslynx\Inst_L\PFAS\quanfile\FC1L_080-a6.qld

Last Altered: Wednesday, June 09, 2021 15:38:41 Pacific Daylight Time
Printed: Thursday, June 10, 2021 10:10:18 Pacific Daylight Time

ID: FC046C-CAL,, /01, Name: FC1L_080S17, Description: 1,,2uL, Date: 22-Feb-2021, Time: 12:25:55

13C2-4:2 FTS

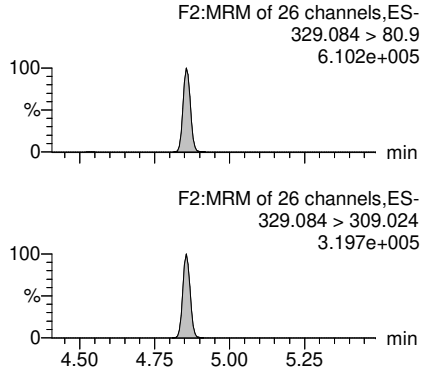

13C2-6:2 FTS

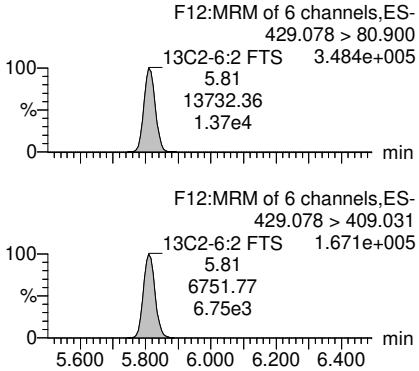

13C2-8:2 FTS

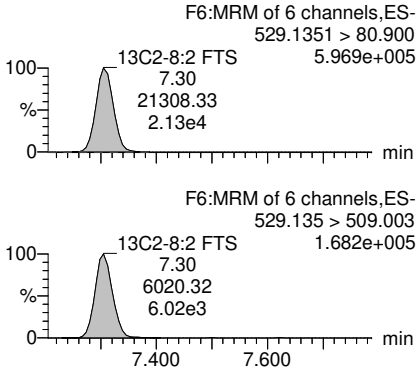

13C8-PFOSA

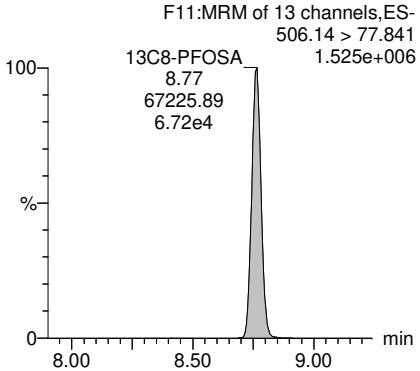

D3-N-MeFOSA

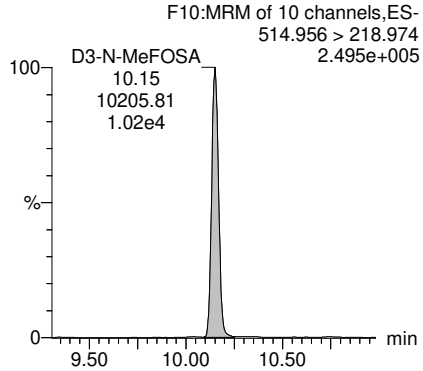

D5-N-EtFOSA

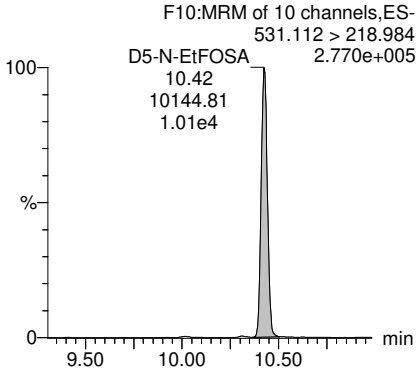

D3-MeFOSAA

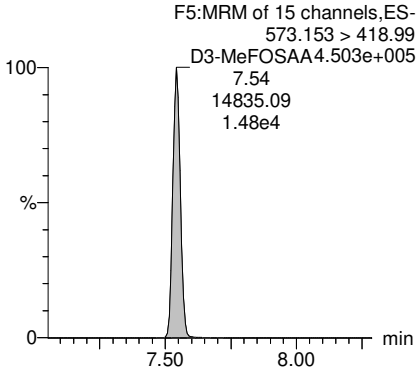

D5-EtFOSAA

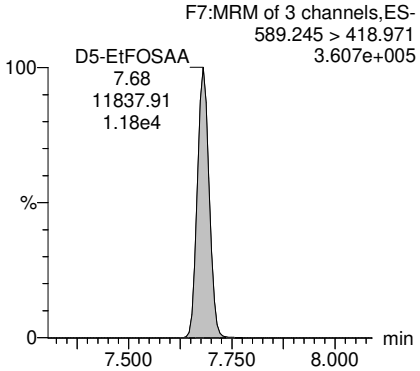

PV by TCH, SV by hh 10-Jun-21 Conc. & LOD unit = ng

Quantify Sample Report **MassLynx MassLynx V4.1 SCN909**
SGS Axys Analytical Services, Ltd.

Dataset: G:\Masslynx\Inst_L\PFAS\quanfile\FC1L_080-a6.qld

Last Altered: Wednesday, June 09, 2021 15:38:41 Pacific Daylight Time
Printed: Thursday, June 10, 2021 10:10:18 Pacific Daylight Time

ID: FC046C-CAL,, /01, Name: FC1L_080S17, Description: 1,,2uL, Date: 22-Feb-2021, Time: 12:25:55

D7-N-MeFOSE

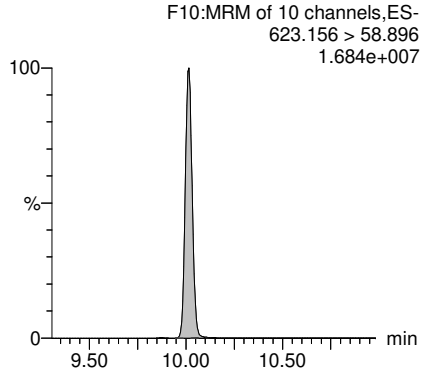

D9-N-EtFOSE

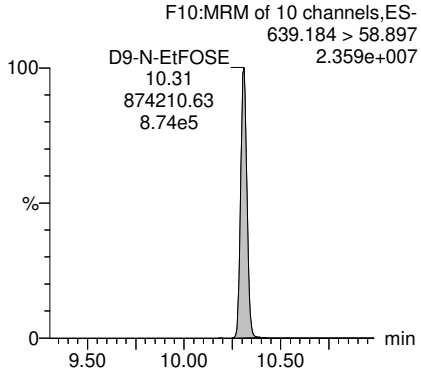

13C3-HFPO-DA

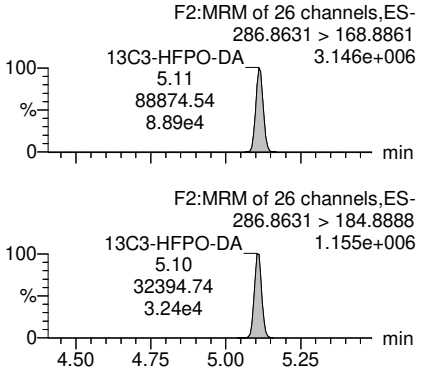

13C3-PFBA

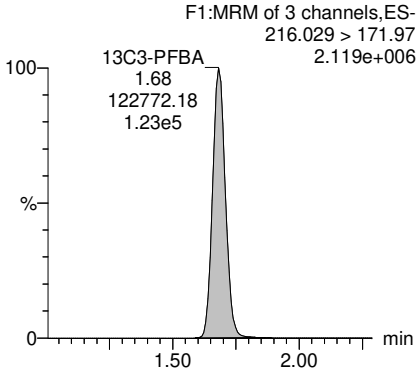

13C2-PFHxA

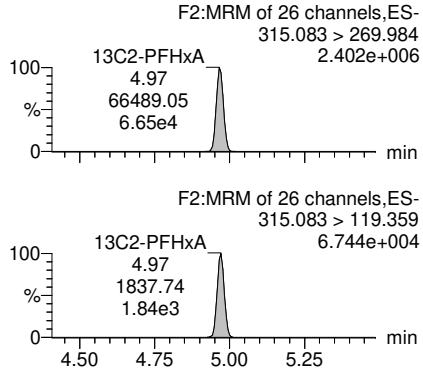

13C4-PFOA

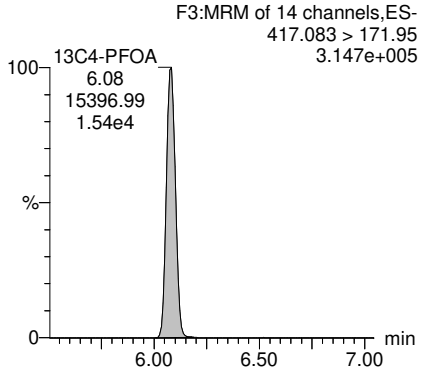

13C5-PFNA

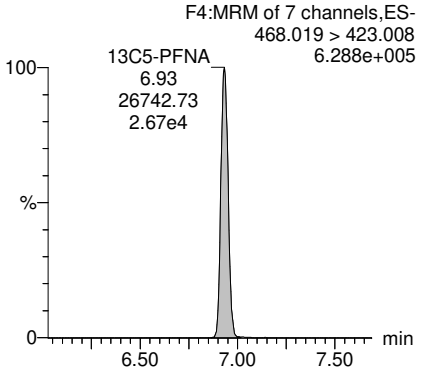

13C2-PFDA

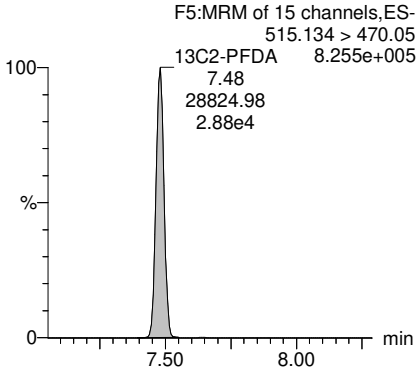

PV by TCH, SV by hh 10-Jun-21 Conc. & LOD unit = ng

Quantify Sample Report **MassLynx MassLynx V4.1 SCN909**
SGS Axys Analytical Services, Ltd.

Dataset: G:\Masslynx\Inst_L\PFAS\quanfile\FC1L_080-a6.qld

Last Altered: Wednesday, June 09, 2021 15:38:41 Pacific Daylight Time
Printed: Thursday, June 10, 2021 10:10:18 Pacific Daylight Time

ID: FC046C-CAL,, /01, Name: FC1L_080S17, Description: 1,,2uL, Date: 22-Feb-2021, Time: 12:25:55

18O2-PFHxS

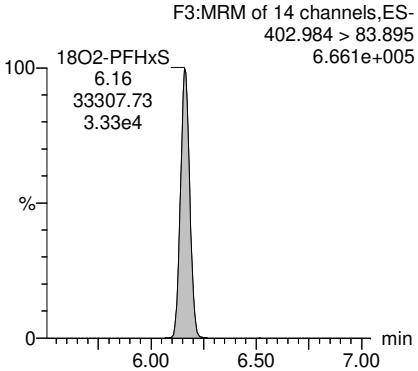

13C4-PFOS

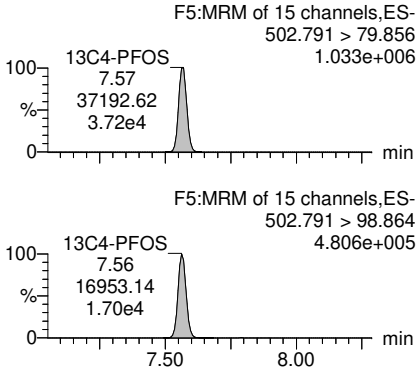

13C2-D4-6:2 FTS

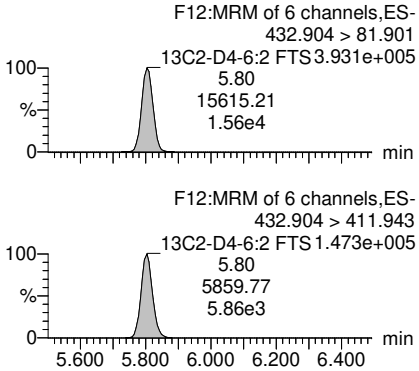

PV by TCH, SV by hh 10-Jun-21 Conc. & LOD unit = ng

Quantify Sample Report **MassLynx MassLynx V4.1 SCN909**
SGS Axys Analytical Services, Ltd.

Dataset: G:\Masslynx\Inst_L\PFAS\quanfile\FC1L_080-a6.qld

Last Altered: Wednesday, June 09, 2021 15:38:41 Pacific Daylight Time
Printed: Thursday, June 10, 2021 10:10:18 Pacific Daylight Time

ID: FC046C-CAL,, /01, Name: FC1L_080S17, Description: 1,,2uL, Date: 22-Feb-2021, Time: 12:25:55

#	IS#	Name	RT	Area	IS Area	Std. Conc	Conc.	LOD	%Rec	Ratio (Pred)	Ratio	Ratio Fail(Y/N)	S/N	Noise	IS Height	Sample size	F2	Flags
1	84	PFBA	1.69	24070	286128	3.200	3.354	0.0201	104.8				501	819	4884376	1.000	1.0	MM
2	85	PFPeA	4.35	11662	112938	1.600	1.709	0.0332	106.8				161	2341	3500097	1.000	1.0	MM
3	86	PFHxA	4.97	4649	45877	0.800	0.955	0.0197	119.3	4.85	5.25	NO	139	1148	1650005	1.000	1.0	MM
4	87	PFHpA	5.41	4897	53701	0.800	0.831	0.0121	103.9	2.16	2.08	NO	208	646	1463938	1.000	1.0	MM
5	88	PFOA-I	6.08	7577	55372	0.000	0.935	0.0593		1.96	2.14	NO	46	3251	1123451	1.000	1.0	bb
6	88	PFOA-II			55372	0.000		0.0593		0.00				3251	1123451	1.000	1.0	
7	88	PFOA-III			55372	0.000		0.0593		0.00				3251	1123451	1.000	1.0	
8	88	PFOA-IV			55372	0.000		0.0593		0.00				3251	1123451	1.000	1.0	
9		PFOA-SUM		7577	55372	0.000	0.935	0.0593						3251	1123451	1.000	1.0	
10	88	PFOA	6.08	7657	55372	0.800	0.945	0.0593	118.1	1.96	2.17	NO	46	3251	1123451	1.000	1.0	MM
11	89	PFNA-I	6.94	5780	30709	0.000	0.919	0.0345		2.85	3.08	NO	79	1733	734783	1.000	1.0	dd
12	89	PFNA-II			30709	0.000		0.0345		0.00				1733	734783	1.000	1.0	
13	89	PFNA-III			30709	0.000		0.0345		0.00				1733	734783	1.000	1.0	
14		PFNA-SUM		5780	30709	0.000	0.919	0.0345						1733	734783	1.000	1.0	
15	89	PFNA	6.94	5504	30709	0.800	0.875	0.0345	109.4	2.85	2.94	NO	77	1733	734783	1.000	1.0	MM
16	90	PFDA	7.48	4315	30553	0.800	0.843	0.0169	105.4	3.07	3.06	NO	147	805	854463	1.000	1.0	MM
17	91	PFUnA	7.81	4350	35045	0.800	0.813	0.0228	101.7	4.31	4.50	NO	103	1401	1206964	1.000	1.0	bb
18	92	PFDoA	8.06	5901	27460	0.800	1.000	0.0219	125.1	7.42	8.86	NO	139	1228	783893	1.000	1.0	MM
19	Multi	PFTrDA	8.36	3874	25969	0.800	0.886	0.0290	110.7	3.08	3.58	NO	98	1101	684955	1.000	1.0	bb
20	93	PFTeDA	8.72	3054	24477	0.800	0.836	0.0338	104.5	2.82	2.69	NO	72	985	586017	1.000	1.0	MM
21	94	PFBS	4.92	4254	45155	0.800	0.817	0.0005	102.1	2.59	2.65	NO	4578	31	1488373	1.000	1.0	bb
22	95	PFPeS	5.43	3286	38357	0.802	0.868	0.0031	108.2	2.24	2.06	NO	1111	77	761431	1.000	1.0	db
23	95	PFHxS-I	6.17	3284	38357	0.000	0.728	0.0016		2.37	2.40	NO	1430	48	761431	1.000	1.0	bb
24	95	PFHxS-II	5.94	337	38357	0.000	0.075	0.0016		3.26	3.35	NO	141	48	761431	1.000	1.0	db
25	95	PFHxS-III	5.86	154	38357	0.000	0.034	0.0016		2.72	1.90	NO	59	48	761431	1.000	1.0	bd
26		PFHxS-SUM		3775	38357	0.000	0.837	0.0048						48	761431	1.000	1.0	
27	95	PFHxS	6.17	3792	38357	0.800	0.841	0.0016	105.2	2.40	2.38	NO	1431	48	761431	1.000	1.0	MM
28	96	PFHpS	7.03	2863	33587	0.802	0.785	0.0009	97.9	2.12	1.90	NO	2101	31	933960	1.000	1.0	bb
29	96	PFOS-I	7.57	3080	33587	0.000	0.738	0.0095		2.42	2.28	NO	235	366	933960	1.000	1.0	bb
30	96	PFOS-II	7.45	366	33587	0.000	0.088	0.0095		2.75	3.37	NO	26	366	933960	1.000	1.0	db
31	96	PFOS-III	7.39	243	33587	0.000	0.058	0.0095		8.19	14.20	YES	16	366	933960	1.000	1.0	bd
32	96	PFOS-IV			33587	0.000		0.0095		2.14				366	933960	1.000	1.0	
33		PFOS-SUM		3689	33587	0.000	0.884	0.0284						366	933960	1.000	1.0	
34	96	PFOS	7.57	3687	33587	0.800	0.884	0.0095	110.4	2.54	2.49	NO	235	366	933960	1.000	1.0	MM
35	96	PFNS	7.89	3265	33587	0.802	0.824	0.0013	102.8	2.36	2.08	NO	2256	50	933960	1.000	1.0	bb
36	96	PFDS	8.15	3292	33587	0.800	0.870	0.0011	108.8	2.36	2.81	NO	2341	39	933960	1.000	1.0	bd

PV by TCH, SV by hh 10-Jun-21 Conc. & LOD unit = ng

Quantify Sample Report **MassLynx MassLynx V4.1 SCN909**
SGS Axys Analytical Services, Ltd.

Dataset: G:\Masslynx\Inst_L\PFAS\quanfile\FC1L_080-a6.qld

Last Altered: Wednesday, June 09, 2021 15:38:41 Pacific Daylight Time
Printed: Thursday, June 10, 2021 10:10:18 Pacific Daylight Time

ID: FC046C-CAL,, /01, Name: FC1L_080S17, Description: 1,,2uL, Date: 22-Feb-2021, Time: 12:25:55

#	IS#	Name	RT	Area	IS Area	Std. Conc	Conc.	LOD	%Rec	Ratio (Pred)	Ratio	Ratio Fail(Y/N)	S/N	Noise	IS Height	Sample size	F2	Flags
37	96	PFDoS	8.89	2486	33587	0.801	0.797	0.0009	99.5	2.24	2.11	NO	2158	25	933960	1.000	1.0	MM
38	97	4:2 FTS	4.86	1354	17070	3.200	3.363	0.0046	105.1	0.43	0.41	NO	2162	22	610113	1.000	1.0	dd
39	98	6:2 FTS	5.81	1070	13732	2.880	3.016	0.0303	104.7	0.44	0.43	NO	315	91	348261	1.000	1.0	bb
40	99	8:2 FTS	7.30	938	21308	3.200	3.292	0.0053	102.9	0.57	0.48	NO	1874	14	596281	1.000	1.0	bb
41	100	PFOSA-I	8.77	5054	67226	0.000	0.756	0.0015					1490	78	1525059	1.000	1.0	bb
42	100	PFOSA-II	8.61	445	67226	0.000	0.067	0.0015					116	78	1525059	1.000	1.0	db
43		PFOSA-SUM		5499	67226	0.000	0.823	0.0031						78	1525059	1.000	1.0	
44	100	PFOSA	8.77	5632	67226	0.800	0.843	0.0015	105.4				1491	78	1525059	1.000	1.0	MM
45	101	N-MeFOSA-I	10.15	1078	10206	0.000	0.943	0.0068		0.55	0.56	NO	429	64	249252	1.000	1.0	db
46	101	N-MeFOSA-II	9.97	58	10206	0.000	0.051	0.0068		1.14	1.20	NO	23	64	249252	1.000	1.0	bd
47		N-MeFOSA-SUM		1136	10206	0.000	0.994	0.0137						64	249252	1.000	1.0	
48	101	N-MeFOSA	10.15	1189	10206	0.920	1.040	0.0068	113.1	0.53	0.55	NO	429	64	249252	1.000	1.0	MM
49	102	N-EtFOSA-I	10.43	1962	10145	0.000	1.609	0.0069		0.55	0.58	NO	708	76	276303	1.000	1.0	dd
50	102	N-EtFOSA-II	10.29	396	10145	0.000	0.325	0.0069		1.28	1.56	NO	126	76	276303	1.000	1.0	dd
51		N-EtFOSA-SUM		2358	10145	0.000	1.934	0.0137						76	276303	1.000	1.0	
52	102	N-EtFOSA	10.43	2582	10145	2.000	2.118	0.0069	105.9	0.53	0.56	NO	708	76	276303	1.000	1.0	MM
53	103	MeFOSAA-I	7.55	403	14835	0.000	0.719	0.0062		2.01	2.37	NO	313	35	450381	1.000	1.0	db
54	103	MeFOSAA-II	7.44	23	14835	0.000	0.041	0.0062		1.84	0.87	YES	17	35	450381	1.000	1.0	dd
55	103	MeFOSAA-III	7.38	3	14835	0.000	0.006	0.0062		0.29	0.33	NO	2	35	450381	1.000	1.0	bd
56		MeFOSAA-SUM		429	14835	0.000	0.765	0.0187						35	450381	1.000	1.0	
57	103	MeFOSAA	7.55	429	14835	0.800	0.765	0.0062	95.6	1.87	2.01	NO	313	35	450381	1.000	1.0	MM
58	104	EtFOSAA-I	7.69	292	11838	0.000	0.649	0.0059		1.24	1.75	NO	318	27	360648	1.000	1.0	bb
59	104	EtFOSAA-II	7.59	5	11838	0.000	0.011	0.0059		0.34	0.27	NO	7	27	360648	1.000	1.0	db
60	104	EtFOSAA-III	7.52	8	11838	0.000	0.017	0.0059		0.63	2.45	YES	8	27	360648	1.000	1.0	bd
61		EtFOSAA-SUM		304	11838	0.000	0.678	0.0178						27	360648	1.000	1.0	
62	104	EtFOSAA	7.69	305	11838	0.800	0.678	0.0059	84.8	1.09	1.58	NO	318	27	360648	1.000	1.0	MM
63	105	N-MeFOSE-I	10.04	55071	687966	0.000	7.261	0.0149					1467	921	16832810	1.000	1.0	db
64	105	N-MeFOSE-II	9.90	5381	687966	0.000	0.710	0.0149					127	921	16832810	1.000	1.0	dd
65	105	N-MeFOSE-III	9.83	3214	687966	0.000	0.424	0.0149					69	921	16832810	1.000	1.0	bd
66		N-MeFOSE-SUM		63666	687966	0.000	8.395	0.0447						921	16832810	1.000	1.0	
67	105	N-MeFOSE	10.04	63699	687966	8.000	8.399	0.0149	105.0				1467	921	16832810	1.000	1.0	MM
68	106	N-EtFOSE-I	10.33	47507	874211	0.000	4.567	0.0085					1626	792	23563574	1.000	1.0	db
69	106	N-EtFOSE-II	10.21	8171	874211	0.000	0.786	0.0085					224	792	23563574	1.000	1.0	dd
70	106	N-EtFOSE-III	10.15	9129	874211	0.000	0.878	0.0085					217	792	23563574	1.000	1.0	bd
71		N-EtFOSE-SUM		64807	874211	0.000	6.230	0.0254						792	23563574	1.000	1.0	
72	106	N-EtFOSE	10.33	65174	874211	6.000	6.266	0.0085	104.4				1627	792	23563574	1.000	1.0	MM

PV by TCH, SV by hh 10-Jun-21 Conc. & LOD unit = ng

Quantify Sample Report **MassLynx MassLynx V4.1 SCN909**
SGS Axys Analytical Services, Ltd.

Dataset: G:\Masslynx\Inst_L\PFAS\quanfile\FC1L_080-a6.qld

Last Altered: Wednesday, June 09, 2021 15:38:41 Pacific Daylight Time
Printed: Thursday, June 10, 2021 10:10:18 Pacific Daylight Time

ID: FC046C-CAL,, /01, Name: FC1L_080S17, Description: 1,,2uL, Date: 22-Feb-2021, Time: 12:25:55

#	IS#	Name	RT	Area	IS Area	Std. Conc	Conc.	LOD	%Rec	Ratio (Pred)	Ratio	Ratio Fail(Y/N)	S/N	Noise	IS Height	Sample size	F2	Flags
73	107	HFPO-DA	5.11	8360	88875	3.040	3.442	0.0013	113.2	2.87	3.09	NO	8063	37	3145090	1.000	1.0	bb
74	107	ADONA	5.62	52084	88875	3.200	3.341	0.0008	104.4	1.08	1.12	NO	10016	141	3145090	1.000	1.0	bb
75	107	9Cl-PF3ONS	7.80	15011	88875	3.206	3.396	0.0053	105.9	3.20	3.13	NO	1767	277	3145090	1.000	1.0	bb
76	107	11Cl-PF3OUdS	8.37	7879	88875	3.205	3.300	0.0096	103.0	3.13	3.01	NO	835	270	3145090	1.000	1.0	bb
77	85	3:3 FTCA	3.74	1391	112938	3.200	2.972	0.0310	92.9	1.75	1.50	NO	178	150	3500097	1.000	1.0	MM
78	86	5:3 FTCA	5.21	16719	45877	20.000	21.178	0.0247	105.9	1.20	1.02	NO	2039	234	1650005	1.000	1.0	MM
79	86	7:3 FTCA	6.72	9409	45877	20.000	20.426	0.0084	102.1	0.71	0.69	NO	4261	46	1650005	1.000	1.0	db
80	86	PFEESA	5.13	11988	45877	0.800	0.827	0.0014	103.4	9.28	7.50	NO	1697	236	1650005	1.000	1.0	MM
81	85	PFMPA	2.78	15959	112938	1.600	1.547	0.0045	96.7				365	479	3500097	1.000	1.0	bb
82	85	PFMBA	4.61	10941	112938	0.800	0.797	0.0017	99.6				1252	245	3500097	1.000	1.0	MM
83	86	NFDHA	4.91	279	45877	1.600	1.401	0.0370	87.6	0.94	1.07	NO	99	88	1650005	1.000	1.0	MM
84	108	13C4-PFBA	1.68	286128	122772	40.000	40.814	0.0024	102.0				50278	97	2116696	1.000	1.0	MM
85	109	13C5-PFPeA	4.35	112938	66489	20.000	20.663	0.0015	103.3				36012	97	2400993	1.000	1.0	MM
86	109	13C5-PFHxA	4.97	45877	66489	10.000	9.866	0.0011	98.7	23.32	23.25	NO	26868	61	2400993	1.000	1.0	bb
87	110	13C4-PFHpA	5.41	53701	15397	10.000	10.517	0.0010	105.2				42304	35	314616	1.000	1.0	bd
88	110	13C8-PFOA	6.08	55372	15397	10.000	9.648	0.0011	96.5				25297	44	314616	1.000	1.0	MM
89	111	13C9-PFNA	6.93	30709	26743	5.000	5.005	0.0020	100.1				7467	98	628789	1.000	1.0	bd
90	112	13C6-PFDA	7.48	30553	28825	5.000	5.266	0.0007	105.3				23574	36	825209	1.000	1.0	bb
91	112	13C7-PFUnA	7.81	35045	28825	5.000	5.567	0.0009	111.3				23084	52	825209	1.000	1.0	bb
92	112	13C2-PFDoA	8.06	27460	28825	5.000	5.067	0.0005	101.3				32887	24	825209	1.000	1.0	bb
93	112	13C2-PFTeDA	8.72	24477	28825	5.000	5.150	0.0025	103.0				5175	113	825209	1.000	1.0	bd
94	113	13C3-PFBS	4.91	45155	33308	10.030	10.903	0.0016	108.7	2.73	2.71	NO	33889	44	665972	1.000	1.0	bb
95	113	13C3-PFHxS	6.16	38357	33308	10.015	10.152	0.0025	101.4	2.38	2.29	NO	12257	62	665972	1.000	1.0	bb
96	114	13C8-PFOS	7.57	33587	37193	10.062	9.944	0.0034	98.8	2.33	2.05	NO	8799	106	1032965	1.000	1.0	bb
97	115	13C2-4:2 FTS	4.86	17070	15615	20.168	19.970	0.0352	99.0	1.62	1.90	NO	2416	252	392942	1.000	1.0	bd
98	115	13C2-6:2 FTS	5.81	13732	15615	19.998	19.361	0.0075	96.8	1.88	2.03	NO	7813	45	392942	1.000	1.0	bb
99	115	13C2-8:2 FTS	7.30	21308	15615	20.040	18.989	0.0345	94.8	3.76	3.54	NO	1838	324	392942	1.000	1.0	MM
100	114	13C8-PFOSA	8.77	67226	37193	10.000	9.947	0.0021	99.5				11751	130	1032965	1.000	1.0	bd
101	114	D3-N-MeFOSA	10.15	10206	37193	10.000	9.858	0.0174	98.6				1498	166	1032965	1.000	1.0	dd
102	114	D5-N-EtFOSA	10.42	10145	37193	10.000	9.779	0.0073	97.8				3933	70	1032965	1.000	1.0	bb
103	115	D3-MeFOSAA	7.54	14835	15615	22.500	19.894	0.0022	88.4				32274	14	392942	1.000	1.0	MM
104	115	D5-EtFOSAA	7.68	11838	15615	20.000	19.340	0.0069	96.7				10201	35	392942	1.000	1.0	MM
105	114	D7-N-MeFOSE	10.02	687966	37193	100.000	99.930	0.0249	99.9				10589	1590	1032965	1.000	1.0	MM
106	114	D9-N-EtFOSE	10.31	874211	37193	100.000	98.168	0.0130	98.2				22019	1070	1032965	1.000	1.0	bb
107	109	13C3-HFPO-DA	5.11	88875	66489	40.000	40.967	0.0012	102.4	2.64	2.74	NO	98889	32	2400993	1.000	1.0	bb
108		13C3-PFBA	1.68	122772		20.000	24.939	0.0054	124.7				13733	154		1.000	1.0	bb

PV by TCH, SV by hh 10-Jun-21 Conc. & LOD unit = ng

Quantify Sample Report **MassLynx MassLynx V4.1 SCN909**
SGS Axys Analytical Services, Ltd.

Dataset: G:\Masslynx\Inst_L\PFAS\quanfile\FC1L_080-a6.qld

Last Altered: Wednesday, June 09, 2021 15:38:41 Pacific Daylight Time
Printed: Thursday, June 10, 2021 10:10:18 Pacific Daylight Time

ID: FC046C-CAL,, /01, Name: FC1L_080S17, Description: 1,,2uL, Date: 22-Feb-2021, Time: 12:25:55

#	IS#	Name	RT	Area	IS Area	Std. Conc	Conc.	LOD	%Rec	Ratio (Pred)	Ratio	Ratio Fail(Y/N)	S/N	Noise	IS Height	Sample size	F2	Flags
109		13C2-PFHxA	4.97	66489		10.000	12.167	0.0029	121.7	35.50	36.18	NO	12658	190		1.000	1.0	bb
110		13C4-PFOA	6.08	15397		10.000	11.727	0.0045	117.3				7740	41		1.000	1.0	bb
111		13C5-PFNA	6.93	26743		5.000	5.781	0.0015	115.6				11491	55		1.000	1.0	dd
112		13C2-PFDA	7.48	28825		5.000	5.584	0.0034	111.7				4911	168		1.000	1.0	bb
113		18O2-PFHxS	6.16	33308		10.050	11.714	0.0052	116.6				6796	98		1.000	1.0	bb
114		13C4-PFOS	7.57	37193		10.150	12.047	0.0013	118.7	2.17	2.19	NO	27143	38		1.000	1.0	dd
115		13C2-D4-6:2 FTS	5.80	15615		20.000	24.351	0.0302	121.8	2.50	2.66	NO	2416	163		1.000	1.0	bb

PV by TCH, SV by hh 10-Jun-21 Conc. & LOD unit = ng

Quantify Sample Report **MassLynx MassLynx V4.1 SCN909**
SGS Axys Analytical Services, Ltd.

Dataset: G:\Masslynx\Inst_L\PFAS\quanfile\FC1L_080-a6.qld

Last Altered: Wednesday, June 09, 2021 15:38:41 Pacific Daylight Time
Printed: Thursday, June 10, 2021 10:10:18 Pacific Daylight Time

ID: FC046D-CAL,, /01, Name: FC1L_080S18, Description: 1,,2uL, Date: 22-Feb-2021, Time: 12:38:52

PFBA

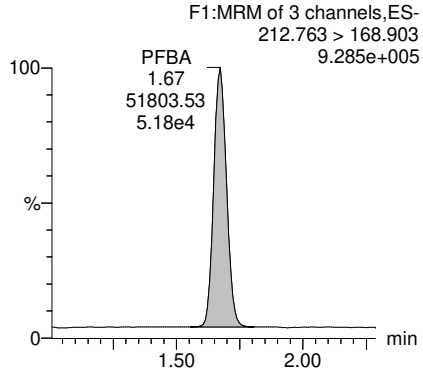

PFPeA

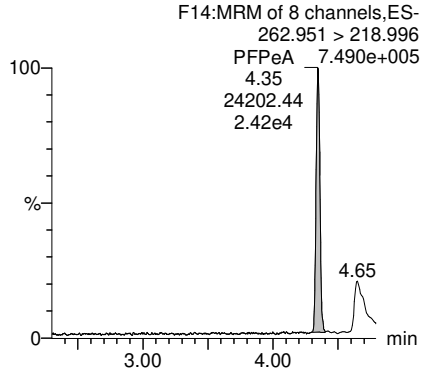

PFHxA

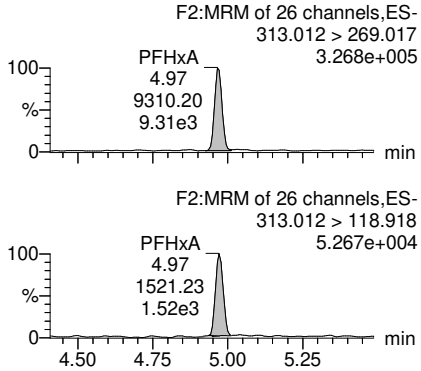

PFHpA

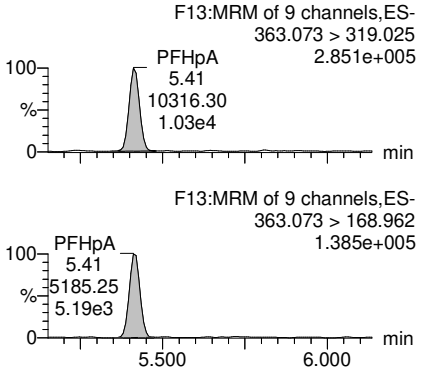

PFOA-I

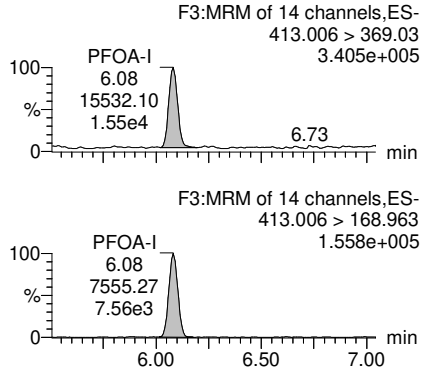

PFOA-II

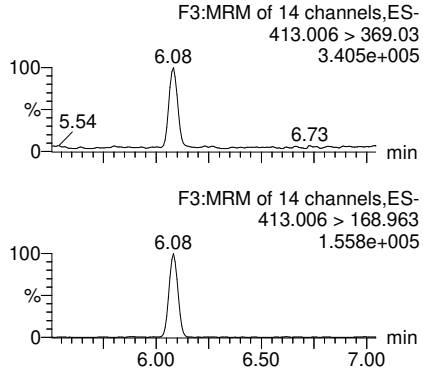

PFOA-III

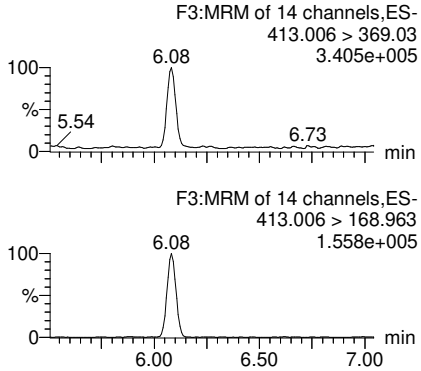

PFOA-IV

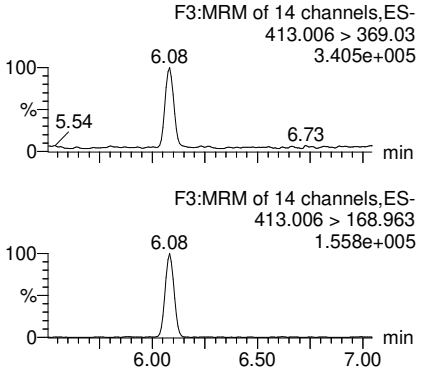

PV by TCH, SV by hh 10-Jun-21 Conc. & LOD unit = ng

Quantify Sample Report **MassLynx MassLynx V4.1 SCN909**
SGS Axys Analytical Services, Ltd.

Dataset: G:\Masslynx\Inst_L\PFAS\quanfile\FC1L_080-a6.qld

Last Altered: Wednesday, June 09, 2021 15:38:41 Pacific Daylight Time
Printed: Thursday, June 10, 2021 10:10:18 Pacific Daylight Time

ID: FC046D-CAL,, /01, Name: FC1L_080S18, Description: 1,,2uL, Date: 22-Feb-2021, Time: 12:38:52

PFOA-SUM

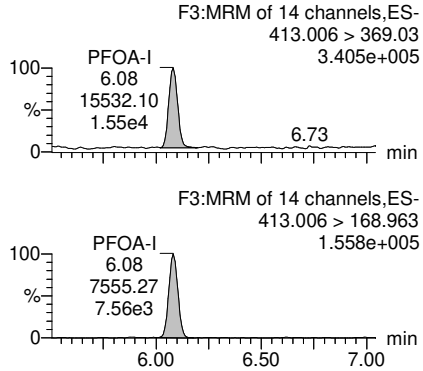

PFOA

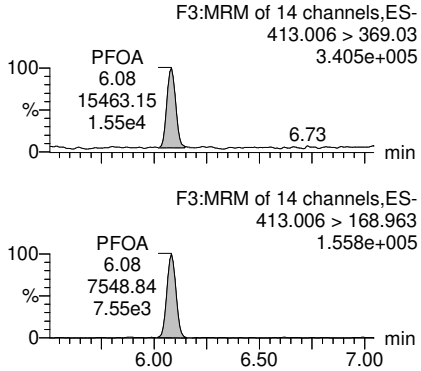

PFNA-I

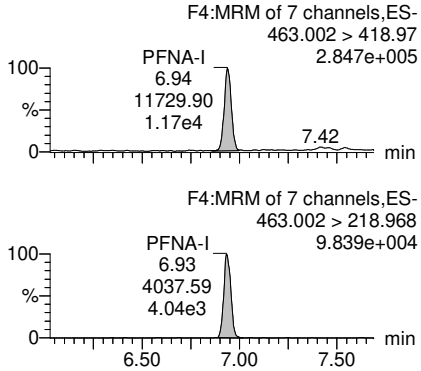

PFNA-II

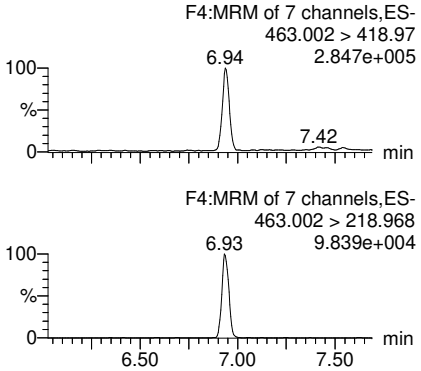

PFNA-III

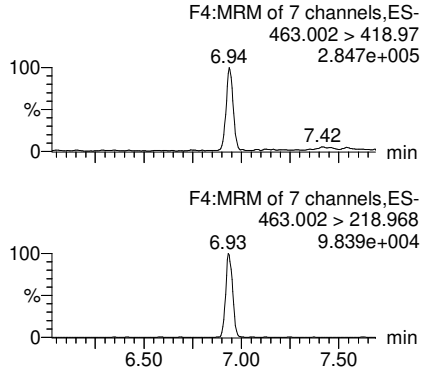

PFNA-SUM

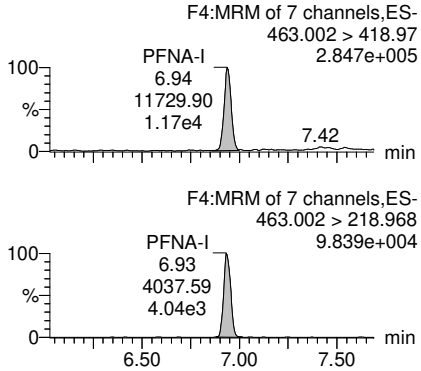

PFNA

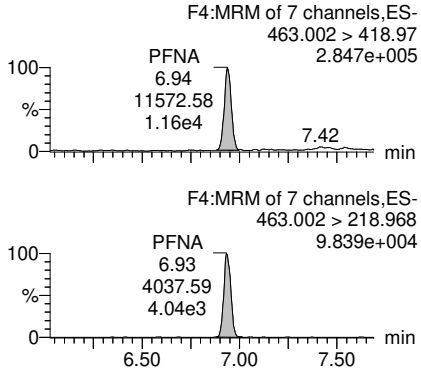

PFDA

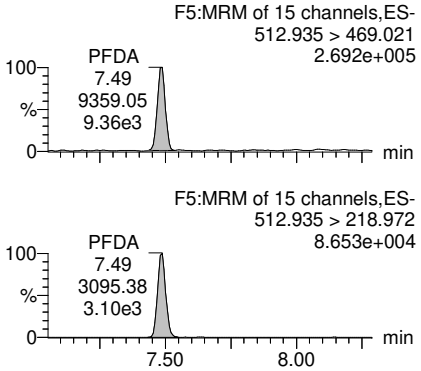

PV by TCH, SV by hh 10-Jun-21 Conc. & LOD unit = ng

Quantify Sample Report **MassLynx MassLynx V4.1 SCN909**
SGS Axys Analytical Services, Ltd.

Dataset: G:\Masslynx\Inst_L\PFAS\quanfile\FC1L_080-a6.qld

Last Altered: Wednesday, June 09, 2021 15:38:41 Pacific Daylight Time
Printed: Thursday, June 10, 2021 10:10:18 Pacific Daylight Time

ID: FC046D-CAL,, /01, Name: FC1L_080S18, Description: 1,,2uL, Date: 22-Feb-2021, Time: 12:38:52

PFUnA

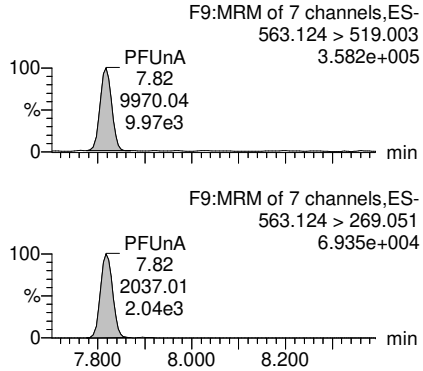

PFDoA

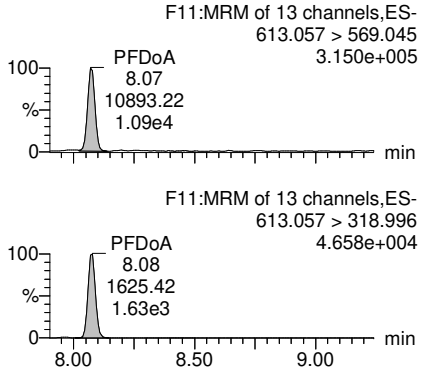

PFTrDA

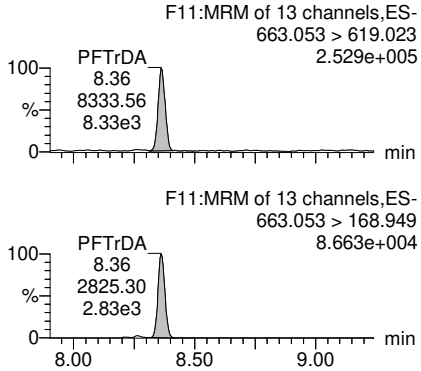

PFTeDA

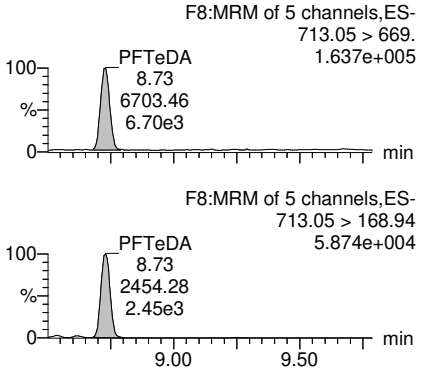

PFBS

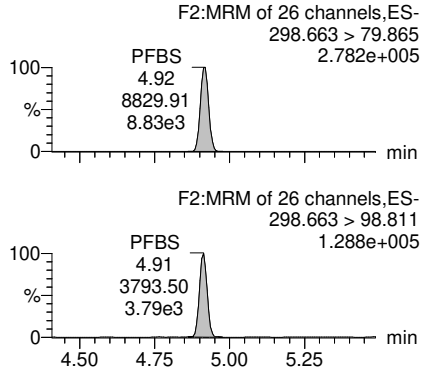

PFPeS

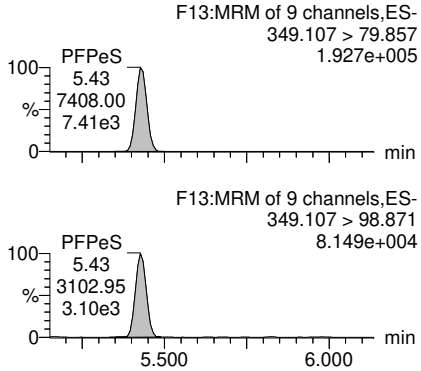

PFHxS-I

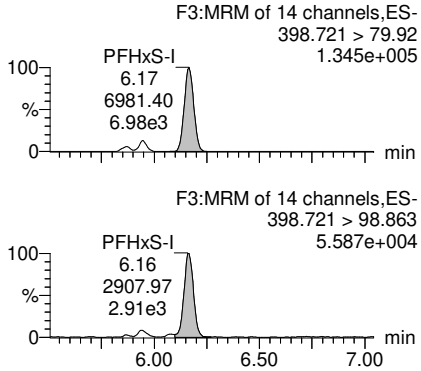

PFHxS-II

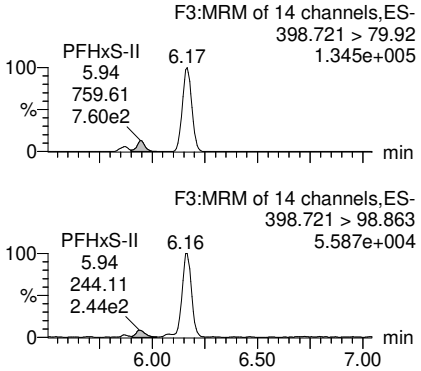

PV by TCH, SV by hh 10-Jun-21 Conc. & LOD unit = ng

Quantify Sample Report **MassLynx MassLynx V4.1 SCN909**
SGS Axys Analytical Services, Ltd.

Dataset: G:\Masslynx\Inst_L\PFAS\quanfile\FC1L_080-a6.qld

Last Altered: Wednesday, June 09, 2021 15:38:41 Pacific Daylight Time
Printed: Thursday, June 10, 2021 10:10:18 Pacific Daylight Time

ID: FC046D-CAL,, /01, Name: FC1L_080S18, Description: 1,,2uL, Date: 22-Feb-2021, Time: 12:38:52

PFHxS-III

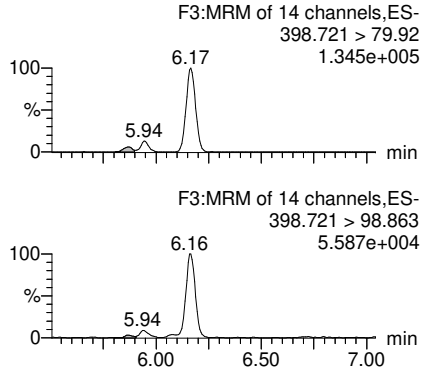

PFHxS-SUM

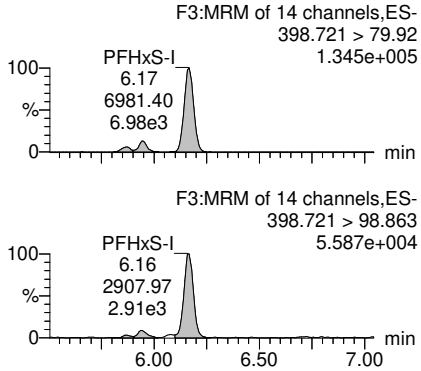

PFHxS

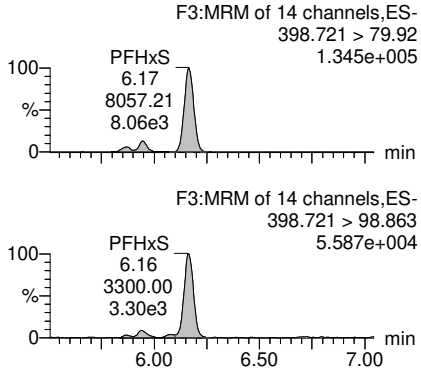

PFHpS

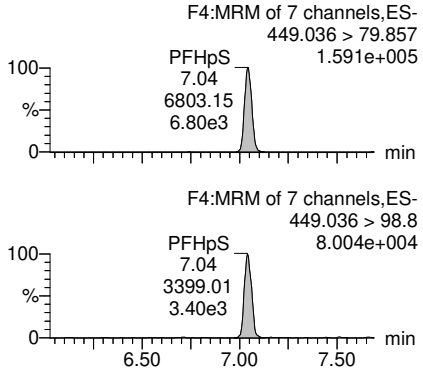

PFOS-I

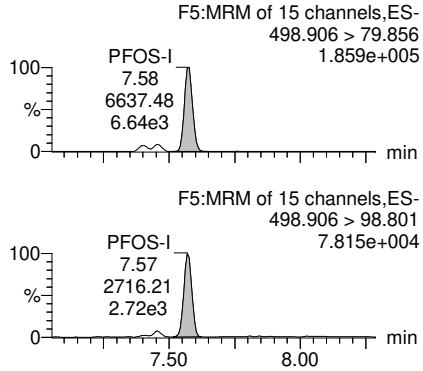

PFOS-II

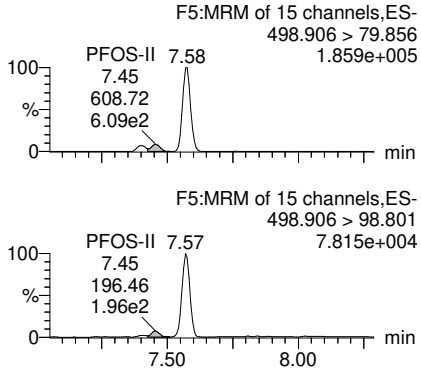

PFOS-III

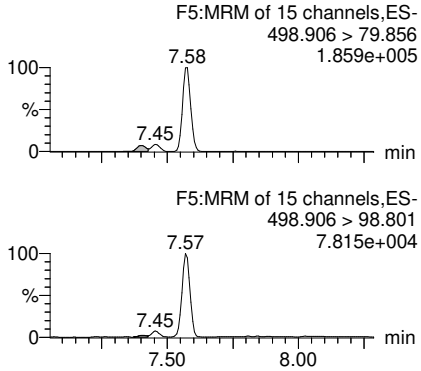

PFOS-IV

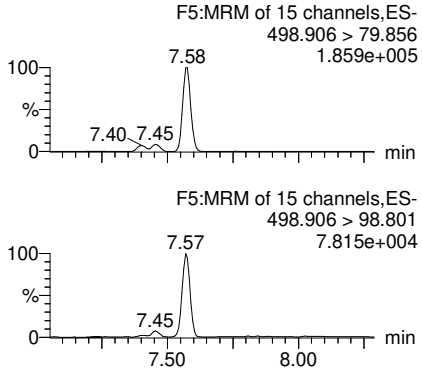

PV by TCH, SV by hh 10-Jun-21 Conc. & LOD unit = ng

Quantify Sample Report **MassLynx MassLynx V4.1 SCN909**
SGS Axys Analytical Services, Ltd.

Dataset: G:\Masslynx\Inst_L\PFAS\quanfile\FC1L_080-a6.qld

Last Altered: Wednesday, June 09, 2021 15:38:41 Pacific Daylight Time
Printed: Thursday, June 10, 2021 10:10:18 Pacific Daylight Time

ID: FC046D-CAL,, /01, Name: FC1L_080S18, Description: 1,,2uL, Date: 22-Feb-2021, Time: 12:38:52

PFOS-SUM

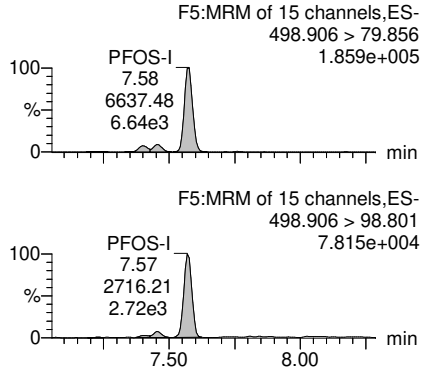

PFOS

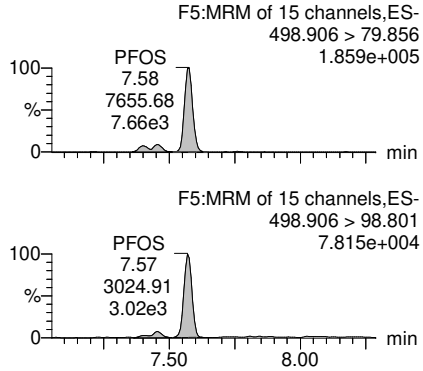

PFNS

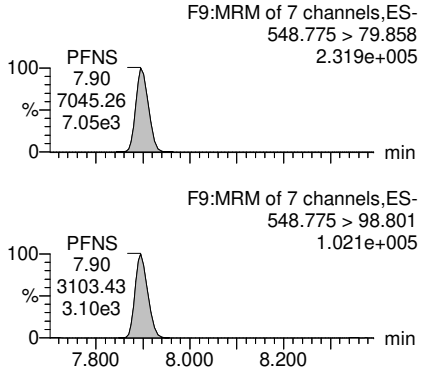

PFDS

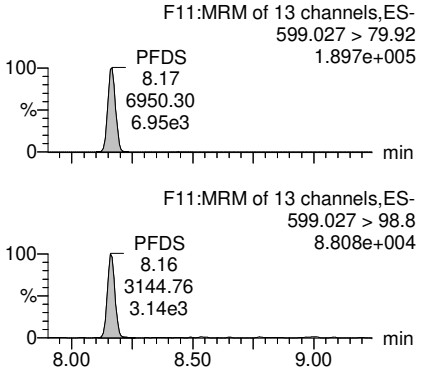

PFDoS

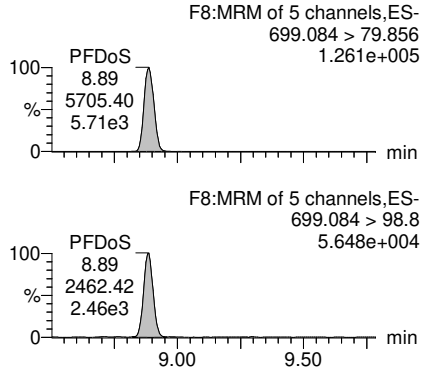

4:2 FTS

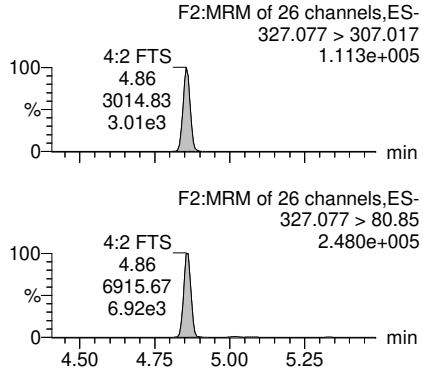

6:2 FTS

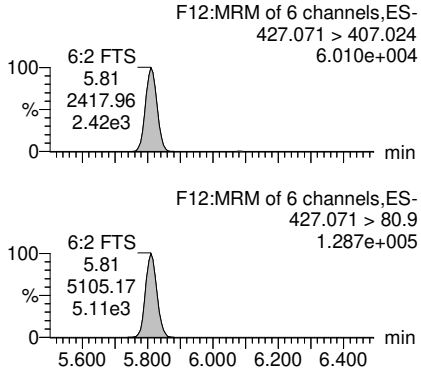

8:2 FTS

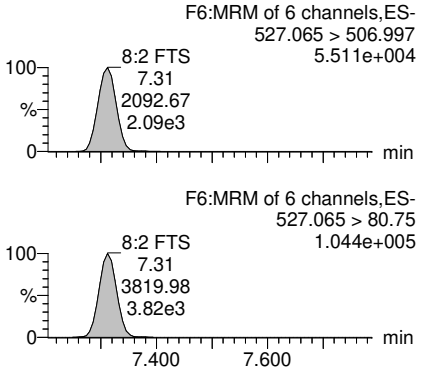

PV by TCH, SV by hh 10-Jun-21 Conc. & LOD unit = ng

Quantify Sample Report **MassLynx MassLynx V4.1 SCN909**
SGS Axys Analytical Services, Ltd.

Dataset: G:\Masslynx\Inst_L\PFAS\quanfile\FC1L_080-a6.qld

Last Altered: Wednesday, June 09, 2021 15:38:41 Pacific Daylight Time
Printed: Thursday, June 10, 2021 10:10:18 Pacific Daylight Time

ID: FC046D-CAL,, /01, Name: FC1L_080S18, Description: 1,,2uL, Date: 22-Feb-2021, Time: 12:38:52

PFOSA-I

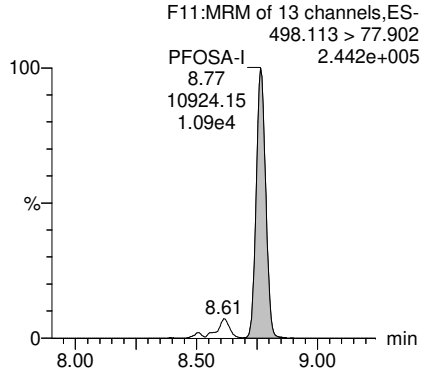

PFOSA-II

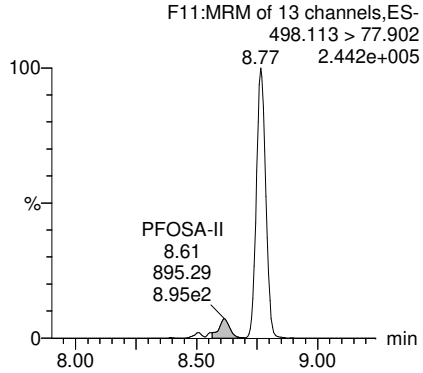

PFOSA-SUM

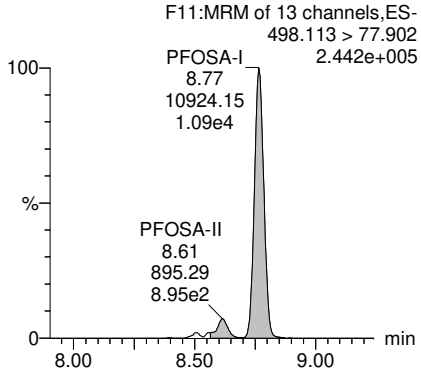

PFOSA

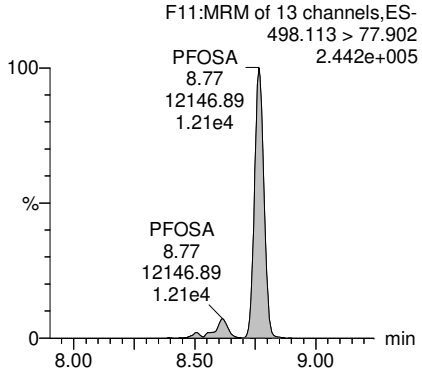

N-MeFOSA-I

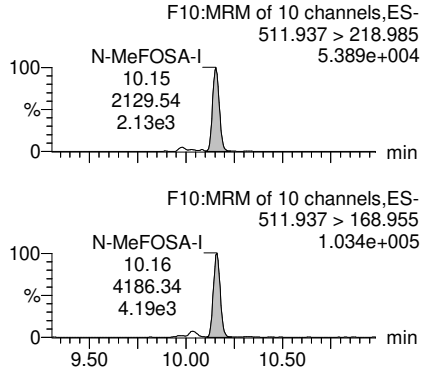

N-MeFOSA-II

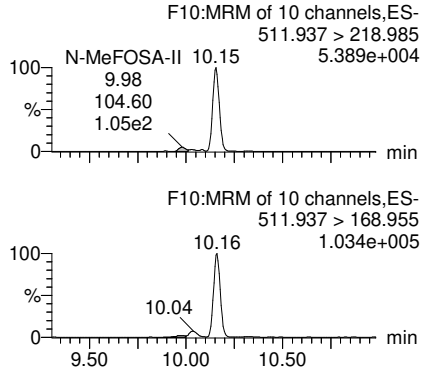

N-MeFOSA-SUM

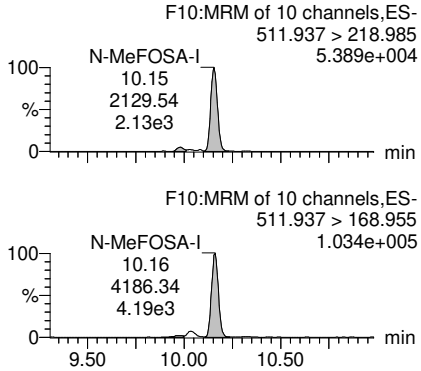

N-MeFOSA

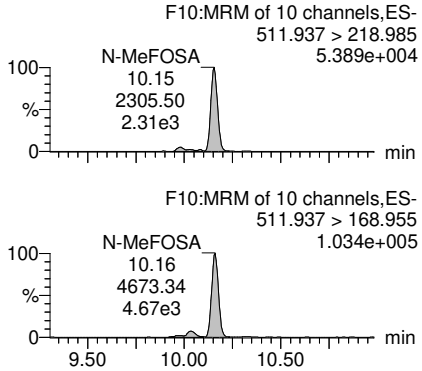

PV by TCH, SV by hh 10-Jun-21 Conc. & LOD unit = ng

Quantify Sample Report **MassLynx MassLynx V4.1 SCN909**
SGS Axys Analytical Services, Ltd.

Dataset: G:\Masslynx\Inst_L\PFAS\quanfile\FC1L_080-a6.qld

Last Altered: Wednesday, June 09, 2021 15:38:41 Pacific Daylight Time
Printed: Thursday, June 10, 2021 10:10:18 Pacific Daylight Time

ID: FC046D-CAL,, /01, Name: FC1L_080S18, Description: 1,,2uL, Date: 22-Feb-2021, Time: 12:38:52

N-EtFOSA-I

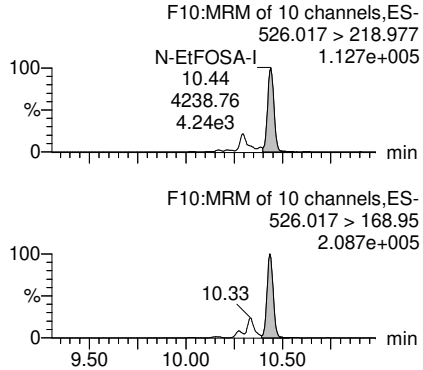

N-EtFOSA-II

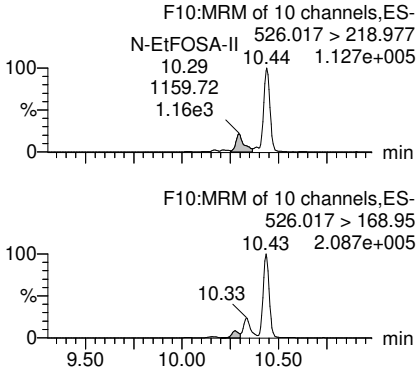

N-EtFOSA-SUM

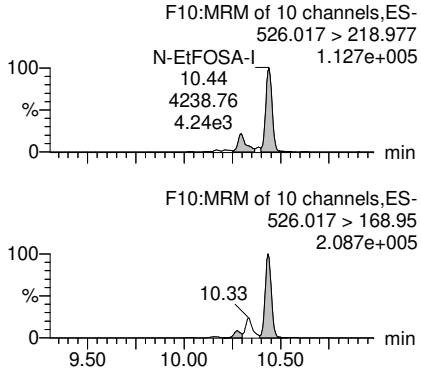

N-EtFOSA

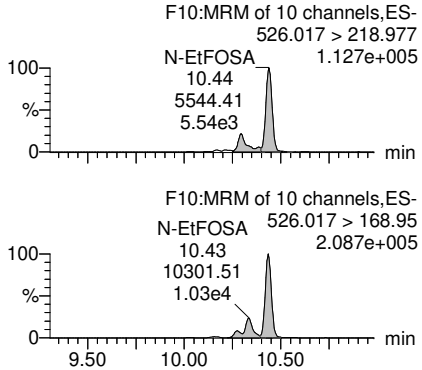

MeFOSAA-I

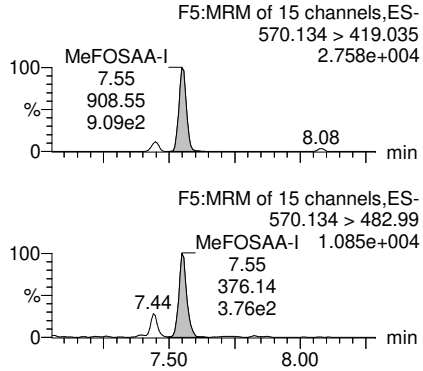

MeFOSAA-II

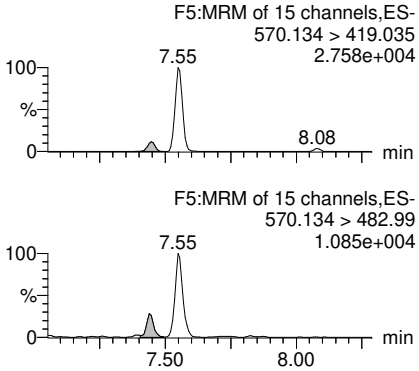

MeFOSAA-III

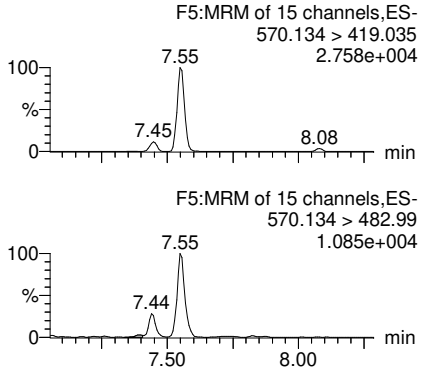

MeFOSAA-SUM

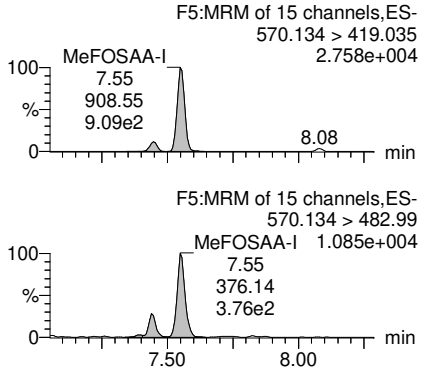

PV by TCH, SV by hh 10-Jun-21 Conc. & LOD unit = ng

Quantify Sample Report **MassLynx MassLynx V4.1 SCN909**
SGS Axys Analytical Services, Ltd.

Dataset: G:\Masslynx\Inst_L\PFAS\quanfile\FC1L_080-a6.qld

Last Altered: Wednesday, June 09, 2021 15:38:41 Pacific Daylight Time
Printed: Thursday, June 10, 2021 10:10:18 Pacific Daylight Time

ID: FC046D-CAL,, /01, Name: FC1L_080S18, Description: 1,,2uL, Date: 22-Feb-2021, Time: 12:38:52

MeFOSAA

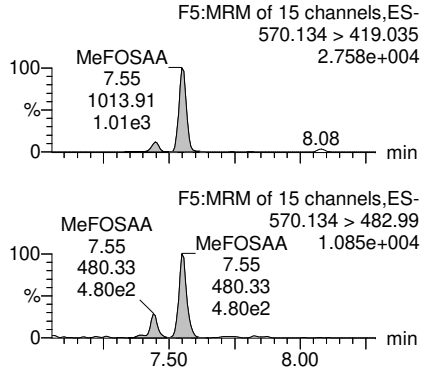

EtFOSAA-I

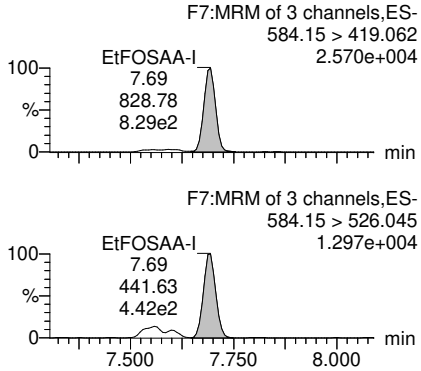

EtFOSAA-II

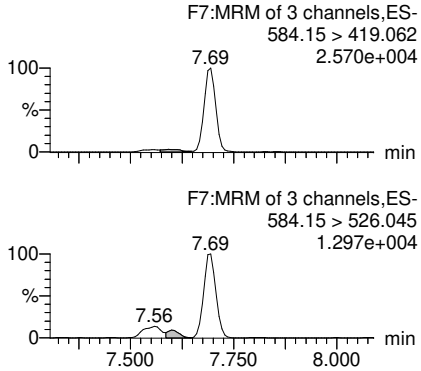

EtFOSAA-III

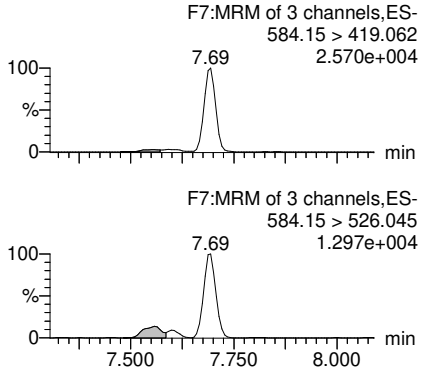

EtFOSAA-SUM

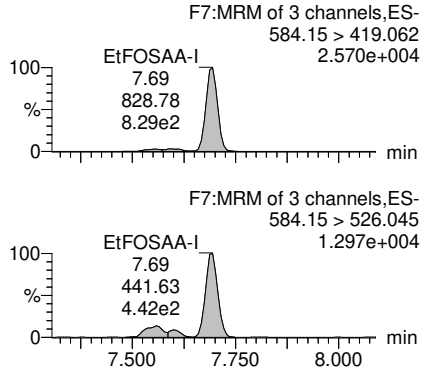

EtFOSAA

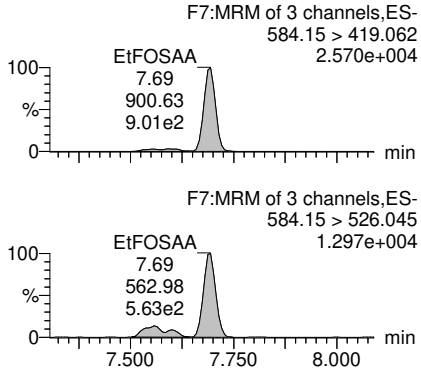

N-MeFOSE-I

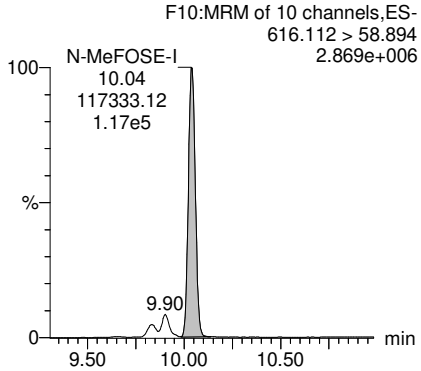

N-MeFOSE-II

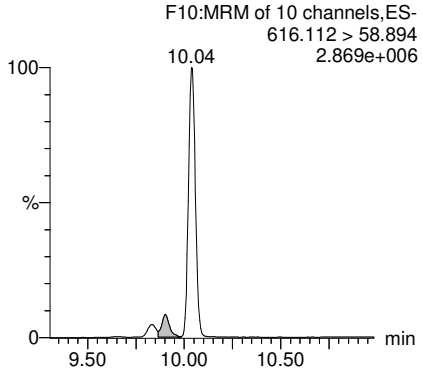

PV by TCH, SV by hh 10-Jun-21 Conc. & LOD unit = ng

Quantify Sample Report **MassLynx MassLynx V4.1 SCN909**
SGS Axys Analytical Services, Ltd.

Dataset: G:\Masslynx\Inst_L\PFAS\quanfile\FC1L_080-a6.qld

Last Altered: Wednesday, June 09, 2021 15:38:41 Pacific Daylight Time
Printed: Thursday, June 10, 2021 10:10:18 Pacific Daylight Time

ID: FC046D-CAL,, /01, Name: FC1L_080S18, Description: 1,,2uL, Date: 22-Feb-2021, Time: 12:38:52

N-MeFOSE-III

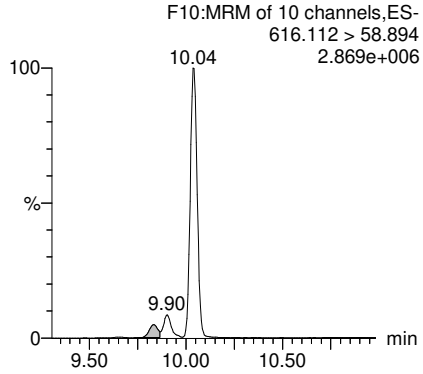

N-MeFOSE-SUM

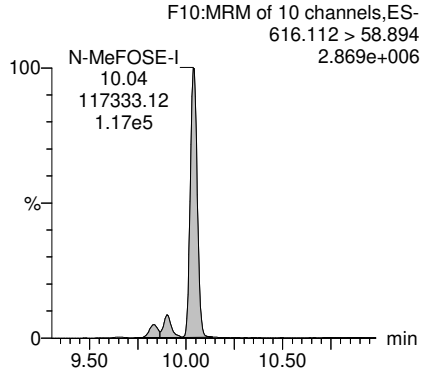

N-MeFOSE

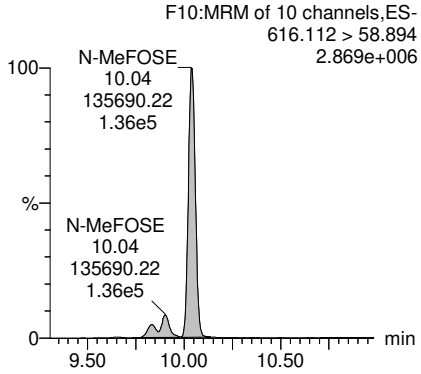

N-EtFOSE-I

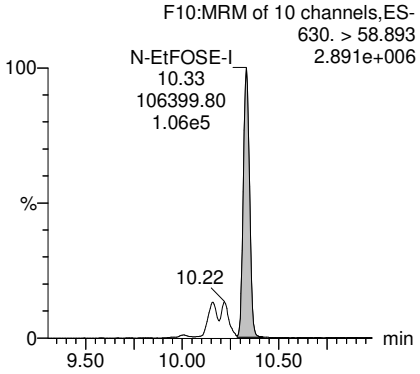

N-EtFOSE-II

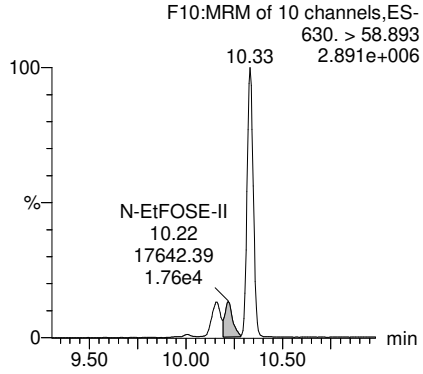

N-EtFOSE-III

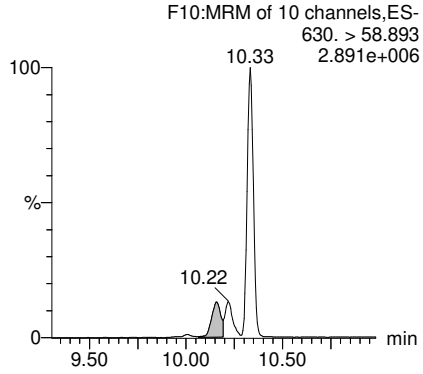

N-EtFOSE-SUM

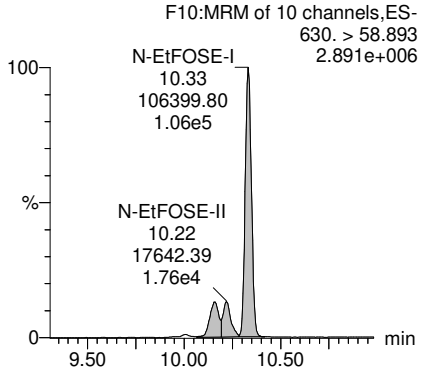

N-EtFOSE

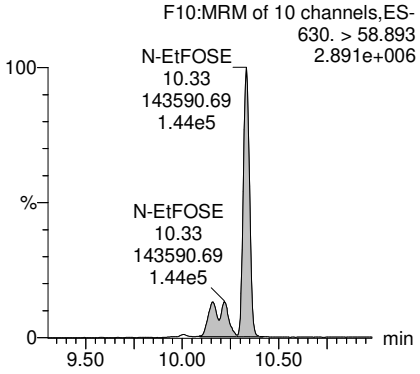

PV by TCH, SV by hh 10-Jun-21 Conc. & LOD unit = ng

Quantify Sample Report **MassLynx MassLynx V4.1 SCN909**
SGS Axys Analytical Services, Ltd.

Dataset: G:\Masslynx\Inst_L\PFAS\quanfile\FC1L_080-a6.qld

Last Altered: Wednesday, June 09, 2021 15:38:41 Pacific Daylight Time
Printed: Thursday, June 10, 2021 10:10:18 Pacific Daylight Time

ID: FC046D-CAL,, /01, Name: FC1L_080S18, Description: 1,,2uL, Date: 22-Feb-2021, Time: 12:38:52

HFPO-DA

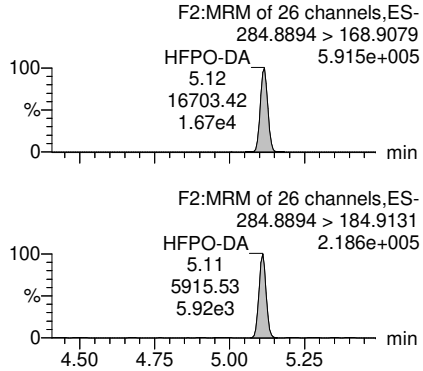

ADONA

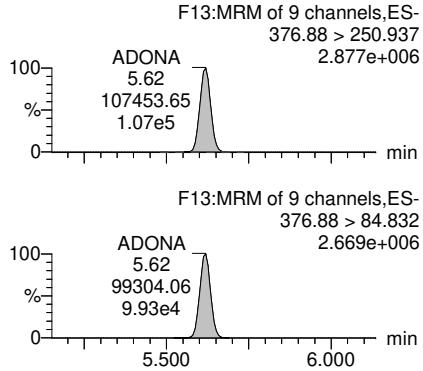

9Cl-PF3ONS

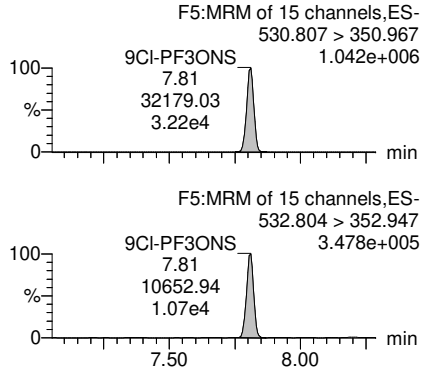

11Cl-PF3OUdS

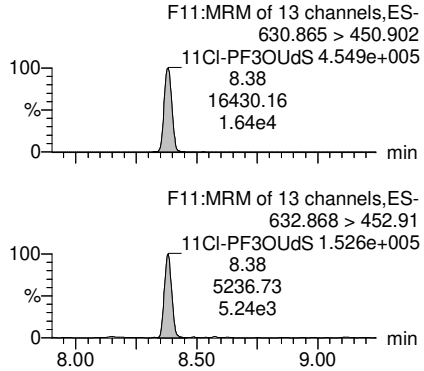

3:3 FTCA

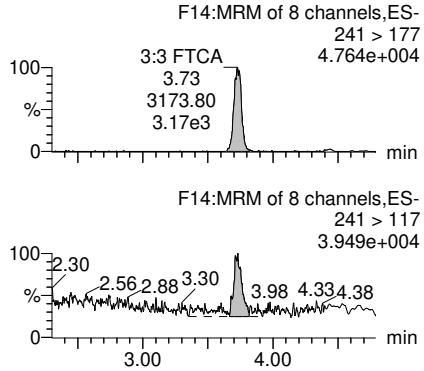

5:3 FTCA

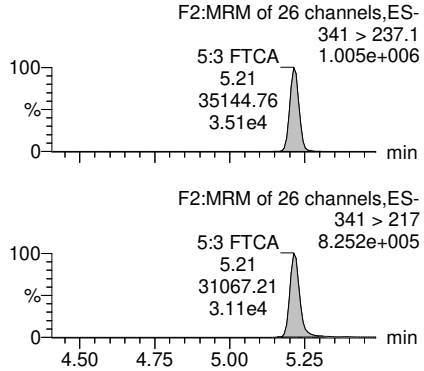

7:3 FTCA

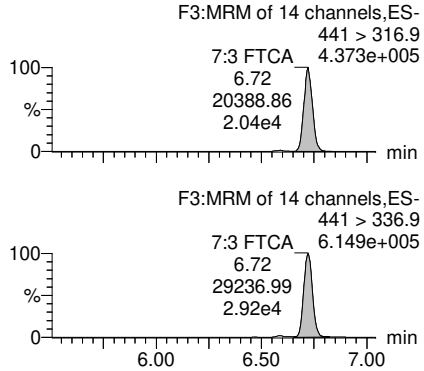

PFEESA

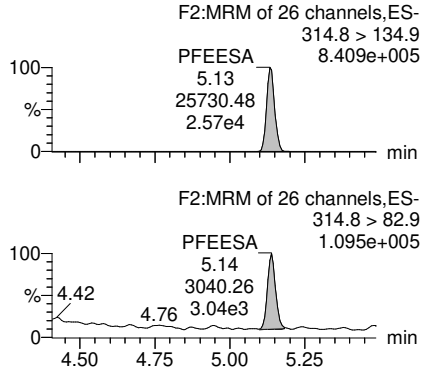

PV by TCH, SV by hh 10-Jun-21 Conc. & LOD unit = ng

Quantify Sample Report **MassLynx MassLynx V4.1 SCN909**
SGS Axys Analytical Services, Ltd.

Dataset: G:\Masslynx\Inst_L\PFAS\quanfile\FC1L_080-a6.qld

Last Altered: Wednesday, June 09, 2021 15:38:41 Pacific Daylight Time
Printed: Thursday, June 10, 2021 10:10:18 Pacific Daylight Time

ID: FC046D-CAL,, /01, Name: FC1L_080S18, Description: 1,,2uL, Date: 22-Feb-2021, Time: 12:38:52

PFMPA

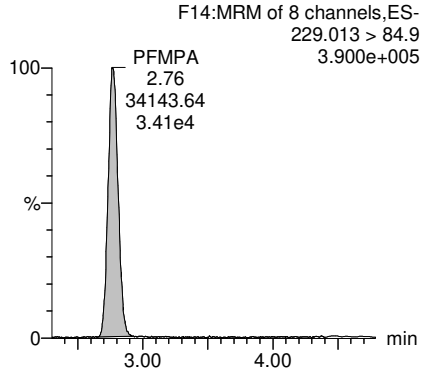

PFMBA

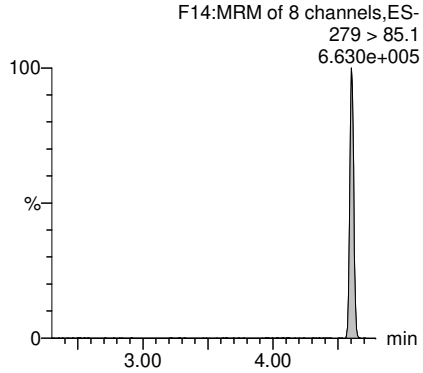

NFDHA

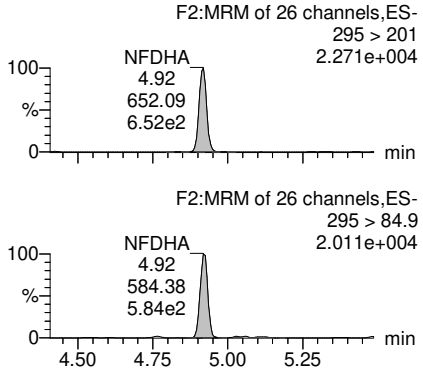

13C4-PFBA

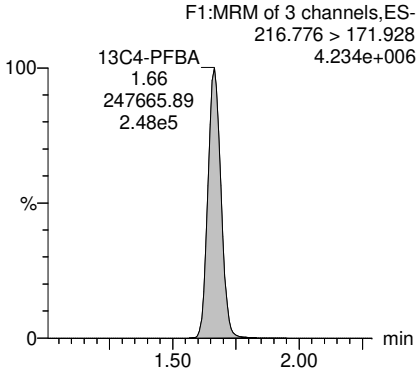

13C5-PFPeA

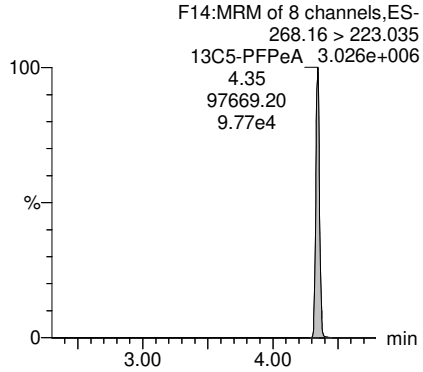

13C5-PFHxA

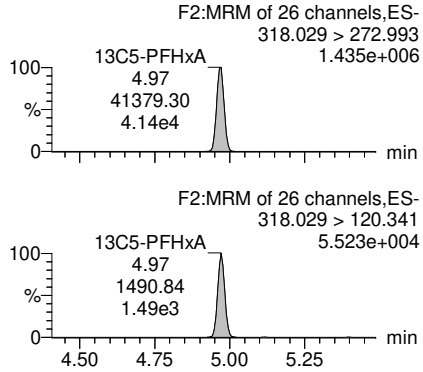

13C4-PFHpA

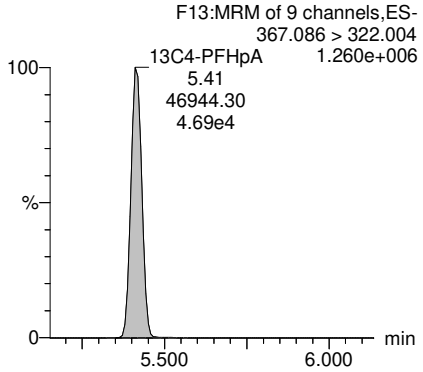

13C8-PFOA

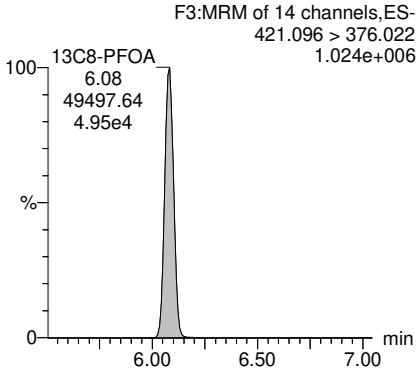

PV by TCH, SV by hh 10-Jun-21 Conc. & LOD unit = ng

Quantify Sample Report **MassLynx MassLynx V4.1 SCN909**
SGS Axys Analytical Services, Ltd.

Dataset: G:\Masslynx\Inst_L\PFAS\quanfile\FC1L_080-a6.qld

Last Altered: Wednesday, June 09, 2021 15:38:41 Pacific Daylight Time
Printed: Thursday, June 10, 2021 10:10:18 Pacific Daylight Time

ID: FC046D-CAL,, /01, Name: FC1L_080S18, Description: 1,,2uL, Date: 22-Feb-2021, Time: 12:38:52

13C9-PFNA

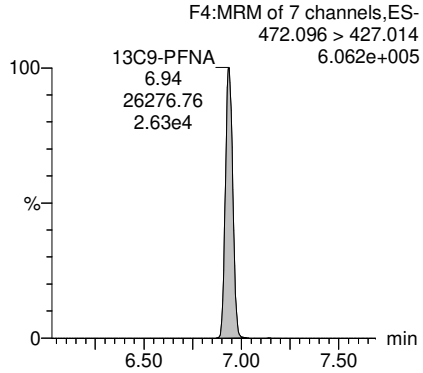

13C6-PFDA

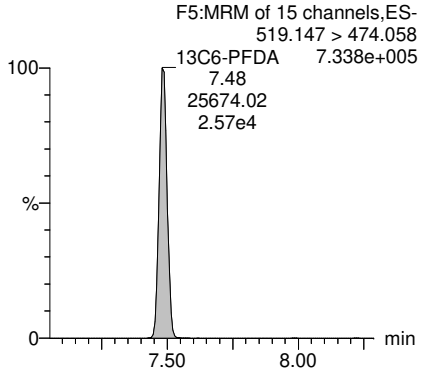

13C7-PFUnA

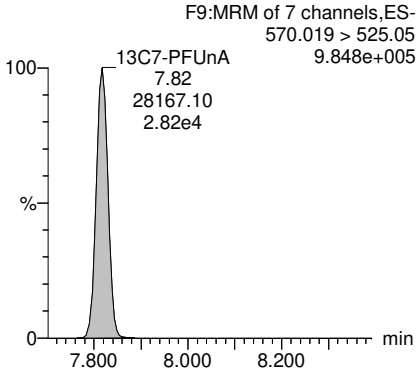

13C2-PFDoA

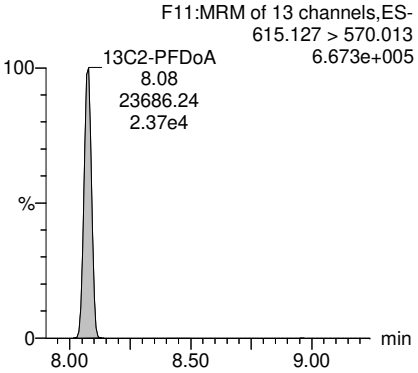

13C2-PFTeDA

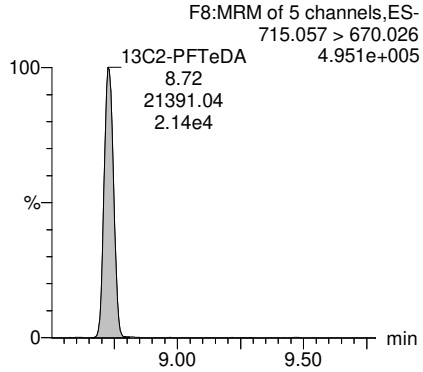

13C3-PFBS

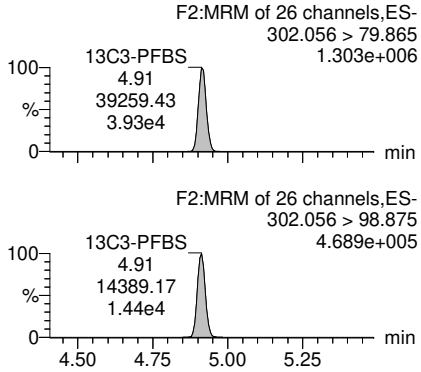

13C3-PFHxS

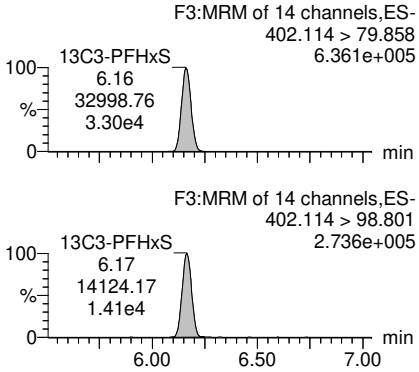

13C8-PFOS

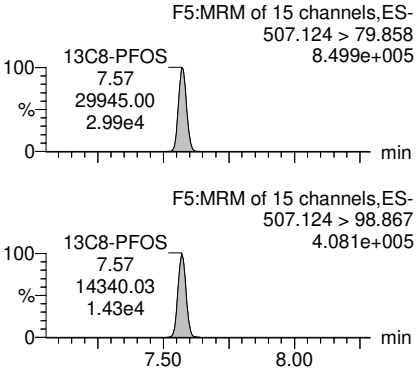

PV by TCH, SV by hh 10-Jun-21 Conc. & LOD unit = ng

Quantify Sample Report **MassLynx MassLynx V4.1 SCN909**
SGS Axys Analytical Services, Ltd.

Dataset: G:\Masslynx\Inst_L\PFAS\quanfile\FC1L_080-a6.qld

Last Altered: Wednesday, June 09, 2021 15:38:41 Pacific Daylight Time
Printed: Thursday, June 10, 2021 10:10:18 Pacific Daylight Time

ID: FC046D-CAL,, /01, Name: FC1L_080S18, Description: 1,,2uL, Date: 22-Feb-2021, Time: 12:38:52

13C2-4:2 FTS

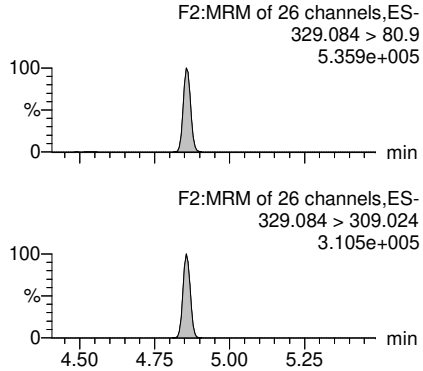

13C2-6:2 FTS

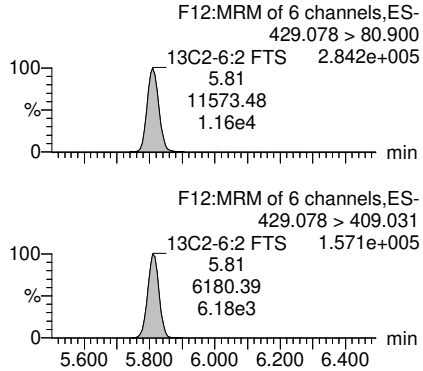

13C2-8:2 FTS

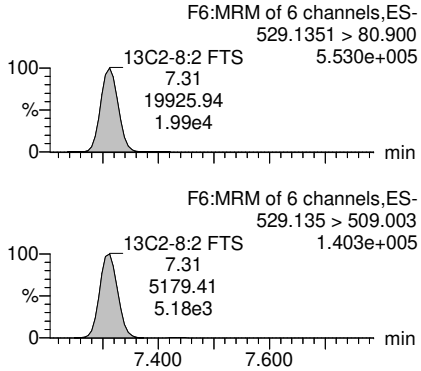

13C8-PFOSA

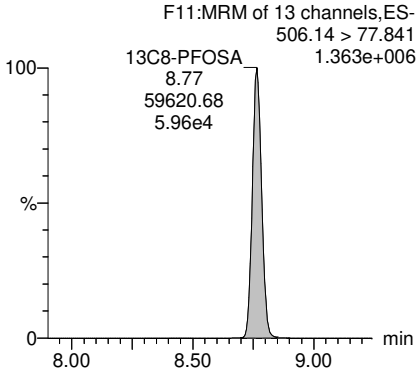

D3-N-MeFOSA

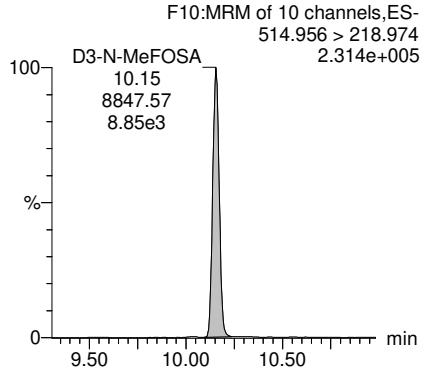

D5-N-EtFOSA

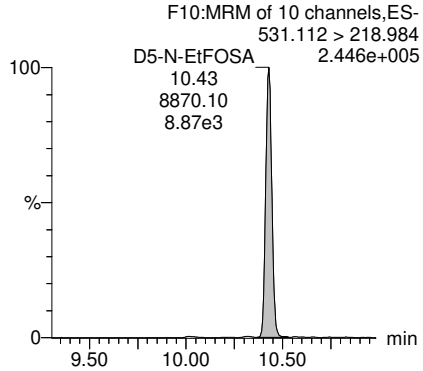

D3-MeFOSAA

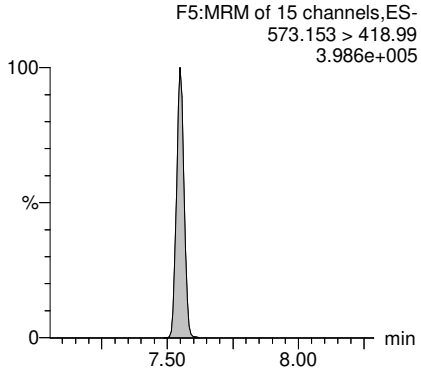

D5-EtFOSAA

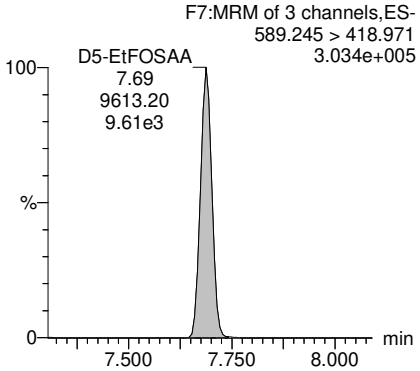

PV by TCH, SV by hh 10-Jun-21 Conc. & LOD unit = ng

Quantify Sample Report **MassLynx MassLynx V4.1 SCN909**
SGS Axys Analytical Services, Ltd.

Dataset: G:\Masslynx\Inst_L\PFAS\quanfile\FC1L_080-a6.qld

Last Altered: Wednesday, June 09, 2021 15:38:41 Pacific Daylight Time
Printed: Thursday, June 10, 2021 10:10:18 Pacific Daylight Time

ID: FC046D-CAL,, /01, Name: FC1L_080S18, Description: 1,,2uL, Date: 22-Feb-2021, Time: 12:38:52

D7-N-MeFOSE

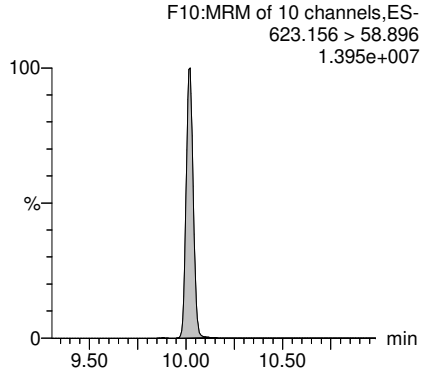

D9-N-EtFOSE

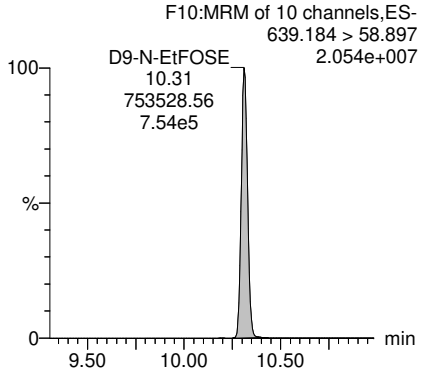

13C3-HFPO-DA

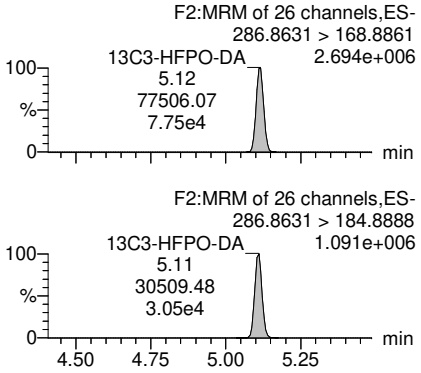

13C3-PFBA

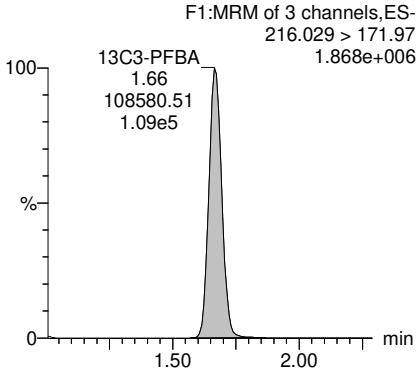

13C2-PFHxA

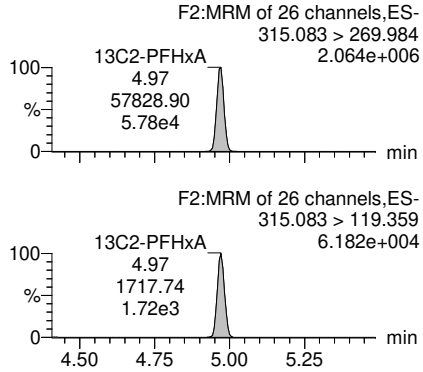

13C4-PFOA

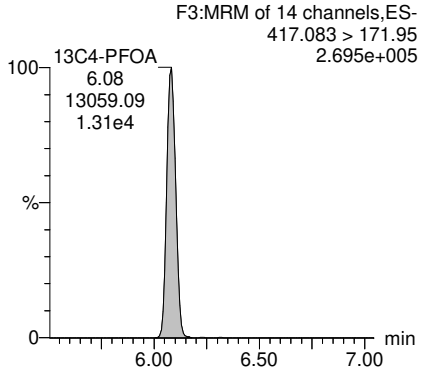

13C5-PFNA

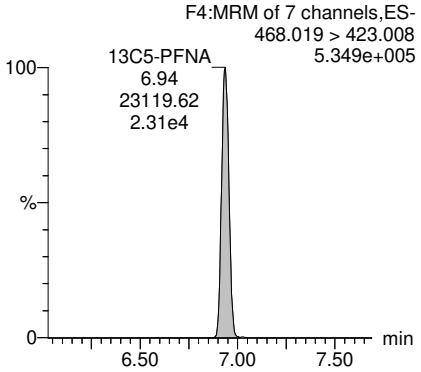

13C2-PFDA

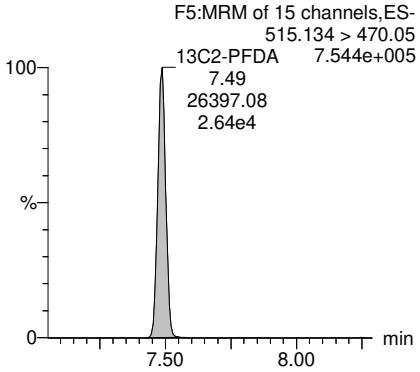

PV by TCH, SV by hh 10-Jun-21 Conc. & LOD unit = ng

Quantify Sample Report **MassLynx MassLynx V4.1 SCN909**
SGS Axys Analytical Services, Ltd.

Dataset: G:\Masslynx\Inst_L\PFAS\quanfile\FC1L_080-a6.qld

Last Altered: Wednesday, June 09, 2021 15:38:41 Pacific Daylight Time
Printed: Thursday, June 10, 2021 10:10:18 Pacific Daylight Time

ID: FC046D-CAL,, /01, Name: FC1L_080S18, Description: 1,,2uL, Date: 22-Feb-2021, Time: 12:38:52

18O2-PFHxS

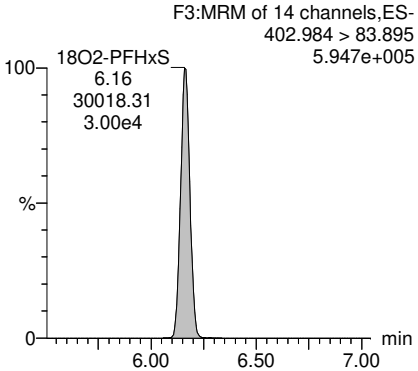

13C4-PFOS

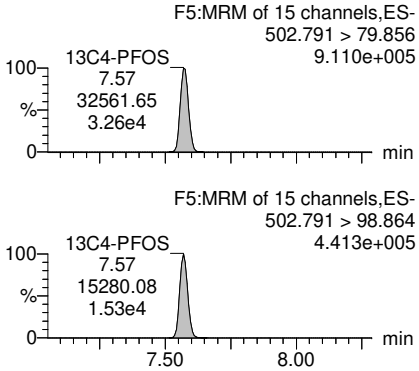

13C2-D4-6:2 FTS

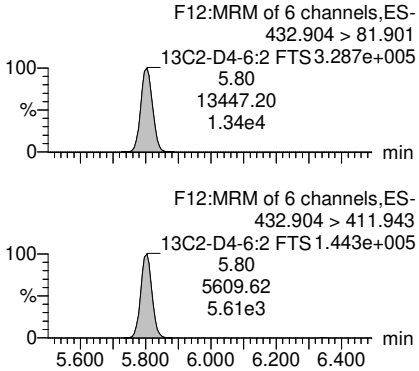

PV by TCH, SV by hh 10-Jun-21 Conc. & LOD unit = ng

Quantify Sample Report **MassLynx MassLynx V4.1 SCN909**
SGS Axys Analytical Services, Ltd.

Dataset: G:\Masslynx\Inst_L\PFAS\quanfile\FC1L_080-a6.qld

Last Altered: Wednesday, June 09, 2021 15:38:41 Pacific Daylight Time
Printed: Thursday, June 10, 2021 10:10:18 Pacific Daylight Time

ID: FC046D-CAL,, /01, Name: FC1L_080S18, Description: 1,,2uL, Date: 22-Feb-2021, Time: 12:38:52

#	IS#	Name	RT	Area	IS Area	Std. Conc	Conc.	LOD	%Rec	Ratio (Pred)	Ratio	Ratio Fail(Y/N)	S/N	Noise	IS Height	Sample size	F2	Flags
1	84	PFBA	1.67	51804	247666	8.000	8.340	0.0293	104.2				858	1038	4231475	1.000	1.0	bb
2	85	PFPeA	4.35	24202	97669	4.000	4.101	0.0373	102.5				323	2272	3025350	1.000	1.0	MM
3	86	PFHxA	4.97	9310	41379	2.000	2.119	0.0296	106.0	4.85	6.12	NO	215	1504	1434751	1.000	1.0	bd
4	87	PFHpA	5.41	10316	46944	2.000	2.004	0.0365	100.2	2.16	1.99	NO	168	1682	1259554	1.000	1.0	MM
5	88	PFOA-I	6.08	15532	49498	0.000	2.144	0.0645		1.96	2.06	NO	101	3224	1023879	1.000	1.0	bb
6	88	PFOA-II			49498	0.000		0.0645		0.00				3224	1023879	1.000	1.0	
7	88	PFOA-III			49498	0.000		0.0645		0.00				3224	1023879	1.000	1.0	
8	88	PFOA-IV			49498	0.000		0.0645		0.00				3224	1023879	1.000	1.0	
9		PFOA-SUM		15532	49498	0.000	2.144	0.0645						3224	1023879	1.000	1.0	
10	88	PFOA	6.08	15463	49498	2.000	2.135	0.0645	106.7	1.96	2.05	NO	101	3224	1023879	1.000	1.0	MM
11	89	PFNA-I	6.94	11730	26277	0.000	2.179	0.0493		2.85	2.91	NO	138	2039	605957	1.000	1.0	dd
12	89	PFNA-II			26277	0.000		0.0493		0.00				2039	605957	1.000	1.0	
13	89	PFNA-III			26277	0.000		0.0493		0.00				2039	605957	1.000	1.0	
14		PFNA-SUM		11730	26277	0.000	2.179	0.0493						2039	605957	1.000	1.0	
15	89	PFNA	6.94	11573	26277	2.000	2.150	0.0493	107.5	2.85	2.87	NO	137	2039	605957	1.000	1.0	MM
16	90	PFDA	7.49	9359	25674	2.000	2.176	0.0390	108.8	3.07	3.02	NO	167	1597	733756	1.000	1.0	MM
17	91	PFUnA	7.82	9970	28167	2.000	2.320	0.0373	116.0	4.31	4.89	NO	189	1866	984420	1.000	1.0	bb
18	92	PFDoA	8.07	10893	23686	2.000	2.141	0.0273	107.0	7.42	6.70	NO	239	1306	666958	1.000	1.0	db
19	Multi	PFTrDA	8.36	8334	22539	2.000	2.195	0.0399	109.8	3.08	2.95	NO	195	1283	580985	1.000	1.0	bb
20	93	PFTeDA	8.73	6703	21391	2.000	2.099	0.0264	105.0	2.82	2.73	NO	246	651	495011	1.000	1.0	MM
21	94	PFBS	4.92	8830	39259	2.000	1.951	0.0009	97.6	2.59	2.33	NO	6010	46	1302233	1.000	1.0	bb
22	95	PFPeS	5.43	7408	32999	2.006	2.275	0.0013	113.4	2.24	2.39	NO	6921	28	636109	1.000	1.0	bb
23	95	PFHxS-I	6.17	6981	32999	0.000	1.800	0.0023		2.37	2.40	NO	2352	57	636109	1.000	1.0	bd
24	95	PFHxS-II	5.94	760	32999	0.000	0.196	0.0023		3.26	3.11	NO	302	57	636109	1.000	1.0	db
25	95	PFHxS-III	5.87	365	32999	0.000	0.094	0.0023		2.72	4.93	YES	134	57	636109	1.000	1.0	bd
26		PFHxS-SUM		8106	32999	0.000	2.090	0.0069						57	636109	1.000	1.0	
27	95	PFHxS	6.17	8057	32999	2.000	2.078	0.0023	103.9	2.40	2.44	NO	2350	57	636109	1.000	1.0	MM
28	96	PFHpS	7.04	6803	29945	2.005	2.093	0.0017	104.4	2.12	2.00	NO	3013	53	849655	1.000	1.0	bb
29	96	PFOS-I	7.58	6637	29945	0.000	1.784	0.0053		2.42	2.44	NO	999	186	849655	1.000	1.0	bb
30	96	PFOS-II	7.45	609	29945	0.000	0.164	0.0053		2.75	3.10	NO	86	186	849655	1.000	1.0	db
31	96	PFOS-III	7.40	513	29945	0.000	0.138	0.0053		8.19	7.98	NO	71	186	849655	1.000	1.0	dd
32	96	PFOS-IV	7.21	25	29945	0.000	0.007	0.0053		2.14	1.64	NO	5	186	849655	1.000	1.0	bd
33		PFOS-SUM		7784	29945	0.000	2.092	0.0211						186	849655	1.000	1.0	
34	96	PFOS	7.58	7656	29945	2.000	2.058	0.0053	102.9	2.54	2.53	NO	997	186	849655	1.000	1.0	MM
35	96	PFNS	7.90	7045	29945	2.004	1.994	0.0038	99.5	2.36	2.27	NO	1814	128	849655	1.000	1.0	bb
36	96	PFDS	8.17	6950	29945	2.000	2.060	0.0011	103.0	2.36	2.21	NO	5222	36	849655	1.000	1.0	dd

PV by TCH, SV by hh 10-Jun-21 Conc. & LOD unit = ng

Quantify Sample Report **MassLynx MassLynx V4.1 SCN909**
SGS Axys Analytical Services, Ltd.

Dataset: G:\Masslynx\Inst_L\PFAS\quanfile\FC1L_080-a6.qld

Last Altered: Wednesday, June 09, 2021 15:38:41 Pacific Daylight Time
Printed: Thursday, June 10, 2021 10:10:18 Pacific Daylight Time

ID: FC046D-CAL,, /01, Name: FC1L_080S18, Description: 1,,2uL, Date: 22-Feb-2021, Time: 12:38:52

#	IS#	Name	RT	Area	IS Area	Std. Conc	Conc.	LOD	%Rec	Ratio (Pred)	Ratio	Ratio Fail(Y/N)	S/N	Noise	IS Height	Sample size	F2	Flags
37	96	PFDoS	8.89	5705	29945	2.003	2.053	0.0008	102.5	2.24	2.32	NO	5977	21	849655	1.000	1.0	MM
38	97	4:2 FTS	4.86	3015	15059	8.000	8.491	0.0157	106.1	0.43	0.44	NO	1688	66	535622	1.000	1.0	MM
39	98	6:2 FTS	5.81	2418	11573	7.200	8.084	0.0326	112.3	0.44	0.47	NO	754	80	284117	1.000	1.0	bb
40	99	8:2 FTS	7.31	2093	19926	8.000	7.851	0.0717	98.1	0.57	0.55	NO	312	177	552966	1.000	1.0	bb
41	100	PFOSA-I	8.77	10924	59621	0.000	1.843	0.0046					1166	209	1363403	1.000	1.0	db
42	100	PFOSA-II	8.61	895	59621	0.000	0.151	0.0046					83	209	1363403	1.000	1.0	dd
43		PFOSA-SUM		11819	59621	0.000	1.994	0.0093						209	1363403	1.000	1.0	
44	100	PFOSA	8.77	12147	59621	2.000	2.050	0.0046	102.5				1167	209	1363403	1.000	1.0	MM
45	101	N-MeFOSA-I	10.15	2130	8848	0.000	2.148	0.0158		0.55	0.51	NO	394	136	230875	1.000	1.0	dd
46	101	N-MeFOSA-II	9.98	105	8848	0.000	0.106	0.0158		1.14	0.88	NO	19	136	230875	1.000	1.0	bd
47		N-MeFOSA-SUM		2234	8848	0.000	2.254	0.0316						136	230875	1.000	1.0	
48	101	N-MeFOSA	10.15	2305	8848	2.300	2.326	0.0158	101.1	0.53	0.49	NO	394	136	230875	1.000	1.0	MM
49	102	N-EtFOSA-I	10.44	4239	8870	0.000	3.976	0.0186		0.55	0.56	NO	618	182	244373	1.000	1.0	dd
50	102	N-EtFOSA-II	10.29	1160	8870	0.000	1.088	0.0186		1.28	1.76	NO	134	182	244373	1.000	1.0	dd
51		N-EtFOSA-SUM		5398	8870	0.000	5.063	0.0372						182	244373	1.000	1.0	
52	102	N-EtFOSA	10.44	5544	8870	5.000	5.200	0.0186	104.0	0.53	0.54	NO	618	182	244373	1.000	1.0	MM
53	103	MeFOSAA-I	7.55	909	13205	0.000	1.820	0.0135		2.01	2.42	NO	408	68	398466	1.000	1.0	bb
54	103	MeFOSAA-II	7.45	103	13205	0.000	0.207	0.0135		1.84	1.08	NO	47	68	398466	1.000	1.0	db
55	103	MeFOSAA-III	7.37	2	13205	0.000	0.004	0.0135		0.29	0.25	NO	1	68	398466	1.000	1.0	bd
56		MeFOSAA-SUM		1014	13205	0.000	2.031	0.0404						68	398466	1.000	1.0	
57	103	MeFOSAA	7.55	1014	13205	2.000	2.031	0.0135	101.5	1.87	2.11	NO	408	68	398466	1.000	1.0	MM
58	104	EtFOSAA-I	7.69	829	9613	0.000	2.272	0.0643		1.24	1.88	YES	104	247	303408	1.000	1.0	db
59	104	EtFOSAA-II	7.59	38	9613	0.000	0.103	0.0643		0.34	1.03	YES	3	247	303408	1.000	1.0	dd
60	104	EtFOSAA-III	7.56	31	9613	0.000	0.084	0.0643		0.63	0.35	NO	3	247	303408	1.000	1.0	bd
61		EtFOSAA-SUM		897	9613	0.000	2.460	0.1930						247	303408	1.000	1.0	
62	104	EtFOSAA	7.69	901	9613	2.000	2.469	0.0643	123.5	1.09	1.60	NO	104	247	303408	1.000	1.0	MM
63	105	N-MeFOSE-I	10.04	117333	579037	0.000	18.382	0.0110					5081	563	13931908	1.000	1.0	db
64	105	N-MeFOSE-II	9.90	11251	579037	0.000	1.763	0.0110					428	563	13931908	1.000	1.0	dd
65	105	N-MeFOSE-III	9.83	6857	579037	0.000	1.074	0.0110					239	563	13931908	1.000	1.0	bd
66		N-MeFOSE-SUM		135440	579037	0.000	21.218	0.0330						563	13931908	1.000	1.0	
67	105	N-MeFOSE	10.04	135690	579037	20.000	21.257	0.0110	106.3				5083	563	13931908	1.000	1.0	MM
68	106	N-EtFOSE-I	10.33	106400	753529	0.000	11.867	0.0097					3646	791	20521230	1.000	1.0	db
69	106	N-EtFOSE-II	10.22	17642	753529	0.000	1.968	0.0097					483	791	20521230	1.000	1.0	dd
70	106	N-EtFOSE-III	10.16	20631	753529	0.000	2.301	0.0097					477	791	20521230	1.000	1.0	dd
71		N-EtFOSE-SUM		144674	753529	0.000	16.136	0.0291						791	20521230	1.000	1.0	
72	106	N-EtFOSE	10.33	143591	753529	15.000	16.015	0.0097	106.8				3645	791	20521230	1.000	1.0	MM

PV by TCH, SV by hh 10-Jun-21 Conc. & LOD unit = ng

Quantify Sample Report **MassLynx MassLynx V4.1 SCN909**
SGS Axys Analytical Services, Ltd.

Dataset: G:\Masslynx\Inst_L\PFAS\quanfile\FC1L_080-a6.qld

Last Altered: Wednesday, June 09, 2021 15:38:41 Pacific Daylight Time
Printed: Thursday, June 10, 2021 10:10:18 Pacific Daylight Time

ID: FC046D-CAL,, /01, Name: FC1L_080S18, Description: 1,,2uL, Date: 22-Feb-2021, Time: 12:38:52

#	IS#	Name	RT	Area	IS Area	Std. Conc	Conc.	LOD	%Rec	Ratio (Pred)	Ratio	Ratio Fail(Y/N)	S/N	Noise	IS Height	Sample size	F2	Flags
73	107	HFPO-DA	5.12	16703	77506	7.600	7.886	0.0020	103.8	2.87	2.82	NO	12000	49	2693350	1.000	1.0	bb
74	107	ADONA	5.62	107454	77506	8.000	7.903	0.0009	98.8	1.08	1.08	NO	21032	137	2693350	1.000	1.0	MM
75	107	9Cl-PF3ONS	7.81	32179	77506	8.015	8.349	0.0067	104.2	3.20	3.02	NO	3491	298	2693350	1.000	1.0	bb
76	107	11Cl-PF3OUdS	8.38	16430	77506	8.013	7.892	0.0057	98.5	3.13	3.14	NO	3336	136	2693350	1.000	1.0	bb
77	85	3:3 FTCA	3.73	3174	97669	8.000	7.843	0.0218	98.0	1.75	1.53	NO	521	91	3025350	1.000	1.0	MM
78	86	5:3 FTCA	5.21	35145	41379	50.000	49.357	0.0067	98.7	1.20	1.13	NO	18300	55	1434751	1.000	1.0	bb
79	86	7:3 FTCA	6.72	20389	41379	50.000	49.071	0.0201	98.1	0.71	0.70	NO	4529	96	1434751	1.000	1.0	db
80	86	PFEESA	5.13	25730	41379	2.000	1.969	0.0012	98.5	9.28	8.46	NO	4763	176	1434751	1.000	1.0	bb
81	85	PFMPA	2.76	34144	97669	4.000	3.826	0.0092	95.7				458	847	3025350	1.000	1.0	bb
82	85	PFMBA	4.60	22954	97669	2.000	1.932	0.0016	96.6				3304	201	3025350	1.000	1.0	bb
83	86	NFDHA	4.92	652	41379	4.000	3.636	0.0278	90.9	0.94	1.12	NO	394	58	1434751	1.000	1.0	MM
84	108	13C4-PFBA	1.66	247666	108581	40.000	39.946	0.0023	99.9				51859	82	1866085	1.000	1.0	bb
85	109	13C5-PFPeA	4.35	97669	57829	20.000	20.546	0.0028	102.7				19000	159	2063604	1.000	1.0	MM
86	109	13C5-PFHxA	4.97	41379	57829	10.000	10.232	0.0006	102.3	23.32	27.76	NO	49191	29	2063604	1.000	1.0	bb
87	110	13C4-PFHpA	5.41	46944	13059	10.000	10.840	0.0030	108.4				14315	88	269493	1.000	1.0	MM
88	110	13C8-PFOA	6.08	49498	13059	10.000	10.169	0.0016	101.7				18724	55	269493	1.000	1.0	bd
89	111	13C9-PFNA	6.94	26277	23120	5.000	4.954	0.0043	99.1				3416	177	534885	1.000	1.0	bb
90	112	13C6-PFDA	7.48	25674	26397	5.000	4.832	0.0016	96.6				9173	80	753941	1.000	1.0	bd
91	112	13C7-PFUnA	7.82	28167	26397	5.000	4.886	0.0017	97.7				10555	93	753941	1.000	1.0	bb
92	112	13C2-PFDoA	8.08	23686	26397	5.000	4.773	0.0018	95.5				7654	87	753941	1.000	1.0	bb
93	112	13C2-PFTeDA	8.72	21391	26397	5.000	4.914	0.0030	98.3				3968	125	753941	1.000	1.0	bd
94	113	13C3-PFBS	4.91	39259	30018	10.030	10.518	0.0008	104.9	2.73	2.73	NO	69711	19	594661	1.000	1.0	bb
95	113	13C3-PFHxS	6.16	32999	30018	10.015	9.691	0.0008	96.8	2.38	2.34	NO	34051	19	594661	1.000	1.0	bd
96	114	13C8-PFOS	7.57	29945	32562	10.062	10.127	0.0042	100.6	2.33	2.09	NO	7259	117	910535	1.000	1.0	bb
97	115	13C2-4:2 FTS	4.86	15059	13447	20.168	20.458	0.0491	101.4	1.62	1.74	NO	1820	294	328602	1.000	1.0	bb
98	115	13C2-6:2 FTS	5.81	11573	13447	19.998	18.948	0.0195	94.8	1.88	1.87	NO	2926	97	328602	1.000	1.0	bb
99	115	13C2-8:2 FTS	7.31	19926	13447	20.040	20.619	0.0116	102.9	3.76	3.85	NO	6041	92	328602	1.000	1.0	bd
100	114	13C8-PFOSA	8.77	59621	32562	10.000	10.076	0.0029	100.8				8387	163	910535	1.000	1.0	MM
101	114	D3-N-MeFOSA	10.15	8848	32562	10.000	9.762	0.0158	97.6				1734	133	910535	1.000	1.0	bb
102	114	D5-N-EtFOSA	10.43	8870	32562	10.000	9.766	0.0135	97.7				2138	114	910535	1.000	1.0	db
103	115	D3-MeFOSAA	7.55	13205	13447	22.500	20.564	0.0039	91.4				19558	20	328602	1.000	1.0	bb
104	115	D5-EtFOSAA	7.69	9613	13447	20.000	18.237	0.0090	91.2				7858	39	328602	1.000	1.0	MM
105	114	D7-N-MeFOSE	10.02	579037	32562	100.000	96.069	0.0142	96.1				17478	797	910535	1.000	1.0	bb
106	114	D9-N-EtFOSE	10.31	753529	32562	100.000	96.651	0.0262	96.7				10794	1901	910535	1.000	1.0	bb
107	109	13C3-HFPO-DA	5.12	77506	57829	40.000	41.077	0.0011	102.7	2.64	2.54	NO	108...	25	2063604	1.000	1.0	bb
108		13C3-PFBA	1.66	108581		20.000	22.056	0.0082	110.3				8056	232		1.000	1.0	bb

PV by TCH, SV by hh 10-Jun-21 Conc. & LOD unit = ng

Quantify Sample Report **MassLynx MassLynx V4.1 SCN909**
SGS Axys Analytical Services, Ltd.

Dataset: G:\Masslynx\Inst_L\PFAS\quanfile\FC1L_080-a6.qld

Last Altered: Wednesday, June 09, 2021 15:38:41 Pacific Daylight Time
Printed: Thursday, June 10, 2021 10:10:18 Pacific Daylight Time

ID: FC046D-CAL,, /01, Name: FC1L_080S18, Description: 1,,2uL, Date: 22-Feb-2021, Time: 12:38:52

#	IS#	Name	RT	Area	IS Area	Std. Conc	Conc.	LOD	%Rec	Ratio (Pred)	Ratio	Ratio Fail(Y/N)	S/N	Noise	IS Height	Sample size	F2	Flags
109		13C2-PFHxA	4.97	57829		10.000	10.583	0.0004	105.8	35.50	33.67	NO	74154	28		1.000	1.0	bb
110		13C4-PFOA	6.08	13059		10.000	9.946	0.0051	99.5				5851	46		1.000	1.0	bb
111		13C5-PFNA	6.94	23120		5.000	4.997	0.0009	99.9				17194	31		1.000	1.0	dd
112		13C2-PFDA	7.49	26397		5.000	5.114	0.0011	102.3				14469	52		1.000	1.0	bb
113		18O2-PFHxS	6.16	30018		10.050	10.557	0.0052	105.0				6060	98		1.000	1.0	bd
114		13C4-PFOS	7.57	32562		10.150	10.547	0.0013	103.9	2.17	2.13	NO	25022	36		1.000	1.0	bb
115		13C2-D4-6:2 FTS	5.80	13447		20.000	20.970	0.0043	104.8	2.50	2.40	NO	14525	23		1.000	1.0	bb

PV by TCH, SV by hh 10-Jun-21 Conc. & LOD unit = ng

Quantify Sample Report **MassLynx MassLynx V4.1 SCN909**
SGS Axys Analytical Services, Ltd.

Dataset: G:\Masslynx\Inst_L\PFAS\quanfile\FC1L_080-a6.qld

Last Altered: Wednesday, June 09, 2021 15:38:41 Pacific Daylight Time
Printed: Thursday, June 10, 2021 10:10:18 Pacific Daylight Time

ID: FC046E-CAL,, /01, Name: FC1L_080S19, Description: 1,,2uL, Date: 22-Feb-2021, Time: 12:51:57

PFBA

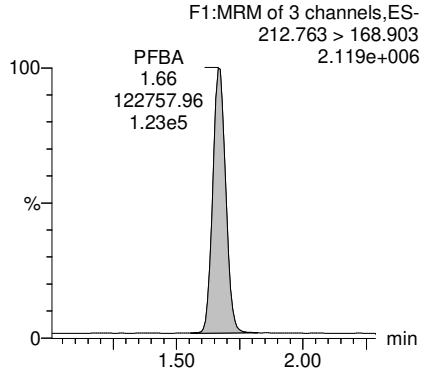

PFPeA

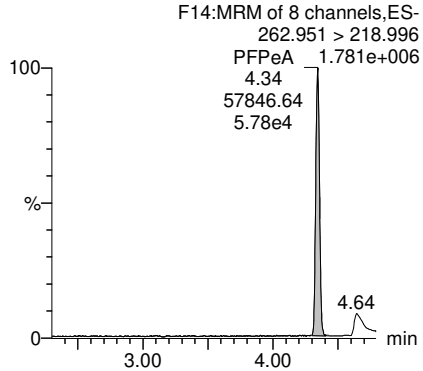

PFHxA

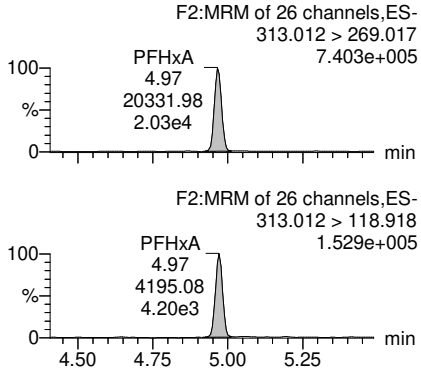

PFHpA

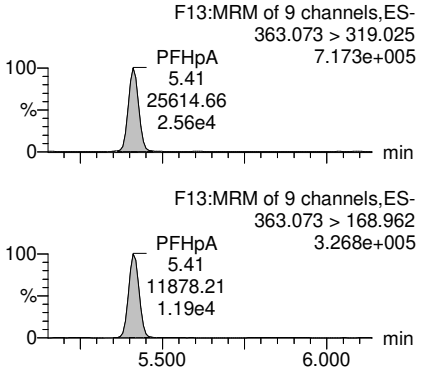

PFOA-I

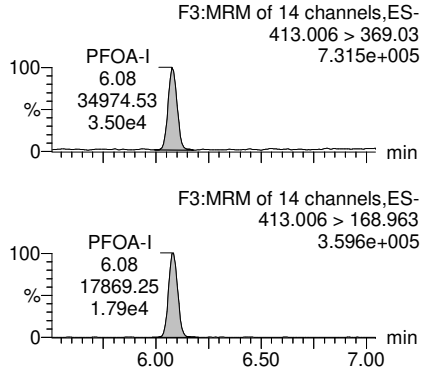

PFOA-II

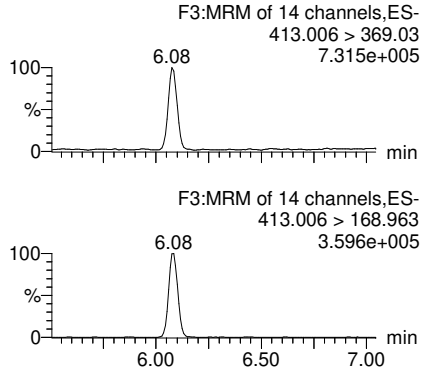

PFOA-III

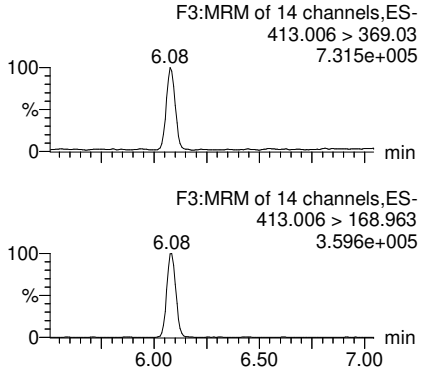

PFOA-IV

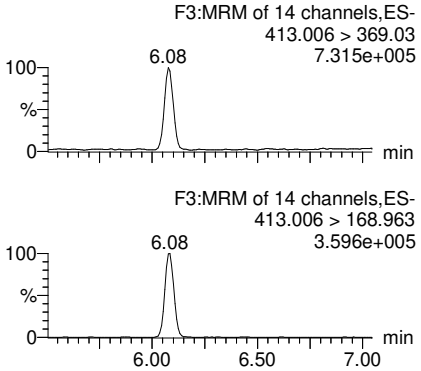

PV by TCH, SV by hh 10-Jun-21 Conc. & LOD unit = ng

Quantify Sample Report **MassLynx MassLynx V4.1 SCN909**
SGS Axys Analytical Services, Ltd.

Dataset: G:\Masslynx\Inst_L\PFAS\quanfile\FC1L_080-a6.qld

Last Altered: Wednesday, June 09, 2021 15:38:41 Pacific Daylight Time
Printed: Thursday, June 10, 2021 10:10:18 Pacific Daylight Time

ID: FC046E-CAL,, /01, Name: FC1L_080S19, Description: 1,,2uL, Date: 22-Feb-2021, Time: 12:51:57

PFOA-SUM

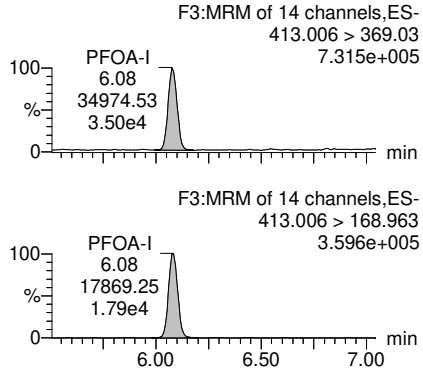

PFOA

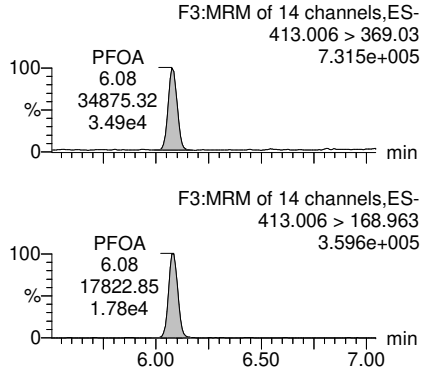

PFNA-I

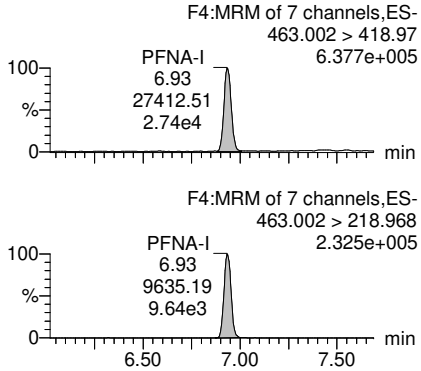

PFNA-II

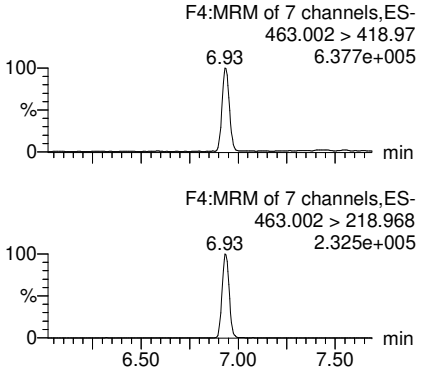

PFNA-III

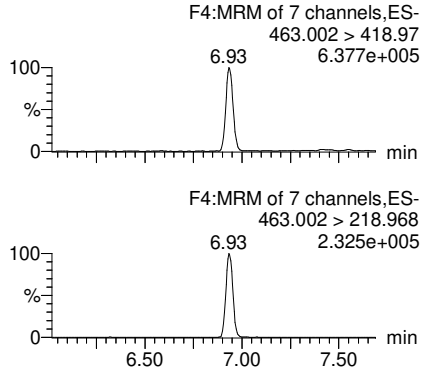

PFNA-SUM

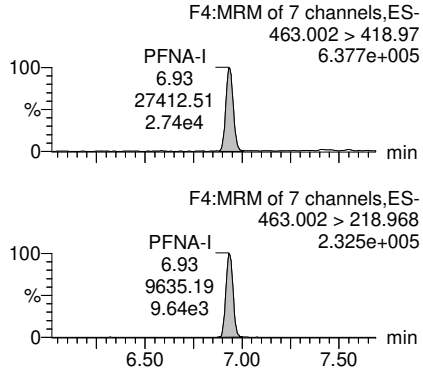

PFNA

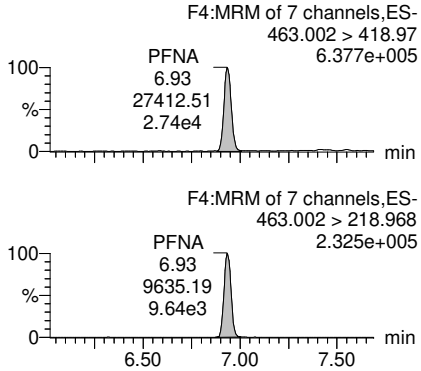

PFDA

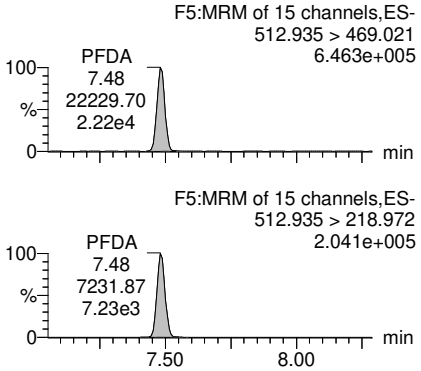

PV by TCH, SV by hh 10-Jun-21 Conc. & LOD unit = ng

Quantify Sample Report **MassLynx MassLynx V4.1 SCN909**
SGS Axys Analytical Services, Ltd.

Dataset: G:\Masslynx\Inst_L\PFAS\quanfile\FC1L_080-a6.qld

Last Altered: Wednesday, June 09, 2021 15:38:41 Pacific Daylight Time
Printed: Thursday, June 10, 2021 10:10:18 Pacific Daylight Time

ID: FC046E-CAL,, /01, Name: FC1L_080S19, Description: 1,,2uL, Date: 22-Feb-2021, Time: 12:51:57

PFUnA

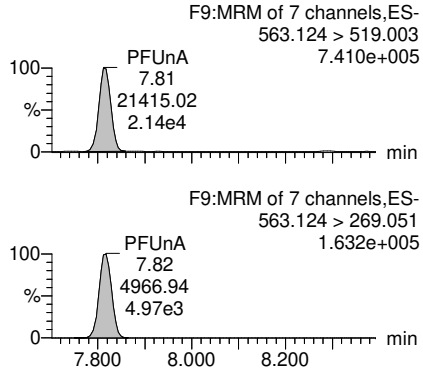

PFDoA

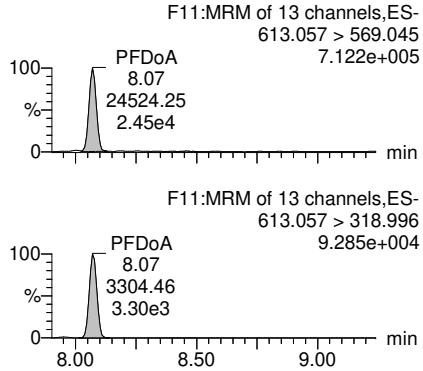

PFTrDA

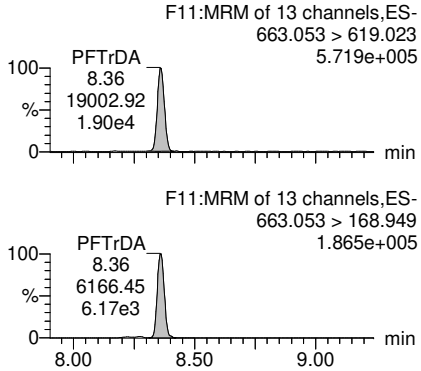

PFTeDA

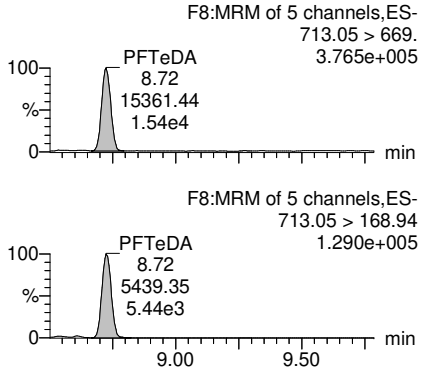

PFBS

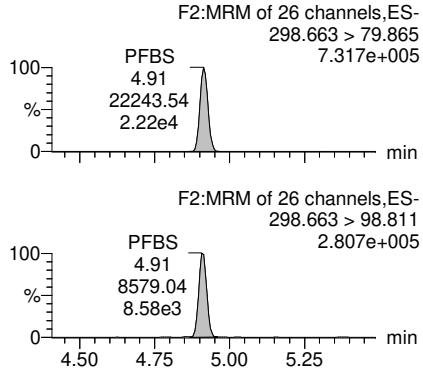

PFPeS

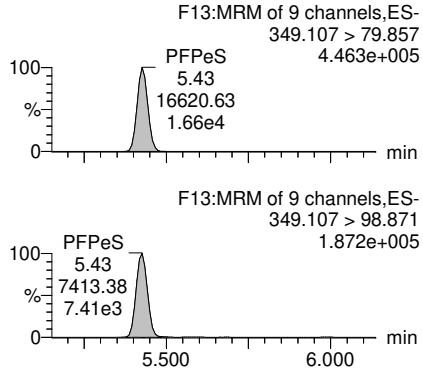

PFHxS-I

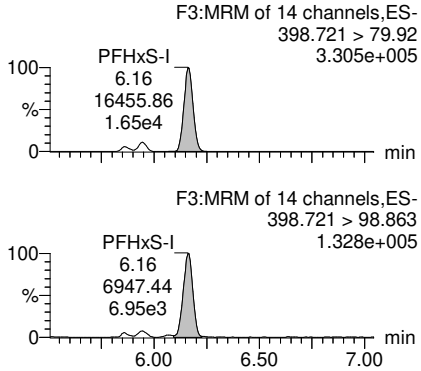

PFHxS-II

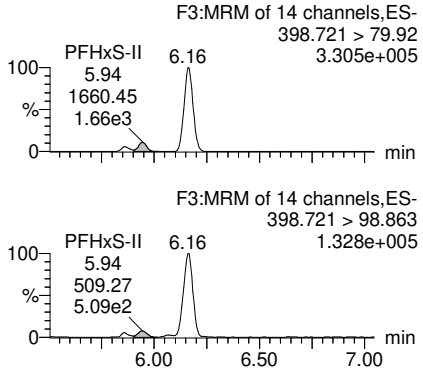

PV by TCH, SV by hh 10-Jun-21 Conc. & LOD unit = ng

Quantify Sample Report **MassLynx MassLynx V4.1 SCN909**
SGS Axys Analytical Services, Ltd.

Dataset: G:\Masslynx\Inst_L\PFAS\quanfile\FC1L_080-a6.qld

Last Altered: Wednesday, June 09, 2021 15:38:41 Pacific Daylight Time
Printed: Thursday, June 10, 2021 10:10:18 Pacific Daylight Time

ID: FC046E-CAL,, /01, Name: FC1L_080S19, Description: 1,,2uL, Date: 22-Feb-2021, Time: 12:51:57

PFHxS-III

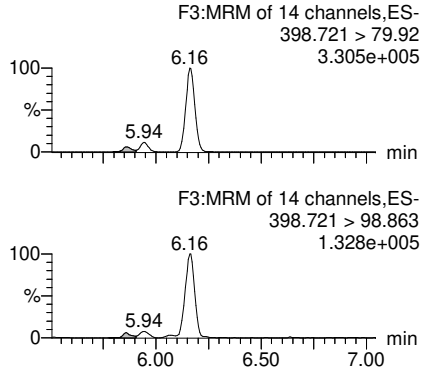

PFHxS-SUM

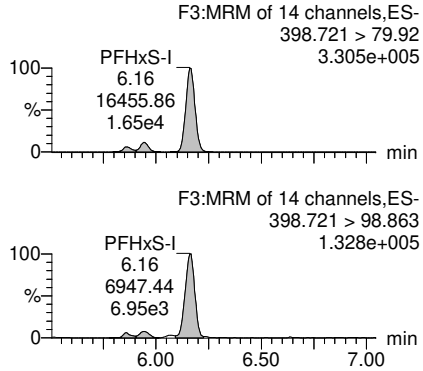

PFHxS

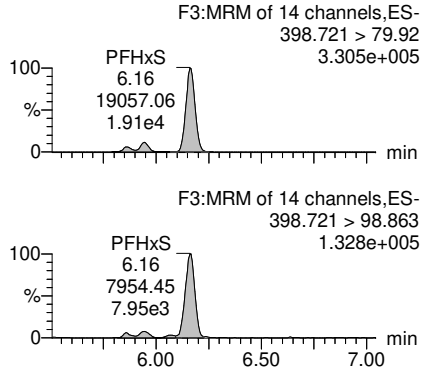

PFHpS

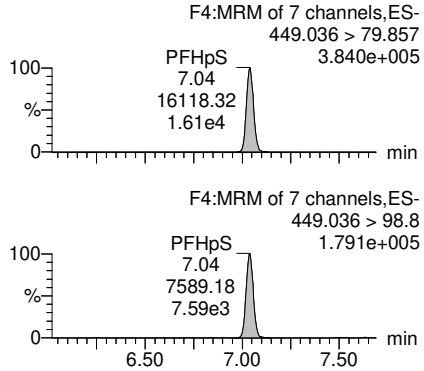

PFOS-I

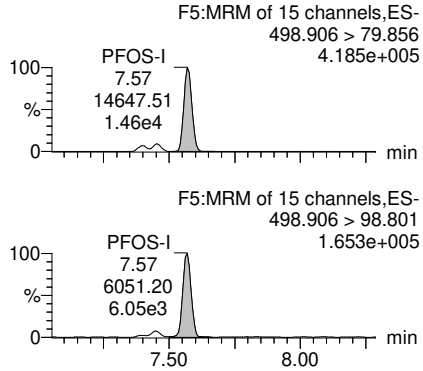

PFOS-II

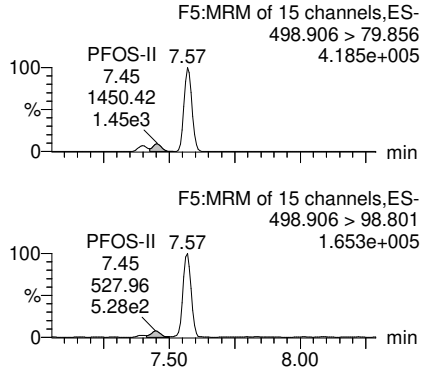

PFOS-III

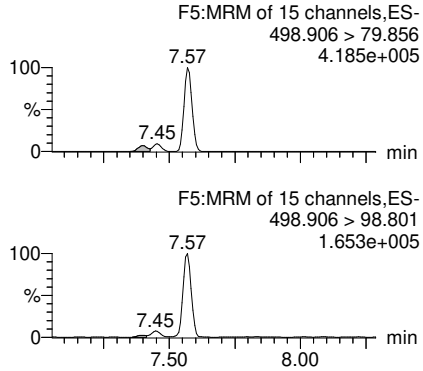

PFOS-IV

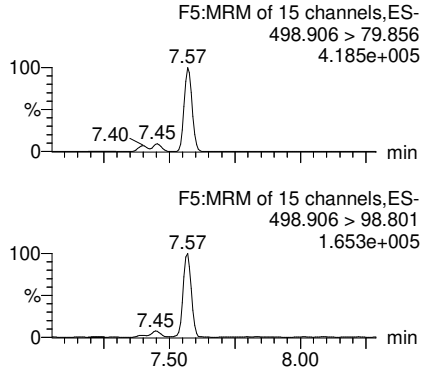

PV by TCH, SV by hh 10-Jun-21 Conc. & LOD unit = ng

Quantify Sample Report **MassLynx MassLynx V4.1 SCN909**
SGS Axys Analytical Services, Ltd.

Dataset: G:\Masslynx\Inst_L\PFAS\quanfile\FC1L_080-a6.qld

Last Altered: Wednesday, June 09, 2021 15:38:41 Pacific Daylight Time
Printed: Thursday, June 10, 2021 10:10:18 Pacific Daylight Time

ID: FC046E-CAL,, /01, Name: FC1L_080S19, Description: 1,,2uL, Date: 22-Feb-2021, Time: 12:51:57

PFOS-SUM

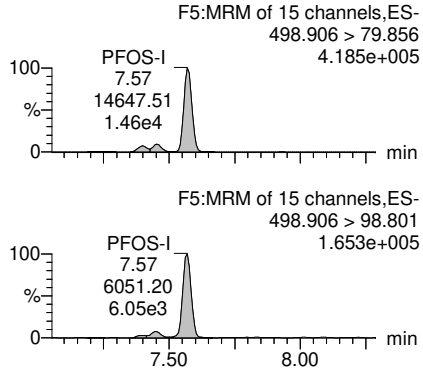

PFOS

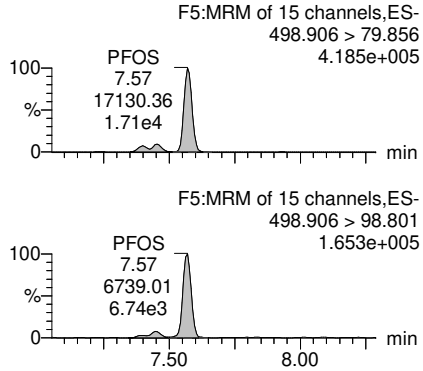

PFNS

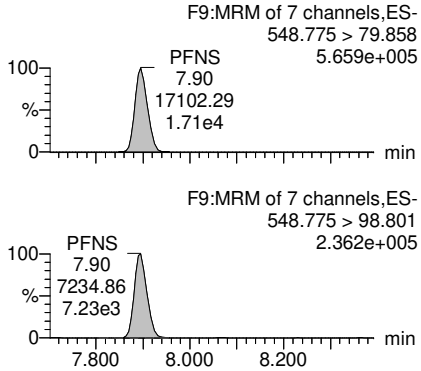

PFDS

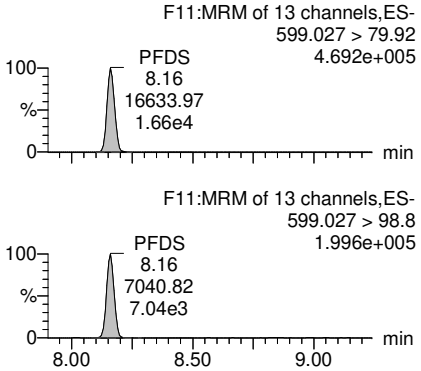

PFDoS

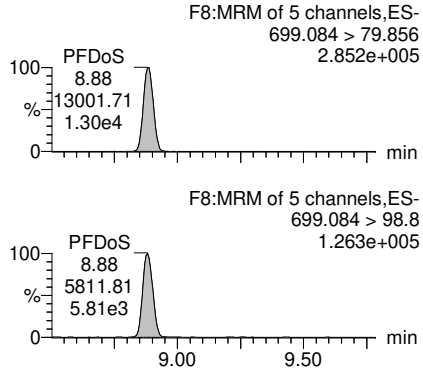

4:2 FTS

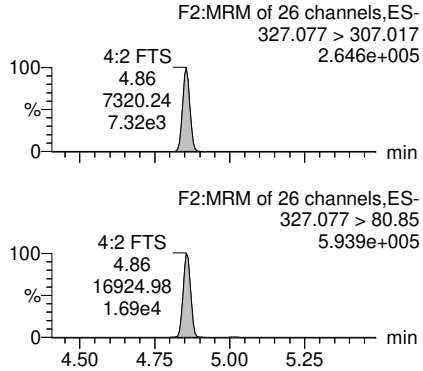

6:2 FTS

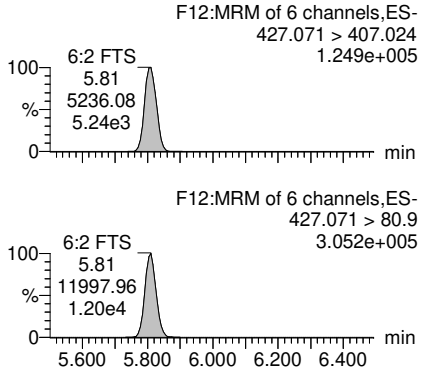

8:2 FTS

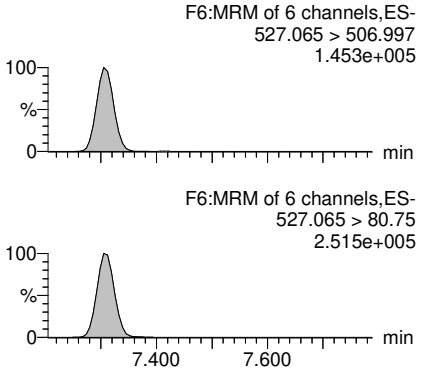

PV by TCH, SV by hh 10-Jun-21 Conc. & LOD unit = ng

Quantify Sample Report **MassLynx MassLynx V4.1 SCN909**
SGS Axys Analytical Services, Ltd.

Dataset: G:\Masslynx\Inst_L\PFAS\quanfile\FC1L_080-a6.qld

Last Altered: Wednesday, June 09, 2021 15:38:41 Pacific Daylight Time
Printed: Thursday, June 10, 2021 10:10:18 Pacific Daylight Time

ID: FC046E-CAL,, /01, Name: FC1L_080S19, Description: 1,,2uL, Date: 22-Feb-2021, Time: 12:51:57

PFOSA-I

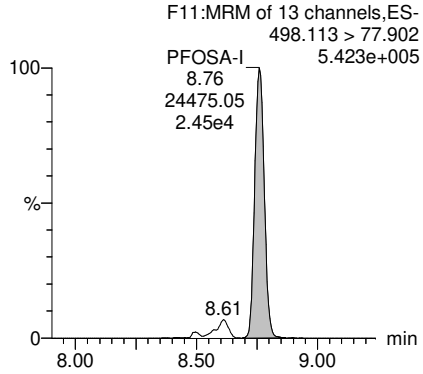

PFOSA-II

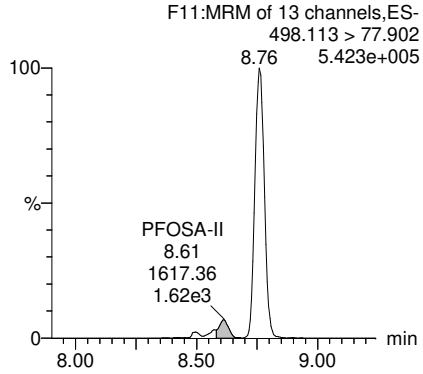

PFOSA-SUM

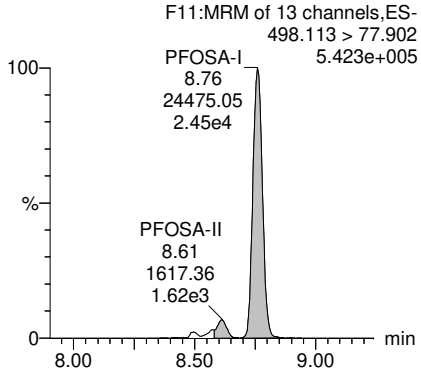

PFOSA

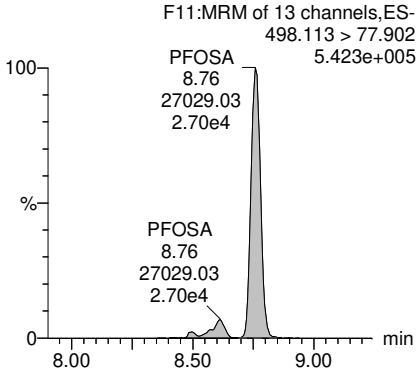

N-MeFOSA-I

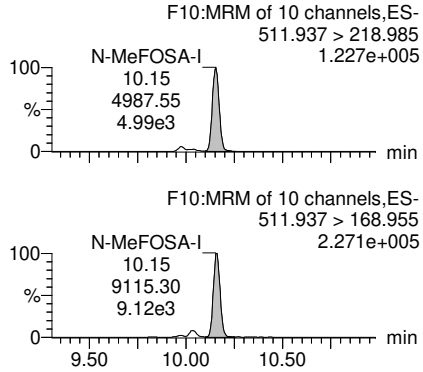

N-MeFOSA-II

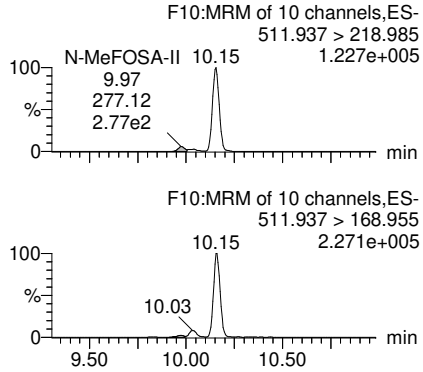

N-MeFOSA-SUM

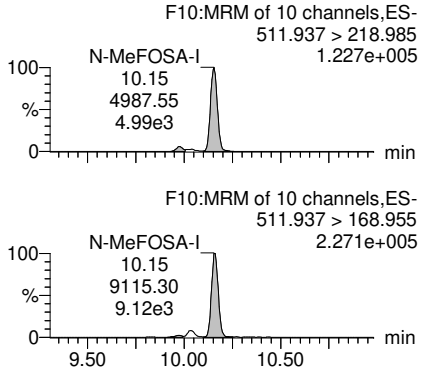

N-MeFOSA

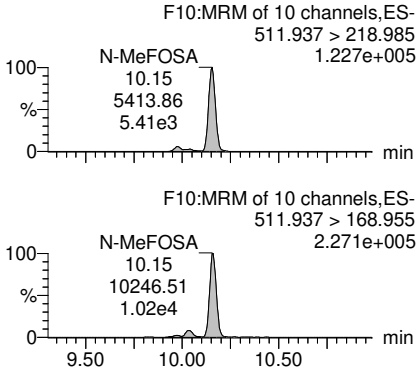

PV by TCH, SV by hh 10-Jun-21 Conc. & LOD unit = ng

Quantify Sample Report **MassLynx MassLynx V4.1 SCN909**
SGS Axys Analytical Services, Ltd.

Dataset: G:\Masslynx\Inst_L\PFAS\quanfile\FC1L_080-a6.qld

Last Altered: Wednesday, June 09, 2021 15:38:41 Pacific Daylight Time
Printed: Thursday, June 10, 2021 10:10:18 Pacific Daylight Time

ID: FC046E-CAL,, /01, Name: FC1L_080S19, Description: 1,,2uL, Date: 22-Feb-2021, Time: 12:51:57

N-EtFOSA-I

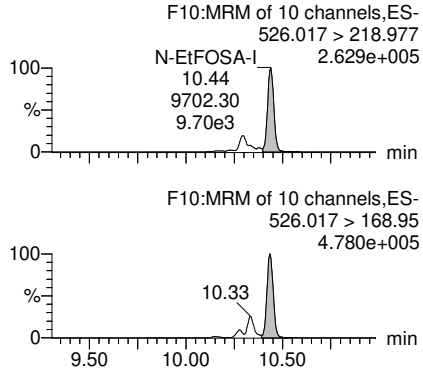

N-EtFOSA-II

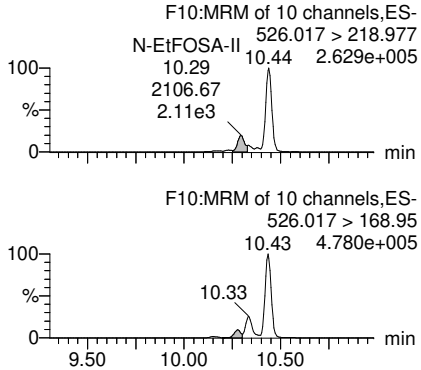

N-EtFOSA-SUM

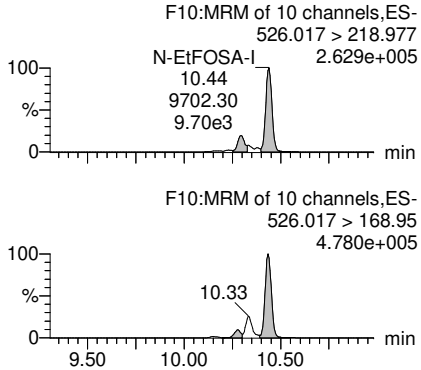

N-EtFOSA

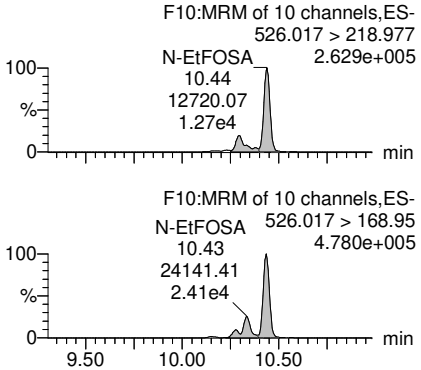

MeFOSAA-I

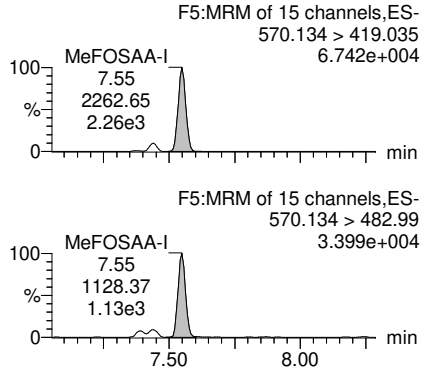

MeFOSAA-II

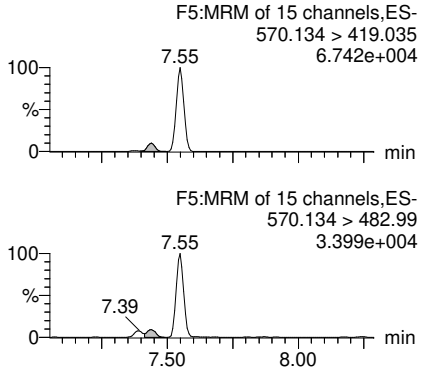

MeFOSAA-III

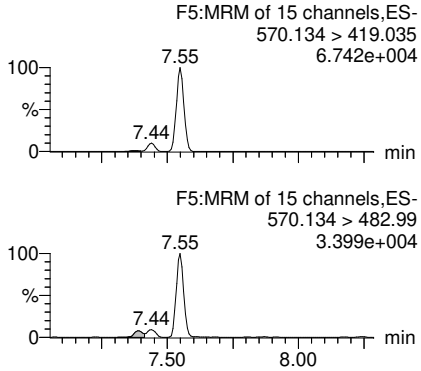

MeFOSAA-SUM

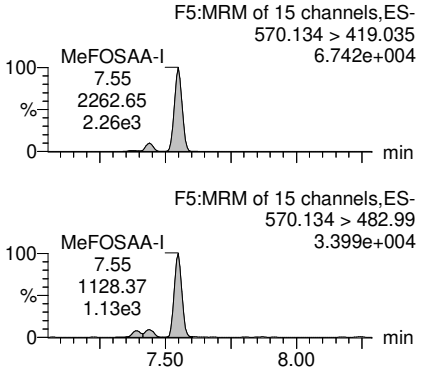

PV by TCH, SV by hh 10-Jun-21 Conc. & LOD unit = ng

Quantify Sample Report **MassLynx MassLynx V4.1 SCN909**
SGS Axys Analytical Services, Ltd.

Dataset: G:\Masslynx\Inst_L\PFAS\quanfile\FC1L_080-a6.qld

Last Altered: Wednesday, June 09, 2021 15:38:41 Pacific Daylight Time
Printed: Thursday, June 10, 2021 10:10:18 Pacific Daylight Time

ID: FC046E-CAL,, /01, Name: FC1L_080S19, Description: 1,,2uL, Date: 22-Feb-2021, Time: 12:51:57

MeFOSAA

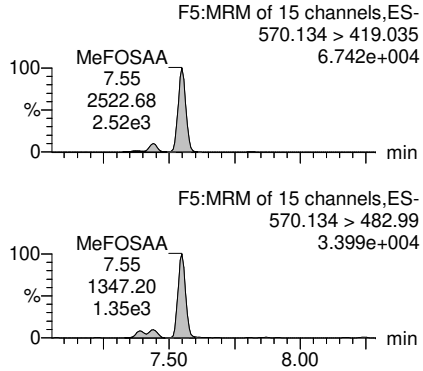

EtFOSAA-I

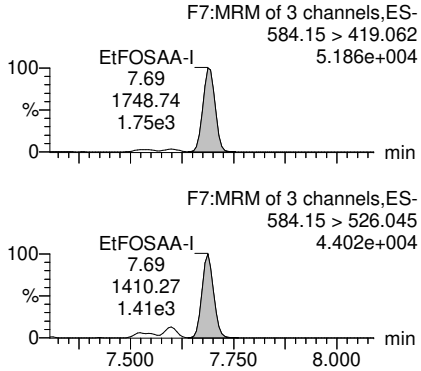

EtFOSAA-II

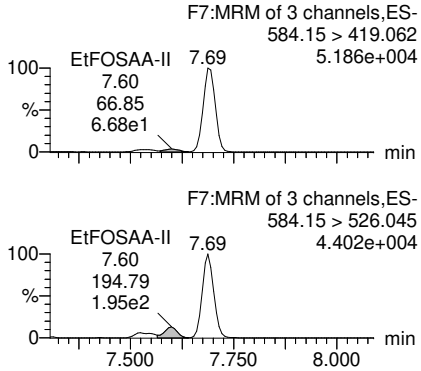

EtFOSAA-III

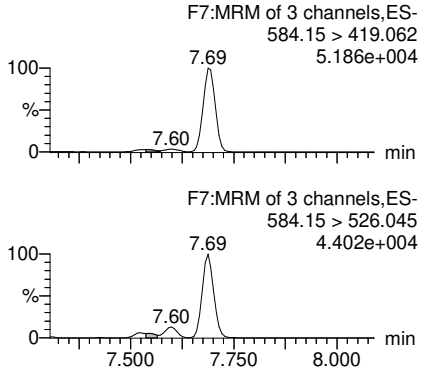

EtFOSAA-SUM

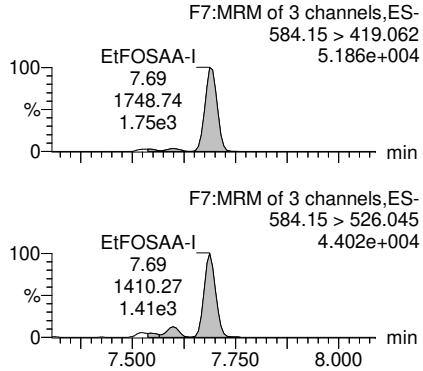

EtFOSAA

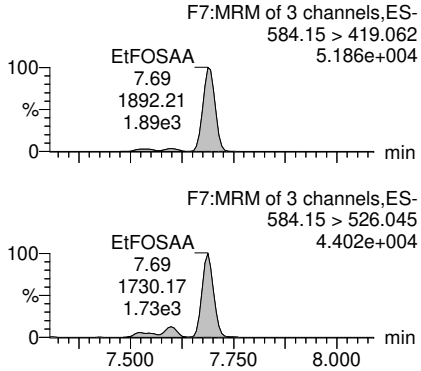

N-MeFOSE-I

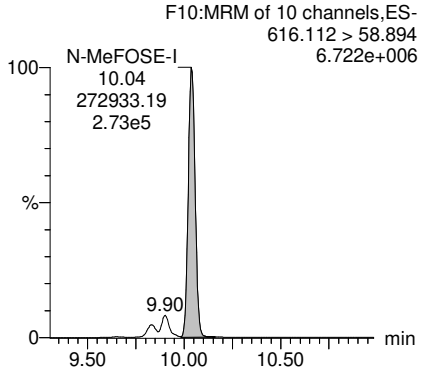

N-MeFOSE-II

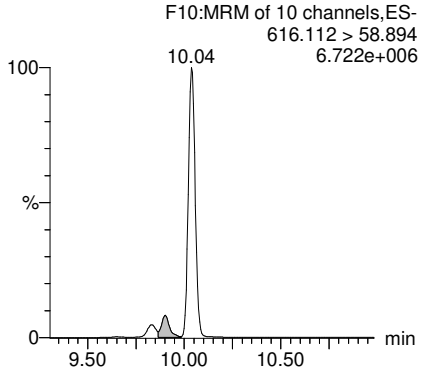

PV by TCH, SV by hh 10-Jun-21 Conc. & LOD unit = ng

Quantify Sample Report **MassLynx MassLynx V4.1 SCN909**
SGS Axys Analytical Services, Ltd.

Dataset: G:\Masslynx\Inst_L\PFAS\quanfile\FC1L_080-a6.qld

Last Altered: Wednesday, June 09, 2021 15:38:41 Pacific Daylight Time
Printed: Thursday, June 10, 2021 10:10:18 Pacific Daylight Time

ID: FC046E-CAL,, /01, Name: FC1L_080S19, Description: 1,,2uL, Date: 22-Feb-2021, Time: 12:51:57

N-MeFOSE-III

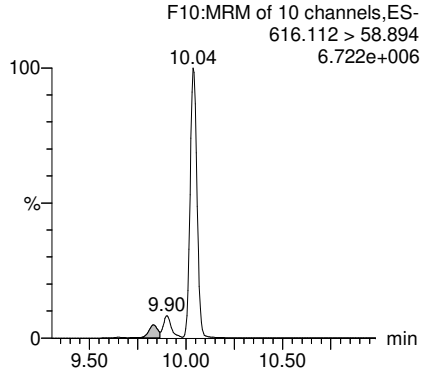

N-MeFOSE-SUM

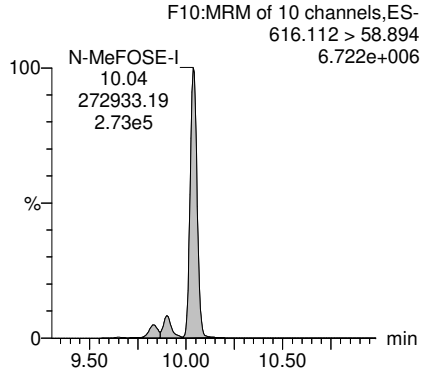

N-MeFOSE

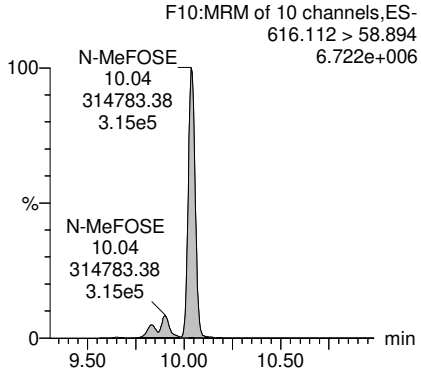

N-EtFOSE-I

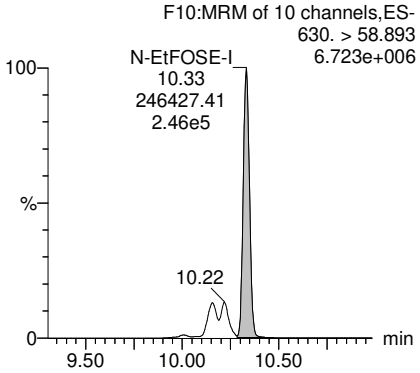

N-EtFOSE-II

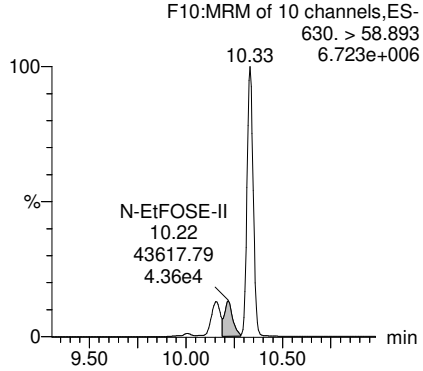

N-EtFOSE-III

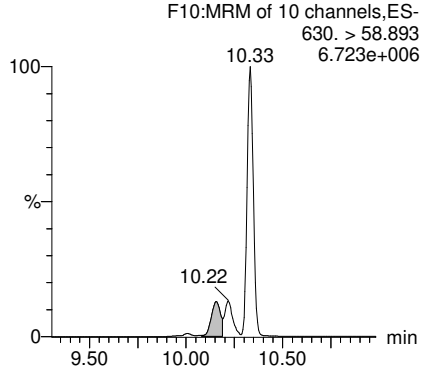

N-EtFOSE-SUM

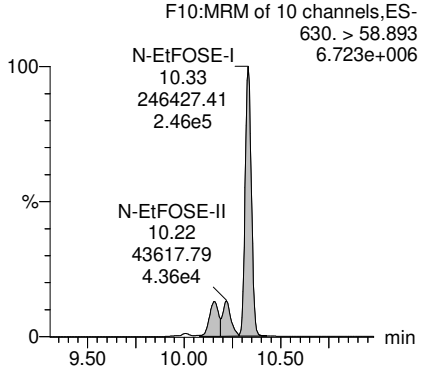

N-EtFOSE

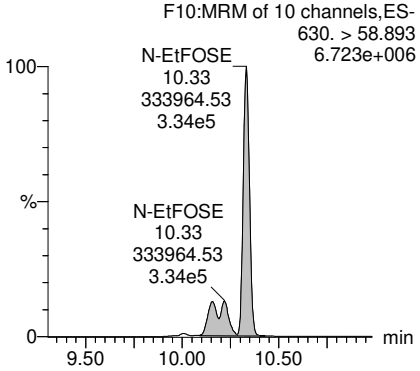

PV by TCH, SV by hh 10-Jun-21 Conc. & LOD unit = ng

Quantify Sample Report **MassLynx MassLynx V4.1 SCN909**
SGS Axys Analytical Services, Ltd.

Dataset: G:\Masslynx\Inst_L\PFAS\quanfile\FC1L_080-a6.qld

Last Altered: Wednesday, June 09, 2021 15:38:41 Pacific Daylight Time
Printed: Thursday, June 10, 2021 10:10:18 Pacific Daylight Time

ID: FC046E-CAL,, /01, Name: FC1L_080S19, Description: 1,,2uL, Date: 22-Feb-2021, Time: 12:51:57

HFPO-DA

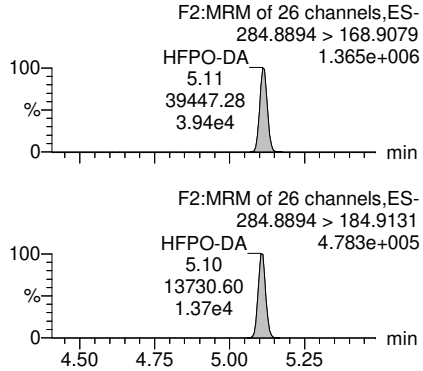

ADONA

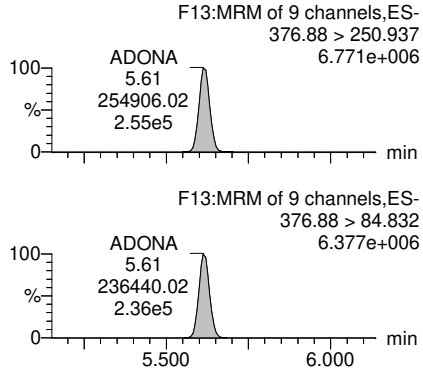

9Cl-PF3ONS

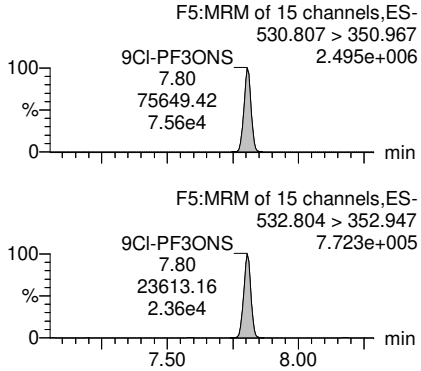

11Cl-PF3OUdS

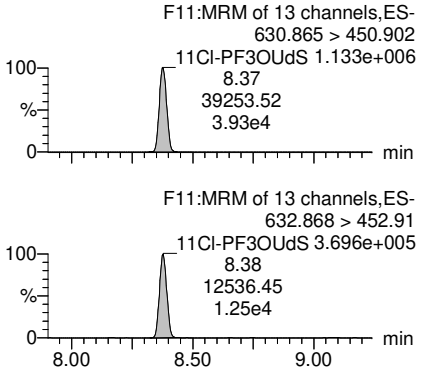

3:3 FTCA

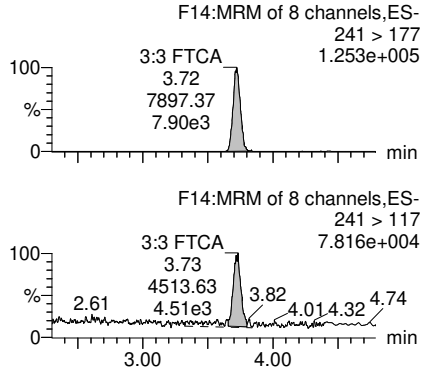

5:3 FTCA

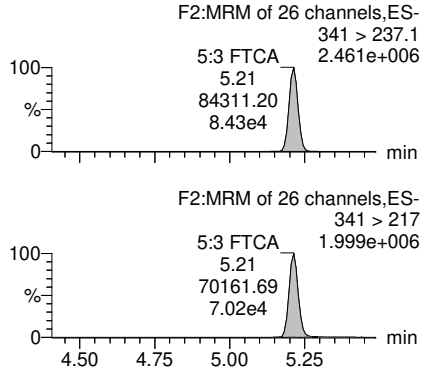

7:3 FTCA

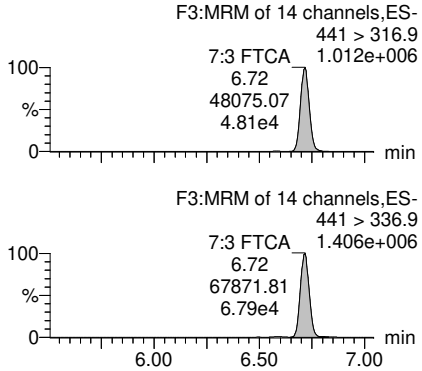

PFEESA

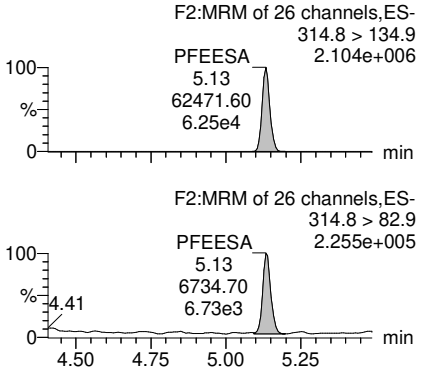

PV by TCH, SV by hh 10-Jun-21 Conc. & LOD unit = ng

Quantify Sample Report **MassLynx MassLynx V4.1 SCN909**
SGS Axys Analytical Services, Ltd.

Dataset: G:\Masslynx\Inst_L\PFAS\quanfile\FC1L_080-a6.qld

Last Altered: Wednesday, June 09, 2021 15:38:41 Pacific Daylight Time
Printed: Thursday, June 10, 2021 10:10:18 Pacific Daylight Time

ID: FC046E-CAL,, /01, Name: FC1L_080S19, Description: 1,,2uL, Date: 22-Feb-2021, Time: 12:51:57

PFMPA

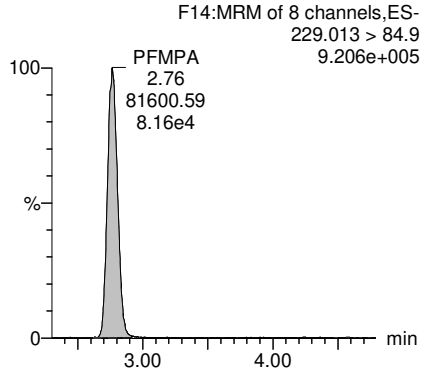

PFMBA

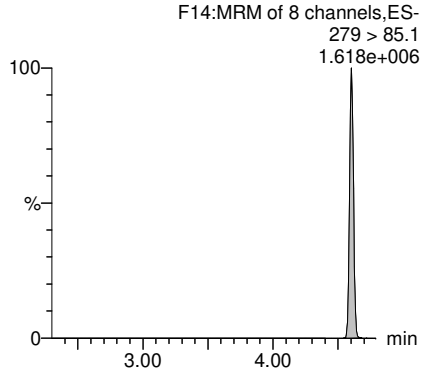

NFDHA

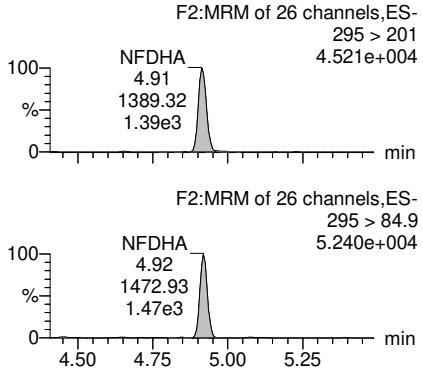

13C4-PFBA

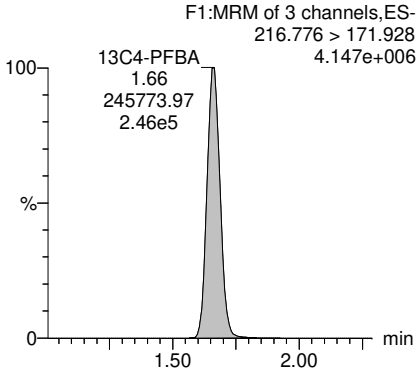

13C5-PFPeA

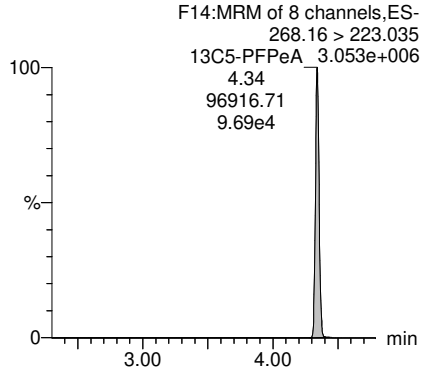

13C5-PFHxA

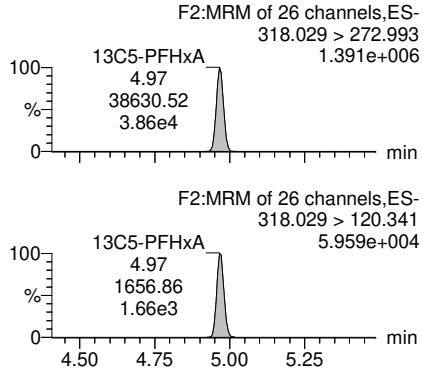

13C4-PFHpA

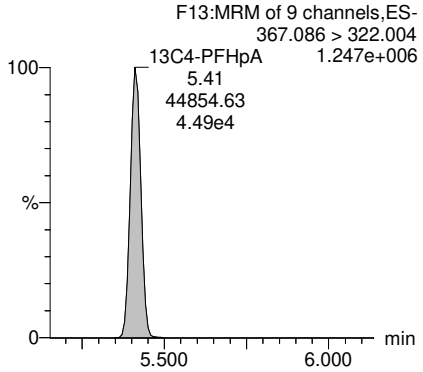

13C8-PFOA

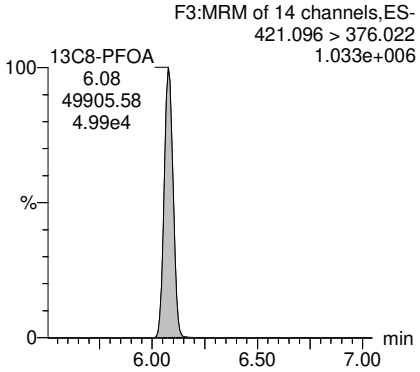

PV by TCH, SV by hh 10-Jun-21 Conc. & LOD unit = ng

Quantify Sample Report **MassLynx MassLynx V4.1 SCN909**
SGS Axys Analytical Services, Ltd.

Dataset: G:\Masslynx\Inst_L\PFAS\quanfile\FC1L_080-a6.qld

Last Altered: Wednesday, June 09, 2021 15:38:41 Pacific Daylight Time
Printed: Thursday, June 10, 2021 10:10:18 Pacific Daylight Time

ID: FC046E-CAL,, /01, Name: FC1L_080S19, Description: 1,,2uL, Date: 22-Feb-2021, Time: 12:51:57

13C9-PFNA

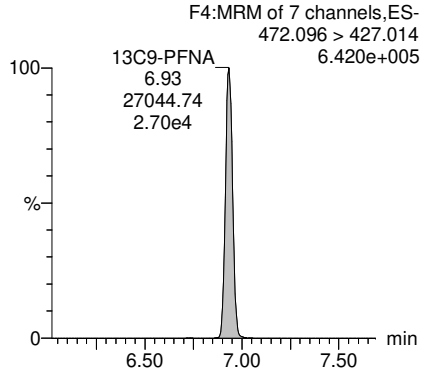

13C6-PFDA

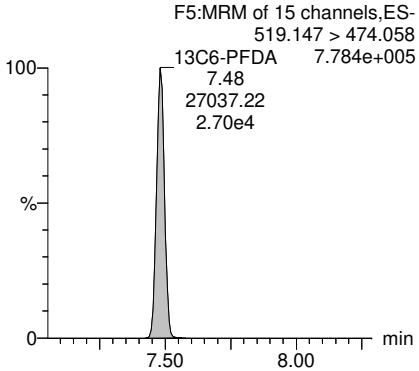

13C7-PFUnA

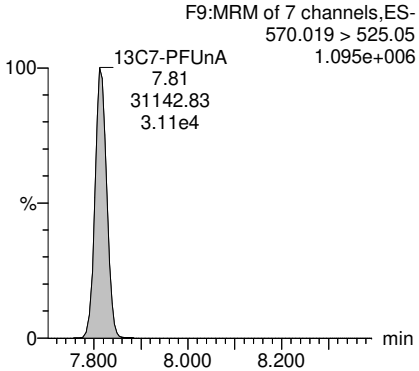

13C2-PFDoA

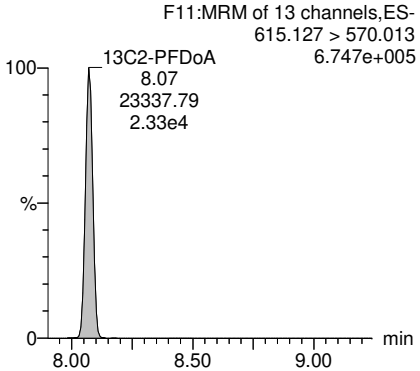

13C2-PFTeDA

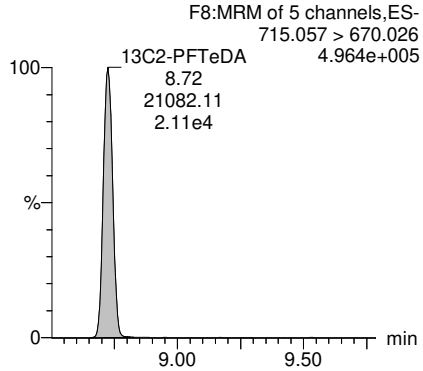

13C3-PFBS

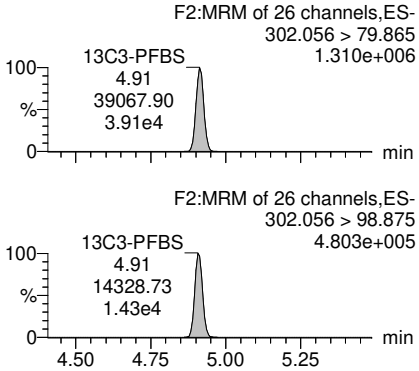

13C3-PFHxS

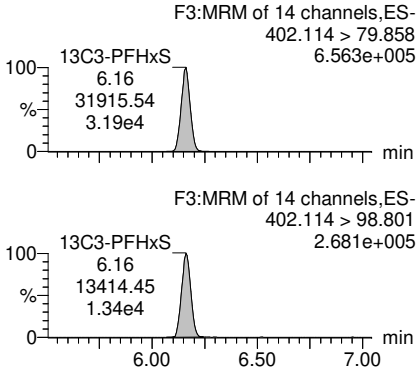

13C8-PFOS

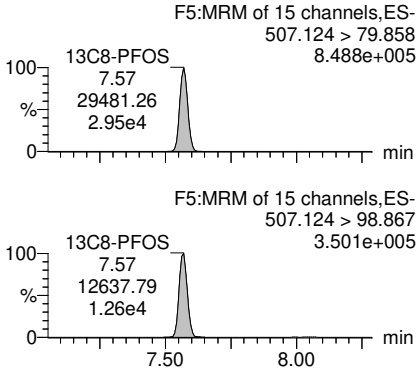

PV by TCH, SV by hh 10-Jun-21 Conc. & LOD unit = ng

Quantify Sample Report **MassLynx MassLynx V4.1 SCN909**
SGS Axys Analytical Services, Ltd.

Dataset: G:\Masslynx\Inst_L\PFAS\quanfile\FC1L_080-a6.qld

Last Altered: Wednesday, June 09, 2021 15:38:41 Pacific Daylight Time
Printed: Thursday, June 10, 2021 10:10:18 Pacific Daylight Time

ID: FC046E-CAL,, /01, Name: FC1L_080S19, Description: 1,,2uL, Date: 22-Feb-2021, Time: 12:51:57

13C2-4:2 FTS

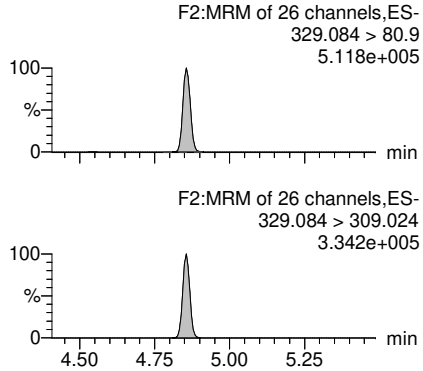

13C2-6:2 FTS

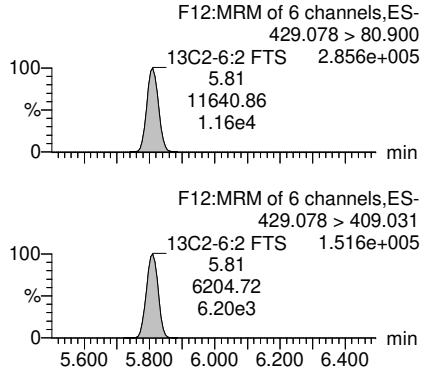

13C2-8:2 FTS

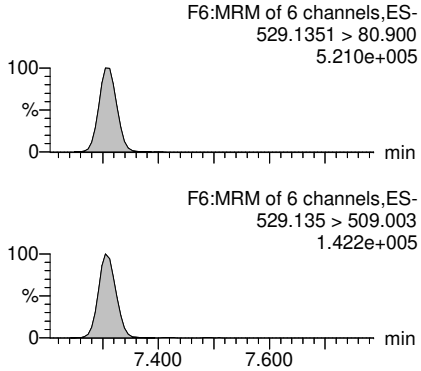

13C8-PFOSA

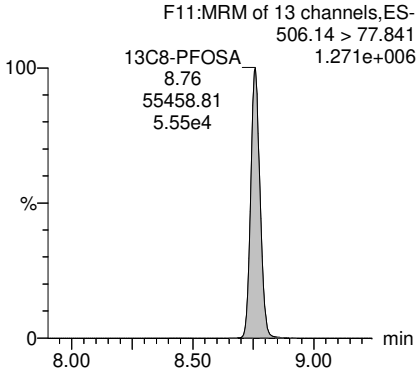

D3-N-MeFOSA

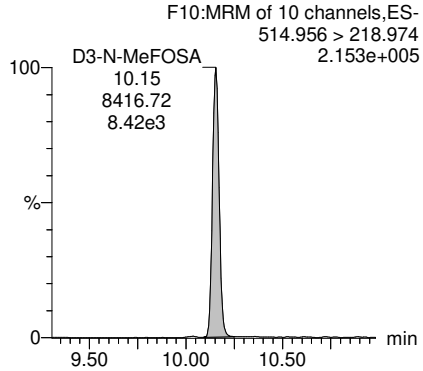

D5-N-EtFOSA

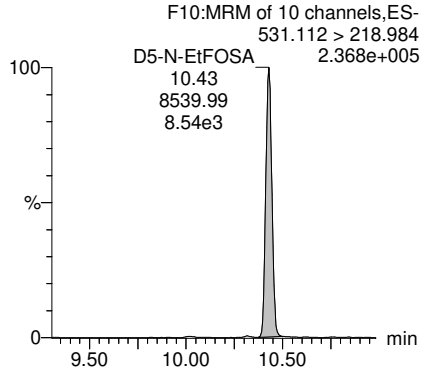

D3-MeFOSAA

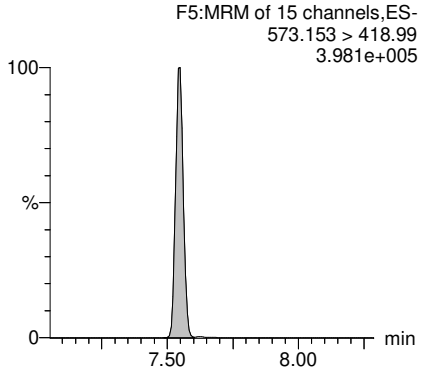

D5-EtFOSAA

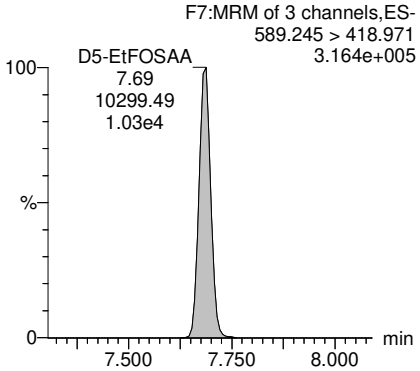

PV by TCH, SV by hh 10-Jun-21 Conc. & LOD unit = ng

Quantify Sample Report **MassLynx MassLynx V4.1 SCN909**
SGS Axys Analytical Services, Ltd.

Dataset: G:\Masslynx\Inst_L\PFAS\quanfile\FC1L_080-a6.qld

Last Altered: Wednesday, June 09, 2021 15:38:41 Pacific Daylight Time
Printed: Thursday, June 10, 2021 10:10:18 Pacific Daylight Time

ID: FC046E-CAL,, /01, Name: FC1L_080S19, Description: 1,,2uL, Date: 22-Feb-2021, Time: 12:51:57

D7-N-MeFOSE

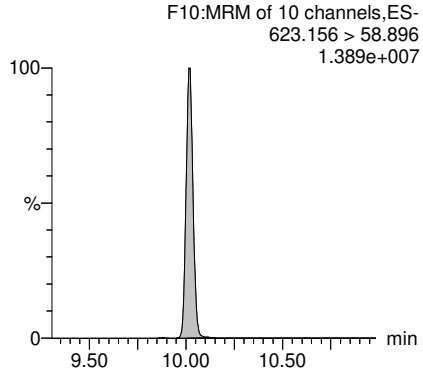

D9-N-EtFOSE

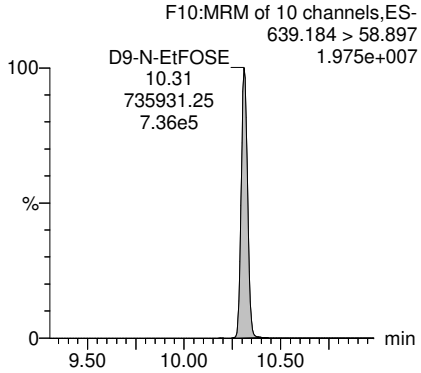

13C3-HFPO-DA

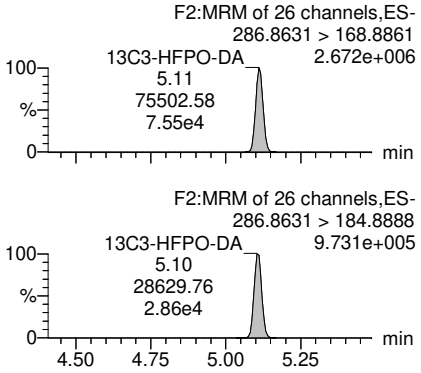

13C3-PFBA

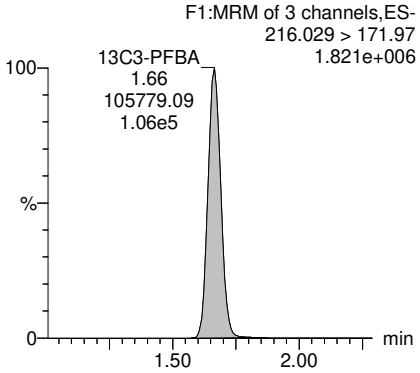

13C2-PFHxA

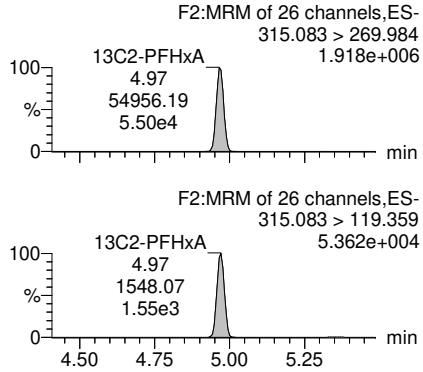

13C4-PFOA

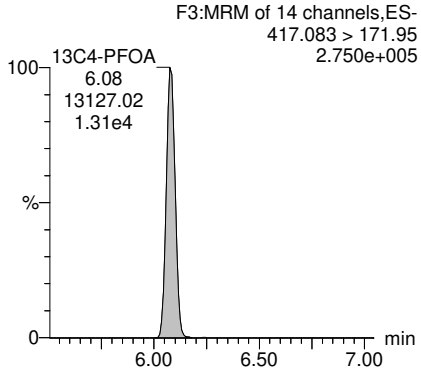

13C5-PFNA

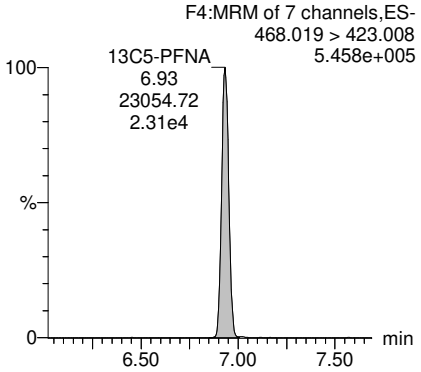

13C2-PFDA

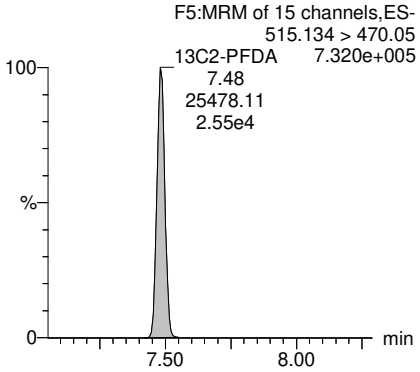

PV by TCH, SV by hh 10-Jun-21 Conc. & LOD unit = ng

Quantify Sample Report **MassLynx MassLynx V4.1 SCN909**
SGS Axys Analytical Services, Ltd.

Dataset: G:\Masslynx\Inst_L\PFAS\quanfile\FC1L_080-a6.qld

Last Altered: Wednesday, June 09, 2021 15:38:41 Pacific Daylight Time
Printed: Thursday, June 10, 2021 10:10:18 Pacific Daylight Time

ID: FC046E-CAL,, /01, Name: FC1L_080S19, Description: 1,,2uL, Date: 22-Feb-2021, Time: 12:51:57

18O2-PFHxS

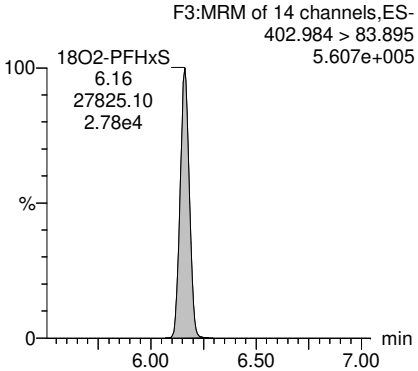

13C4-PFOS

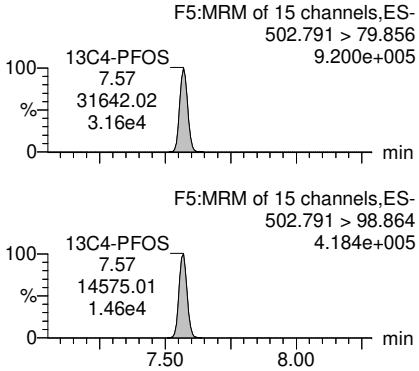

13C2-D4-6:2 FTS

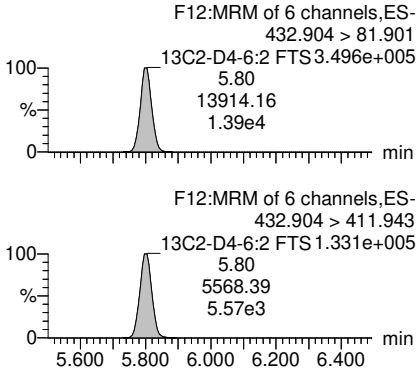

PV by TCH, SV by hh 10-Jun-21 Conc. & LOD unit = ng

Quantify Sample Report **MassLynx MassLynx V4.1 SCN909**
SGS Axys Analytical Services, Ltd.

Dataset: G:\Masslynx\Inst_L\PFAS\quanfile\FC1L_080-a6.qld

Last Altered: Wednesday, June 09, 2021 15:38:41 Pacific Daylight Time
Printed: Thursday, June 10, 2021 10:10:18 Pacific Daylight Time

ID: FC046E-CAL,, /01, Name: FC1L_080S19, Description: 1,,2uL, Date: 22-Feb-2021, Time: 12:51:57

#	IS#	Name	RT	Area	IS Area	Std. Conc	Conc.	LOD	%Rec	Ratio (Pred)	Ratio	Ratio Fail(Y/N)	S/N	Noise	IS Height	Sample size	F2	Flags
1	84	PFBA	1.66	122758	245774	20.000	19.915	0.0366	99.6				1641	1268	4144394	1.000	1.0	db
2	85	PFPeA	4.34	57847	96917	10.000	9.878	0.0363	98.8				792	2230	3052489	1.000	1.0	MM
3	86	PFHxA	4.97	20332	38631	5.000	4.957	0.0202	99.1	4.85	4.85	NO	741	992	1391004	1.000	1.0	MM
4	87	PFHpA	5.41	25615	44855	5.000	5.207	0.0225	104.1	2.16	2.16	NO	698	1024	1246596	1.000	1.0	MM
5	88	PFOA-I	6.08	34975	49906	0.000	4.789	0.0489		1.96	1.96	NO	291	2466	1033097	1.000	1.0	bb
6	88	PFOA-II			49906	0.000		0.0489		0.00				2466	1033097	1.000	1.0	
7	88	PFOA-III			49906	0.000		0.0489		0.00				2466	1033097	1.000	1.0	
8	88	PFOA-IV			49906	0.000		0.0489		0.00				2466	1033097	1.000	1.0	
9		PFOA-SUM		34975	49906	0.000	4.789	0.0489						2466	1033097	1.000	1.0	
10	88	PFOA	6.08	34875	49906	5.000	4.775	0.0489	95.5	1.96	1.96	NO	291	2466	1033097	1.000	1.0	MM
11	89	PFNA-I	6.93	27413	27045	0.000	4.948	0.0411		2.85	2.85	NO	352	1803	642026	1.000	1.0	dd
12	89	PFNA-II			27045	0.000		0.0411		0.00				1803	642026	1.000	1.0	
13	89	PFNA-III			27045	0.000		0.0411		0.00				1803	642026	1.000	1.0	
14		PFNA-SUM		27413	27045	0.000	4.948	0.0411						1803	642026	1.000	1.0	
15	89	PFNA	6.93	27413	27045	5.000	4.948	0.0411	99.0	2.85	2.85	NO	352	1803	642026	1.000	1.0	dd
16	90	PFDA	7.48	22230	27037	5.000	4.908	0.0291	98.2	3.07	3.07	NO	509	1264	777999	1.000	1.0	MM
17	91	PFUnA	7.81	21415	31143	5.000	4.507	0.0191	90.1	4.31	4.31	NO	691	1066	1095109	1.000	1.0	bb
18	92	PFDoA	8.07	24524	23338	5.000	4.892	0.0325	97.8	7.42	7.42	NO	452	1570	674542	1.000	1.0	MM
19	Multi	PFTrDA	8.36	19003	22210	5.000	5.080	0.0311	101.6	3.08	3.08	NO	566	1005	585388	1.000	1.0	MM
20	93	PFTeDA	8.72	15361	21082	5.000	4.881	0.0378	97.6	2.82	2.82	NO	399	933	496234	1.000	1.0	bb
21	94	PFBS	4.91	22244	39068	5.000	4.939	0.0015	98.8	2.59	2.59	NO	9751	75	1310079	1.000	1.0	bb
22	95	PFPeS	5.43	16621	31916	5.015	5.278	0.0016	105.2	2.24	2.24	NO	12646	35	656067	1.000	1.0	bb
23	95	PFHxS-I	6.16	16456	31916	0.000	4.387	0.0008		2.37	2.37	NO	15798	21	656067	1.000	1.0	bd
24	95	PFHxS-II	5.94	1660	31916	0.000	0.443	0.0008		3.26	3.26	NO	1795	21	656067	1.000	1.0	db
25	95	PFHxS-III	5.86	891	31916	0.000	0.238	0.0008		2.72	2.72	NO	926	21	656067	1.000	1.0	bd
26		PFHxS-SUM		19008	31916	0.000	5.068	0.0024						21	656067	1.000	1.0	
27	95	PFHxS	6.16	19057	31916	5.000	5.081	0.0008	101.6	2.40	2.40	NO	15803	21	656067	1.000	1.0	MM
28	96	PFHpS	7.04	16118	29481	5.011	5.037	0.0073	100.5	2.12	2.12	NO	1704	225	848448	1.000	1.0	bb
29	96	PFOS-I	7.57	14648	29481	0.000	3.999	0.0034		2.42	2.42	NO	3536	118	848448	1.000	1.0	db
30	96	PFOS-II	7.45	1450	29481	0.000	0.396	0.0034		2.75	2.75	NO	328	118	848448	1.000	1.0	dd
31	96	PFOS-III	7.40	1175	29481	0.000	0.321	0.0034		8.19	8.19	NO	250	118	848448	1.000	1.0	dd
32	96	PFOS-IV	7.24	56	29481	0.000	0.015	0.0034		2.14	2.14	NO	11	118	848448	1.000	1.0	bb
33		PFOS-SUM		17329	29481	0.000	4.732	0.0135						118	848448	1.000	1.0	
34	96	PFOS	7.57	17130	29481	5.000	4.677	0.0034	93.5	2.54	2.54	NO	3533	118	848448	1.000	1.0	MM
35	96	PFNS	7.90	17102	29481	5.010	4.917	0.0024	98.2	2.36	2.36	NO	7078	80	848448	1.000	1.0	bb
36	96	PFDS	8.16	16634	29481	5.000	5.008	0.0015	100.2	2.36	2.36	NO	9555	49	848448	1.000	1.0	MM

PV by TCH, SV by hh 10-Jun-21 Conc. & LOD unit = ng

Quantify Sample Report **MassLynx MassLynx V4.1 SCN909**
SGS Axys Analytical Services, Ltd.

Dataset: G:\Masslynx\Inst_L\PFAS\quanfile\FC1L_080-a6.qld

Last Altered: Wednesday, June 09, 2021 15:38:41 Pacific Daylight Time
Printed: Thursday, June 10, 2021 10:10:18 Pacific Daylight Time

ID: FC046E-CAL,, /01, Name: FC1L_080S19, Description: 1,,2uL, Date: 22-Feb-2021, Time: 12:51:57

#	IS#	Name	RT	Area	IS Area	Std. Conc	Conc.	LOD	%Rec	Ratio (Pred)	Ratio	Ratio Fail(Y/N)	S/N	Noise	IS Height	Sample size	F2	Flags
37	96	PFDoS	8.88	13002	29481	5.008	4.752	0.0007	94.9	2.24	2.24	NO	14605	20	848448	1.000	1.0	MM
38	97	4:2 FTS	4.86	7320	14538	20.000	21.356	0.0310	106.8	0.43	0.43	NO	2122	125	511553	1.000	1.0	MM
39	98	6:2 FTS	5.81	5236	11641	18.000	17.405	0.0507	96.7	0.44	0.44	NO	1002	125	285541	1.000	1.0	bb
40	99	8:2 FTS	7.30	5183	19315	20.000	20.059	0.0215	100.3	0.57	0.57	NO	2910	50	520963	1.000	1.0	dd
41	100	PFOSA-I	8.76	24475	55459	0.000	4.440	0.0073					1760	308	1271068	1.000	1.0	bb
42	100	PFOSA-II	8.61	1617	55459	0.000	0.293	0.0073					120	308	1271068	1.000	1.0	db
43		PFOSA-SUM		26092	55459	0.000	4.733	0.0146						308	1271068	1.000	1.0	
44	100	PFOSA	8.76	27029	55459	5.000	4.903	0.0073	98.1				1760	308	1271068	1.000	1.0	MM
45	101	N-MeFOSA-I	10.15	4988	8417	0.000	5.289	0.0087		0.55	0.55	NO	1748	70	214729	1.000	1.0	db
46	101	N-MeFOSA-II	9.97	277	8417	0.000	0.294	0.0087		1.14	1.14	NO	100	70	214729	1.000	1.0	dd
47		N-MeFOSA-SUM		5265	8417	0.000	5.583	0.0175						70	214729	1.000	1.0	
48	101	N-MeFOSA	10.15	5414	8417	5.750	5.741	0.0087	99.8	0.53	0.53	NO	1748	70	214729	1.000	1.0	MM
49	102	N-EtFOSA-I	10.44	9702	8540	0.000	9.452	0.0079		0.55	0.55	NO	3500	75	236118	1.000	1.0	dd
50	102	N-EtFOSA-II	10.29	2107	8540	0.000	2.052	0.0079		1.28	1.28	NO	678	75	236118	1.000	1.0	dd
51		N-EtFOSA-SUM		11809	8540	0.000	11.504	0.0159						75	236118	1.000	1.0	
52	102	N-EtFOSA	10.44	12720	8540	12.500	12.392	0.0079	99.1	0.53	0.53	NO	3501	75	236118	1.000	1.0	MM
53	103	MeFOSAA-I	7.55	2263	13480	0.000	4.440	0.0074		2.01	2.01	NO	1803	37	398108	1.000	1.0	db
54	103	MeFOSAA-II	7.44	226	13480	0.000	0.444	0.0074		1.84	1.84	NO	181	37	398108	1.000	1.0	dd
55	103	MeFOSAA-III	7.37	29	13480	0.000	0.056	0.0074		0.29	0.29	NO	19	37	398108	1.000	1.0	dd
56		MeFOSAA-SUM		2518	13480	0.000	4.940	0.0223						37	398108	1.000	1.0	
57	103	MeFOSAA	7.55	2523	13480	5.000	4.950	0.0074	99.0	1.87	1.87	NO	1804	37	398108	1.000	1.0	MM
58	104	EtFOSAA-I	7.69	1749	10299	0.000	4.475	0.0125		1.24	1.24	NO	1033	50	316344	1.000	1.0	db
59	104	EtFOSAA-II	7.60	67	10299	0.000	0.171	0.0125		0.34	0.34	NO	34	50	316344	1.000	1.0	dd
60	104	EtFOSAA-III	7.54	33	10299	0.000	0.086	0.0125		0.63	0.63	NO	28	50	316344	1.000	1.0	dd
61		EtFOSAA-SUM		1849	10299	0.000	4.732	0.0376						50	316344	1.000	1.0	
62	104	EtFOSAA	7.69	1892	10299	5.000	4.843	0.0125	96.9	1.09	1.09	NO	1033	50	316344	1.000	1.0	MM
63	105	N-MeFOSE-I	10.04	272933	563024	0.000	43.974	0.0164					8008	838	13873846	1.000	1.0	db
64	105	N-MeFOSE-II	9.90	26273	563024	0.000	4.233	0.0164					654	838	13873846	1.000	1.0	dd
65	105	N-MeFOSE-III	9.83	16655	563024	0.000	2.683	0.0164					378	838	13873846	1.000	1.0	dd
66		N-MeFOSE-SUM		315861	563024	0.000	50.891	0.0493						838	13873846	1.000	1.0	
67	105	N-MeFOSE	10.04	314783	563024	50.000	50.717	0.0164	101.4				8007	838	13873846	1.000	1.0	MM
68	106	N-EtFOSE-I	10.33	246427	735931	0.000	28.142	0.0083					10337	649	19734524	1.000	1.0	db
69	106	N-EtFOSE-II	10.22	43618	735931	0.000	4.981	0.0083					1362	649	19734524	1.000	1.0	dd
70	106	N-EtFOSE-III	10.15	46122	735931	0.000	5.267	0.0083					1336	649	19734524	1.000	1.0	dd
71		N-EtFOSE-SUM		336167	735931	0.000	38.390	0.0249						649	19734524	1.000	1.0	
72	106	N-EtFOSE	10.33	333965	735931	37.500	38.139	0.0083	101.7				10332	649	19734524	1.000	1.0	MM

PV by TCH, SV by hh 10-Jun-21 Conc. & LOD unit = ng

Quantify Sample Report **MassLynx MassLynx V4.1 SCN909**
SGS Axys Analytical Services, Ltd.

Dataset: G:\Masslynx\Inst_L\PFAS\quanfile\FC1L_080-a6.qld

Last Altered: Wednesday, June 09, 2021 15:38:41 Pacific Daylight Time
Printed: Thursday, June 10, 2021 10:10:18 Pacific Daylight Time

ID: FC046E-CAL,, /01, Name: FC1L_080S19, Description: 1,,2uL, Date: 22-Feb-2021, Time: 12:51:57

#	IS#	Name	RT	Area	IS Area	Std. Conc	Conc.	LOD	%Rec	Ratio (Pred)	Ratio	Ratio Fail(Y/N)	S/N	Noise	IS Height	Sample size	F2	Flags
73	107	HFPO-DA	5.11	39447	75503	19.000	19.118	0.0025	100.6	2.87	2.87	NO	22337	61	2671512	1.000	1.0	bb
74	107	ADONA	5.61	254906	75503	20.000	19.246	0.0016	96.2	1.08	1.08	NO	26855	252	2671512	1.000	1.0	db
75	107	9Cl-PF3ONS	7.80	75649	75503	20.038	20.147	0.0043	100.5	3.20	3.20	NO	12943	193	2671512	1.000	1.0	bb
76	107	11Cl-PF3OUdS	8.37	39254	75503	20.032	19.354	0.0076	96.6	3.13	3.13	NO	6264	181	2671512	1.000	1.0	bb
77	85	3:3 FTCA	3.72	7897	96917	20.000	19.666	0.2285	98.3	1.75	1.75	NO	130	963	3052489	1.000	1.0	bb
78	86	5:3 FTCA	5.21	84311	38631	125.000	126.830	0.0628	101.5	1.20	1.20	NO	4907	501	1391004	1.000	1.0	bd
79	86	7:3 FTCA	6.72	48075	38631	125.000	123.939	0.1093	99.2	0.71	0.71	NO	1985	509	1391004	1.000	1.0	db
80	86	PFEESA	5.13	62472	38631	5.000	5.121	0.0009	102.4	9.28	9.28	NO	16083	131	1391004	1.000	1.0	bb
81	85	PFMPA	2.76	81601	96917	10.000	9.215	0.0069	92.2				1434	641	3052489	1.000	1.0	MM
82	85	PFMBA	4.60	55682	96917	5.000	4.724	0.0015	94.5				8719	186	3052489	1.000	1.0	bb
83	86	NFDHA	4.91	1389	38631	10.000	8.298	0.0250	83.0	0.94	0.94	NO	900	50	1391004	1.000	1.0	MM
84	108	13C4-PFBA	1.66	245774	105779	40.000	40.690	0.0019	101.7				61461	67	1819657	1.000	1.0	bb
85	109	13C5-PFPeA	4.34	96917	54956	20.000	21.453	0.0018	107.3				32832	93	1917989	1.000	1.0	bb
86	109	13C5-PFHxA	4.97	38631	54956	10.000	10.051	0.0010	100.5	23.32	23.32	NO	29839	47	1917989	1.000	1.0	bb
87	110	13C4-PFHpA	5.41	44855	13127	10.000	10.304	0.0027	103.0				14962	83	274934	1.000	1.0	bb
88	110	13C8-PFOA	6.08	49906	13127	10.000	10.200	0.0069	102.0				4399	235	274934	1.000	1.0	MM
89	111	13C9-PFNA	6.93	27045	23055	5.000	5.113	0.0009	102.3				17462	37	545744	1.000	1.0	bd
90	112	13C6-PFDA	7.48	27037	25478	5.000	5.273	0.0018	105.5				8951	87	731756	1.000	1.0	bb
91	112	13C7-PFUnA	7.81	31143	25478	5.000	5.597	0.0039	111.9				5230	209	731756	1.000	1.0	bb
92	112	13C2-PFDoA	8.07	23338	25478	5.000	4.872	0.0014	97.4				10807	62	731756	1.000	1.0	bb
93	112	13C2-PFTeDA	8.72	21082	25478	5.000	5.018	0.0025	100.4				4904	101	731756	1.000	1.0	bb
94	113	13C3-PFBS	4.91	39068	27825	10.030	11.292	0.0007	112.6	2.73	2.73	NO	85726	15	560450	1.000	1.0	bb
95	113	13C3-PFHxS	6.16	31916	27825	10.015	10.111	0.0054	101.0	2.38	2.38	NO	5774	114	560450	1.000	1.0	bb
96	114	13C8-PFOS	7.57	29481	31642	10.062	10.260	0.0048	102.0	2.33	2.33	NO	6375	133	919692	1.000	1.0	bb
97	115	13C2-4:2 FTS	4.86	14538	13914	20.168	19.087	0.0246	94.6	1.62	1.62	NO	3254	157	349574	1.000	1.0	MM
98	115	13C2-6:2 FTS	5.81	11641	13914	19.998	18.419	0.0157	92.1	1.88	1.88	NO	3445	83	349574	1.000	1.0	bd
99	115	13C2-8:2 FTS	7.30	19315	13914	20.040	19.317	0.0327	96.4	3.76	3.76	NO	1902	274	349574	1.000	1.0	dd
100	114	13C8-PFOSA	8.76	55459	31642	10.000	9.645	0.0078	96.5				2920	435	919692	1.000	1.0	MM
101	114	D3-N-MeFOSA	10.15	8417	31642	10.000	9.556	0.0224	95.6				1125	191	919692	1.000	1.0	bb
102	114	D5-N-EtFOSA	10.43	8540	31642	10.000	9.676	0.0195	96.8				1416	167	919692	1.000	1.0	bb
103	115	D3-MeFOSAA	7.55	13480	13914	22.500	20.287	0.0050	90.2				14366	28	349574	1.000	1.0	dd
104	115	D5-EtFOSAA	7.69	10299	13914	20.000	18.883	0.0125	94.4				5547	57	349574	1.000	1.0	bb
105	114	D7-N-MeFOSE	10.02	563024	31642	100.000	96.127	0.0134	96.1				18308	758	919692	1.000	1.0	bb
106	114	D9-N-EtFOSE	10.31	735931	31642	100.000	97.137	0.0186	97.1				14454	1365	919692	1.000	1.0	bb
107	109	13C3-HFPO-DA	5.11	75503	54956	40.000	42.106	0.0014	105.3	2.64	2.64	NO	93945	28	1917989	1.000	1.0	bb
108		13C3-PFBA	1.66	105779		20.000	21.487	0.0121	107.4				5318	342		1.000	1.0	bb

PV by TCH, SV by hh 10-Jun-21 Conc. & LOD unit = ng

Quantify Sample Report **MassLynx MassLynx V4.1 SCN909**
SGS Axys Analytical Services, Ltd.

Dataset: G:\Masslynx\Inst_L\PFAS\quanfile\FC1L_080-a6.qld

Last Altered: Wednesday, June 09, 2021 15:38:41 Pacific Daylight Time
Printed: Thursday, June 10, 2021 10:10:18 Pacific Daylight Time

ID: FC046E-CAL,, /01, Name: FC1L_080S19, Description: 1,,2uL, Date: 22-Feb-2021, Time: 12:51:57

#	IS#	Name	RT	Area	IS Area	Std. Conc	Conc.	LOD	%Rec	Ratio (Pred)	Ratio	Ratio Fail(Y/N)	S/N	Noise	IS Height	Sample size	F2	Flags
109		13C2-PFHxA	4.97	54956		10.000	10.057	0.0005	100.6	35.50	35.50	NO	55508	35		1.000	1.0	bb
110		13C4-PFOA	6.08	13127		10.000	9.998	0.0022	100.0				13661	20		1.000	1.0	bb
111		13C5-PFNA	6.93	23055		5.000	4.983	0.0051	99.7				2947	185		1.000	1.0	bd
112		13C2-PFDA	7.48	25478		5.000	4.936	0.0014	98.7				10890	67		1.000	1.0	bb
113		18O2-PFHxS	6.16	27825		10.050	9.786	0.0196	97.4				1499	374		1.000	1.0	bb
114		13C4-PFOS	7.57	31642		10.150	10.249	0.0019	101.0	2.17	2.17	NO	15989	58		1.000	1.0	bb
115		13C2-D4-6:2 FTS	5.80	13914		20.000	21.698	0.0046	108.5	2.50	2.50	NO	14293	24		1.000	1.0	bb

PV by TCH, SV by hh 10-Jun-21 Conc. & LOD unit = ng

Quantify Sample Report **MassLynx MassLynx V4.1 SCN909**
SGS Axys Analytical Services, Ltd.

Dataset: G:\Masslynx\Inst_L\PFAS\quanfile\FC1L_080-a6.qld

Last Altered: Wednesday, June 09, 2021 15:38:41 Pacific Daylight Time
Printed: Thursday, June 10, 2021 10:10:18 Pacific Daylight Time

ID: FC046F-CAL,, /01, Name: FC1L_080S20, Description: 1,,2uL, Date: 22-Feb-2021, Time: 13:04:54

PFBA

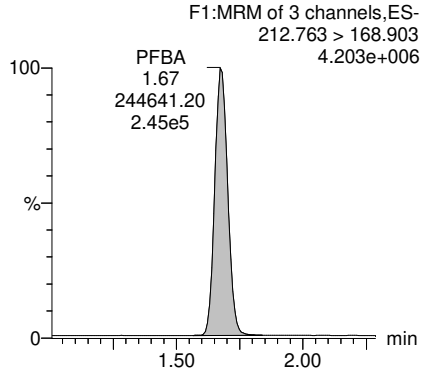

PFPeA

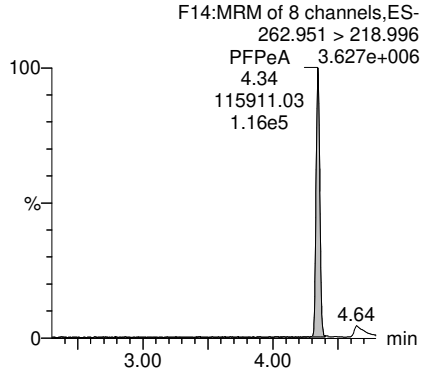

PFHxA

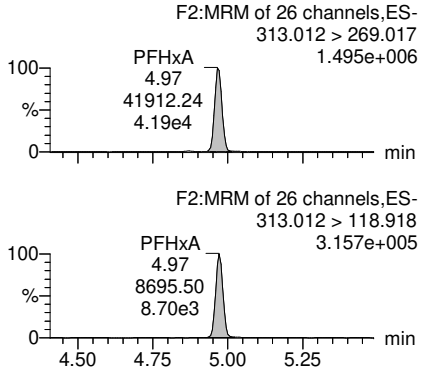

PFHpA

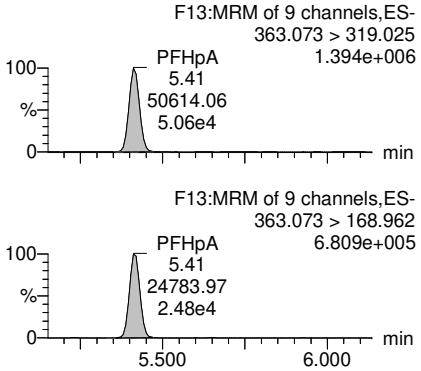

PFOA-I

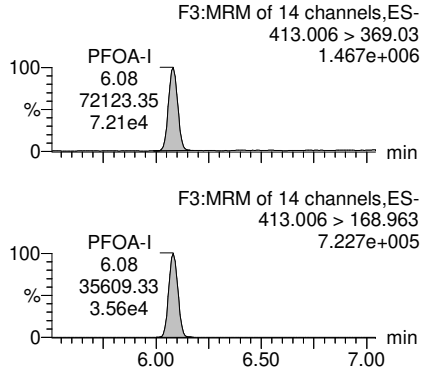

PFOA-II

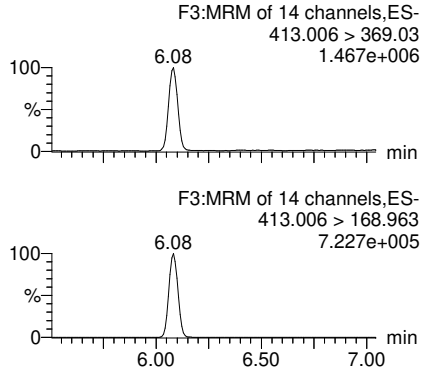

PFOA-III

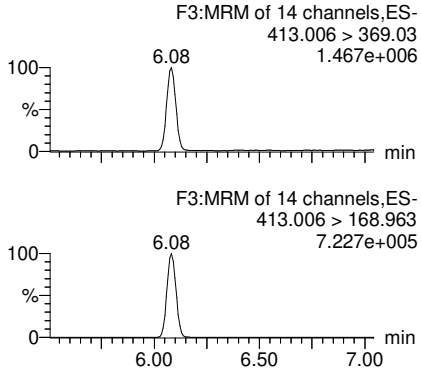

PFOA-IV

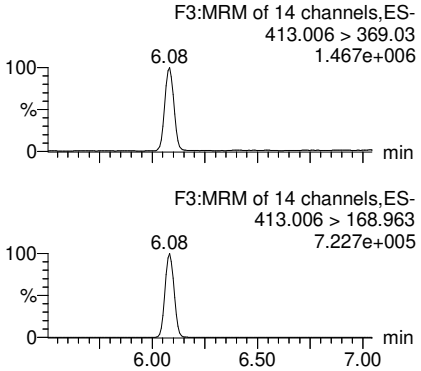

PV by TCH, SV by hh 10-Jun-21 Conc. & LOD unit = ng

Quantify Sample Report **MassLynx MassLynx V4.1 SCN909**
SGS Axys Analytical Services, Ltd.

Dataset: G:\Masslynx\Inst_L\PFAS\quanfile\FC1L_080-a6.qld

Last Altered: Wednesday, June 09, 2021 15:38:41 Pacific Daylight Time
Printed: Thursday, June 10, 2021 10:10:18 Pacific Daylight Time

ID: FC046F-CAL,, /01, Name: FC1L_080S20, Description: 1,,2uL, Date: 22-Feb-2021, Time: 13:04:54

PFOA-SUM

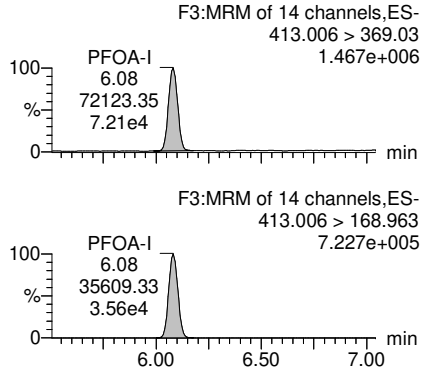

PFOA

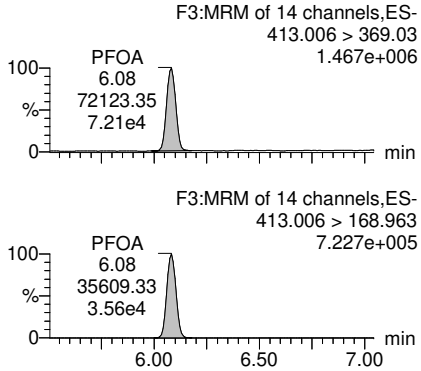

PFNA-I

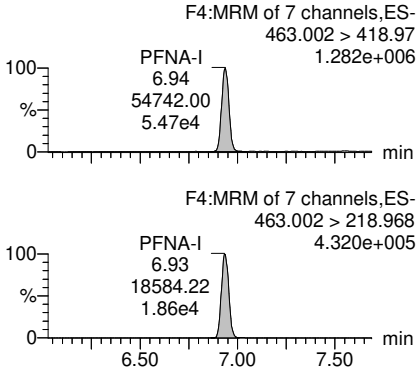

PFNA-II

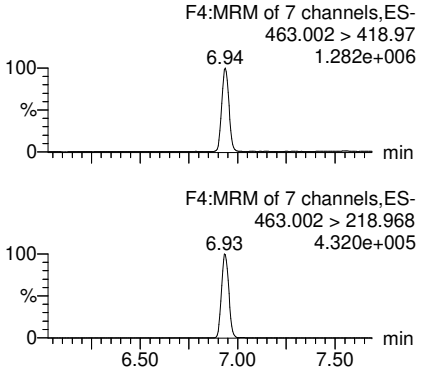

PFNA-III

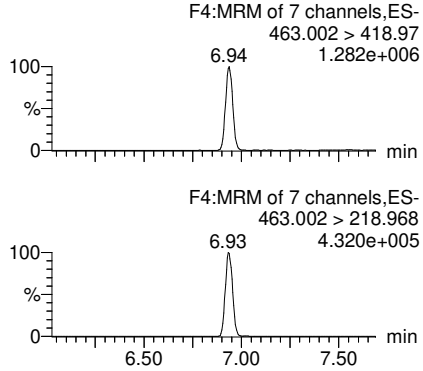

PFNA-SUM

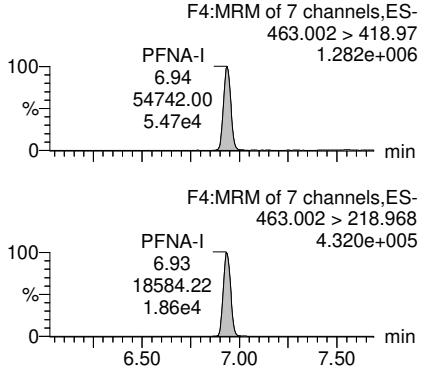

PFNA

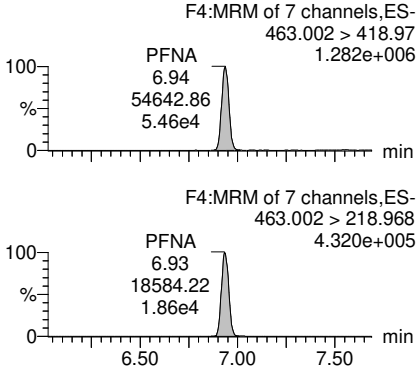

PFDA

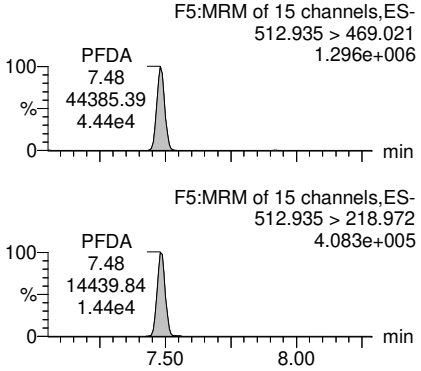

PV by TCH, SV by hh 10-Jun-21 Conc. & LOD unit = ng

Quantify Sample Report **MassLynx MassLynx V4.1 SCN909**
SGS Axys Analytical Services, Ltd.

Dataset: G:\Masslynx\Inst_L\PFAS\quanfile\FC1L_080-a6.qld

Last Altered: Wednesday, June 09, 2021 15:38:41 Pacific Daylight Time
Printed: Thursday, June 10, 2021 10:10:18 Pacific Daylight Time

ID: FC046F-CAL,, /01, Name: FC1L_080S20, Description: 1,,2uL, Date: 22-Feb-2021, Time: 13:04:54

PFUnA

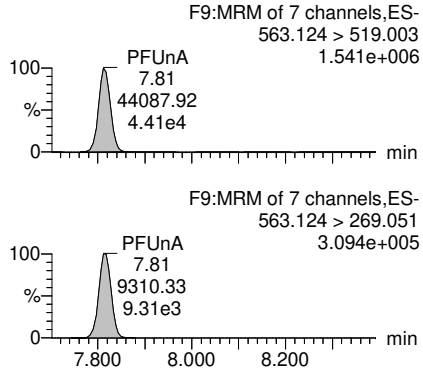

PFDoA

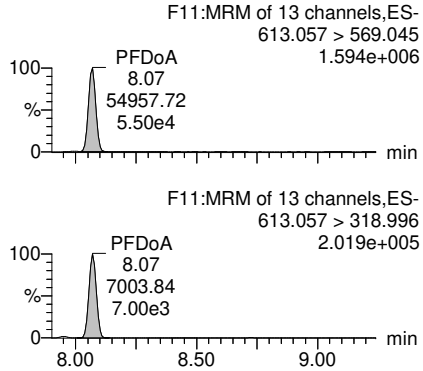

PFTrDA

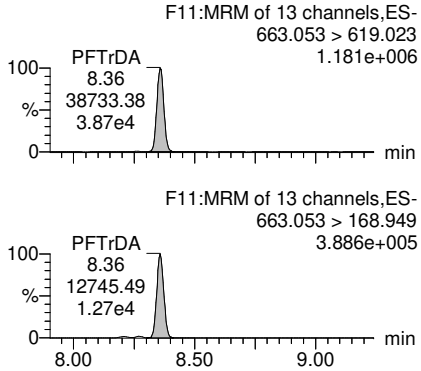

PFTeDA

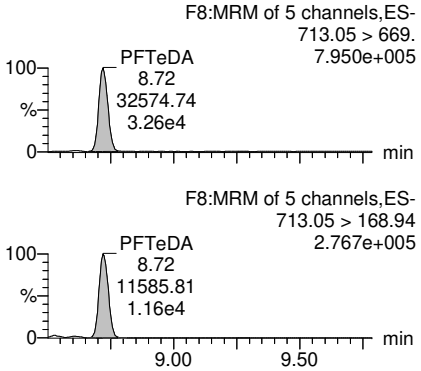

PFBS

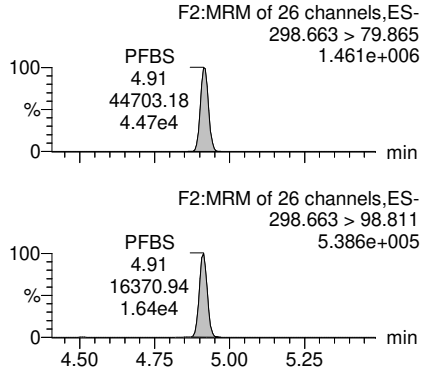

PFPeS

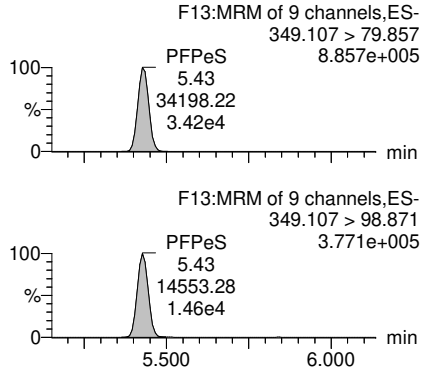

PFHxS-I

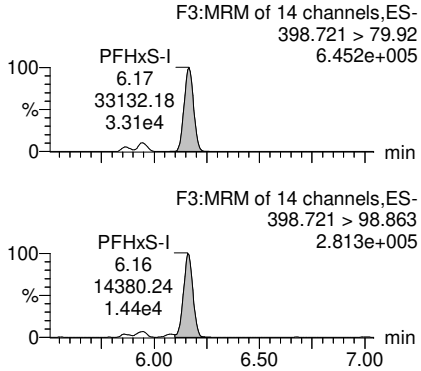

PFHxS-II

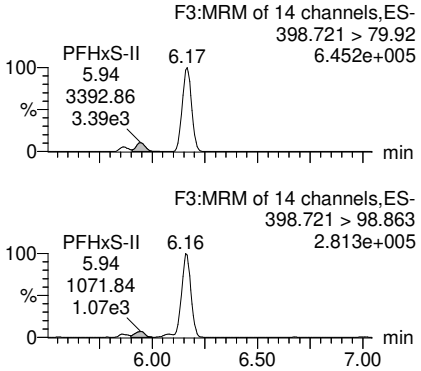

PV by TCH, SV by hh 10-Jun-21 Conc. & LOD unit = ng

Quantify Sample Report **MassLynx MassLynx V4.1 SCN909**
SGS Axys Analytical Services, Ltd.

Dataset: G:\Masslynx\Inst_L\PFAS\quanfile\FC1L_080-a6.qld

Last Altered: Wednesday, June 09, 2021 15:38:41 Pacific Daylight Time
Printed: Thursday, June 10, 2021 10:10:18 Pacific Daylight Time

ID: FC046F-CAL,, /01, Name: FC1L_080S20, Description: 1,,2uL, Date: 22-Feb-2021, Time: 13:04:54

PFHxS-III

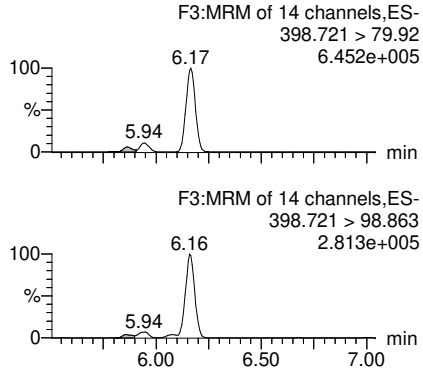

PFHxS-SUM

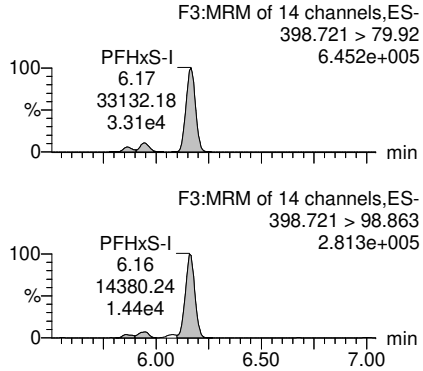

PFHxS

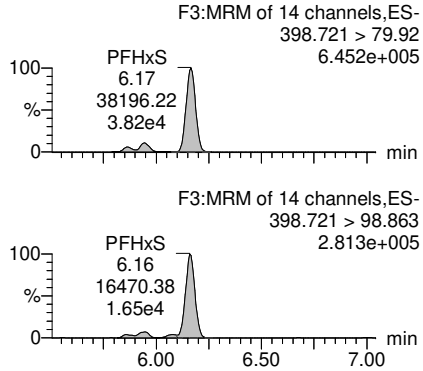

PFHpS

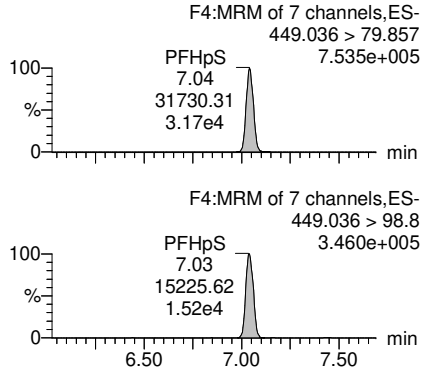

PFOS-I

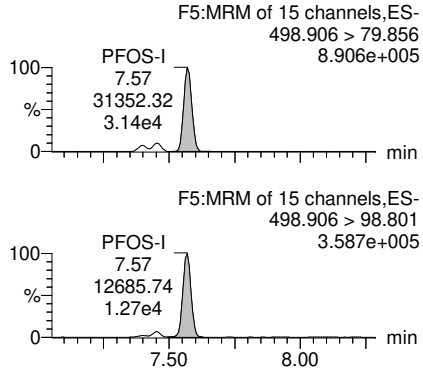

PFOS-II

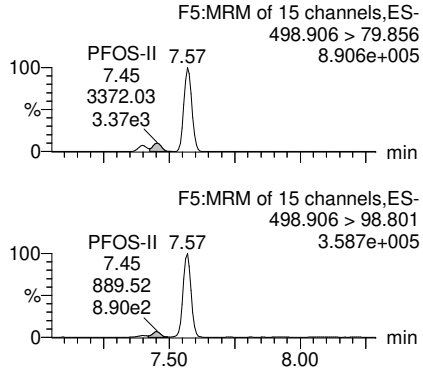

PFOS-III

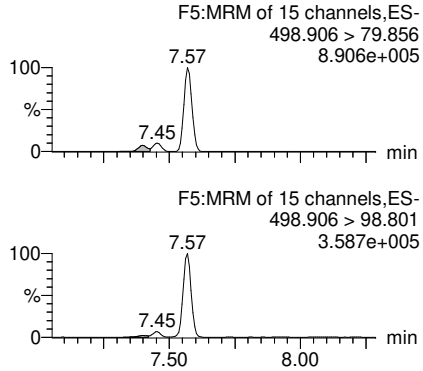

PFOS-IV

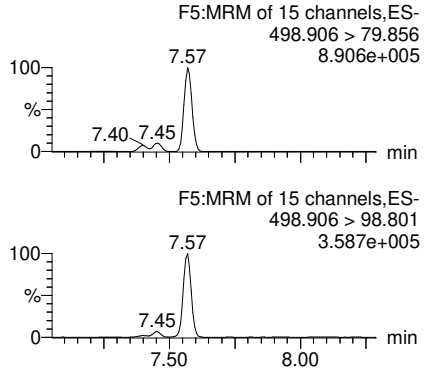

PV by TCH, SV by hh 10-Jun-21 Conc. & LOD unit = ng

Quantify Sample Report **MassLynx MassLynx V4.1 SCN909**
SGS Axys Analytical Services, Ltd.

Dataset: G:\Masslynx\Inst_L\PFAS\quanfile\FC1L_080-a6.qld

Last Altered: Wednesday, June 09, 2021 15:38:41 Pacific Daylight Time
Printed: Thursday, June 10, 2021 10:10:18 Pacific Daylight Time

ID: FC046F-CAL,, /01, Name: FC1L_080S20, Description: 1,,2uL, Date: 22-Feb-2021, Time: 13:04:54

PFOS-SUM

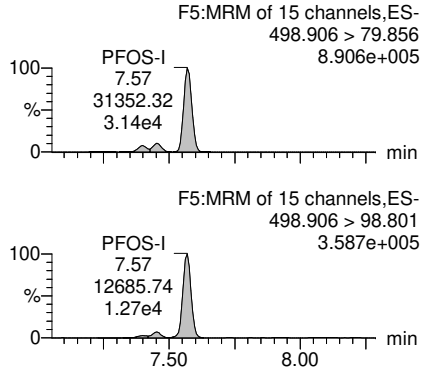

PFOS

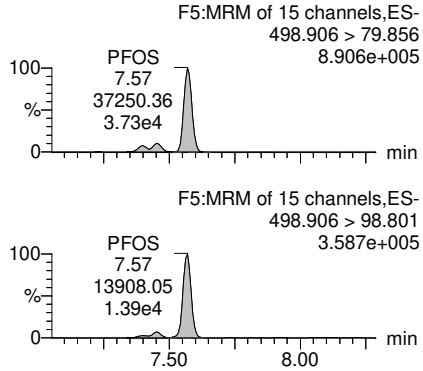

PFNS

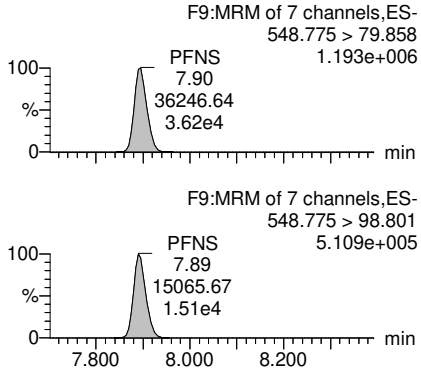

PFDS

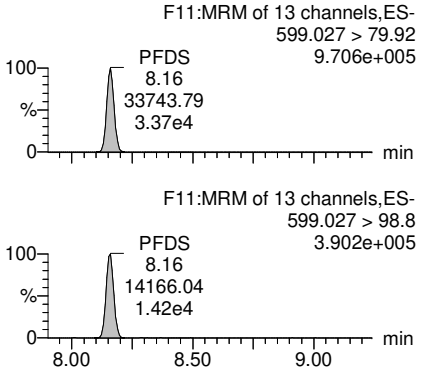

PFDoS

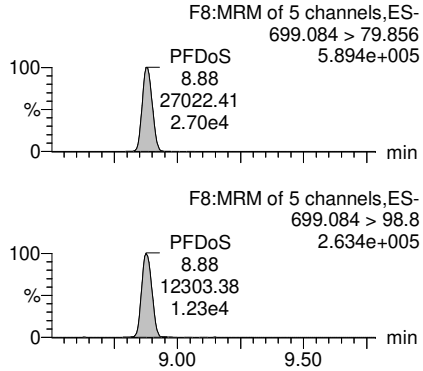

4:2 FTS

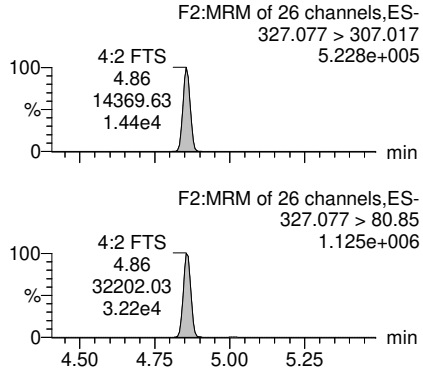

6:2 FTS

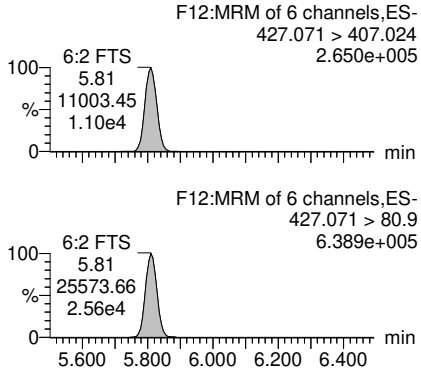

8:2 FTS

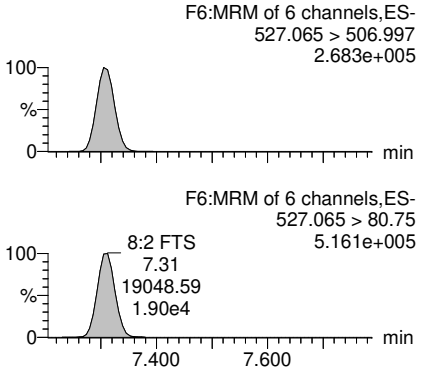

PV by TCH, SV by hh 10-Jun-21 Conc. & LOD unit = ng

Quantify Sample Report **MassLynx MassLynx V4.1 SCN909**
SGS Axys Analytical Services, Ltd.

Dataset: G:\Masslynx\Inst_L\PFAS\quanfile\FC1L_080-a6.qld

Last Altered: Wednesday, June 09, 2021 15:38:41 Pacific Daylight Time
Printed: Thursday, June 10, 2021 10:10:18 Pacific Daylight Time

ID: FC046F-CAL,, /01, Name: FC1L_080S20, Description: 1,,2uL, Date: 22-Feb-2021, Time: 13:04:54

PFOSA-I

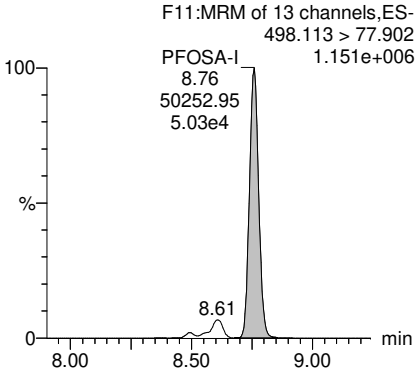

PFOSA-II

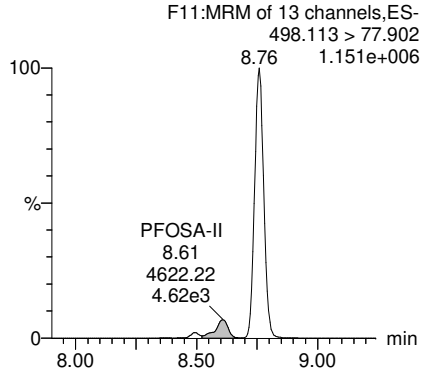

PFOSA-SUM

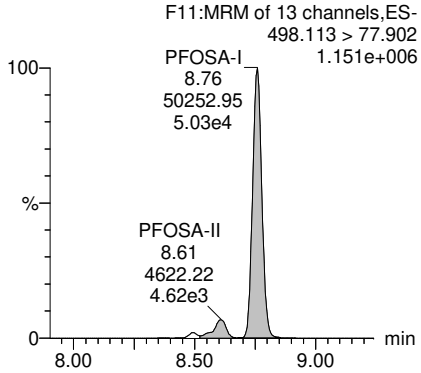

PFOSA

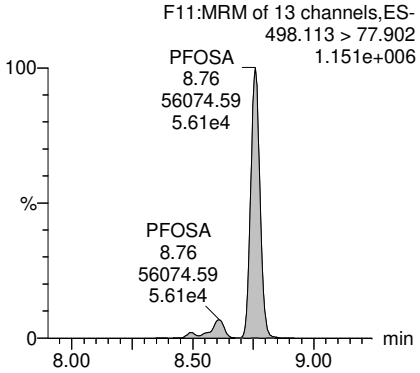

N-MeFOSA-I

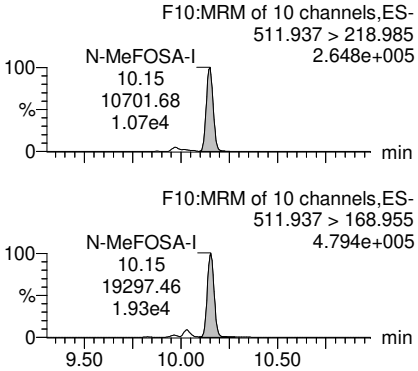

N-MeFOSA-II

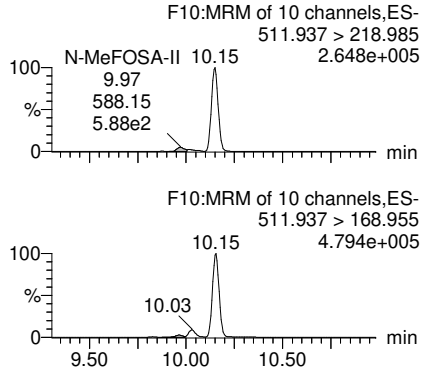

N-MeFOSA-SUM

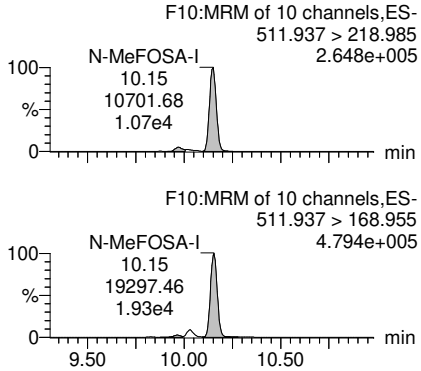

N-MeFOSA

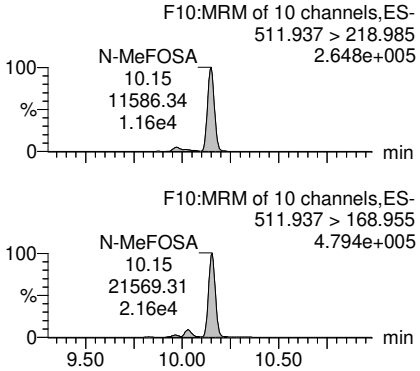

PV by TCH, SV by hh 10-Jun-21 Conc. & LOD unit = ng

Quantify Sample Report **MassLynx MassLynx V4.1 SCN909**
SGS Axys Analytical Services, Ltd.

Dataset: G:\Masslynx\Inst_L\PFAS\quanfile\FC1L_080-a6.qld

Last Altered: Wednesday, June 09, 2021 15:38:41 Pacific Daylight Time
Printed: Thursday, June 10, 2021 10:10:18 Pacific Daylight Time

ID: FC046F-CAL,, /01, Name: FC1L_080S20, Description: 1,,2uL, Date: 22-Feb-2021, Time: 13:04:54

N-EtFOSA-I

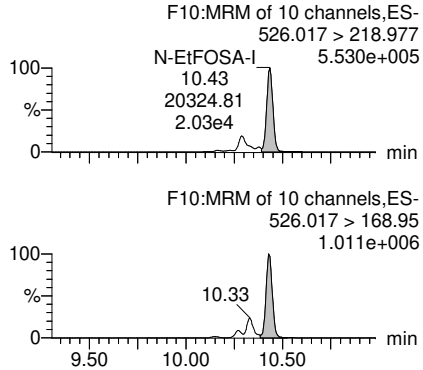

N-EtFOSA-II

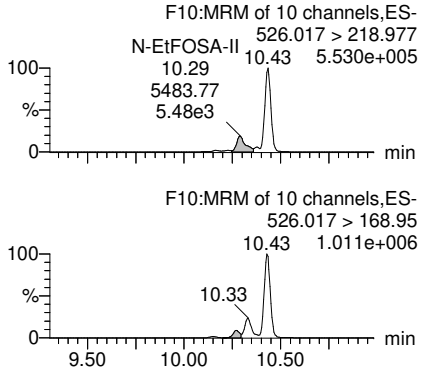

N-EtFOSA-SUM

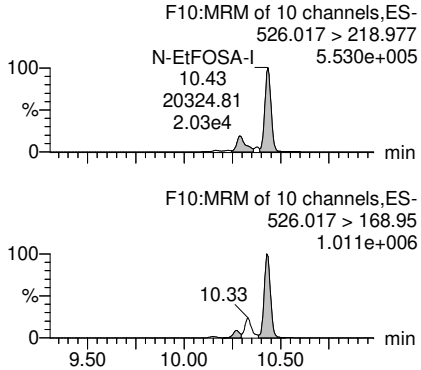

N-EtFOSA

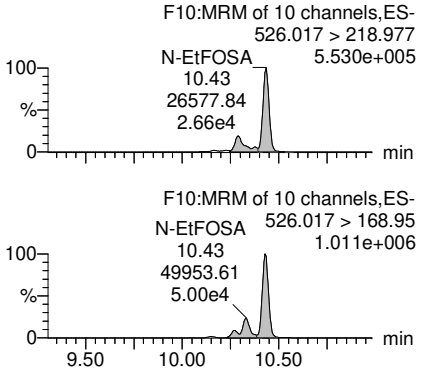

MeFOSAA-I

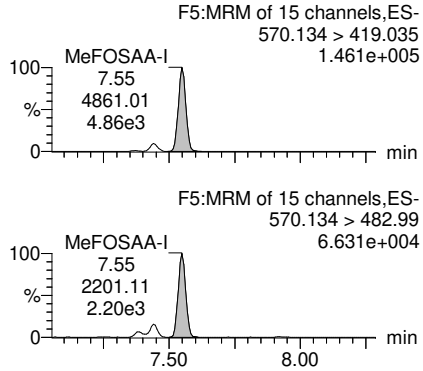

MeFOSAA-II

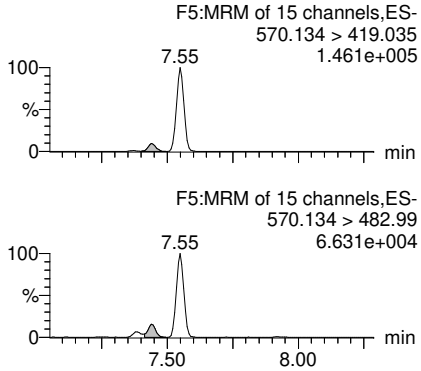

MeFOSAA-III

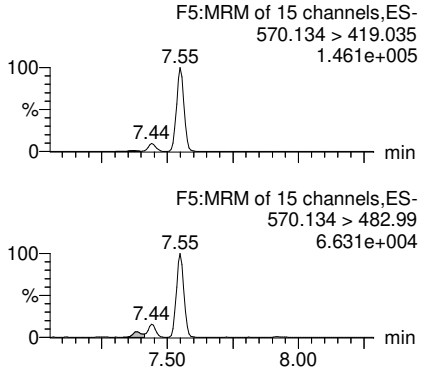

MeFOSAA-SUM

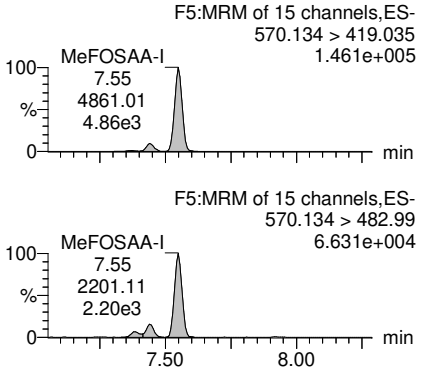

PV by TCH, SV by hh 10-Jun-21 Conc. & LOD unit = ng

Quantify Sample Report **MassLynx MassLynx V4.1 SCN909**
SGS Axys Analytical Services, Ltd.

Dataset: G:\Masslynx\Inst_L\PFAS\quanfile\FC1L_080-a6.qld

Last Altered: Wednesday, June 09, 2021 15:38:41 Pacific Daylight Time
Printed: Thursday, June 10, 2021 10:10:18 Pacific Daylight Time

ID: FC046F-CAL,, /01, Name: FC1L_080S20, Description: 1,,2uL, Date: 22-Feb-2021, Time: 13:04:54

MeFOSAA

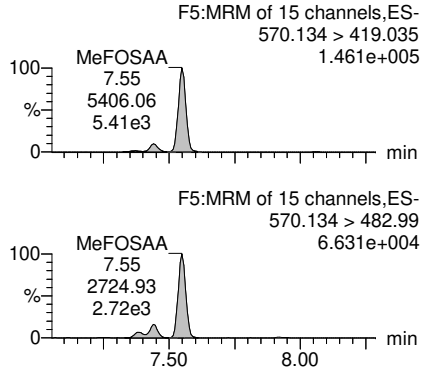

EtFOSAA-I

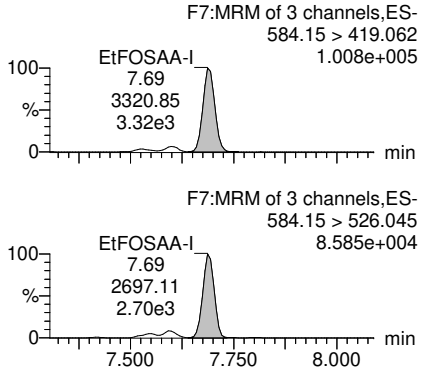

EtFOSAA-II

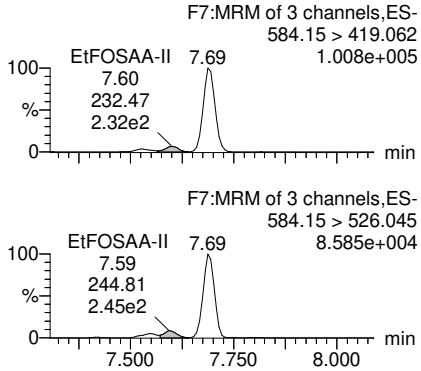

EtFOSAA-III

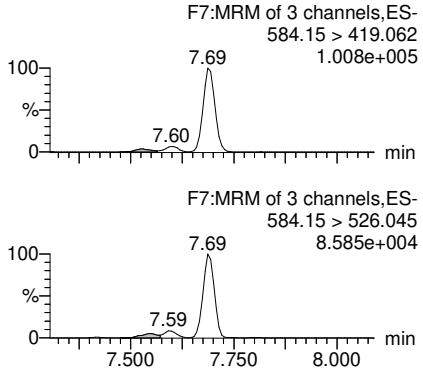

EtFOSAA-SUM

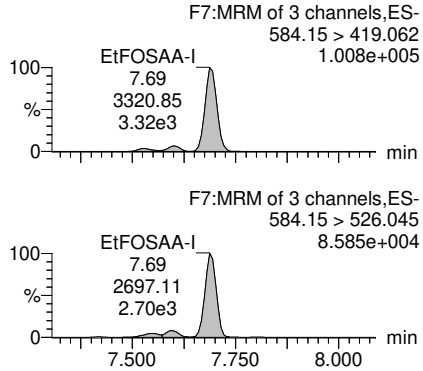

EtFOSAA

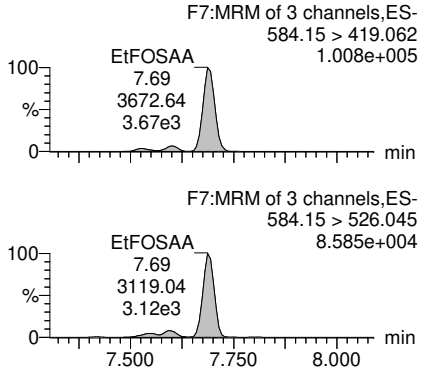

N-MeFOSE-I

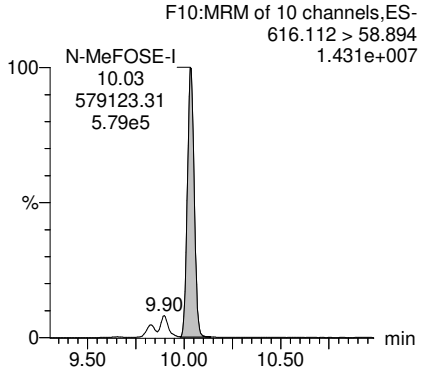

N-MeFOSE-II

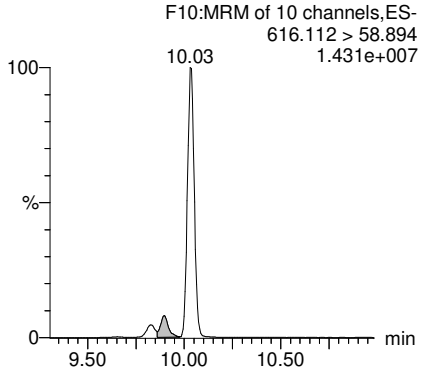

PV by TCH, SV by hh 10-Jun-21 Conc. & LOD unit = ng

Quantify Sample Report **MassLynx MassLynx V4.1 SCN909**
SGS Axys Analytical Services, Ltd.

Dataset: G:\Masslynx\Inst_L\PFAS\quanfile\FC1L_080-a6.qld

Last Altered: Wednesday, June 09, 2021 15:38:41 Pacific Daylight Time
Printed: Thursday, June 10, 2021 10:10:18 Pacific Daylight Time

ID: FC046F-CAL,, /01, Name: FC1L_080S20, Description: 1,,2uL, Date: 22-Feb-2021, Time: 13:04:54

N-MeFOSE-III

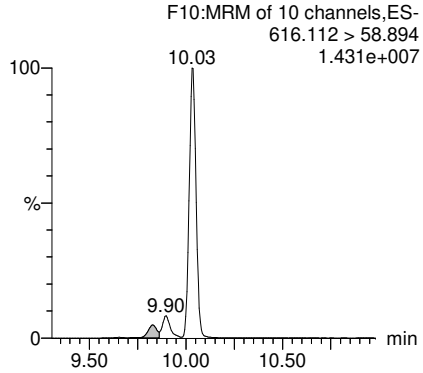

N-MeFOSE-SUM

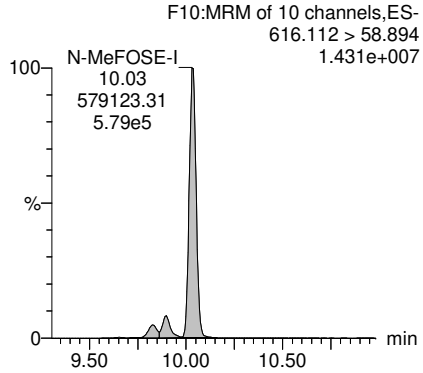

N-MeFOSE

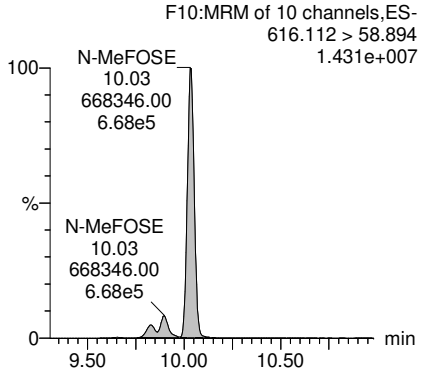

N-EtFOSE-I

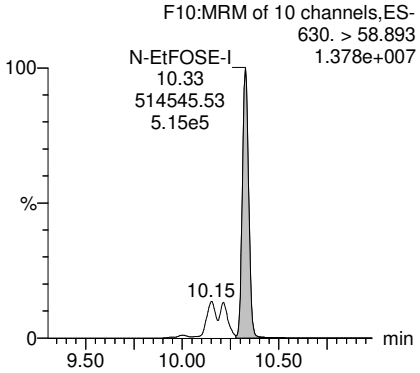

N-EtFOSE-II

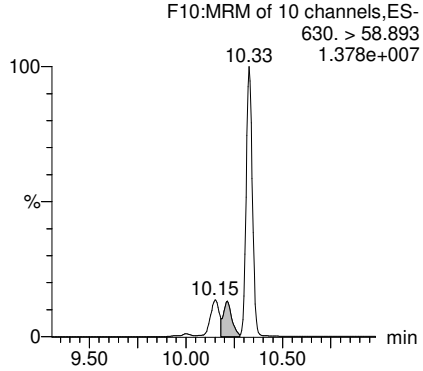

N-EtFOSE-III

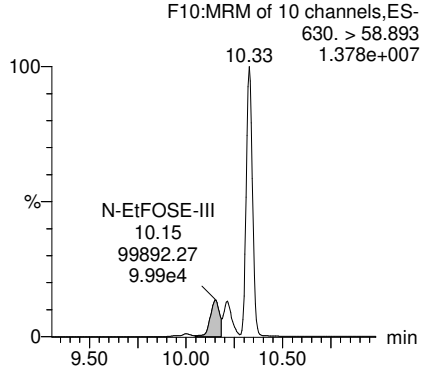

N-EtFOSE-SUM

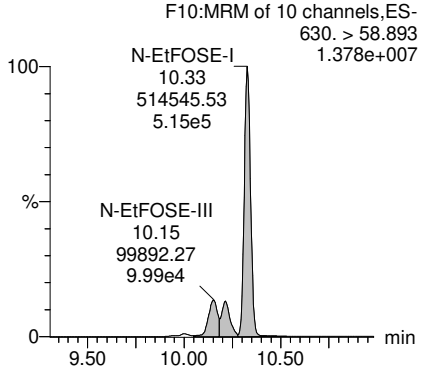

N-EtFOSE

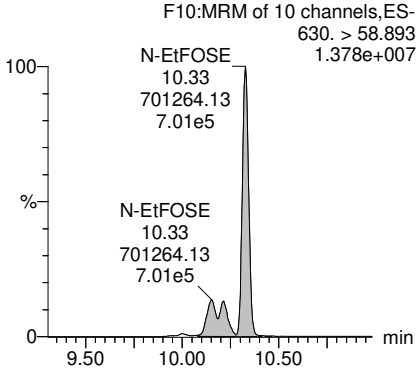

PV by TCH, SV by hh 10-Jun-21 Conc. & LOD unit = ng

Quantify Sample Report **MassLynx MassLynx V4.1 SCN909**
SGS Axys Analytical Services, Ltd.

Dataset: G:\Masslynx\Inst_L\PFAS\quanfile\FC1L_080-a6.qld

Last Altered: Wednesday, June 09, 2021 15:38:41 Pacific Daylight Time
Printed: Thursday, June 10, 2021 10:10:18 Pacific Daylight Time

ID: FC046F-CAL,, /01, Name: FC1L_080S20, Description: 1,,2uL, Date: 22-Feb-2021, Time: 13:04:54

HFPO-DA

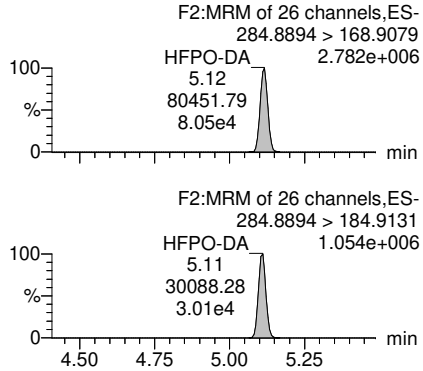

ADONA

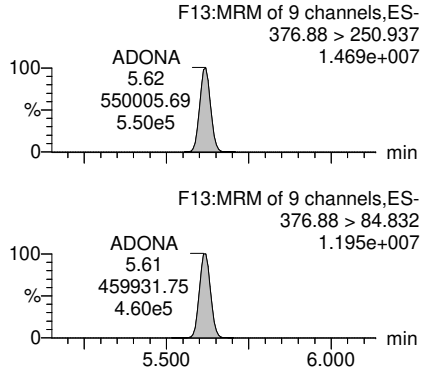

9Cl-PF3ONS

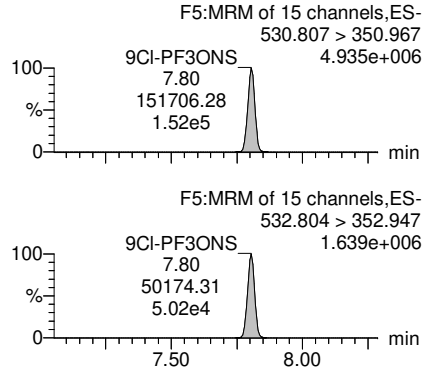

11Cl-PF3OUdS

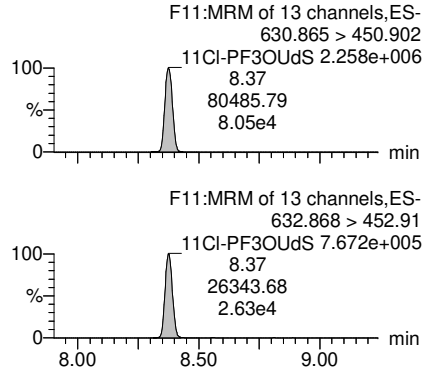

3:3 FTCA

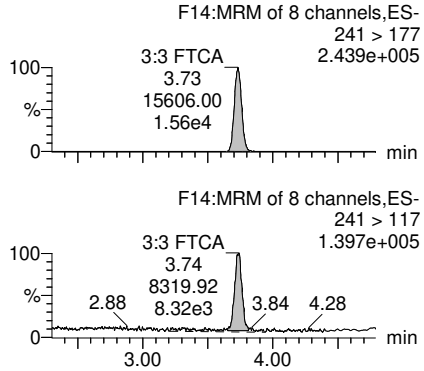

5:3 FTCA

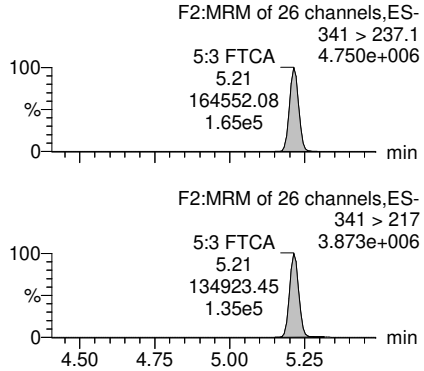

7:3 FTCA

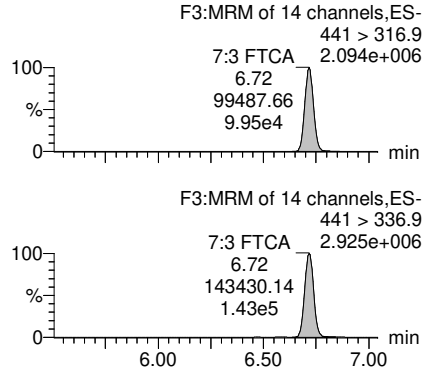

PFEESA

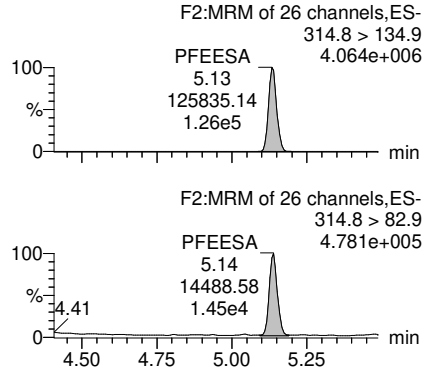

PV by TCH, SV by hh 10-Jun-21 Conc. & LOD unit = ng

Quantify Sample Report **MassLynx MassLynx V4.1 SCN909**
SGS Axys Analytical Services, Ltd.

Dataset: G:\Masslynx\Inst_L\PFAS\quanfile\FC1L_080-a6.qld

Last Altered: Wednesday, June 09, 2021 15:38:41 Pacific Daylight Time
Printed: Thursday, June 10, 2021 10:10:18 Pacific Daylight Time

ID: FC046F-CAL,, /01, Name: FC1L_080S20, Description: 1,,2uL, Date: 22-Feb-2021, Time: 13:04:54

PFMPA

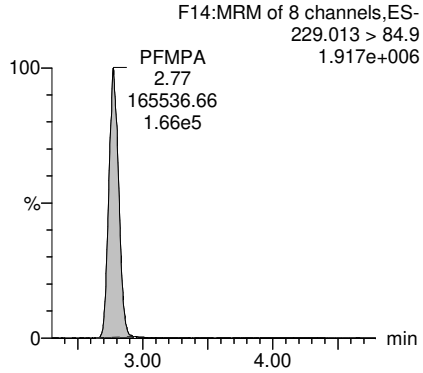

PFMBA

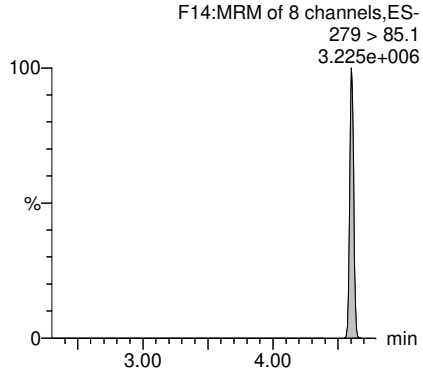

NFDHA

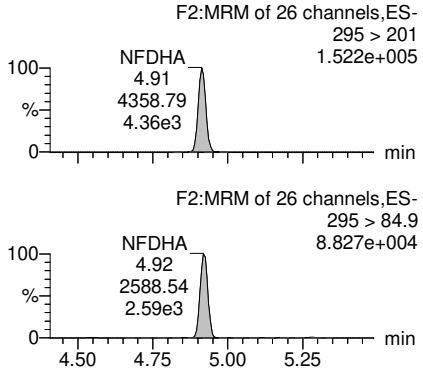

13C4-PFBA

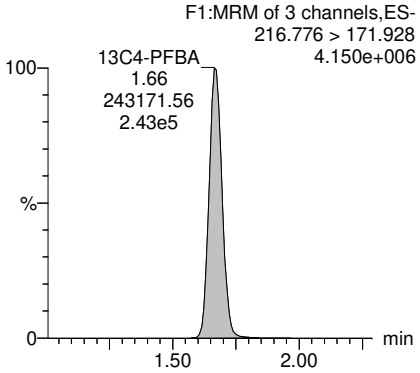

13C5-PFPeA

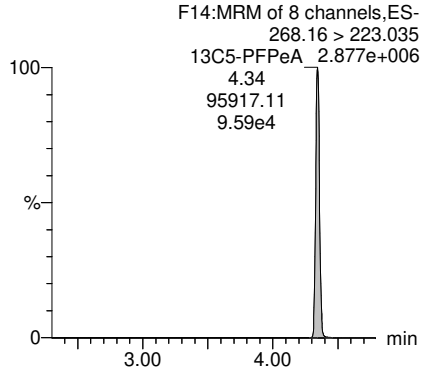

13C5-PFHxA

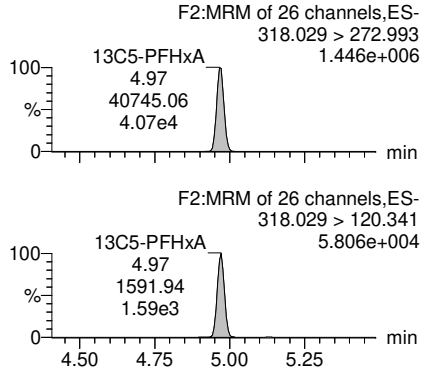

13C4-PFHpA

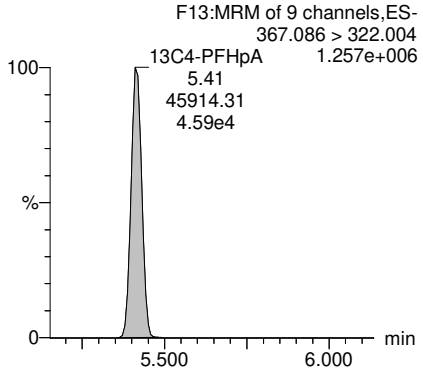

13C8-PFOA

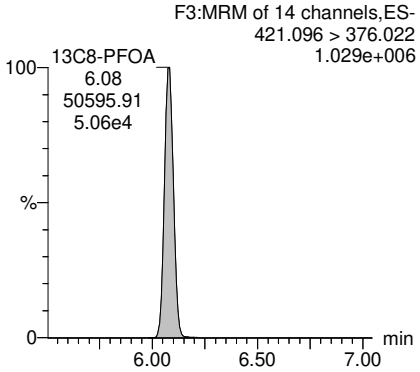

PV by TCH, SV by hh 10-Jun-21 Conc. & LOD unit = ng

Quantify Sample Report **MassLynx MassLynx V4.1 SCN909**
SGS Axys Analytical Services, Ltd.

Dataset: G:\Masslynx\Inst_L\PFAS\quanfile\FC1L_080-a6.qld

Last Altered: Wednesday, June 09, 2021 15:38:41 Pacific Daylight Time
Printed: Thursday, June 10, 2021 10:10:18 Pacific Daylight Time

ID: FC046F-CAL,, /01, Name: FC1L_080S20, Description: 1,,2uL, Date: 22-Feb-2021, Time: 13:04:54

13C9-PFNA

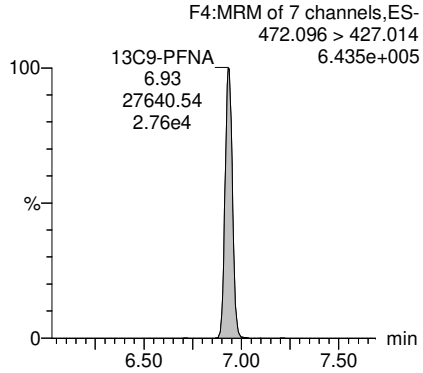

13C6-PFDA

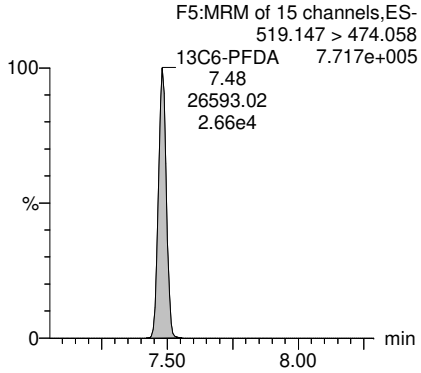

13C7-PFUnA

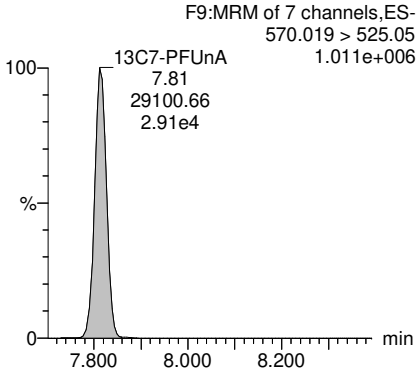

13C2-PFDoA

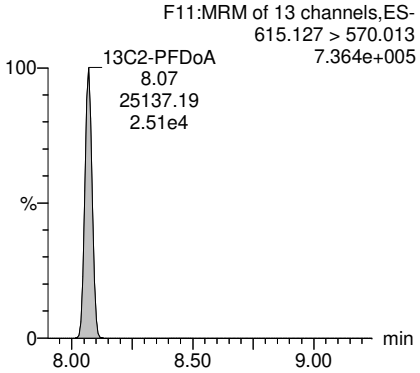

13C2-PFTeDA

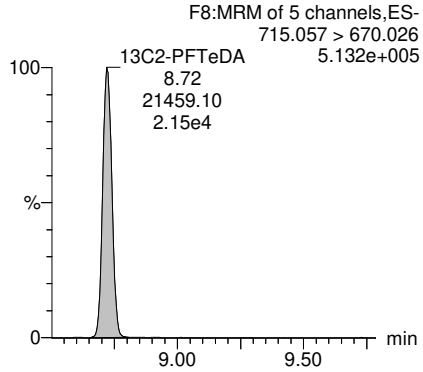

13C3-PFBS

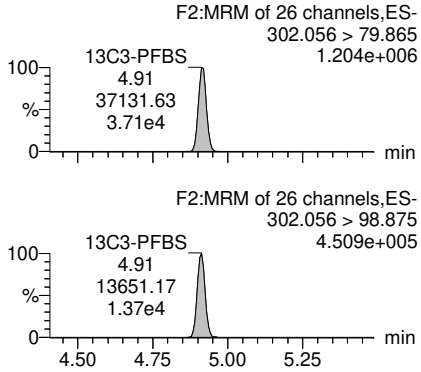

13C3-PFHxS

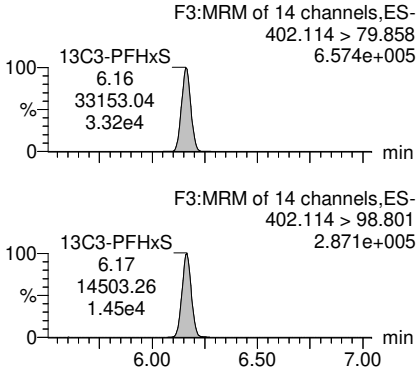

13C8-PFOS

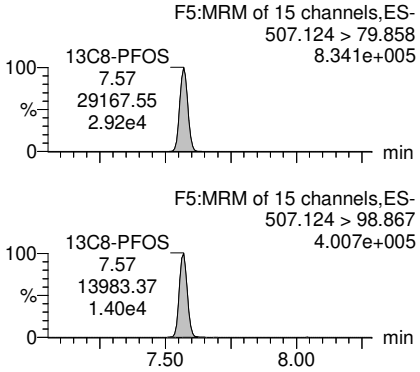

PV by TCH, SV by hh 10-Jun-21 Conc. & LOD unit = ng

Quantify Sample Report **MassLynx MassLynx V4.1 SCN909**
SGS Axys Analytical Services, Ltd.

Dataset: G:\Masslynx\Inst_L\PFAS\quanfile\FC1L_080-a6.qld

Last Altered: Wednesday, June 09, 2021 15:38:41 Pacific Daylight Time
Printed: Thursday, June 10, 2021 10:10:18 Pacific Daylight Time

ID: FC046F-CAL,, /01, Name: FC1L_080S20, Description: 1,,2uL, Date: 22-Feb-2021, Time: 13:04:54

13C2-4:2 FTS

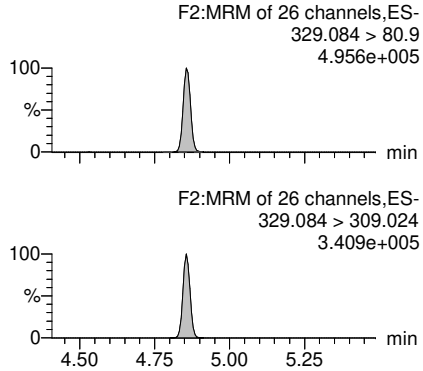

13C2-6:2 FTS

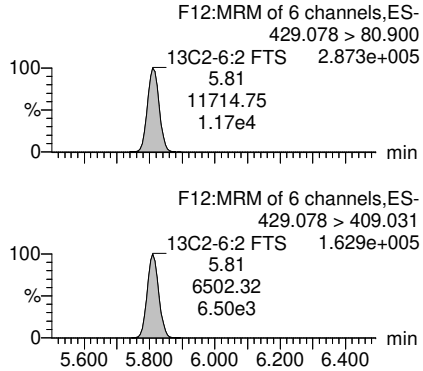

13C2-8:2 FTS

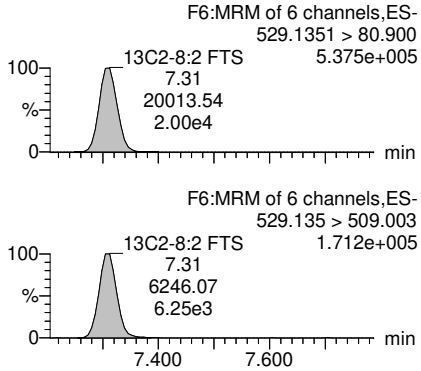

13C8-PFOSA

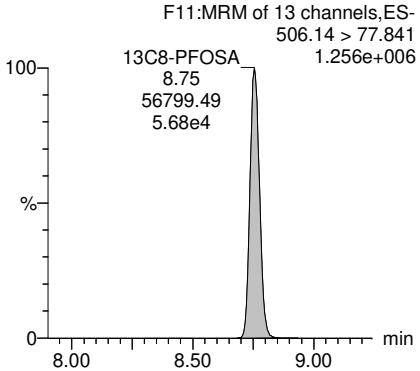

D3-N-MeFOSA

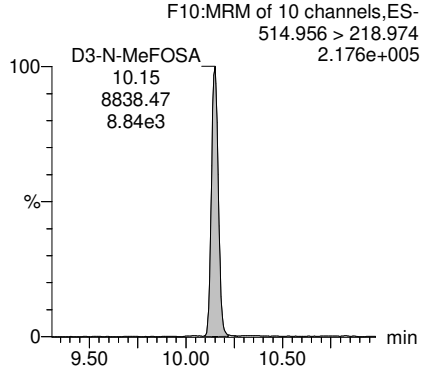

D5-N-EtFOSA

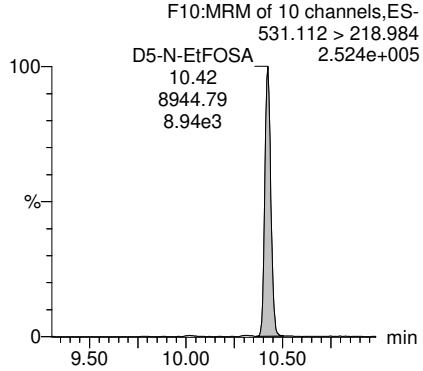

D3-MeFOSAA

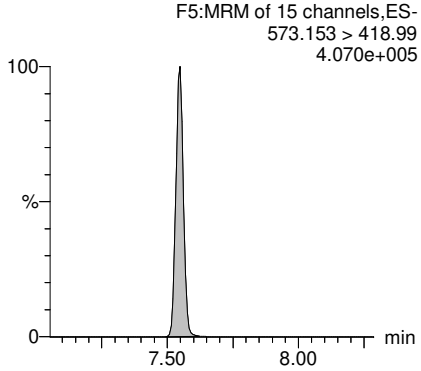

D5-EtFOSAA

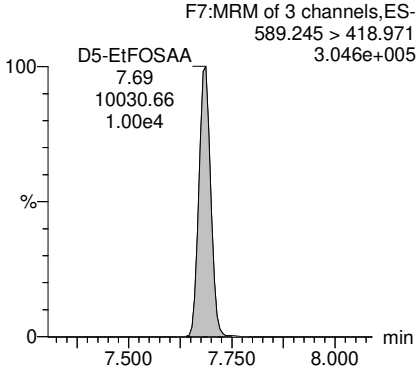

PV by TCH, SV by hh 10-Jun-21 Conc. & LOD unit = ng

Quantify Sample Report **MassLynx MassLynx V4.1 SCN909**
SGS Axys Analytical Services, Ltd.

Dataset: G:\Masslynx\Inst_L\PFAS\quanfile\FC1L_080-a6.qld

Last Altered: Wednesday, June 09, 2021 15:38:41 Pacific Daylight Time
Printed: Thursday, June 10, 2021 10:10:18 Pacific Daylight Time

ID: FC046F-CAL,, /01, Name: FC1L_080S20, Description: 1,,2uL, Date: 22-Feb-2021, Time: 13:04:54

D7-N-MeFOSE

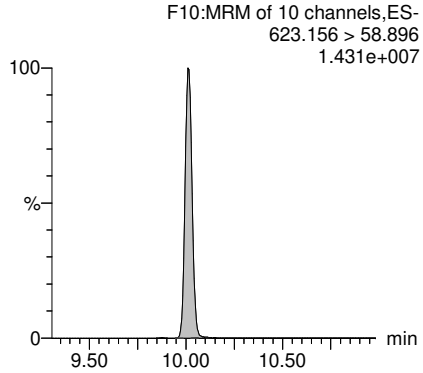

D9-N-EtFOSE

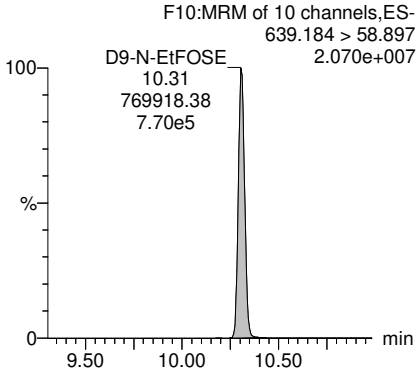

13C3-HFPO-DA

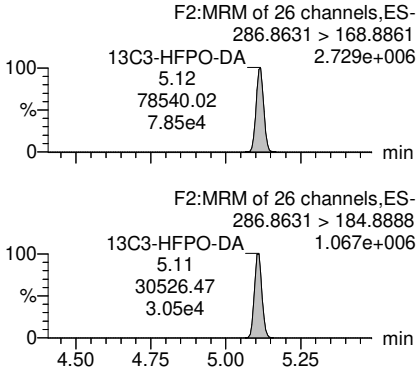

13C3-PFBA

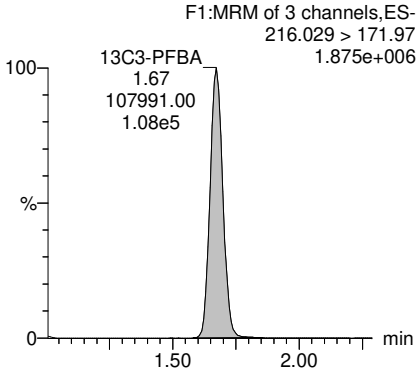

13C2-PFHxA

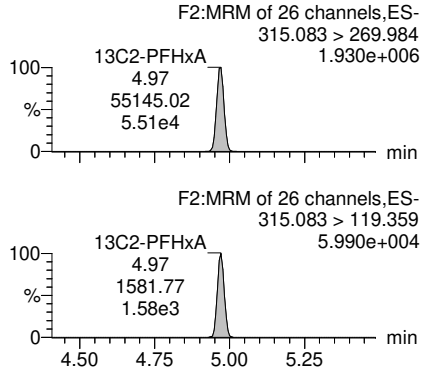

13C4-PFOA

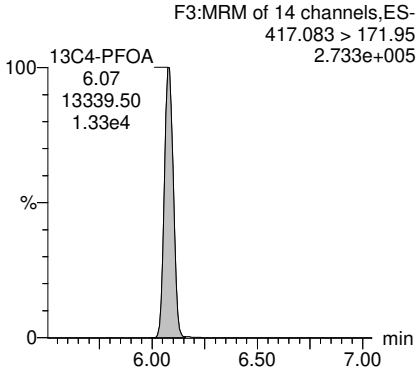

13C5-PFNA

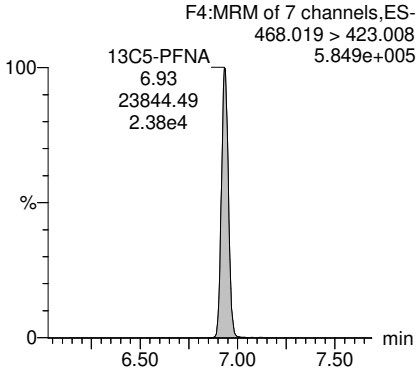

13C2-PFDA

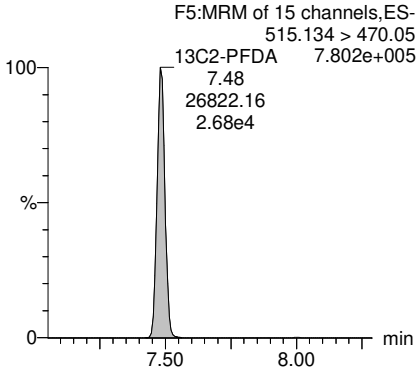

PV by TCH, SV by hh 10-Jun-21 Conc. & LOD unit = ng

Quantify Sample Report **MassLynx MassLynx V4.1 SCN909**
SGS Axys Analytical Services, Ltd.

Dataset: G:\Masslynx\Inst_L\PFAS\quanfile\FC1L_080-a6.qld

Last Altered: Wednesday, June 09, 2021 15:38:41 Pacific Daylight Time
Printed: Thursday, June 10, 2021 10:10:18 Pacific Daylight Time

ID: FC046F-CAL,, /01, Name: FC1L_080S20, Description: 1,,2uL, Date: 22-Feb-2021, Time: 13:04:54

18O2-PFHxS

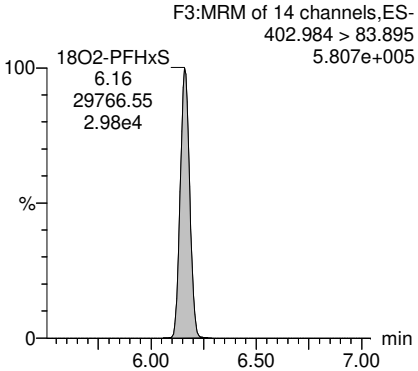

13C4-PFOS

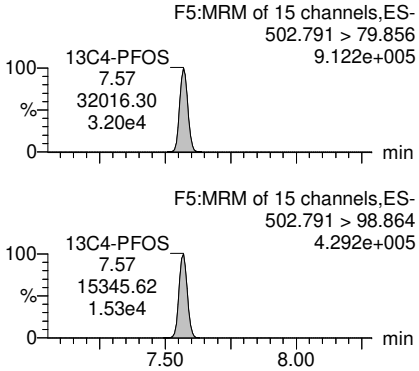

13C2-D4-6:2 FTS

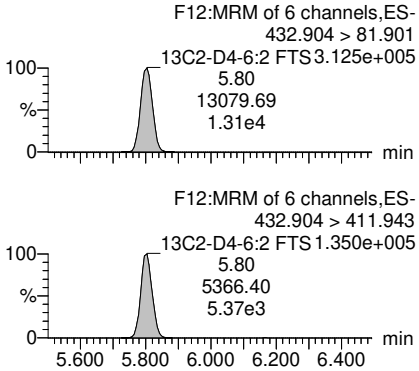

PV by TCH, SV by hh 10-Jun-21 Conc. & LOD unit = ng

Quantify Sample Report **MassLynx MassLynx V4.1 SCN909**
SGS Axys Analytical Services, Ltd.

Dataset: G:\Masslynx\Inst_L\PFAS\quanfile\FC1L_080-a6.qld

Last Altered: Wednesday, June 09, 2021 15:38:41 Pacific Daylight Time
Printed: Thursday, June 10, 2021 10:10:18 Pacific Daylight Time

ID: FC046F-CAL,, /01, Name: FC1L_080S20, Description: 1,,2uL, Date: 22-Feb-2021, Time: 13:04:54

#	IS#	Name	RT	Area	IS Area	Std. Conc	Conc.	LOD	%Rec	Ratio (Pred)	Ratio	Ratio Fail(Y/N)	S/N	Noise	IS Height	Sample size	F2	Flags
1	84	PFBA	1.67	244641	243172	40.000	40.113	0.0321	100.3				3739	1114	4147488	1.000	1.0	bb
2	85	PFPeA	4.34	115911	95917	20.000	20.000	0.0453	100.0				1377	2622	2876127	1.000	1.0	MM
3	86	PFHxA	4.97	41912	40745	10.000	9.689	0.0395	96.9	4.85	4.82	NO	738	2022	1445460	1.000	1.0	MM
4	87	PFHpA	5.41	50614	45914	10.000	10.051	0.0218	100.5	2.16	2.04	NO	1392	1000	1256078	1.000	1.0	MM
5	88	PFOA-I	6.08	72123	50596	0.000	9.740	0.0763		1.96	2.03	NO	379	3831	1028843	1.000	1.0	bb
6	88	PFOA-II			50596	0.000		0.0763		0.00				3831	1028843	1.000	1.0	
7	88	PFOA-III			50596	0.000		0.0763		0.00				3831	1028843	1.000	1.0	
8	88	PFOA-IV			50596	0.000		0.0763		0.00				3831	1028843	1.000	1.0	
9		PFOA-SUM		72123	50596	0.000	9.740	0.0763						3831	1028843	1.000	1.0	
10	88	PFOA	6.08	72123	50596	10.000	9.740	0.0763	97.4	1.96	2.03	NO	379	3831	1028843	1.000	1.0	bb
11	89	PFNA-I	6.94	54742	27641	0.000	9.668	0.0215		2.85	2.95	NO	1351	946	643445	1.000	1.0	db
12	89	PFNA-II			27641	0.000		0.0215		0.00				946	643445	1.000	1.0	
13	89	PFNA-III			27641	0.000		0.0215		0.00				946	643445	1.000	1.0	
14		PFNA-SUM		54742	27641	0.000	9.668	0.0215						946	643445	1.000	1.0	
15	89	PFNA	6.94	54643	27641	10.000	9.650	0.0215	96.5	2.85	2.94	NO	1351	946	643445	1.000	1.0	MM
16	90	PFDA	7.48	44385	26593	10.000	9.964	0.0217	99.6	3.07	3.07	NO	1383	934	771526	1.000	1.0	db
17	91	PFUnA	7.81	44088	29101	10.000	9.929	0.0234	99.3	4.31	4.74	NO	1279	1202	1011233	1.000	1.0	bb
18	92	PFDoA	8.07	54958	25137	10.000	10.178	0.0255	101.8	7.42	7.85	NO	1184	1342	736097	1.000	1.0	db
19	Multi	PFTrDA	8.36	38733	23298	10.000	9.871	0.0335	98.7	3.08	3.04	NO	1020	1154	624479	1.000	1.0	bb
20	93	PFTeDA	8.72	32575	21459	10.000	10.168	0.0315	101.7	2.82	2.81	NO	984	804	512860	1.000	1.0	MM
21	94	PFBS	4.91	44703	37132	10.000	10.444	0.0017	104.4	2.59	2.73	NO	18462	79	1204203	1.000	1.0	bb
22	95	PFPeS	5.43	34198	33153	10.029	10.454	0.0048	104.2	2.24	2.35	NO	8581	103	657374	1.000	1.0	bb
23	95	PFHxS-I	6.17	33132	33153	0.000	8.504	0.0016		2.37	2.30	NO	15865	41	657374	1.000	1.0	bb
24	95	PFHxS-II	5.94	3393	33153	0.000	0.871	0.0016		3.26	3.17	NO	1685	41	657374	1.000	1.0	db
25	95	PFHxS-III	5.87	1734	33153	0.000	0.445	0.0016		2.72	3.24	NO	880	41	657374	1.000	1.0	bd
26		PFHxS-SUM		38259	33153	0.000	9.820	0.0047						41	657374	1.000	1.0	
27	95	PFHxS	6.17	38196	33153	10.000	9.803	0.0016	98.0	2.40	2.32	NO	15866	41	657374	1.000	1.0	MM
28	96	PFHpS	7.04	31730	29168	10.023	10.023	0.0026	100.0	2.12	2.08	NO	9426	80	833748	1.000	1.0	bb
29	96	PFOS-I	7.57	31352	29168	0.000	8.653	0.0058		2.42	2.47	NO	4448	200	833748	1.000	1.0	bb
30	96	PFOS-II	7.45	3372	29168	0.000	0.931	0.0058		2.75	3.79	NO	456	200	833748	1.000	1.0	db
31	96	PFOS-III	7.40	2523	29168	0.000	0.696	0.0058		8.19	7.48	NO	329	200	833748	1.000	1.0	bd
32	96	PFOS-IV	7.23	103	29168	0.000	0.028	0.0058		2.14	6.33	YES	12	200	833748	1.000	1.0	db
33		PFOS-SUM		37350	29168	0.000	10.308	0.0232						200	833748	1.000	1.0	
34	96	PFOS	7.57	37250	29168	10.000	10.281	0.0058	102.8	2.54	2.68	NO	4449	200	833748	1.000	1.0	MM
35	96	PFNS	7.90	36247	29168	10.019	10.534	0.0020	105.1	2.36	2.41	NO	18090	66	833748	1.000	1.0	bb
36	96	PFDS	8.16	33744	29168	10.000	10.269	0.0058	102.7	2.36	2.38	NO	5345	181	833748	1.000	1.0	bb

PV by TCH, SV by hh 10-Jun-21 Conc. & LOD unit = ng

Quantify Sample Report **MassLynx MassLynx V4.1 SCN909**
SGS Axys Analytical Services, Ltd.

Dataset: G:\Masslynx\Inst_L\PFAS\quanfile\FC1L_080-a6.qld

Last Altered: Wednesday, June 09, 2021 15:38:41 Pacific Daylight Time
Printed: Thursday, June 10, 2021 10:10:18 Pacific Daylight Time

ID: FC046F-CAL,, /01, Name: FC1L_080S20, Description: 1,,2uL, Date: 22-Feb-2021, Time: 13:04:54

#	IS#	Name	RT	Area	IS Area	Std. Conc	Conc.	LOD	%Rec	Ratio (Pred)	Ratio	Ratio Fail(Y/N)	S/N	Noise	IS Height	Sample size	F2	Flags
37	96	PFDoS	8.88	27022	29168	10.015	9.983	0.0013	99.7	2.24	2.20	NO	17989	33	833748	1.000	1.0	MM
38	97	4:2 FTS	4.86	14370	13840	40.000	44.036	0.0061	110.1	0.43	0.45	NO	22089	24	495139	1.000	1.0	bb
39	98	6:2 FTS	5.81	11003	11715	36.000	36.345	0.0090	101.0	0.44	0.43	NO	11849	22	287334	1.000	1.0	bb
40	99	8:2 FTS	7.30	10042	20014	40.000	37.509	0.1020	93.8	0.57	0.53	NO	1098	244	537321	1.000	1.0	bb
41	100	PFOSA-I	8.76	50253	56799	0.000	8.901	0.0055					5060	227	1255245	1.000	1.0	bb
42	100	PFOSA-II	8.61	4622	56799	0.000	0.819	0.0055					338	227	1255245	1.000	1.0	db
43		PFOSA-SUM		54875	56799	0.000	9.720	0.0109						227	1255245	1.000	1.0	
44	100	PFOSA	8.76	56075	56799	10.000	9.932	0.0055	99.3				5065	227	1255245	1.000	1.0	MM
45	101	N-MeFOSA-I	10.15	10702	8838	0.000	10.807	0.0603		0.55	0.55	NO	541	489	217514	1.000	1.0	dd
46	101	N-MeFOSA-II	9.97	588	8838	0.000	0.594	0.0603		1.14	1.04	NO	28	489	217514	1.000	1.0	dd
47		N-MeFOSA-SUM		11290	8838	0.000	11.401	0.1205						489	217514	1.000	1.0	
48	101	N-MeFOSA	10.15	11586	8838	11.500	11.701	0.0603	101.7	0.53	0.54	NO	540	489	217514	1.000	1.0	MM
49	102	N-EtFOSA-I	10.43	20325	8945	0.000	18.904	0.0429		0.55	0.55	NO	1278	433	251975	1.000	1.0	dd
50	102	N-EtFOSA-II	10.29	5484	8945	0.000	5.100	0.0429		1.28	1.70	NO	241	433	251975	1.000	1.0	dd
51		N-EtFOSA-SUM		25809	8945	0.000	24.004	0.0857						433	251975	1.000	1.0	
52	102	N-EtFOSA	10.43	26578	8945	25.000	24.720	0.0429	98.9	0.53	0.53	NO	1278	433	251975	1.000	1.0	MM
53	103	MeFOSAA-I	7.55	4861	13428	0.000	9.575	0.0043		2.01	2.21	NO	6697	22	406800	1.000	1.0	db
54	103	MeFOSAA-II	7.44	484	13428	0.000	0.954	0.0043		1.84	1.37	NO	631	22	406800	1.000	1.0	dd
55	103	MeFOSAA-III	7.37	71	13428	0.000	0.139	0.0043		0.29	0.41	NO	81	22	406800	1.000	1.0	bd
56		MeFOSAA-SUM		5416	13428	0.000	10.668	0.0128						22	406800	1.000	1.0	
57	103	MeFOSAA	7.55	5406	13428	10.000	10.649	0.0043	106.5	1.87	1.98	NO	6696	22	406800	1.000	1.0	MM
58	104	EtFOSAA-I	7.69	3321	10031	0.000	8.727	0.0614		1.24	1.23	NO	426	237	304635	1.000	1.0	db
59	104	EtFOSAA-II	7.60	232	10031	0.000	0.611	0.0614		0.34	0.95	YES	27	237	304635	1.000	1.0	dd
60	104	EtFOSAA-III	7.52	138	10031	0.000	0.363	0.0614		0.63	0.77	NO	14	237	304635	1.000	1.0	dd
61		EtFOSAA-SUM		3691	10031	0.000	9.700	0.1843						237	304635	1.000	1.0	
62	104	EtFOSAA	7.69	3673	10031	10.000	9.651	0.0614	96.5	1.09	1.18	NO	426	237	304635	1.000	1.0	MM
63	105	N-MeFOSE-I	10.03	579123	589143	0.000	89.170	0.0180					15092	946	14302222	1.000	1.0	db
64	105	N-MeFOSE-II	9.90	54556	589143	0.000	8.400	0.0180					1218	946	14302222	1.000	1.0	dd
65	105	N-MeFOSE-III	9.83	33881	589143	0.000	5.217	0.0180					709	946	14302222	1.000	1.0	bd
66		N-MeFOSE-SUM		667560	589143	0.000	102.787	0.0540						946	14302222	1.000	1.0	
67	105	N-MeFOSE	10.03	668346	589143	100.000	102.908	0.0180	102.9				15100	946	14302222	1.000	1.0	MM
68	106	N-EtFOSE-I	10.33	514546	769918	0.000	56.167	0.0229					7331	1879	20683846	1.000	1.0	dd
69	106	N-EtFOSE-II	10.21	91811	769918	0.000	10.022	0.0229					966	1879	20683846	1.000	1.0	dd
70	106	N-EtFOSE-III	10.15	99892	769918	0.000	10.904	0.0229					997	1879	20683846	1.000	1.0	dd
71		N-EtFOSE-SUM		706248	769918	0.000	77.093	0.0687						1879	20683846	1.000	1.0	
72	106	N-EtFOSE	10.33	701264	769918	75.000	76.549	0.0229	102.1				7330	1879	20683846	1.000	1.0	MM

PV by TCH, SV by hh 10-Jun-21 Conc. & LOD unit = ng

Quantify Sample Report **MassLynx MassLynx V4.1 SCN909**
SGS Axys Analytical Services, Ltd.

Dataset: G:\Masslynx\Inst_L\PFAS\quanfile\FC1L_080-a6.qld

Last Altered: Wednesday, June 09, 2021 15:38:41 Pacific Daylight Time
Printed: Thursday, June 10, 2021 10:10:18 Pacific Daylight Time

ID: FC046F-CAL,, /01, Name: FC1L_080S20, Description: 1,,2uL, Date: 22-Feb-2021, Time: 13:04:54

#	IS#	Name	RT	Area	IS Area	Std. Conc	Conc.	LOD	%Rec	Ratio (Pred)	Ratio	Ratio Fail(Y/N)	S/N	Noise	IS Height	Sample size	F2	Flags
73	107	HFPO-DA	5.12	80452	78540	38.000	37.484	0.0005	98.6	2.87	2.67	NO	221...	13	2727709	1.000	1.0	bb
74	107	ADONA	5.62	550006	78540	40.000	39.920	0.0021	99.8	1.08	1.20	NO	44899	327	2727709	1.000	1.0	db
75	107	9Cl-PF3ONS	7.80	151706	78540	40.076	38.841	0.0054	96.9	3.20	3.02	NO	20019	246	2727709	1.000	1.0	bb
76	107	11Cl-PF3OUdS	8.37	80486	78540	40.064	38.149	0.0075	95.2	3.13	3.06	NO	12378	182	2727709	1.000	1.0	bb
77	85	3:3 FTCA	3.73	15606	95917	40.000	39.268	0.0742	98.2	1.75	1.88	NO	827	295	2876127	1.000	1.0	MM
78	86	5:3 FTCA	5.21	164552	40745	250.000	234.691	0.0232	93.9	1.20	1.22	NO	24617	193	1445460	1.000	1.0	bb
79	86	7:3 FTCA	6.72	99488	40745	250.000	243.172	0.1790	97.3	0.71	0.69	NO	2417	866	1445460	1.000	1.0	dd
80	86	PFEESA	5.13	125835	40745	10.000	9.780	0.0014	97.8	9.28	8.69	NO	18730	217	1445460	1.000	1.0	bb
81	85	PFMPA	2.77	165537	95917	20.000	18.889	0.0096	94.4				2280	840	2876127	1.000	1.0	MM
82	85	PFMBA	4.60	111476	95917	10.000	9.556	0.0022	95.6				12718	253	2876127	1.000	1.0	bb
83	86	NFDHA	4.91	4359	40745	20.000	24.683	0.0145	123.4	0.94	1.68	YES	5018	30	1445460	1.000	1.0	MM
84	108	13C4-PFBA	1.66	243172	107991	40.000	39.435	0.0035	98.6				32841	126	1873460	1.000	1.0	bb
85	109	13C5-PFPeA	4.34	95917	55145	20.000	21.159	0.0022	105.8				24620	117	1929715	1.000	1.0	MM
86	109	13C5-PFHxA	4.97	40745	55145	10.000	10.565	0.0009	105.7	23.32	25.59	NO	35112	41	1929715	1.000	1.0	bb
87	110	13C4-PFHpA	5.41	45914	13340	10.000	10.379	0.0011	103.8				36221	35	273309	1.000	1.0	bb
88	110	13C8-PFOA	6.08	50596	13340	10.000	10.176	0.0073	101.8				4165	247	273309	1.000	1.0	bd
89	111	13C9-PFNA	6.93	27641	23844	5.000	5.052	0.0020	101.0				7272	88	584923	1.000	1.0	db
90	112	13C6-PFDA	7.48	26593	26822	5.000	4.926	0.0021	98.5				7074	109	780053	1.000	1.0	bb
91	112	13C7-PFUnA	7.81	29101	26822	5.000	4.968	0.0056	99.4				3177	318	780053	1.000	1.0	bd
92	112	13C2-PFDoA	8.07	25137	26822	5.000	4.985	0.0014	99.7				10599	69	780053	1.000	1.0	bb
93	112	13C2-PFTeDA	8.72	21459	26822	5.000	4.852	0.0028	97.0				4344	118	780053	1.000	1.0	bb
94	113	13C3-PFBS	4.91	37132	29767	10.030	10.032	0.0027	100.0	2.73	2.72	NO	18725	64	580396	1.000	1.0	bb
95	113	13C3-PFHxS	6.16	33153	29767	10.015	9.818	0.0020	98.0	2.38	2.29	NO	15121	43	580396	1.000	1.0	bd
96	114	13C8-PFOS	7.57	29168	32016	10.062	10.032	0.0012	99.7	2.33	2.09	NO	25565	33	911630	1.000	1.0	bb
97	115	13C2-4:2 FTS	4.86	13840	13080	20.168	19.330	0.0203	95.8	1.62	1.51	NO	4287	115	312537	1.000	1.0	MM
98	115	13C2-6:2 FTS	5.81	11715	13080	19.998	19.718	0.0160	98.6	1.88	1.80	NO	3803	76	312537	1.000	1.0	dd
99	115	13C2-8:2 FTS	7.31	20014	13080	20.040	21.292	0.0054	106.2	3.76	3.20	NO	13376	40	312537	1.000	1.0	bb
100	114	13C8-PFOSA	8.75	56799	32016	10.000	9.763	0.0013	97.6				16981	74	911630	1.000	1.0	bb
101	114	D3-N-MeFOSA	10.15	8838	32016	10.000	9.918	0.0183	99.2				1406	155	911630	1.000	1.0	MM
102	114	D5-N-EtFOSA	10.42	8945	32016	10.000	10.016	0.0153	100.2				1944	130	911630	1.000	1.0	bb
103	115	D3-MeFOSAA	7.55	13428	13080	22.500	21.498	0.0434	95.5				1882	216	312537	1.000	1.0	bb
104	115	D5-EtFOSAA	7.69	10031	13080	20.000	19.564	0.0089	97.8				8406	36	312537	1.000	1.0	MM
105	114	D7-N-MeFOSE	10.01	589143	32016	100.000	99.411	0.0275	99.4				9239	1548	911630	1.000	1.0	MM
106	114	D9-N-EtFOSE	10.31	769918	32016	100.000	100.435	0.0128	100.4				22289	928	911630	1.000	1.0	bb
107	109	13C3-HFPO-DA	5.12	78540	55145	40.000	43.650	0.0014	109.1	2.64	2.57	NO	91058	30	1929715	1.000	1.0	bb
108		13C3-PFBA	1.67	107991		20.000	21.936	0.0101	109.7				6489	289		1.000	1.0	bb

PV by TCH, SV by hh 10-Jun-21 Conc. & LOD unit = ng

Quantify Sample Report **MassLynx MassLynx V4.1 SCN909**
SGS Axys Analytical Services, Ltd.

Dataset: G:\Masslynx\Inst_L\PFAS\quanfile\FC1L_080-a6.qld

Last Altered: Wednesday, June 09, 2021 15:38:41 Pacific Daylight Time
Printed: Thursday, June 10, 2021 10:10:18 Pacific Daylight Time

ID: FC046F-CAL,, /01, Name: FC1L_080S20, Description: 1,,2uL, Date: 22-Feb-2021, Time: 13:04:54

#	IS#	Name	RT	Area	IS Area	Std. Conc	Conc.	LOD	%Rec	Ratio (Pred)	Ratio	Ratio Fail(Y/N)	S/N	Noise	IS Height	Sample size	F2	Flags
109		13C2-PFHxA	4.97	55145		10.000	10.091	0.0004	100.9	35.50	34.86	NO	84687	23		1.000	1.0	bb
110		13C4-PFOA	6.07	13340		10.000	10.160	0.0027	101.6				11150	25		1.000	1.0	bd
111		13C5-PFNA	6.93	23844		5.000	5.154	0.0020	103.1				7727	76		1.000	1.0	dd
112		13C2-PFDA	7.48	26822		5.000	5.196	0.0014	103.9				11351	69		1.000	1.0	bb
113		18O2-PFHxS	6.16	29767		10.050	10.468	0.0026	104.2				12033	48		1.000	1.0	bb
114		13C4-PFOS	7.57	32016		10.150	10.370	0.0006	102.2	2.17	2.09	NO	50032	18		1.000	1.0	bb
115		13C2-D4-6:2 FTS	5.80	13080		20.000	20.397	0.0055	102.0	2.50	2.44	NO	11101	28		1.000	1.0	dd

PV by TCH, SV by hh 10-Jun-21 Conc. & LOD unit = ng

Quantify Sample Report **MassLynx MassLynx V4.1 SCN909**
SGS Axys Analytical Services, Ltd.

Dataset: G:\Masslynx\Inst_L\PFAS\quanfile\FC1L_080-a6.qld

Last Altered: Wednesday, June 09, 2021 15:38:41 Pacific Daylight Time
Printed: Thursday, June 10, 2021 10:10:18 Pacific Daylight Time

ID: FC046G-CAL,, /01, Name: FC1L_080S21, Description: 1,,2uL, Date: 22-Feb-2021, Time: 13:17:59

PFBA

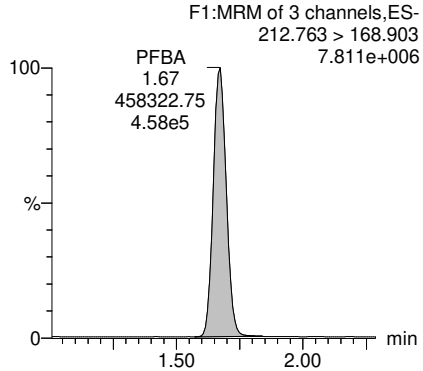

PFPeA

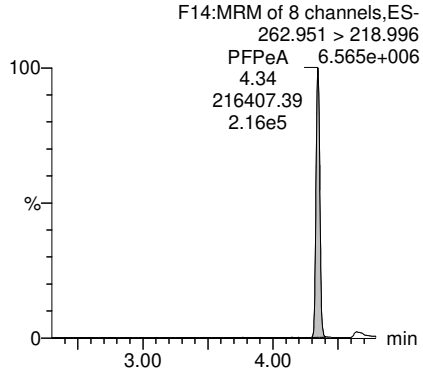

PFHxA

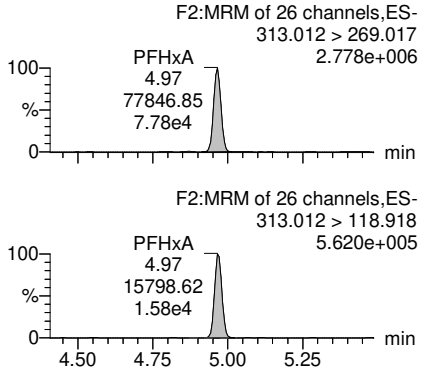

PFHpA

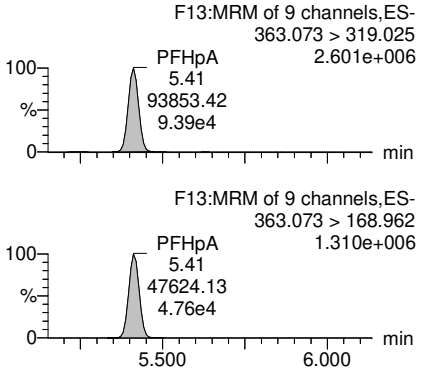

PFOA-I

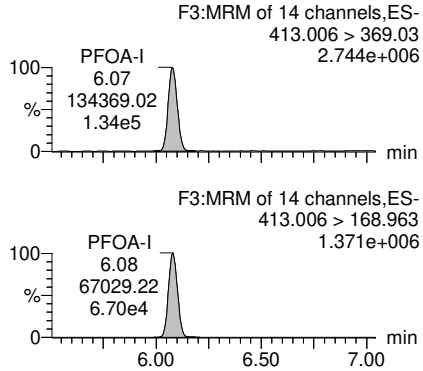

PFOA-II

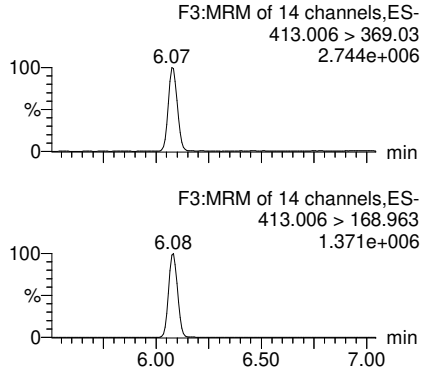

PFOA-III

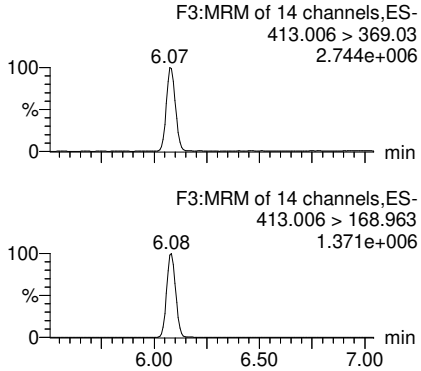

PFOA-IV

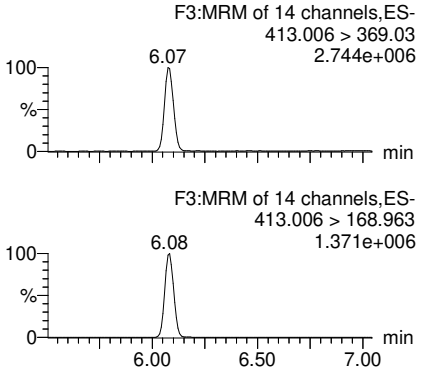

PV by TCH, SV by hh 10-Jun-21 Conc. & LOD unit = ng

Quantify Sample Report **MassLynx MassLynx V4.1 SCN909**
SGS Axys Analytical Services, Ltd.

Dataset: G:\Masslynx\Inst_L\PFAS\quanfile\FC1L_080-a6.qld

Last Altered: Wednesday, June 09, 2021 15:38:41 Pacific Daylight Time
Printed: Thursday, June 10, 2021 10:10:18 Pacific Daylight Time

ID: FC046G-CAL,, /01, Name: FC1L_080S21, Description: 1,,2uL, Date: 22-Feb-2021, Time: 13:17:59

PFOA-SUM

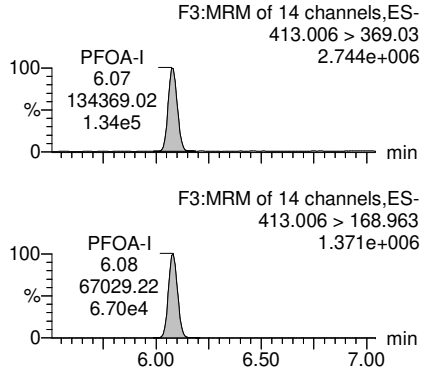

PFOA

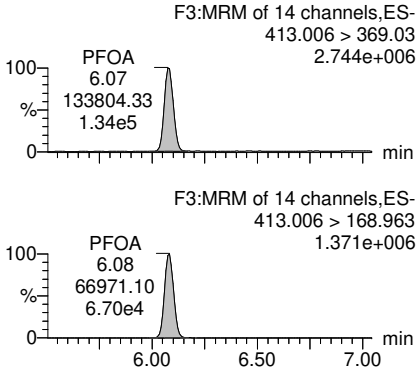

PFNA-I

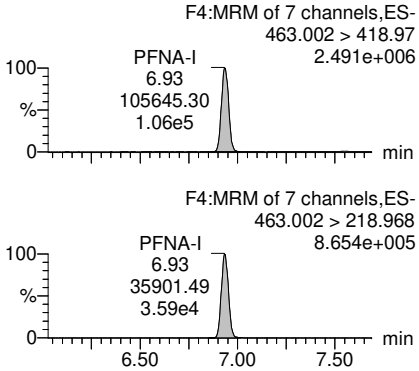

PFNA-II

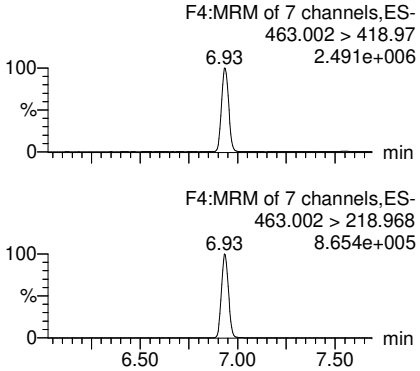

PFNA-III

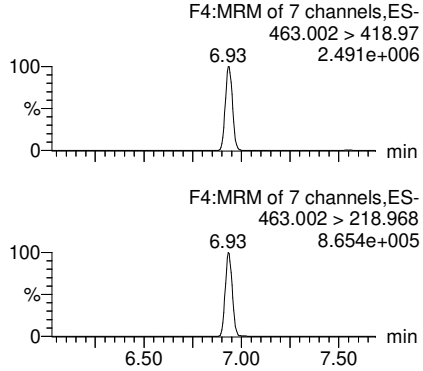

PFNA-SUM

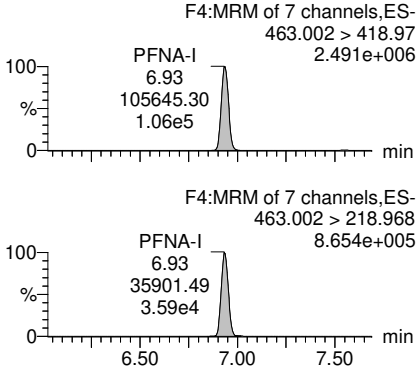

PFNA

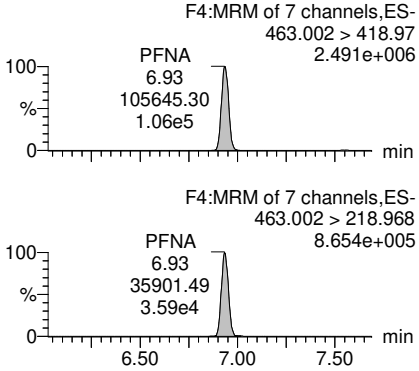

PFDA

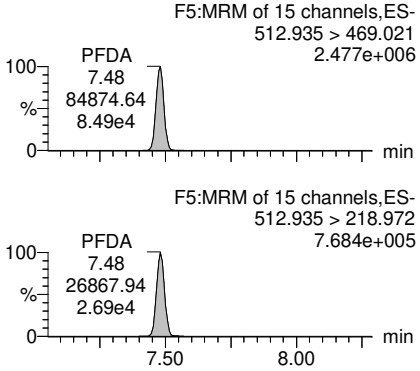

PV by TCH, SV by hh 10-Jun-21 Conc. & LOD unit = ng

Quantify Sample Report **MassLynx MassLynx V4.1 SCN909**
SGS Axys Analytical Services, Ltd.

Dataset: G:\Masslynx\Inst_L\PFAS\quanfile\FC1L_080-a6.qld

Last Altered: Wednesday, June 09, 2021 15:38:41 Pacific Daylight Time
Printed: Thursday, June 10, 2021 10:10:18 Pacific Daylight Time

ID: FC046G-CAL,, /01, Name: FC1L_080S21, Description: 1,,2uL, Date: 22-Feb-2021, Time: 13:17:59

PFUnA

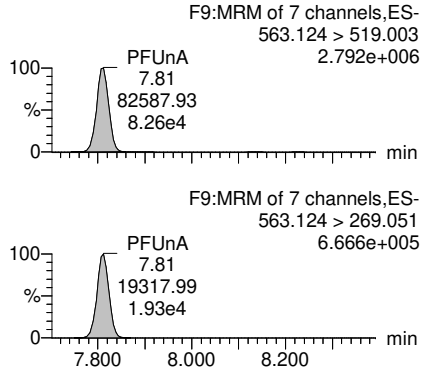

PFDoA

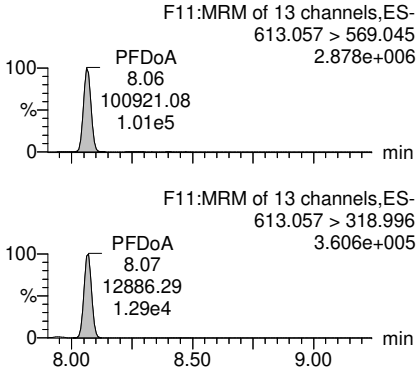

PFTrDA

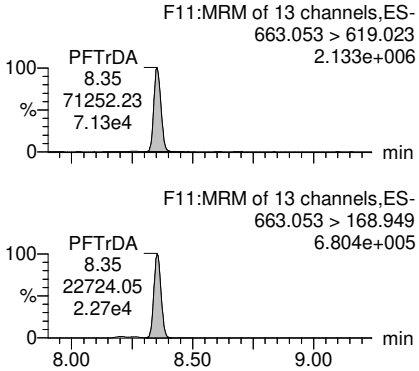

PFTeDA

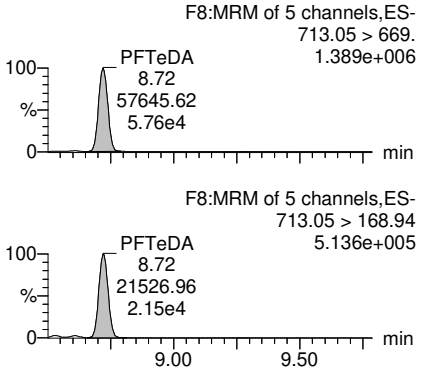

PFBS

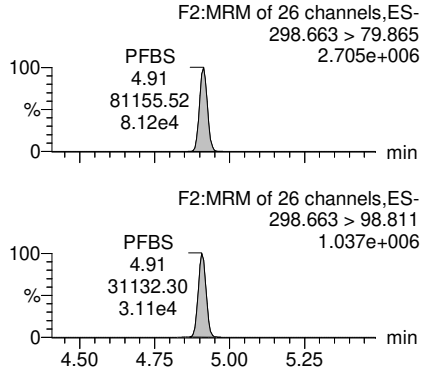

PFPeS

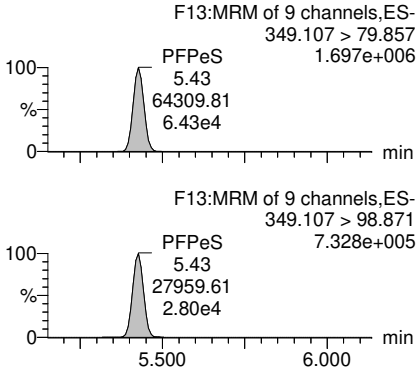

PFHxS-I

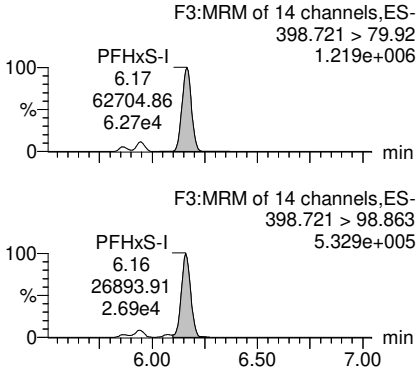

PFHxS-II

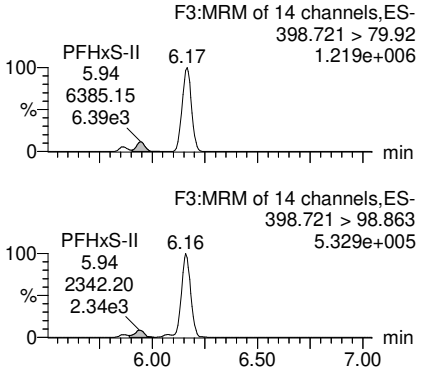

PV by TCH, SV by hh 10-Jun-21 Conc. & LOD unit = ng

Quantify Sample Report **MassLynx MassLynx V4.1 SCN909**
SGS Axys Analytical Services, Ltd.

Dataset: G:\Masslynx\Inst_L\PFAS\quanfile\FC1L_080-a6.qld

Last Altered: Wednesday, June 09, 2021 15:38:41 Pacific Daylight Time
Printed: Thursday, June 10, 2021 10:10:18 Pacific Daylight Time

ID: FC046G-CAL,, /01, Name: FC1L_080S21, Description: 1,,2uL, Date: 22-Feb-2021, Time: 13:17:59

PFHxS-III

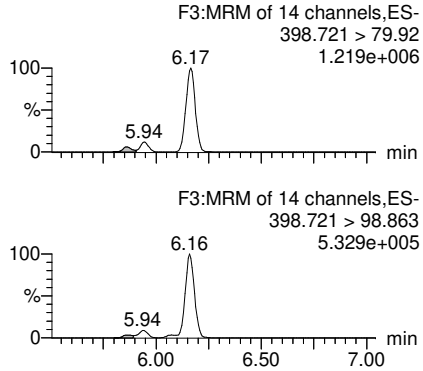

PFHxS-SUM

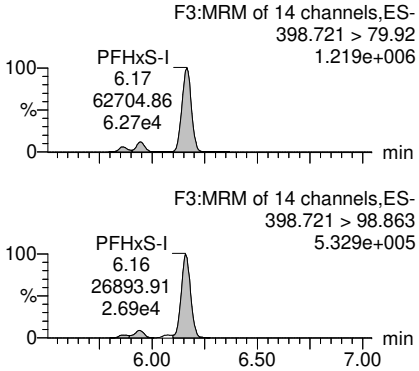

PFHxS

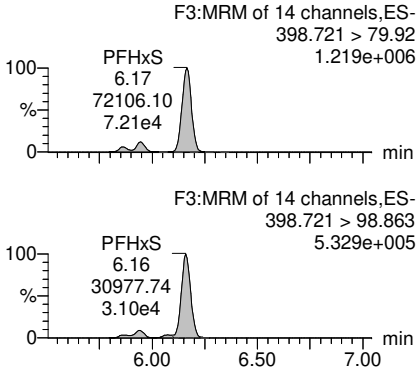

PFHpS

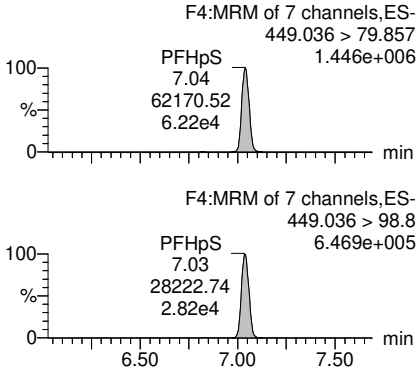

PFOS-I

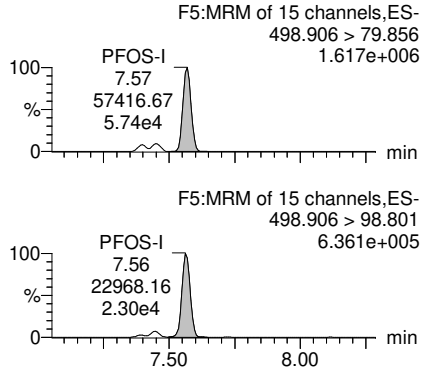

PFOS-II

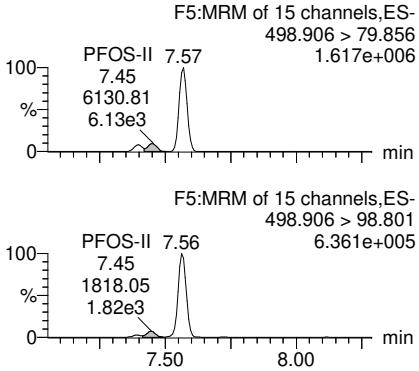

PFOS-III

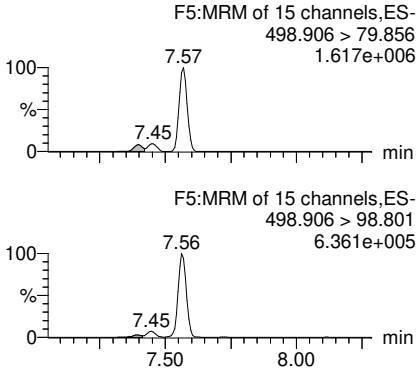

PFOS-IV

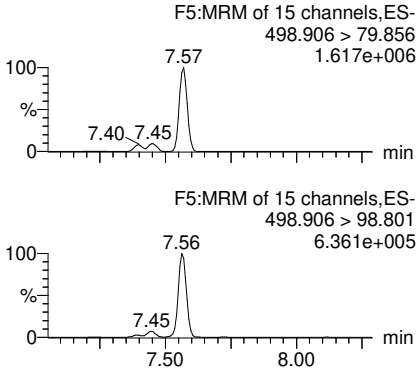

PV by TCH, SV by hh 10-Jun-21 Conc. & LOD unit = ng

Quantify Sample Report **MassLynx MassLynx V4.1 SCN909**
SGS Axys Analytical Services, Ltd.

Dataset: G:\Masslynx\Inst_L\PFAS\quanfile\FC1L_080-a6.qld

Last Altered: Wednesday, June 09, 2021 15:38:41 Pacific Daylight Time
Printed: Thursday, June 10, 2021 10:10:18 Pacific Daylight Time

ID: FC046G-CAL,, /01, Name: FC1L_080S21, Description: 1,,2uL, Date: 22-Feb-2021, Time: 13:17:59

PFOS-SUM

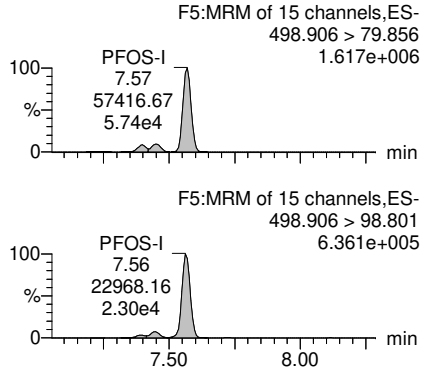

PFOS

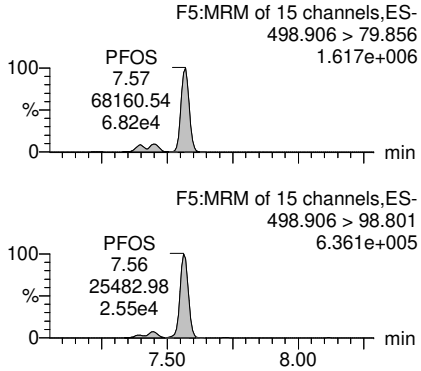

PFNS

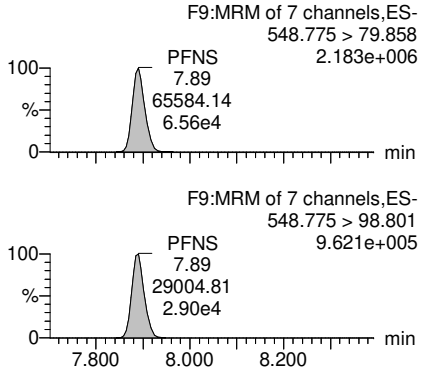

PFDS

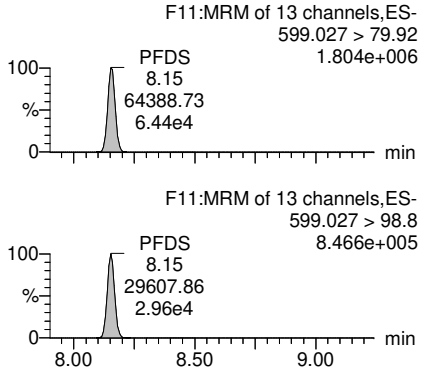

PFDoS

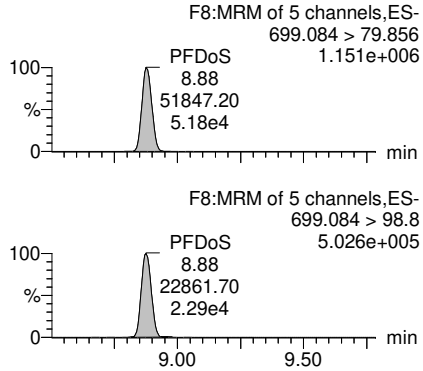

4:2 FTS

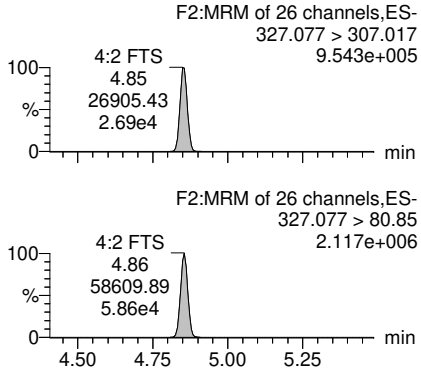

6:2 FTS

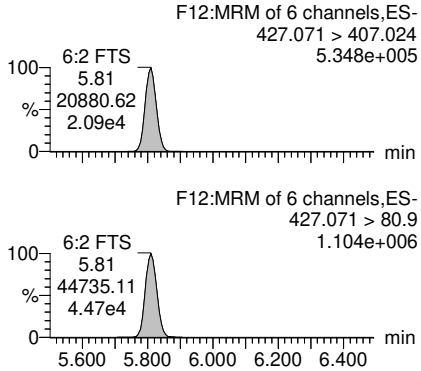

8:2 FTS

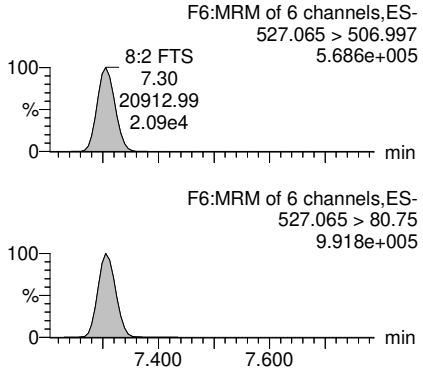

PV by TCH, SV by hh 10-Jun-21 Conc. & LOD unit = ng

Quantify Sample Report **MassLynx MassLynx V4.1 SCN909**
SGS Axys Analytical Services, Ltd.

Dataset: G:\Masslynx\Inst_L\PFAS\quanfile\FC1L_080-a6.qld

Last Altered: Wednesday, June 09, 2021 15:38:41 Pacific Daylight Time
Printed: Thursday, June 10, 2021 10:10:18 Pacific Daylight Time

ID: FC046G-CAL,, /01, Name: FC1L_080S21, Description: 1,,2uL, Date: 22-Feb-2021, Time: 13:17:59

PFOSA-I

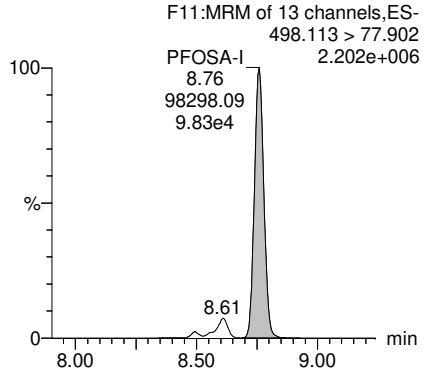

PFOSA-II

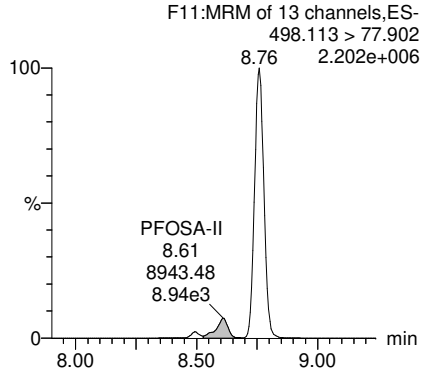

PFOSA-SUM

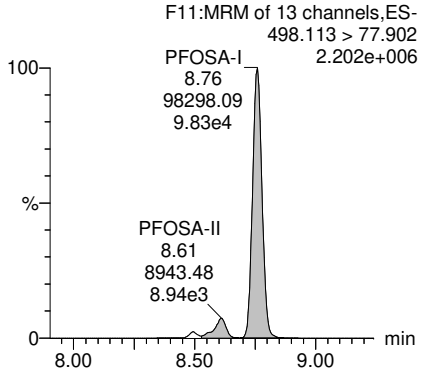

PFOSA

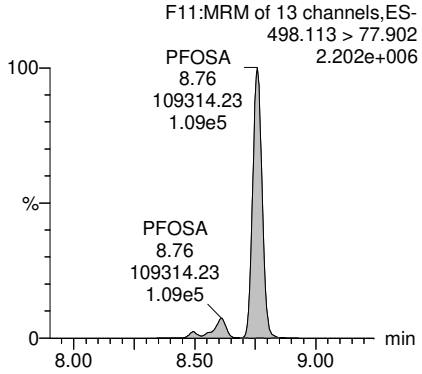

N-MeFOSA-I

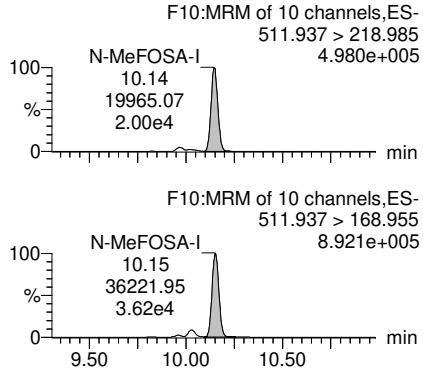

N-MeFOSA-II

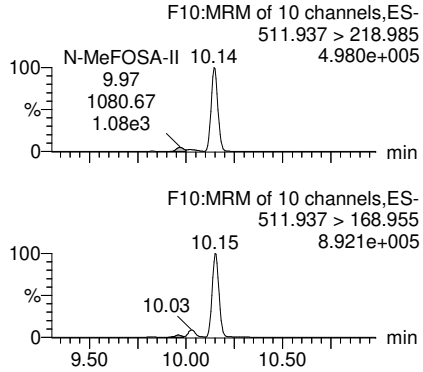

N-MeFOSA-SUM

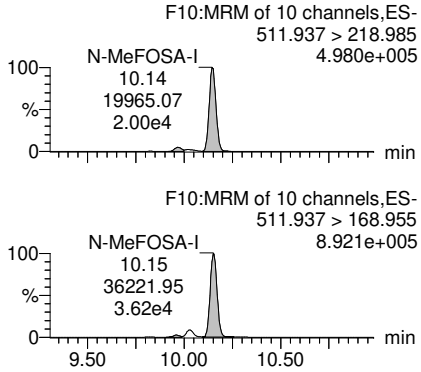

N-MeFOSA

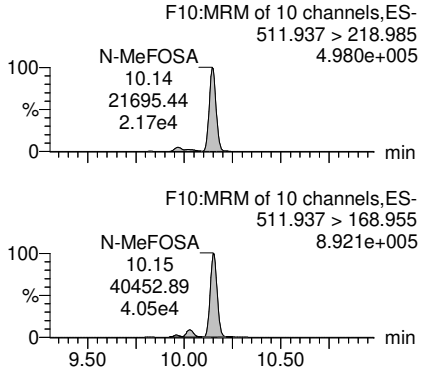

PV by TCH, SV by hh 10-Jun-21 Conc. & LOD unit = ng

Quantify Sample Report **MassLynx MassLynx V4.1 SCN909**
SGS Axys Analytical Services, Ltd.

Dataset: G:\Masslynx\Inst_L\PFAS\quanfile\FC1L_080-a6.qld

Last Altered: Wednesday, June 09, 2021 15:38:41 Pacific Daylight Time
Printed: Thursday, June 10, 2021 10:10:18 Pacific Daylight Time

ID: FC046G-CAL,, /01, Name: FC1L_080S21, Description: 1,,2uL, Date: 22-Feb-2021, Time: 13:17:59

N-EtFOSA-I

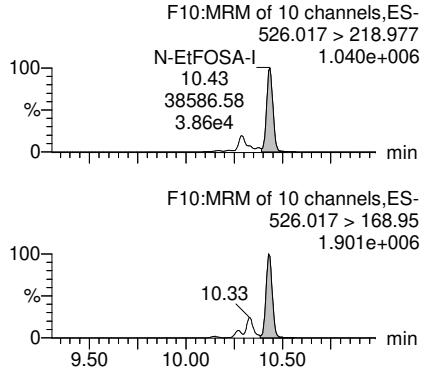

N-EtFOSA-II

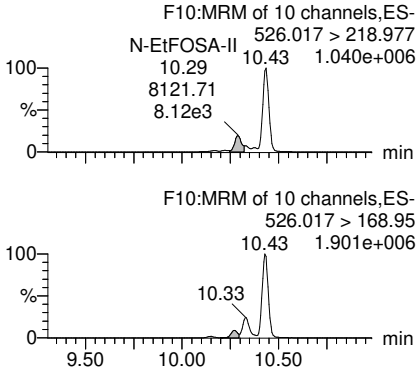

N-EtFOSA-SUM

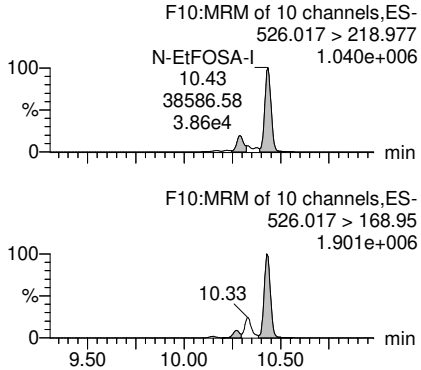

N-EtFOSA

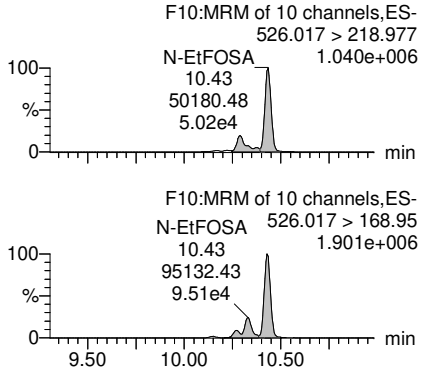

MeFOSAA-I

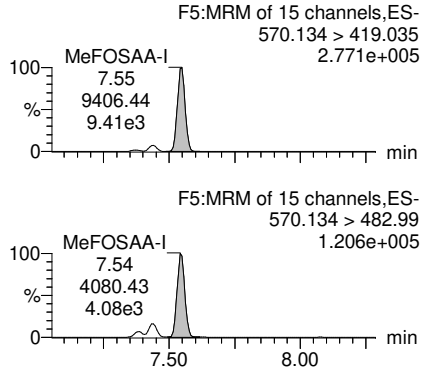

MeFOSAA-II

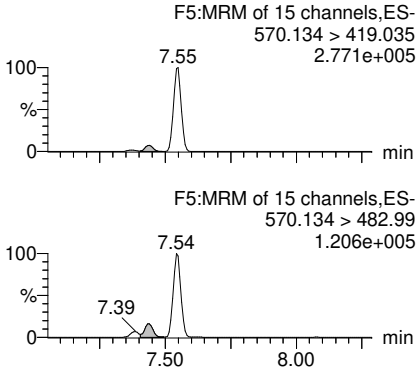

MeFOSAA-III

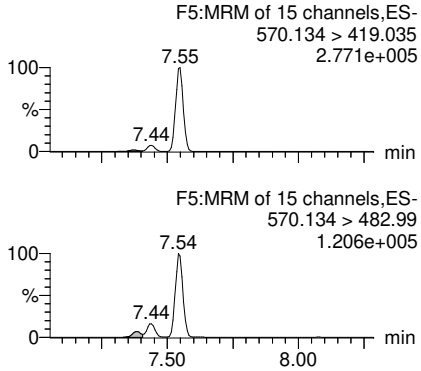

MeFOSAA-SUM

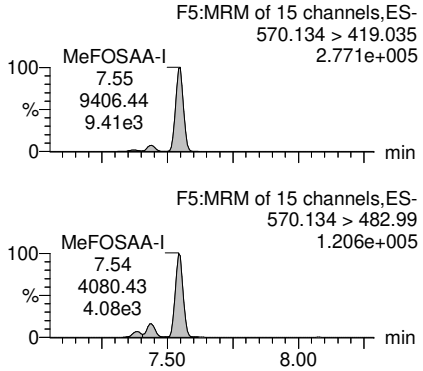

PV by TCH, SV by hh 10-Jun-21 Conc. & LOD unit = ng

Quantify Sample Report **MassLynx MassLynx V4.1 SCN909**
SGS Axys Analytical Services, Ltd.

Dataset: G:\Masslynx\Inst_L\PFAS\quanfile\FC1L_080-a6.qld

Last Altered: Wednesday, June 09, 2021 15:38:41 Pacific Daylight Time
Printed: Thursday, June 10, 2021 10:10:18 Pacific Daylight Time

ID: FC046G-CAL,, /01, Name: FC1L_080S21, Description: 1,,2uL, Date: 22-Feb-2021, Time: 13:17:59

MeFOSAA

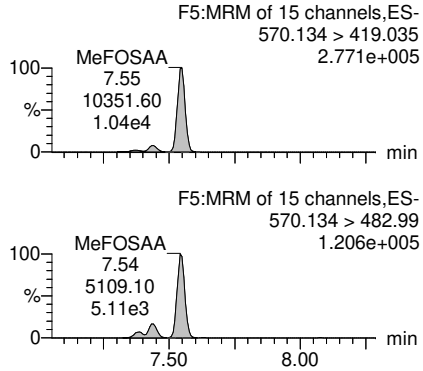

EtFOSAA-I

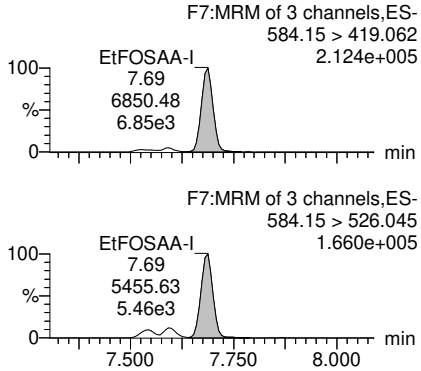

EtFOSAA-II

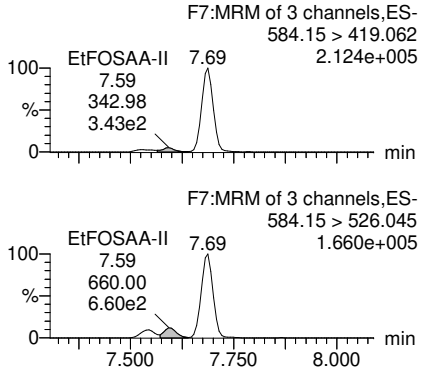

EtFOSAA-III

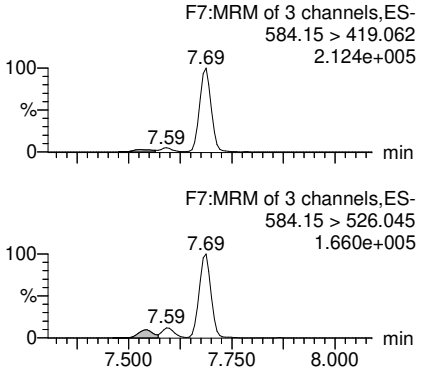

EtFOSAA-SUM

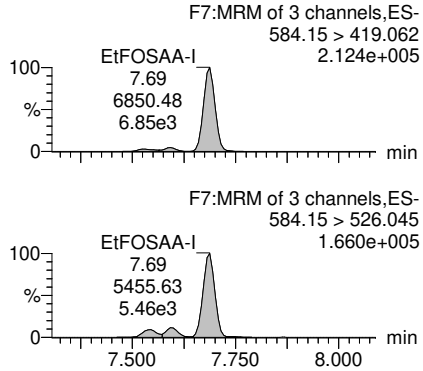

EtFOSAA

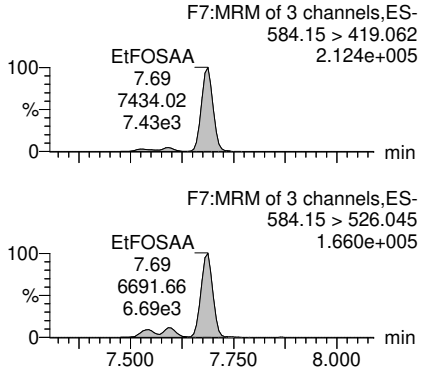

N-MeFOSE-I

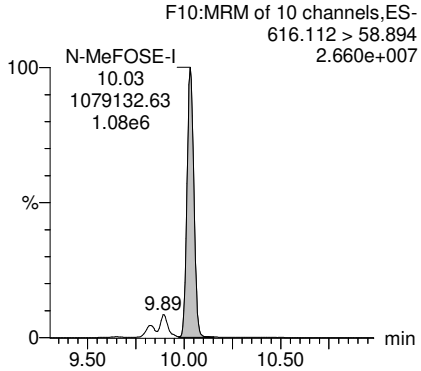

N-MeFOSE-II

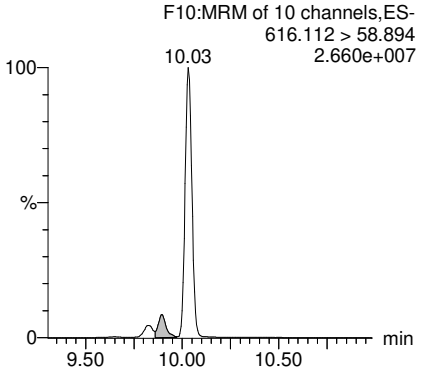

PV by TCH, SV by hh 10-Jun-21 Conc. & LOD unit = ng

Quantify Sample Report **MassLynx MassLynx V4.1 SCN909**
SGS Axys Analytical Services, Ltd.

Dataset: G:\Masslynx\Inst_L\PFAS\quanfile\FC1L_080-a6.qld

Last Altered: Wednesday, June 09, 2021 15:38:41 Pacific Daylight Time
Printed: Thursday, June 10, 2021 10:10:18 Pacific Daylight Time

ID: FC046G-CAL,, /01, Name: FC1L_080S21, Description: 1,,2uL, Date: 22-Feb-2021, Time: 13:17:59

N-MeFOSE-III

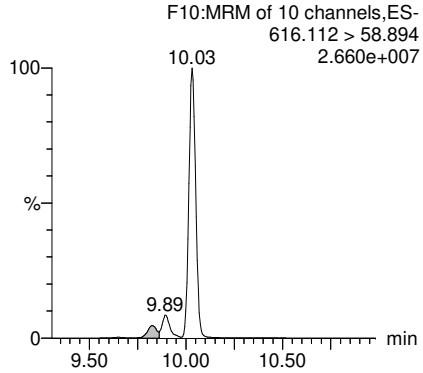

N-MeFOSE-SUM

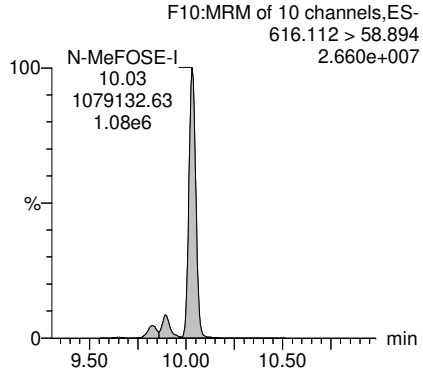

N-MeFOSE

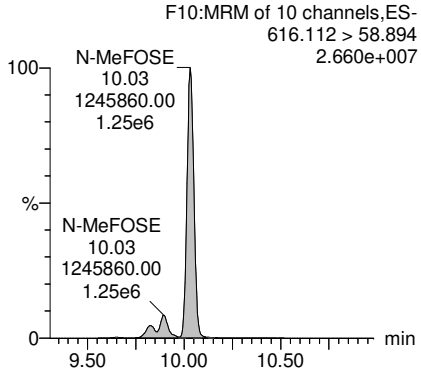

N-EtFOSE-I

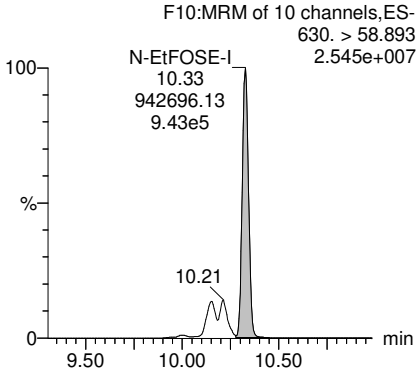

N-EtFOSE-II

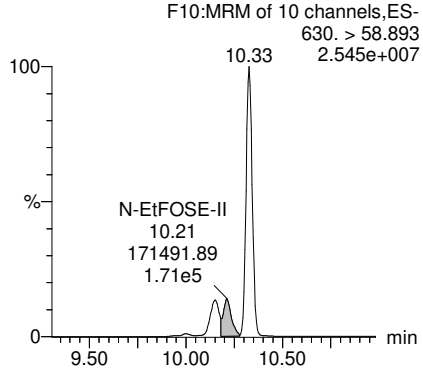

N-EtFOSE-III

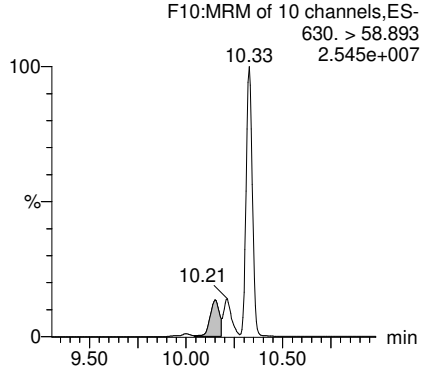

N-EtFOSE-SUM

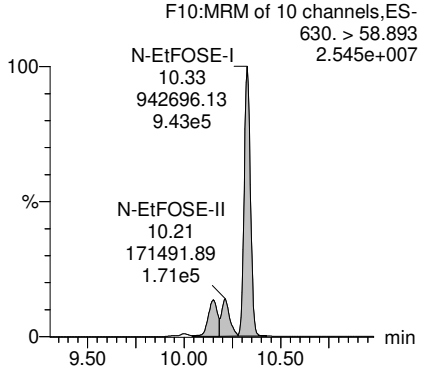

N-EtFOSE

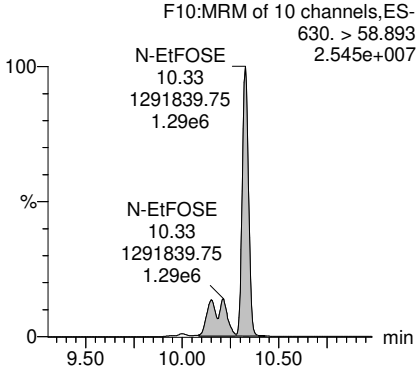

PV by TCH, SV by hh 10-Jun-21 Conc. & LOD unit = ng

Quantify Sample Report **MassLynx MassLynx V4.1 SCN909**
SGS Axys Analytical Services, Ltd.

Dataset: G:\Masslynx\Inst_L\PFAS\quanfile\FC1L_080-a6.qld

Last Altered: Wednesday, June 09, 2021 15:38:41 Pacific Daylight Time
Printed: Thursday, June 10, 2021 10:10:18 Pacific Daylight Time

ID: FC046G-CAL,, /01, Name: FC1L_080S21, Description: 1,,2uL, Date: 22-Feb-2021, Time: 13:17:59

HFPO-DA

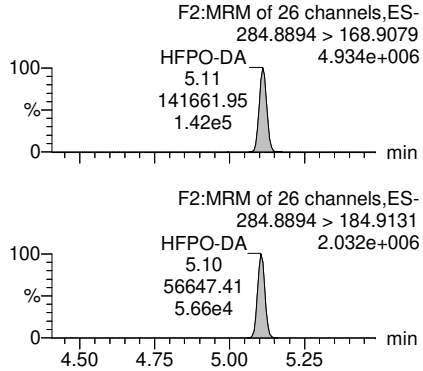

ADONA

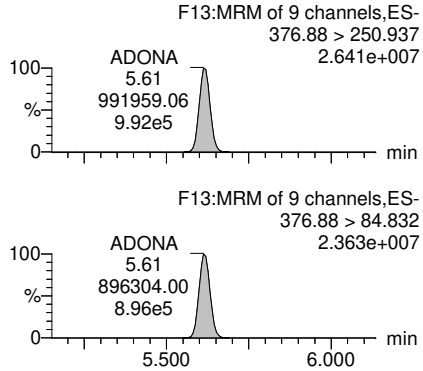

9Cl-PF3ONS

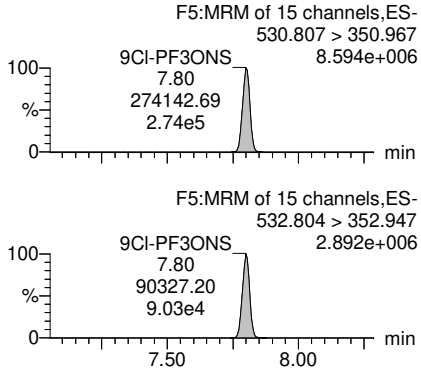

11Cl-PF3OUdS

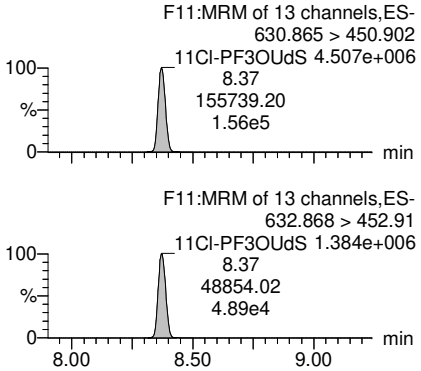

3:3 FTCA

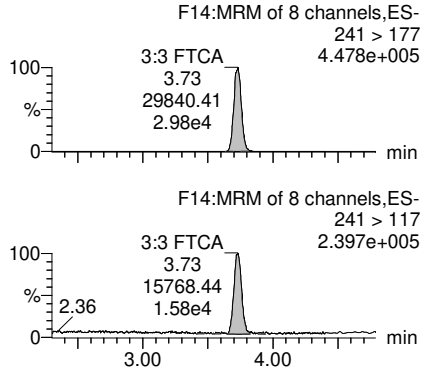

5:3 FTCA

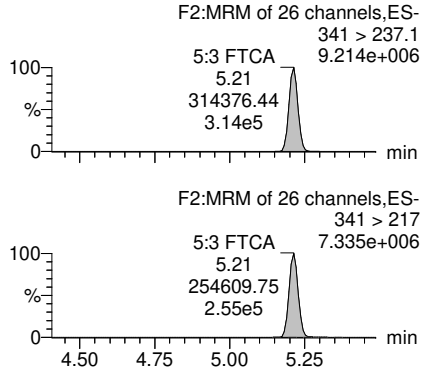

7:3 FTCA

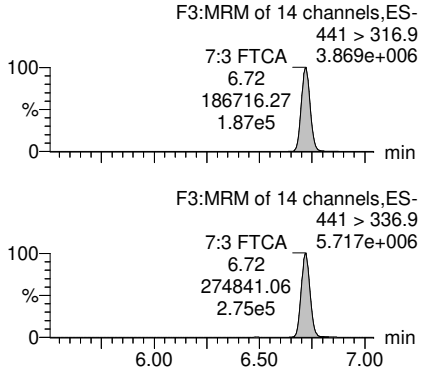

PFEESA

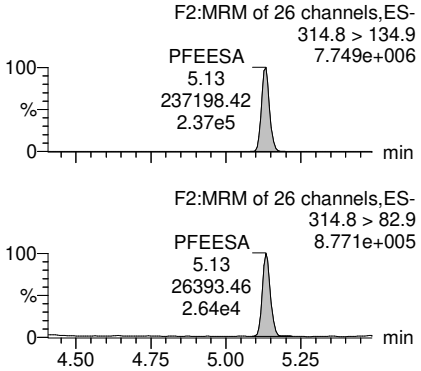

PV by TCH, SV by hh 10-Jun-21 Conc. & LOD unit = ng

Quantify Sample Report **MassLynx MassLynx V4.1 SCN909**
SGS Axys Analytical Services, Ltd.

Dataset: G:\Masslynx\Inst_L\PFAS\quanfile\FC1L_080-a6.qld

Last Altered: Wednesday, June 09, 2021 15:38:41 Pacific Daylight Time
Printed: Thursday, June 10, 2021 10:10:18 Pacific Daylight Time

ID: FC046G-CAL,, /01, Name: FC1L_080S21, Description: 1,,2uL, Date: 22-Feb-2021, Time: 13:17:59

PFMPA

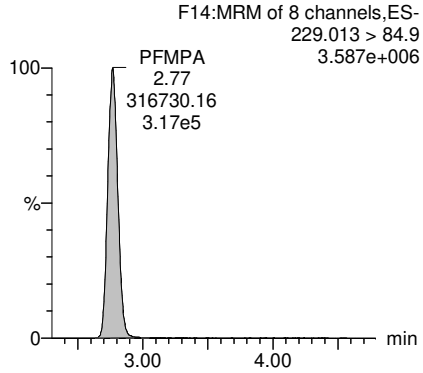

PFMBA

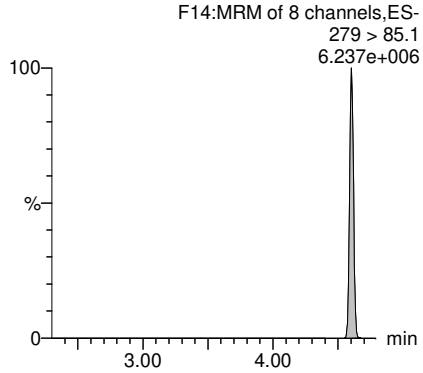

NFDHA

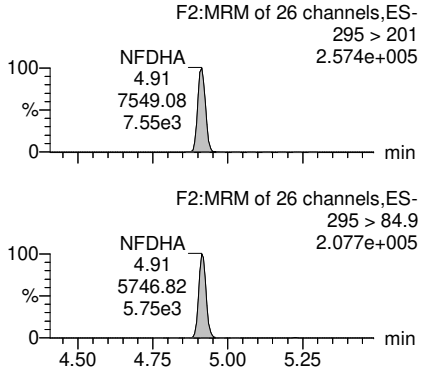

13C4-PFBA

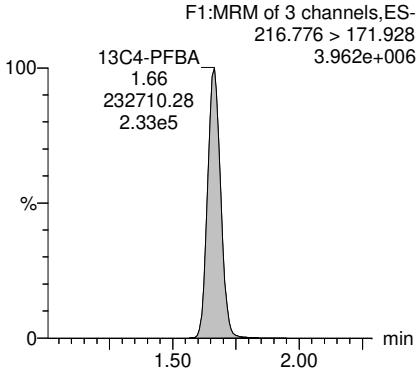

13C5-PFPeA

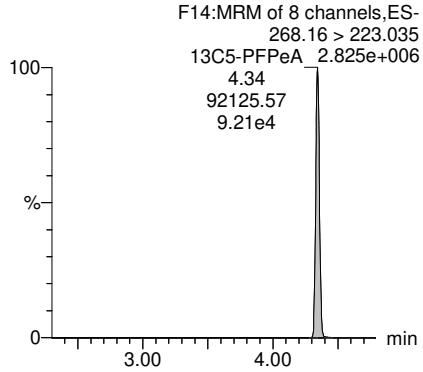

13C5-PFHxA

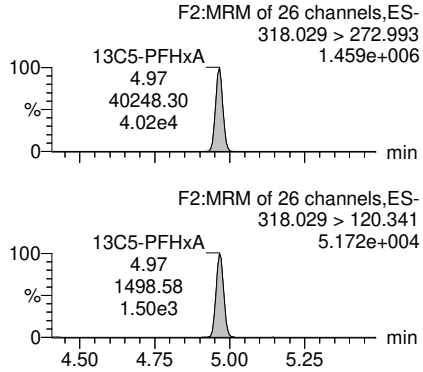

13C4-PFHpA

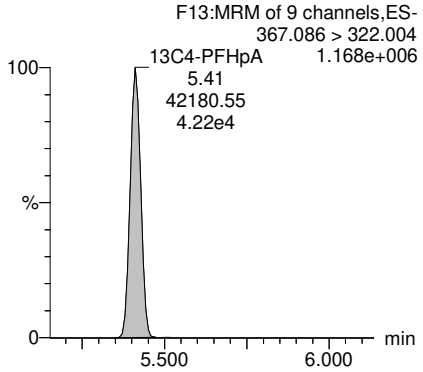

13C8-PFOA

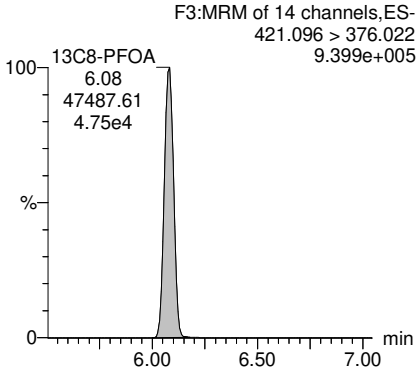

PV by TCH, SV by hh 10-Jun-21 Conc. & LOD unit = ng

Quantify Sample Report **MassLynx MassLynx V4.1 SCN909**
SGS Axys Analytical Services, Ltd.

Dataset: G:\Masslynx\Inst_L\PFAS\quanfile\FC1L_080-a6.qld

Last Altered: Wednesday, June 09, 2021 15:38:41 Pacific Daylight Time
Printed: Thursday, June 10, 2021 10:10:18 Pacific Daylight Time

ID: FC046G-CAL,, /01, Name: FC1L_080S21, Description: 1,,2uL, Date: 22-Feb-2021, Time: 13:17:59

13C9-PFNA

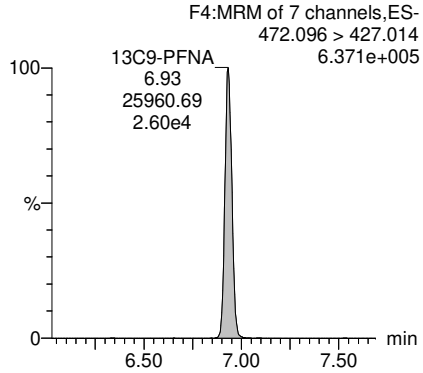

13C6-PFDA

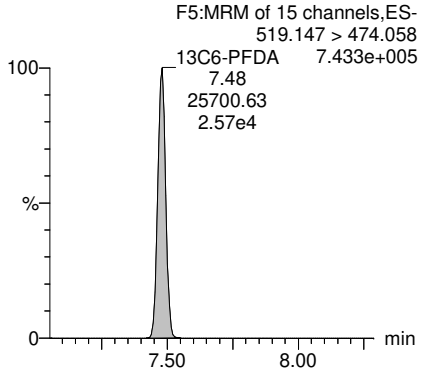

13C7-PFUnA

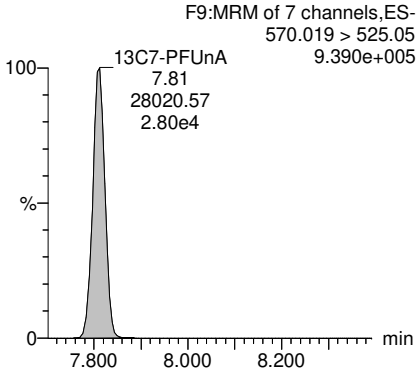

13C2-PFDoA

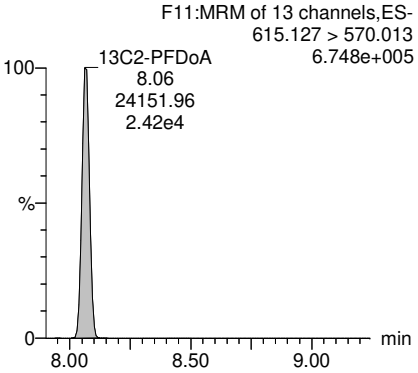

13C2-PFTeDA

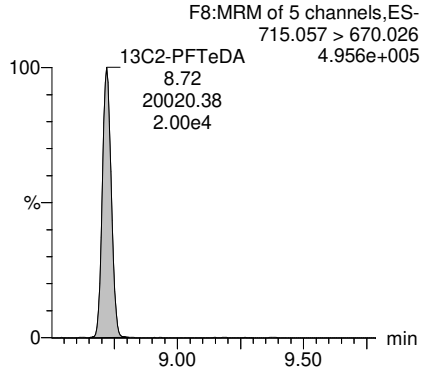

13C3-PFBS

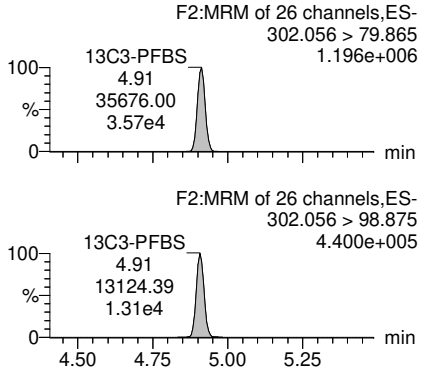

13C3-PFHxS

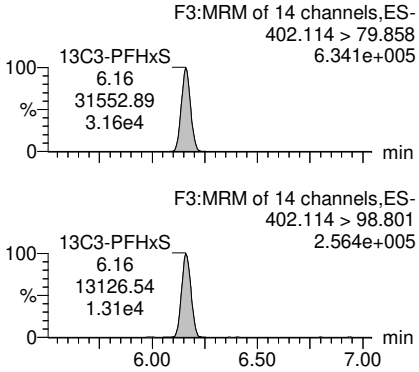

13C8-PFOS

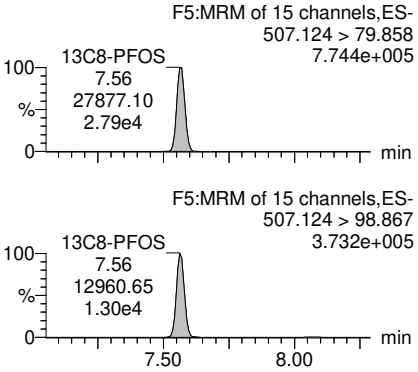

PV by TCH, SV by hh 10-Jun-21 Conc. & LOD unit = ng

Quantify Sample Report **MassLynx MassLynx V4.1 SCN909**
SGS Axys Analytical Services, Ltd.

Dataset: G:\Masslynx\Inst_L\PFAS\quanfile\FC1L_080-a6.qld

Last Altered: Wednesday, June 09, 2021 15:38:41 Pacific Daylight Time
Printed: Thursday, June 10, 2021 10:10:18 Pacific Daylight Time

ID: FC046G-CAL,, /01, Name: FC1L_080S21, Description: 1,,2uL, Date: 22-Feb-2021, Time: 13:17:59

13C2-4:2 FTS

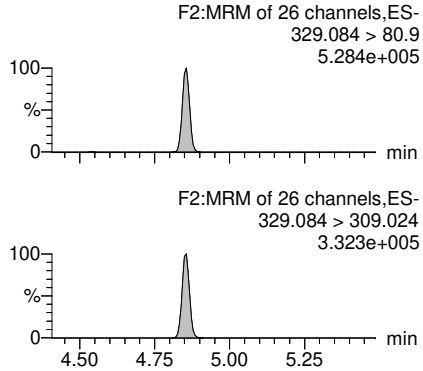

13C2-6:2 FTS

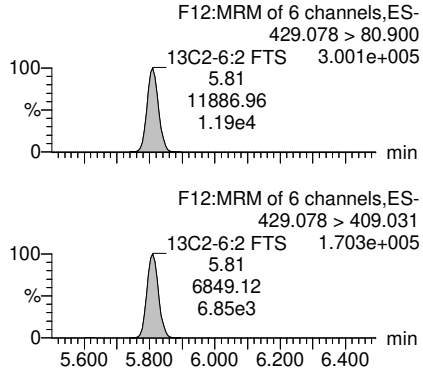

13C2-8:2 FTS

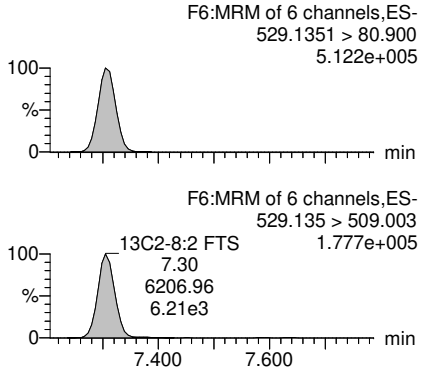

13C8-PFOSA

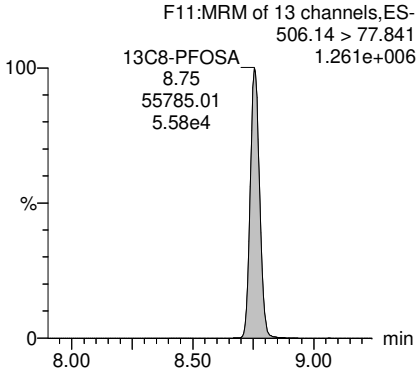

D3-N-MeFOSA

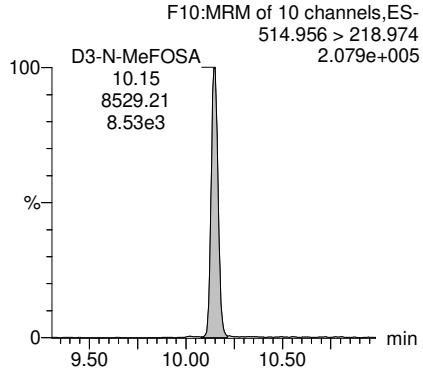

D5-N-EtFOSA

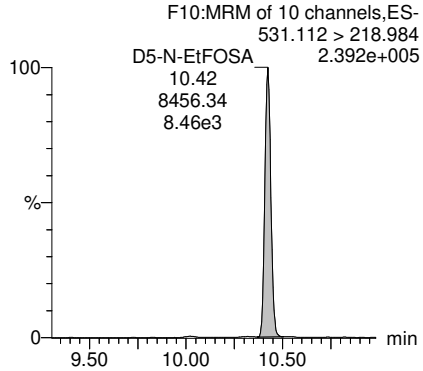

D3-MeFOSAA

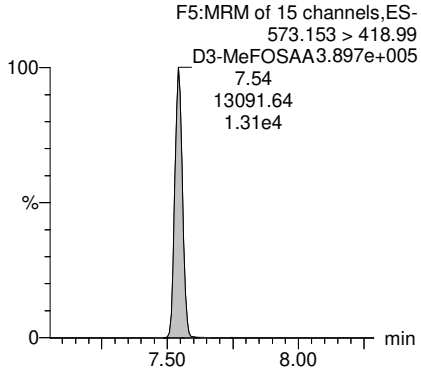

D5-EtFOSAA

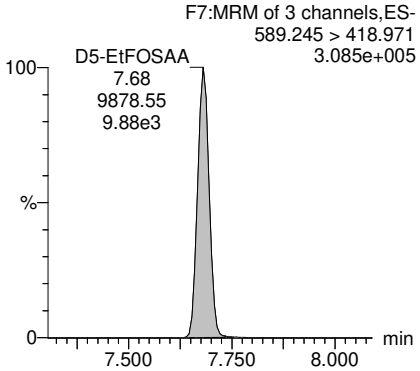

PV by TCH, SV by hh 10-Jun-21 Conc. & LOD unit = ng

Quantify Sample Report **MassLynx MassLynx V4.1 SCN909**
SGS Axys Analytical Services, Ltd.

Dataset: G:\Masslynx\Inst_L\PFAS\quanfile\FC1L_080-a6.qld

Last Altered: Wednesday, June 09, 2021 15:38:41 Pacific Daylight Time
Printed: Thursday, June 10, 2021 10:10:18 Pacific Daylight Time

ID: FC046G-CAL,, /01, Name: FC1L_080S21, Description: 1,,2uL, Date: 22-Feb-2021, Time: 13:17:59

D7-N-MeFOSE

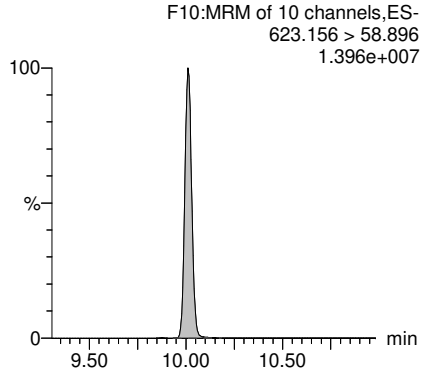

D9-N-EtFOSE

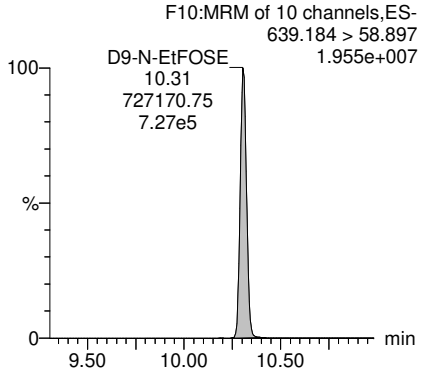

13C3-HFPO-DA

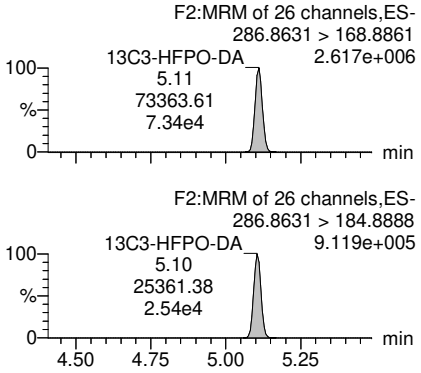

13C3-PFBA

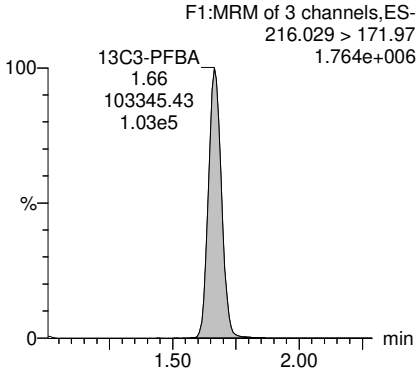

13C2-PFHxA

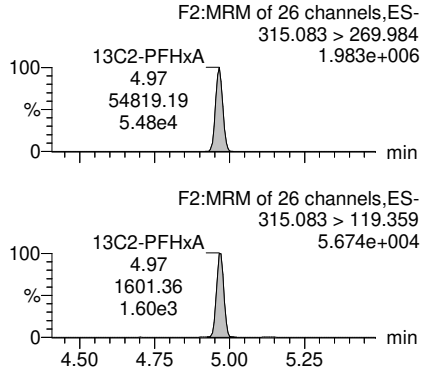

13C4-PFOA

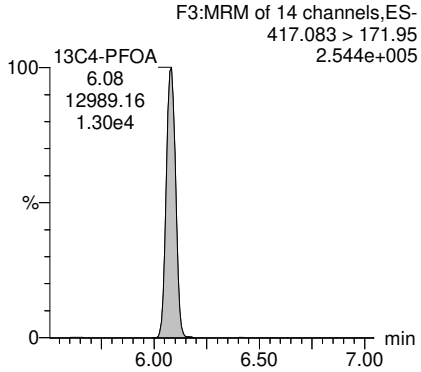

13C5-PFNA

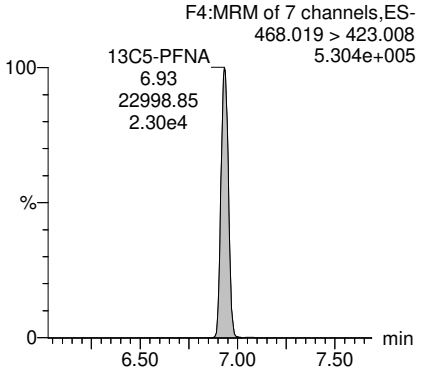

13C2-PFDA

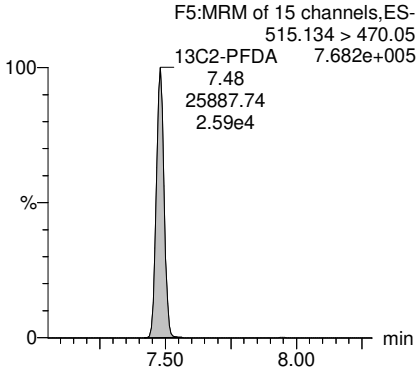

PV by TCH, SV by hh 10-Jun-21 Conc. & LOD unit = ng

Quantify Sample Report **MassLynx MassLynx V4.1 SCN909**
SGS Axys Analytical Services, Ltd.

Dataset: G:\Masslynx\Inst_L\PFAS\quanfile\FC1L_080-a6.qld

Last Altered: Wednesday, June 09, 2021 15:38:41 Pacific Daylight Time
Printed: Thursday, June 10, 2021 10:10:18 Pacific Daylight Time

ID: FC046G-CAL,, /01, Name: FC1L_080S21, Description: 1,,2uL, Date: 22-Feb-2021, Time: 13:17:59

18O2-PFHxS

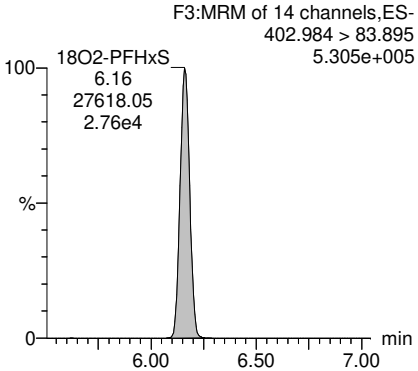

13C4-PFOS

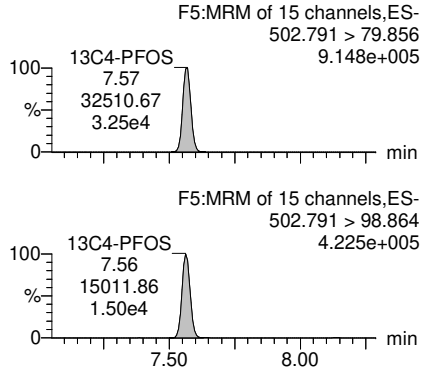

13C2-D4-6:2 FTS

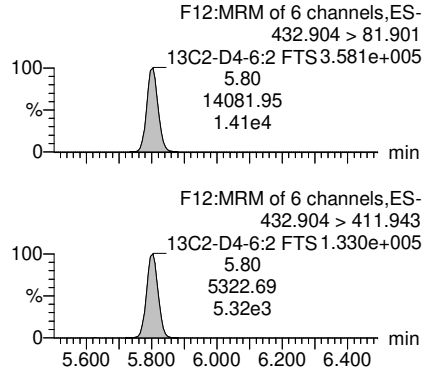

PV by TCH, SV by hh 10-Jun-21 Conc. & LOD unit = ng

Quantify Sample Report **MassLynx MassLynx V4.1 SCN909**
SGS Axys Analytical Services, Ltd.

Dataset: G:\Masslynx\Inst_L\PFAS\quanfile\FC1L_080-a6.qld

Last Altered: Wednesday, June 09, 2021 15:38:41 Pacific Daylight Time
Printed: Thursday, June 10, 2021 10:10:18 Pacific Daylight Time

ID: FC046G-CAL,, /01, Name: FC1L_080S21, Description: 1,,2uL, Date: 22-Feb-2021, Time: 13:17:59

#	IS#	Name	RT	Area	IS Area	Std. Conc	Conc.	LOD	%Rec	Ratio (Pred)	Ratio	Ratio Fail(Y/N)	S/N	Noise	IS Height	Sample size	F2	Flags
1	84	PFBA	1.67	458323	232710	80.000	78.527	0.0433	98.2				5427	1432	3959409	1.000	1.0	bb
2	85	PFPeA	4.34	216407	92126	40.000	38.877	0.0453	97.2				2539	2578	2825195	1.000	1.0	MM
3	86	PFHxA	4.97	77847	40248	20.000	18.217	0.0257	91.1	4.85	4.93	NO	2088	1327	1458241	1.000	1.0	bb
4	87	PFHpA	5.41	93853	42181	20.000	20.287	0.0272	101.4	2.16	1.97	NO	2239	1159	1167343	1.000	1.0	bb
5	88	PFOA-I	6.07	134369	47488	0.000	19.334	0.0775		1.96	2.00	NO	767	3554	939324	1.000	1.0	bb
6	88	PFOA-II			47488	0.000		0.0775		0.00				3554	939324	1.000	1.0	
7	88	PFOA-III			47488	0.000		0.0775		0.00				3554	939324	1.000	1.0	
8	88	PFOA-IV			47488	0.000		0.0775		0.00				3554	939324	1.000	1.0	
9		PFOA-SUM		134369	47488	0.000	19.334	0.0775						3554	939324	1.000	1.0	
10	88	PFOA	6.07	133804	47488	20.000	19.253	0.0775	96.3	1.96	2.00	NO	767	3554	939324	1.000	1.0	MM
11	89	PFNA-I	6.93	105645	25961	0.000	19.865	0.0379		2.85	2.94	NO	1508	1648	637115	1.000	1.0	bd
12	89	PFNA-II			25961	0.000		0.0379		0.00				1648	637115	1.000	1.0	
13	89	PFNA-III			25961	0.000		0.0379		0.00				1648	637115	1.000	1.0	
14		PFNA-SUM		105645	25961	0.000	19.865	0.0379						1648	637115	1.000	1.0	
15	89	PFNA	6.93	105645	25961	20.000	19.865	0.0379	99.3	2.85	2.94	NO	1508	1648	637115	1.000	1.0	bd
16	90	PFDA	7.48	84875	25701	20.000	19.715	0.0392	98.6	3.07	3.16	NO	1519	1628	743065	1.000	1.0	bb
17	91	PFUnA	7.81	82588	28021	20.000	19.317	0.0158	96.6	4.31	4.28	NO	3684	756	938680	1.000	1.0	bb
18	92	PFDoA	8.06	100921	24152	20.000	19.453	0.0225	97.3	7.42	7.83	NO	2641	1088	674411	1.000	1.0	db
19	Multi	PFTrDA	8.35	71252	22086	20.000	19.154	0.0520	95.8	3.08	3.14	NO	1257	1693	584850	1.000	1.0	bb
20	93	PFTeDA	8.72	57646	20020	20.000	19.286	0.0467	96.4	2.82	2.68	NO	1200	1151	495289	1.000	1.0	bb
21	94	PFBS	4.91	81156	35676	20.000	19.733	0.0007	98.7	2.59	2.61	NO	84606	32	1195138	1.000	1.0	bb
22	95	PFPeS	5.43	64310	31553	20.058	20.656	0.0020	103.0	2.24	2.30	NO	39925	42	633678	1.000	1.0	bb
23	95	PFHxS-I	6.17	62705	31553	0.000	16.910	0.0191		2.37	2.33	NO	2573	474	633678	1.000	1.0	db
24	95	PFHxS-II	5.94	6385	31553	0.000	1.722	0.0191		3.26	2.73	NO	300	474	633678	1.000	1.0	dd
25	95	PFHxS-III	5.86	3233	31553	0.000	0.872	0.0191		2.72	3.94	NO	145	474	633678	1.000	1.0	dd
26		PFHxS-SUM		72323	31553	0.000	19.504	0.0572						474	633678	1.000	1.0	
27	95	PFHxS	6.17	72106	31553	20.000	19.445	0.0191	97.2	2.40	2.33	NO	2572	474	633678	1.000	1.0	MM
28	96	PFHpS	7.04	62171	27877	20.046	20.547	0.0058	102.5	2.12	2.20	NO	8837	164	774405	1.000	1.0	bb
29	96	PFOS-I	7.57	57417	27877	0.000	16.580	0.0046		2.42	2.50	NO	10987	147	774405	1.000	1.0	bb
30	96	PFOS-II	7.45	6131	27877	0.000	1.770	0.0046		2.75	3.37	NO	1021	147	774405	1.000	1.0	db
31	96	PFOS-III	7.40	4725	27877	0.000	1.365	0.0046		8.19	7.30	NO	889	147	774405	1.000	1.0	bd
32	96	PFOS-IV	7.24	244	27877	0.000	0.071	0.0046		2.14	9.18	YES	32	147	774405	1.000	1.0	dd
33		PFOS-SUM		68517	27877	0.000	19.785	0.0183						147	774405	1.000	1.0	
34	96	PFOS	7.57	68161	27877	20.000	19.682	0.0046	98.4	2.54	2.67	NO	10985	147	774405	1.000	1.0	MM
35	96	PFNS	7.89	65584	27877	20.038	19.942	0.0069	99.5	2.36	2.26	NO	10426	209	774405	1.000	1.0	bb
36	96	PFDS	8.15	64389	27877	20.000	20.503	0.0035	102.5	2.36	2.17	NO	17594	102	774405	1.000	1.0	bb

PV by TCH, SV by hh 10-Jun-21 Conc. & LOD unit = ng

Quantify Sample Report **MassLynx MassLynx V4.1 SCN909**
SGS Axys Analytical Services, Ltd.

Dataset: G:\Masslynx\Inst_L\PFAS\quanfile\FC1L_080-a6.qld

Last Altered: Wednesday, June 09, 2021 15:38:41 Pacific Daylight Time
Printed: Thursday, June 10, 2021 10:10:18 Pacific Daylight Time

ID: FC046G-CAL,, /01, Name: FC1L_080S21, Description: 1,,2uL, Date: 22-Feb-2021, Time: 13:17:59

#	IS#	Name	RT	Area	IS Area	Std. Conc	Conc.	LOD	%Rec	Ratio (Pred)	Ratio	Ratio Fail(Y/N)	S/N	Noise	IS Height	Sample size	F2	Flags
37	96	PFDoS	8.88	51847	27877	20.030	20.040	0.0039	100.1	2.24	2.27	NO	12397	93	774405	1.000	1.0	MM
38	97	4:2 FTS	4.85	26905	14556	80.000	78.394	0.0049	98.0	0.43	0.46	NO	47325	20	527818	1.000	1.0	bb
39	98	6:2 FTS	5.81	20881	11887	72.000	67.970	0.0423	94.4	0.44	0.47	NO	4889	109	300090	1.000	1.0	bb
40	99	8:2 FTS	7.30	20913	18688	80.000	83.654	0.0704	104.6	0.57	0.57	NO	3539	161	511941	1.000	1.0	bb
41	100	PFOSA-I	8.76	98298	55785	0.000	17.728	0.0047					11225	196	1260922	1.000	1.0	bb
42	100	PFOSA-II	8.61	8943	55785	0.000	1.613	0.0047					817	196	1260922	1.000	1.0	db
43		PFOSA-SUM		107242	55785	0.000	19.341	0.0094						196	1260922	1.000	1.0	
44	100	PFOSA	8.76	109314	55785	20.000	19.715	0.0047	98.6				11230	196	1260922	1.000	1.0	MM
45	101	N-MeFOSA-I	10.14	19965	8529	0.000	20.893	0.0123		0.55	0.55	NO	5236	95	207782	1.000	1.0	dd
46	101	N-MeFOSA-II	9.97	1081	8529	0.000	1.131	0.0123		1.14	1.15	NO	267	95	207782	1.000	1.0	dd
47		N-MeFOSA-SUM		21046	8529	0.000	22.024	0.0245						95	207782	1.000	1.0	
48	101	N-MeFOSA	10.14	21695	8529	23.000	22.704	0.0123	98.7	0.53	0.54	NO	5234	95	207782	1.000	1.0	MM
49	102	N-EtFOSA-I	10.43	38587	8456	0.000	37.962	0.0173		0.55	0.55	NO	6297	165	238603	1.000	1.0	dd
50	102	N-EtFOSA-II	10.29	8122	8456	0.000	7.990	0.0173		1.28	1.31	NO	1227	165	238603	1.000	1.0	dd
51		N-EtFOSA-SUM		46708	8456	0.000	45.952	0.0345						165	238603	1.000	1.0	
52	102	N-EtFOSA	10.43	50180	8456	50.000	49.368	0.0173	98.7	0.53	0.53	NO	6295	165	238603	1.000	1.0	MM
53	103	MeFOSAA-I	7.55	9406	13092	0.000	19.005	0.0181		2.01	2.31	NO	3113	89	389599	1.000	1.0	db
54	103	MeFOSAA-II	7.44	726	13092	0.000	1.466	0.0181		1.84	1.00	NO	230	89	389599	1.000	1.0	dd
55	103	MeFOSAA-III	7.37	218	13092	0.000	0.440	0.0181		0.29	0.71	YES	54	89	389599	1.000	1.0	bd
56		MeFOSAA-SUM		10350	13092	0.000	20.911	0.0544						89	389599	1.000	1.0	
57	103	MeFOSAA	7.55	10352	13092	20.000	20.914	0.0181	104.6	1.87	2.03	NO	3113	89	389599	1.000	1.0	MM
58	104	EtFOSAA-I	7.69	6850	9879	0.000	18.279	0.0435		1.24	1.26	NO	1253	169	308280	1.000	1.0	dd
59	104	EtFOSAA-II	7.59	343	9879	0.000	0.915	0.0435		0.34	0.52	YES	61	169	308280	1.000	1.0	dd
60	104	EtFOSAA-III	7.52	274	9879	0.000	0.731	0.0435		0.63	0.45	NO	35	169	308280	1.000	1.0	bd
61		EtFOSAA-SUM		7467	9879	0.000	19.925	0.1304						169	308280	1.000	1.0	
62	104	EtFOSAA	7.69	7434	9879	20.000	19.836	0.0435	99.2	1.09	1.11	NO	1253	169	308280	1.000	1.0	MM
63	105	N-MeFOSE-I	10.03	1079133	565137	0.000	173.216	0.0450					11529	2306	13955311	1.000	1.0	dd
64	105	N-MeFOSE-II	9.89	107161	565137	0.000	17.201	0.0450					971	2306	13955311	1.000	1.0	dd
65	105	N-MeFOSE-III	9.83	66097	565137	0.000	10.610	0.0450					528	2306	13955311	1.000	1.0	dd
66		N-MeFOSE-SUM		1252390	565137	0.000	201.027	0.1349						2306	13955311	1.000	1.0	
67	105	N-MeFOSE	10.03	1245860	565137	200.000	199.979	0.0450	100.0				11525	2306	13955311	1.000	1.0	MM
68	106	N-EtFOSE-I	10.33	942696	727171	0.000	108.952	0.0129					25507	996	19535394	1.000	1.0	db
69	106	N-EtFOSE-II	10.21	171492	727171	0.000	19.820	0.0129					3510	996	19535394	1.000	1.0	dd
70	106	N-EtFOSE-III	10.15	186397	727171	0.000	21.543	0.0129					3463	996	19535394	1.000	1.0	dd
71		N-EtFOSE-SUM		1300585	727171	0.000	150.316	0.0386						996	19535394	1.000	1.0	
72	106	N-EtFOSE	10.33	1291840	727171	150.000	149.305	0.0129	99.5				25501	996	19535394	1.000	1.0	MM

PV by TCH, SV by hh 10-Jun-21 Conc. & LOD unit = ng

Quantify Sample Report **MassLynx MassLynx V4.1 SCN909**
SGS Axys Analytical Services, Ltd.

Dataset: G:\Masslynx\Inst_L\PFAS\quanfile\FC1L_080-a6.qld

Last Altered: Wednesday, June 09, 2021 15:38:41 Pacific Daylight Time
Printed: Thursday, June 10, 2021 10:10:18 Pacific Daylight Time

ID: FC046G-CAL,, /01, Name: FC1L_080S21, Description: 1,,2uL, Date: 22-Feb-2021, Time: 13:17:59

#	IS#	Name	RT	Area	IS Area	Std. Conc	Conc.	LOD	%Rec	Ratio (Pred)	Ratio	Ratio Fail(Y/N)	S/N	Noise	IS Height	Sample size	F2	Flags
73	107	HFPO-DA	5.11	141662	73364	76.000	70.659	0.0179	93.0	2.87	2.50	NO	11560	427	2616331	1.000	1.0	bb
74	107	ADONA	5.61	991959	73364	80.000	77.078	0.0050	96.3	1.08	1.11	NO	34217	771	2616331	1.000	1.0	db
75	107	9Cl-PF3ONS	7.80	274143	73364	80.152	75.140	0.0032	93.7	3.20	3.04	NO	61080	141	2616331	1.000	1.0	bb
76	107	11Cl-PF3OUdS	8.37	155739	73364	80.128	79.027	0.0135	98.6	3.13	3.19	NO	14215	317	2616331	1.000	1.0	bd
77	85	3:3 FTCA	3.73	29840	92126	80.000	78.174	0.1180	97.7	1.75	1.89	NO	972	460	2825195	1.000	1.0	MM
78	86	5:3 FTCA	5.21	314376	40248	500.000	453.911	0.0509	90.8	1.20	1.23	NO	21621	426	1458241	1.000	1.0	bb
79	86	7:3 FTCA	6.72	186716	40248	500.000	462.013	0.0678	92.4	0.71	0.68	NO	11693	331	1458241	1.000	1.0	bd
80	86	PFEESA	5.13	237198	40248	20.000	18.662	0.0011	93.3	9.28	8.99	NO	44618	174	1458241	1.000	1.0	bb
81	85	PFMPA	2.77	316730	92126	40.000	37.629	0.0251	94.1				1658	2163	2825195	1.000	1.0	MM
82	85	PFMBA	4.60	214707	92126	20.000	19.163	0.0018	95.8				30151	207	2825195	1.000	1.0	bb
83	86	NFDHA	4.91	7549	40248	40.000	43.276	0.0248	108.2	0.94	1.31	NO	4927	52	1458241	1.000	1.0	MM
84	108	13C4-PFBA	1.66	232710	103345	40.000	39.435	0.0048	98.6				24463	162	1762138	1.000	1.0	bb
85	109	13C5-PFPeA	4.34	92126	54819	20.000	20.444	0.0033	102.2				15715	180	1982027	1.000	1.0	MM
86	109	13C5-PFHxA	4.97	40248	54819	10.000	10.498	0.0004	105.0	23.32	26.86	NO	70971	21	1982027	1.000	1.0	bb
87	110	13C4-PFHpA	5.41	42181	12989	10.000	9.792	0.0042	97.9				9892	118	254314	1.000	1.0	bb
88	110	13C8-PFOA	6.08	47488	12989	10.000	9.808	0.0113	98.1				2623	358	254314	1.000	1.0	bb
89	111	13C9-PFNA	6.93	25961	22999	5.000	4.920	0.0022	98.4				7075	90	530256	1.000	1.0	dd
90	112	13C6-PFDA	7.48	25701	25888	5.000	4.933	0.0016	98.7				8885	84	768041	1.000	1.0	bb
91	112	13C7-PFUnA	7.81	28021	25888	5.000	4.956	0.0025	99.1				6653	141	768041	1.000	1.0	bb
92	112	13C2-PFDoA	8.06	24152	25888	5.000	4.962	0.0039	99.2				3605	187	768041	1.000	1.0	bb
93	112	13C2-PFTeDA	8.72	20020	25888	5.000	4.690	0.0031	93.8				3785	131	768041	1.000	1.0	bb
94	113	13C3-PFBS	4.91	35676	27618	10.030	10.389	0.0021	103.6	2.73	2.72	NO	26313	45	530048	1.000	1.0	bb
95	113	13C3-PFHxS	6.16	31553	27618	10.015	10.072	0.0032	100.6	2.38	2.40	NO	9890	64	530048	1.000	1.0	bb
96	114	13C8-PFOS	7.56	27877	32511	10.062	9.442	0.0018	93.8	2.33	2.15	NO	15718	49	914276	1.000	1.0	MM
97	115	13C2-4:2 FTS	4.86	14556	14082	20.168	18.884	0.0412	93.6	1.62	1.55	NO	1961	269	357862	1.000	1.0	bb
98	115	13C2-6:2 FTS	5.81	11887	14082	19.998	18.584	0.0054	92.9	1.88	1.74	NO	10249	29	357862	1.000	1.0	dd
99	115	13C2-8:2 FTS	7.30	18688	14082	20.040	18.467	0.0418	92.1	3.76	3.01	NO	1430	358	357862	1.000	1.0	bb
100	114	13C8-PFOSA	8.75	55785	32511	10.000	9.443	0.0080	94.4				2847	443	914276	1.000	1.0	bd
101	114	D3-N-MeFOSA	10.15	8529	32511	10.000	9.425	0.0236	94.3				1038	200	914276	1.000	1.0	dd
102	114	D5-N-EtFOSA	10.42	8456	32511	10.000	9.325	0.0131	93.3				2143	111	914276	1.000	1.0	bb
103	115	D3-MeFOSAA	7.54	13092	14082	22.500	19.468	0.0039	86.5				17760	22	357862	1.000	1.0	MM
104	115	D5-EtFOSAA	7.68	9879	14082	20.000	17.896	0.0543	89.5				1215	254	357862	1.000	1.0	MM
105	114	D7-N-MeFOSE	10.01	565137	32511	100.000	93.910	0.0171	93.9				14509	962	914276	1.000	1.0	MM
106	114	D9-N-EtFOSE	10.31	727171	32511	100.000	93.416	0.0096	93.4				27850	701	914276	1.000	1.0	bb
107	109	13C3-HFPO-DA	5.11	73364	54819	40.000	41.016	0.0031	102.5	2.64	2.89	NO	39721	66	1982027	1.000	1.0	bb
108		13C3-PFBA	1.66	103345		20.000	20.992	0.0062	105.0				10170	173		1.000	1.0	bb

PV by TCH, SV by hh 10-Jun-21 Conc. & LOD unit = ng

Quantify Sample Report **MassLynx MassLynx V4.1 SCN909**
SGS Axys Analytical Services, Ltd.

Dataset: G:\Masslynx\Inst_L\PFAS\quanfile\FC1L_080-a6.qld

Last Altered: Wednesday, June 09, 2021 15:38:41 Pacific Daylight Time
Printed: Thursday, June 10, 2021 10:10:18 Pacific Daylight Time

ID: FC046G-CAL,, /01, Name: FC1L_080S21, Description: 1,,2uL, Date: 22-Feb-2021, Time: 13:17:59

#	IS#	Name	RT	Area	IS Area	Std. Conc	Conc.	LOD	%Rec	Ratio (Pred)	Ratio	Ratio Fail(Y/N)	S/N	Noise	IS Height	Sample size	F2	Flags
109		13C2-PFHxA	4.97	54819		10.000	10.032	0.0007	100.3	35.50	34.23	NO	43619	45		1.000	1.0	bb
110		13C4-PFOA	6.08	12989		10.000	9.893	0.0054	98.9				5473	46		1.000	1.0	bb
111		13C5-PFNA	6.93	22999		5.000	4.971	0.0016	99.4				9183	58		1.000	1.0	bb
112		13C2-PFDA	7.48	25888		5.000	5.015	0.0010	100.3				15080	51		1.000	1.0	bb
113		18O2-PFHxS	6.16	27618		10.050	9.713	0.0028	96.6				10497	50		1.000	1.0	bb
114		13C4-PFOS	7.57	32511		10.150	10.530	0.0026	103.8	2.17	2.17	NO	12098	76		1.000	1.0	bb
115		13C2-D4-6:2 FTS	5.80	14082		20.000	21.960	0.0058	109.8	2.50	2.65	NO	11438	31		1.000	1.0	bb

PV by TCH, SV by hh 10-Jun-21 Conc. & LOD unit = ng

Quantify Sample Report **MassLynx MassLynx V4.1 SCN909**
SGS Axys Analytical Services, Ltd.

Dataset: G:\Masslynx\Inst_L\PFAS\quanfile\FC1L_080-a6.qld

Last Altered: Wednesday, June 09, 2021 15:38:41 Pacific Daylight Time
Printed: Thursday, June 10, 2021 10:10:18 Pacific Daylight Time

ID: FC046H-CAL,, /01, Name: FC1L_080S22, Description: 1,,2uL, Date: 22-Feb-2021, Time: 13:30:56

PFBA

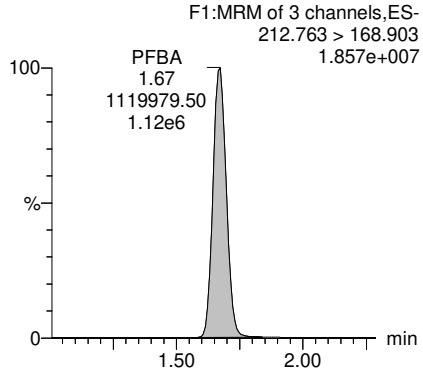

PFPeA

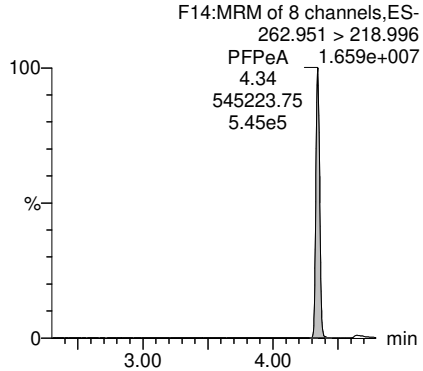

PFHxA

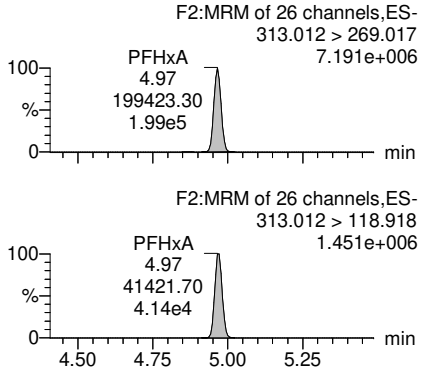

PFHpA

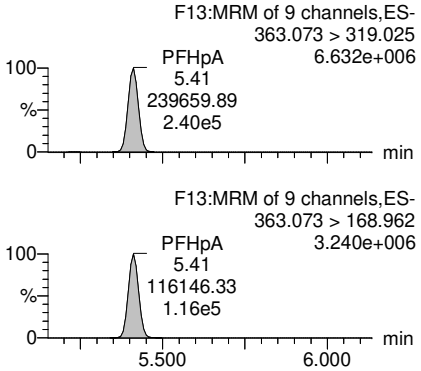

PFOA-I

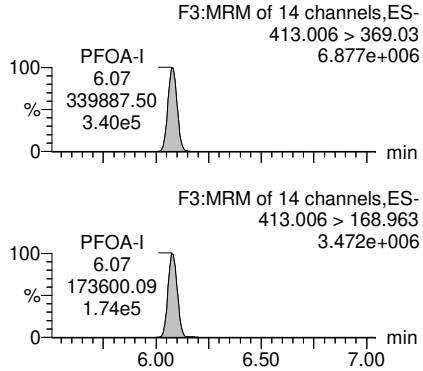

PFOA-II

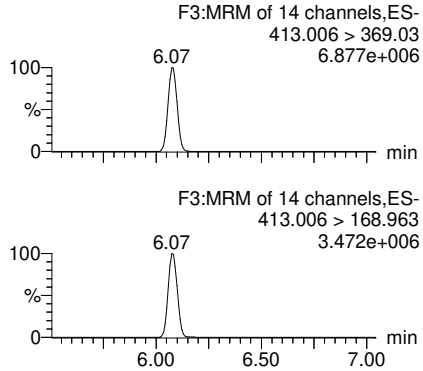

PFOA-III

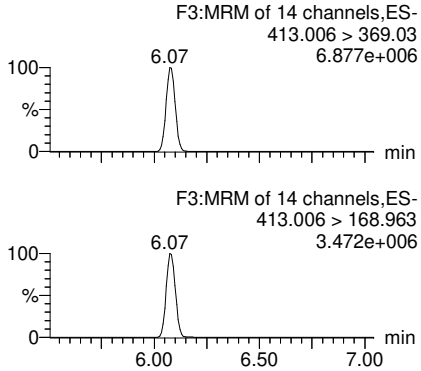

PFOA-IV

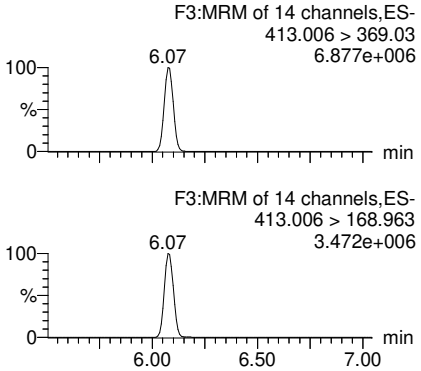

PV by TCH, SV by hh 10-Jun-21 Conc. & LOD unit = ng

Quantify Sample Report **MassLynx MassLynx V4.1 SCN909**
SGS Axys Analytical Services, Ltd.

Dataset: G:\Masslynx\Inst_L\PFAS\quanfile\FC1L_080-a6.qld

Last Altered: Wednesday, June 09, 2021 15:38:41 Pacific Daylight Time
Printed: Thursday, June 10, 2021 10:10:18 Pacific Daylight Time

ID: FC046H-CAL,, /01, Name: FC1L_080S22, Description: 1,,2uL, Date: 22-Feb-2021, Time: 13:30:56

PFOA-SUM

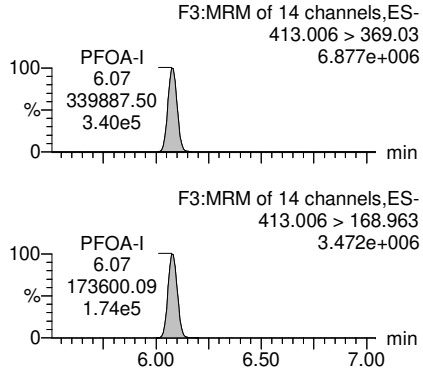

PFOA

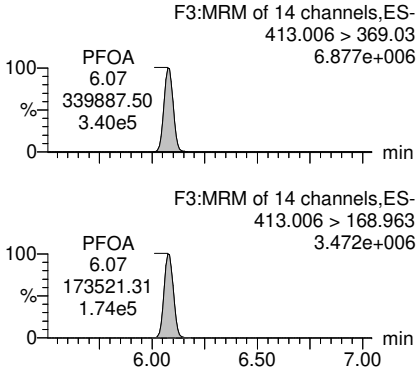

PFNA-I

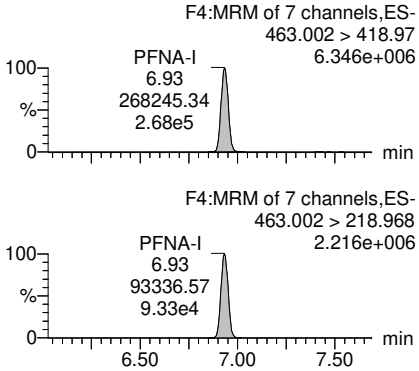

PFNA-II

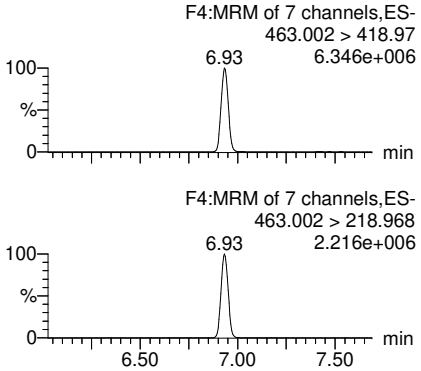

PFNA-III

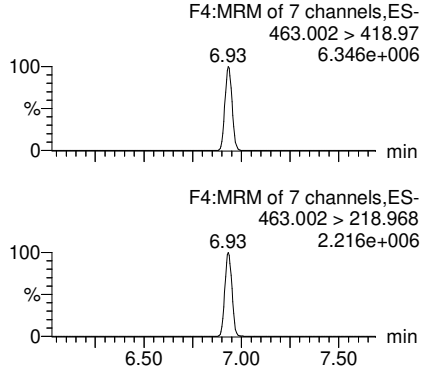

PFNA-SUM

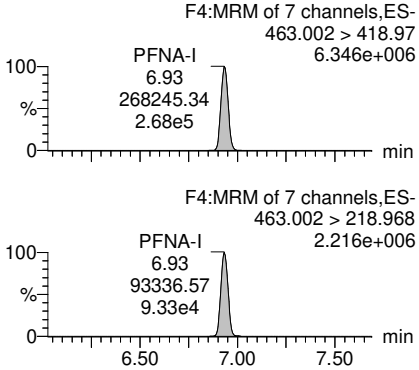

PFNA

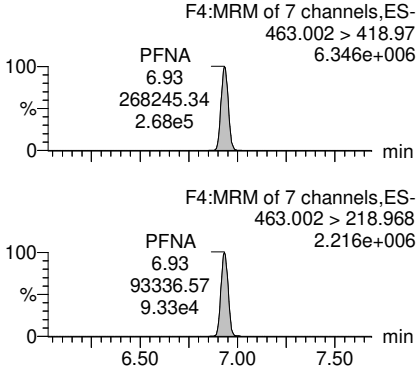

PFDA

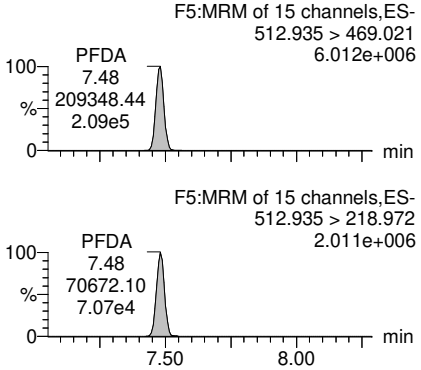

PV by TCH, SV by hh 10-Jun-21 Conc. & LOD unit = ng

Quantify Sample Report **MassLynx MassLynx V4.1 SCN909**
SGS Axys Analytical Services, Ltd.

Dataset: G:\Masslynx\Inst_L\PFAS\quanfile\FC1L_080-a6.qld

Last Altered: Wednesday, June 09, 2021 15:38:41 Pacific Daylight Time
Printed: Thursday, June 10, 2021 10:10:18 Pacific Daylight Time

ID: FC046H-CAL,, /01, Name: FC1L_080S22, Description: 1,,2uL, Date: 22-Feb-2021, Time: 13:30:56

PFUnA

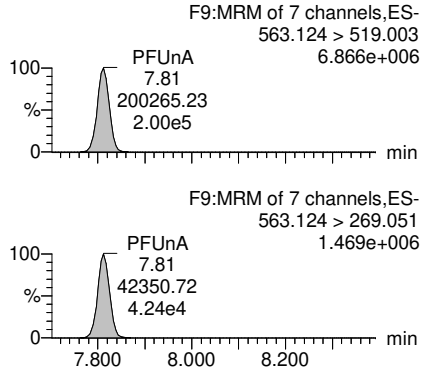

PFDoA

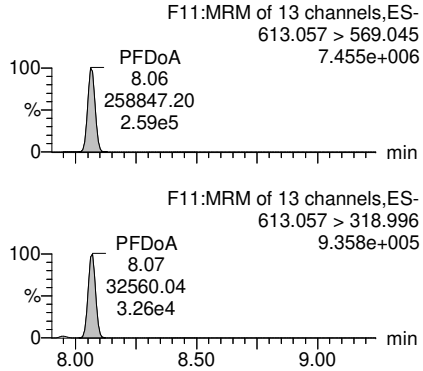

PFTrDA

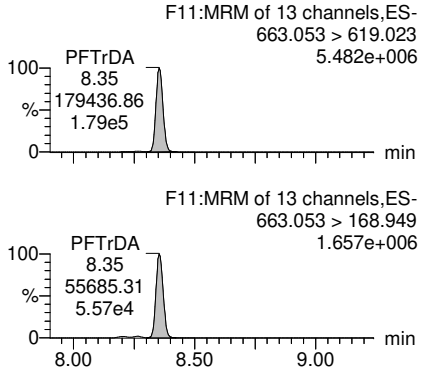

PFTeDA

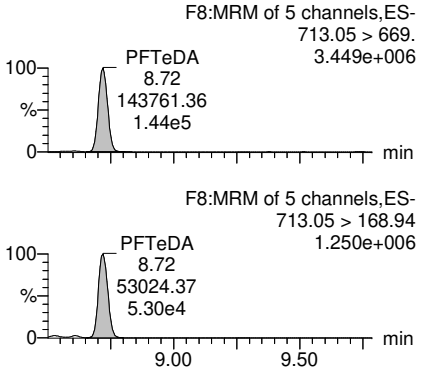

PFBS

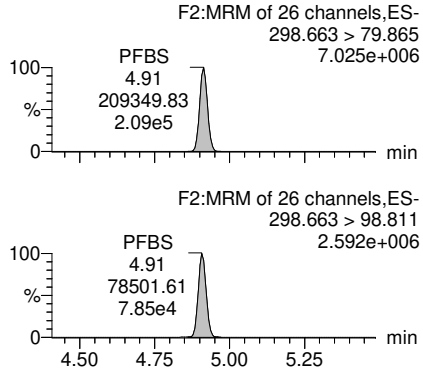

PFPeS

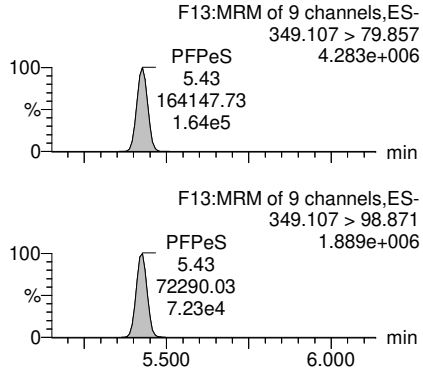

PFHxS-I

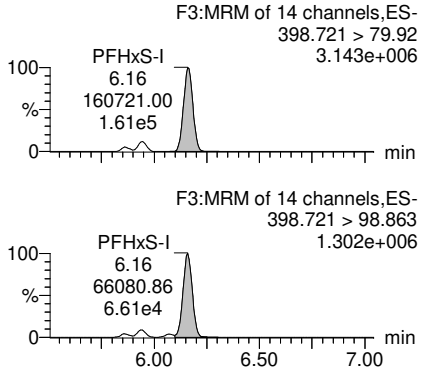

PFHxS-II

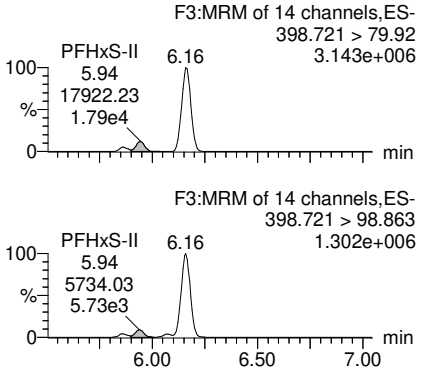

PV by TCH, SV by hh 10-Jun-21 Conc. & LOD unit = ng

Quantify Sample Report **MassLynx MassLynx V4.1 SCN909**
SGS Axys Analytical Services, Ltd.

Dataset: G:\Masslynx\Inst_L\PFAS\quanfile\FC1L_080-a6.qld

Last Altered: Wednesday, June 09, 2021 15:38:41 Pacific Daylight Time
Printed: Thursday, June 10, 2021 10:10:18 Pacific Daylight Time

ID: FC046H-CAL,, /01, Name: FC1L_080S22, Description: 1,,2uL, Date: 22-Feb-2021, Time: 13:30:56

PFHxS-III

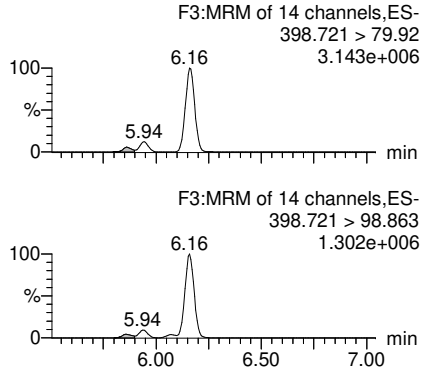

PFHxS-SUM

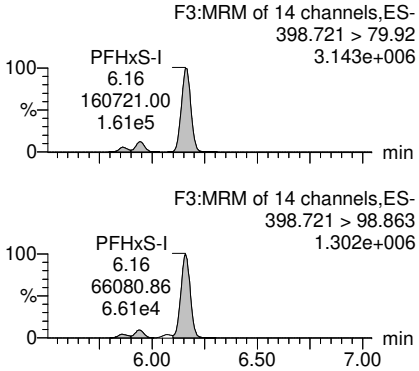

PFHxS

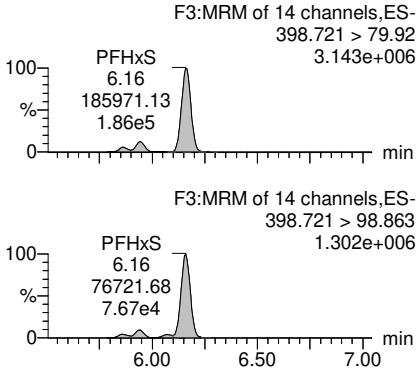

PFHpS

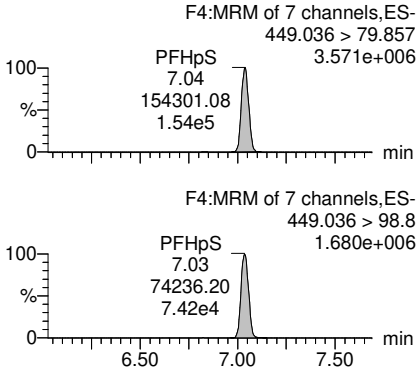

PFOS-I

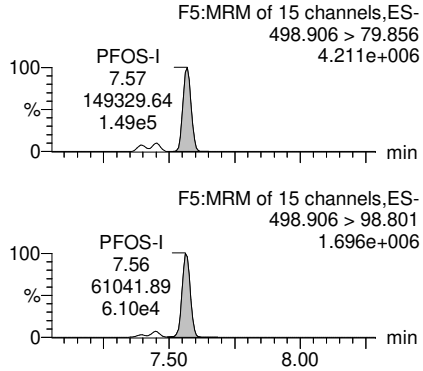

PFOS-II

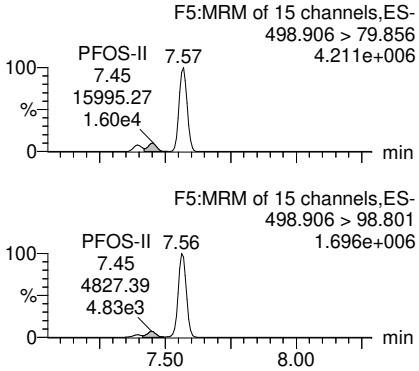

PFOS-III

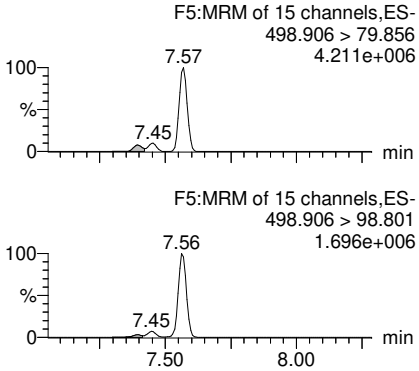

PFOS-IV

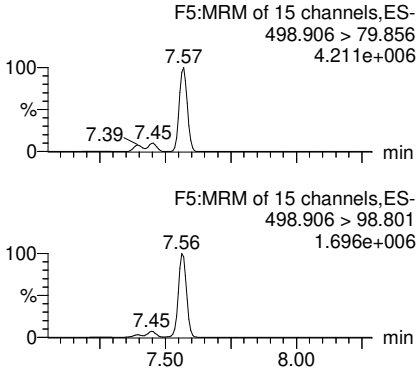

PV by TCH, SV by hh 10-Jun-21 Conc. & LOD unit = ng

Quantify Sample Report **MassLynx MassLynx V4.1 SCN909**
SGS Axys Analytical Services, Ltd.

Dataset: G:\Masslynx\Inst_L\PFAS\quanfile\FC1L_080-a6.qld

Last Altered: Wednesday, June 09, 2021 15:38:41 Pacific Daylight Time
Printed: Thursday, June 10, 2021 10:10:18 Pacific Daylight Time

ID: FC046H-CAL,, /01, Name: FC1L_080S22, Description: 1,,2uL, Date: 22-Feb-2021, Time: 13:30:56

PFOS-SUM

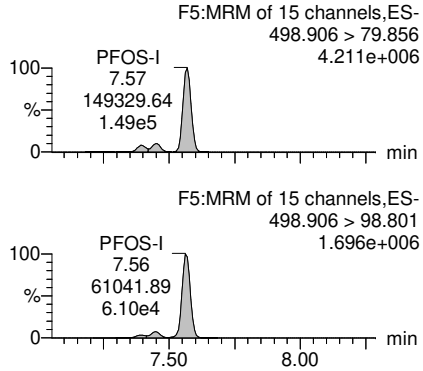

PFOS

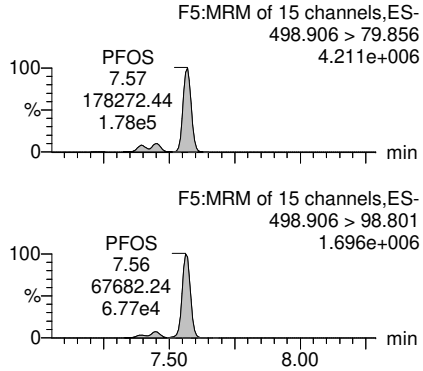

PFNS

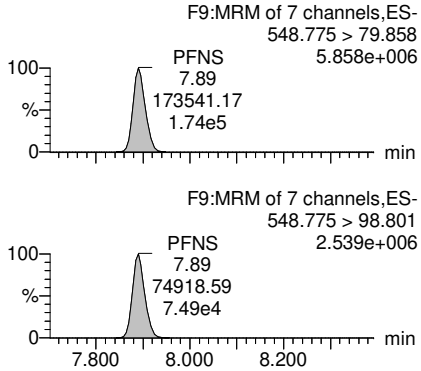

PFDS

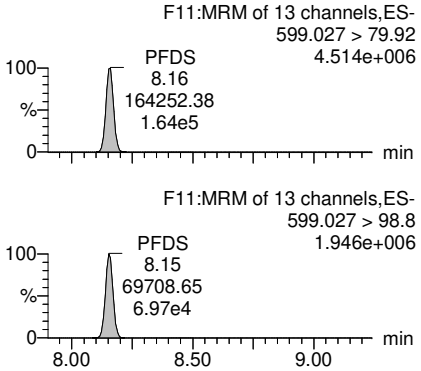

PFDoS

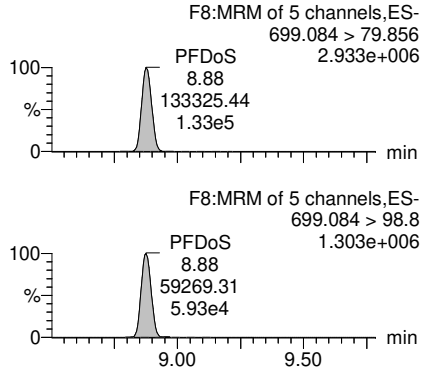

4:2 FTS

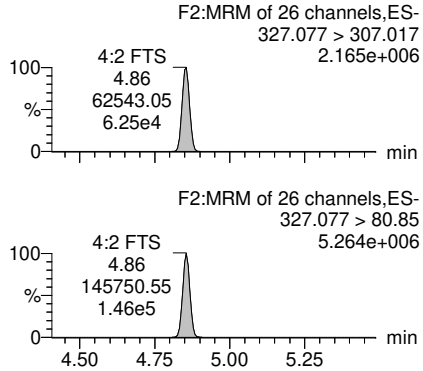

6:2 FTS

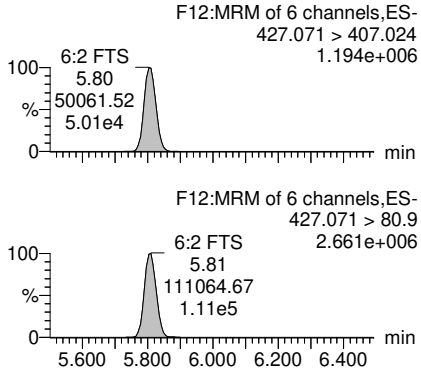

8:2 FTS

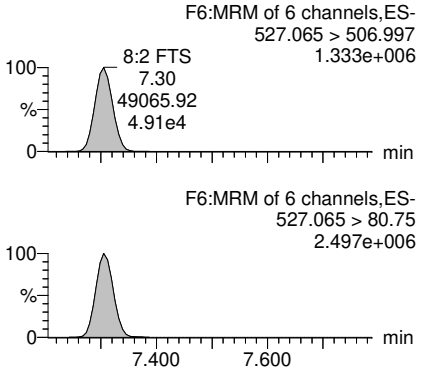

PV by TCH, SV by hh 10-Jun-21 Conc. & LOD unit = ng

Quantify Sample Report **MassLynx MassLynx V4.1 SCN909**
SGS Axys Analytical Services, Ltd.

Dataset: G:\Masslynx\Inst_L\PFAS\quanfile\FC1L_080-a6.qld

Last Altered: Wednesday, June 09, 2021 15:38:41 Pacific Daylight Time
Printed: Thursday, June 10, 2021 10:10:18 Pacific Daylight Time

ID: FC046H-CAL,, /01, Name: FC1L_080S22, Description: 1,,2uL, Date: 22-Feb-2021, Time: 13:30:56

PFOSA-I

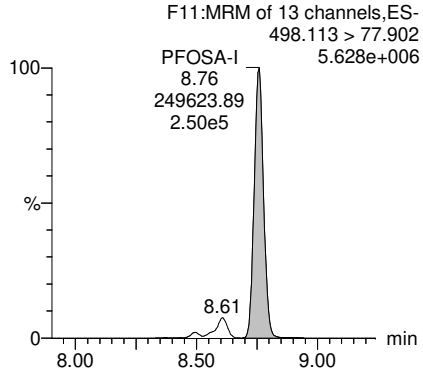

PFOSA-II

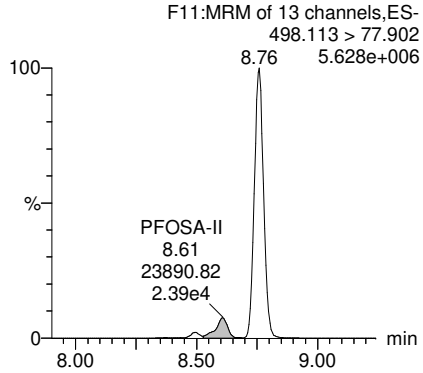

PFOSA-SUM

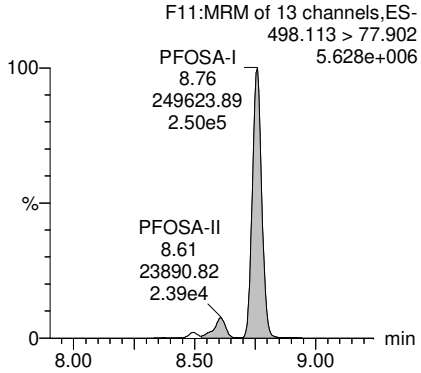

PFOSA

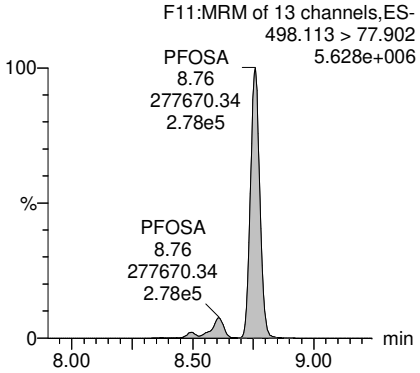

N-MeFOSA-I

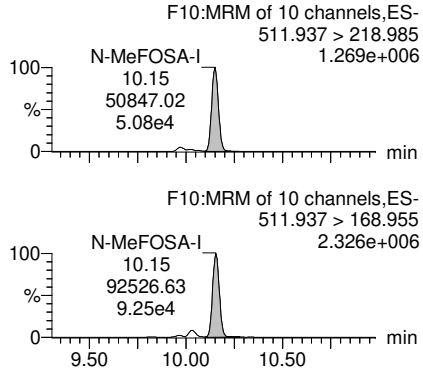

N-MeFOSA-II

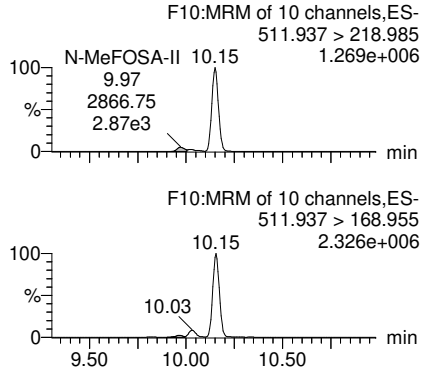

N-MeFOSA-SUM

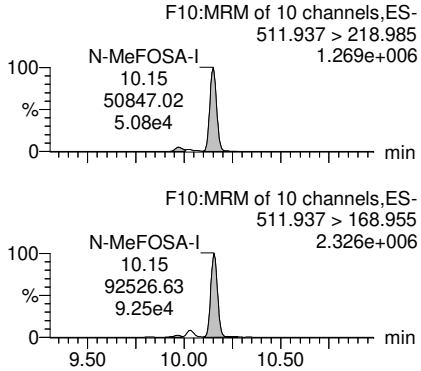

N-MeFOSA

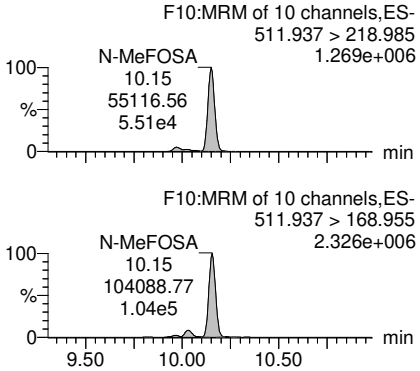

PV by TCH, SV by hh 10-Jun-21 Conc. & LOD unit = ng

Quantify Sample Report **MassLynx MassLynx V4.1 SCN909**
SGS Axys Analytical Services, Ltd.

Dataset: G:\Masslynx\Inst_L\PFAS\quanfile\FC1L_080-a6.qld

Last Altered: Wednesday, June 09, 2021 15:38:41 Pacific Daylight Time
Printed: Thursday, June 10, 2021 10:10:18 Pacific Daylight Time

ID: FC046H-CAL,, /01, Name: FC1L_080S22, Description: 1,,2uL, Date: 22-Feb-2021, Time: 13:30:56

N-EtFOSA-I

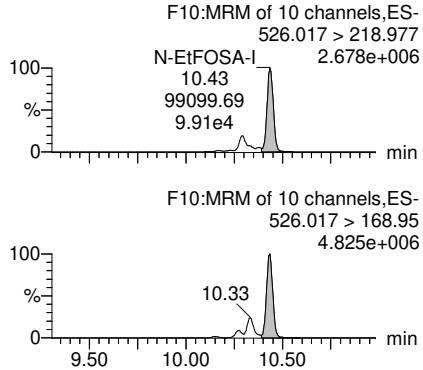

N-EtFOSA-II

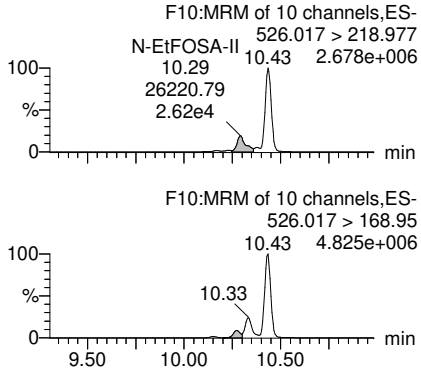

N-EtFOSA-SUM

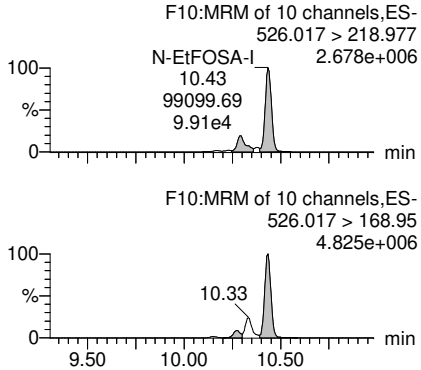

N-EtFOSA

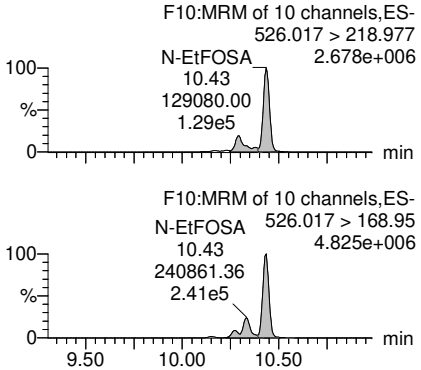

MeFOSAA-I

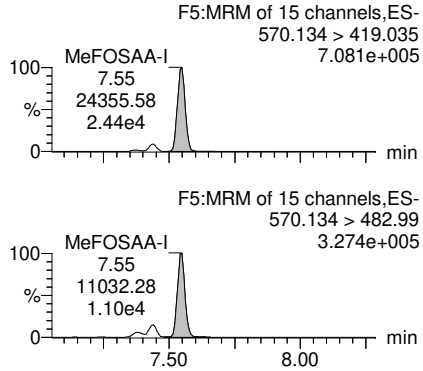

MeFOSAA-II

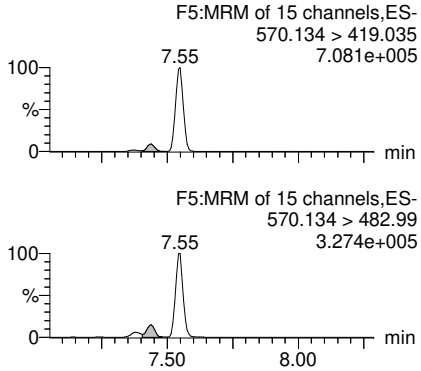

MeFOSAA-III

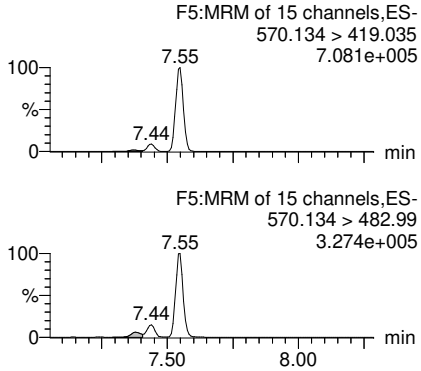

MeFOSAA-SUM

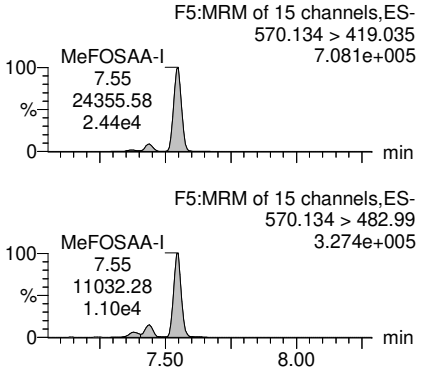

PV by TCH, SV by hh 10-Jun-21 Conc. & LOD unit = ng

Quantify Sample Report **MassLynx MassLynx V4.1 SCN909**
SGS Axys Analytical Services, Ltd.

Dataset: G:\Masslynx\Inst_L\PFAS\quanfile\FC1L_080-a6.qld

Last Altered: Wednesday, June 09, 2021 15:38:41 Pacific Daylight Time
Printed: Thursday, June 10, 2021 10:10:18 Pacific Daylight Time

ID: FC046H-CAL,, /01, Name: FC1L_080S22, Description: 1,,2uL, Date: 22-Feb-2021, Time: 13:30:56

MeFOSAA

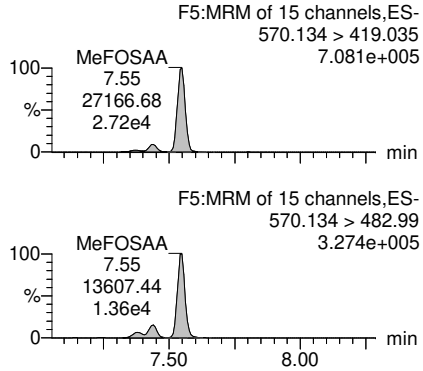

EtFOSAA-I

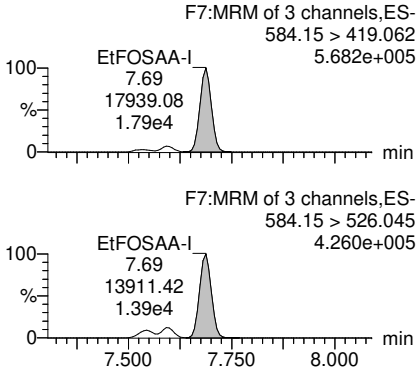

EtFOSAA-II

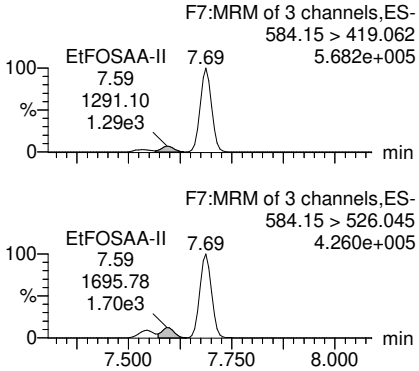

EtFOSAA-III

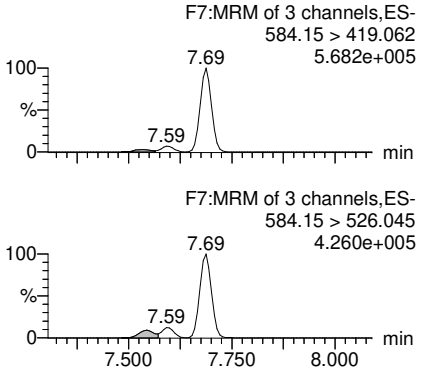

EtFOSAA-SUM

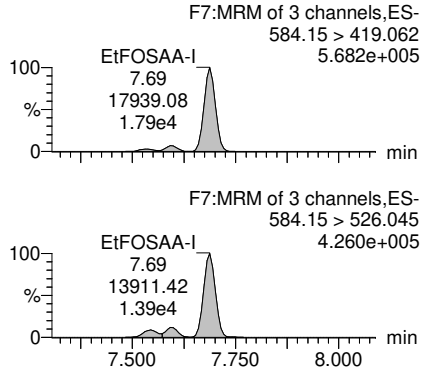

EtFOSAA

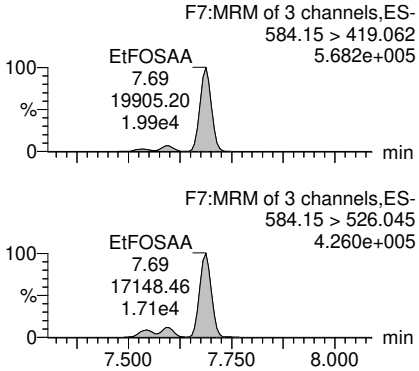

N-MeFOSE-I

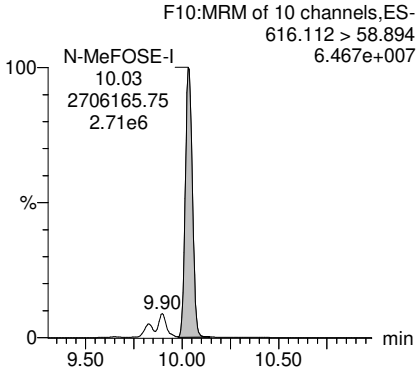

N-MeFOSE-II

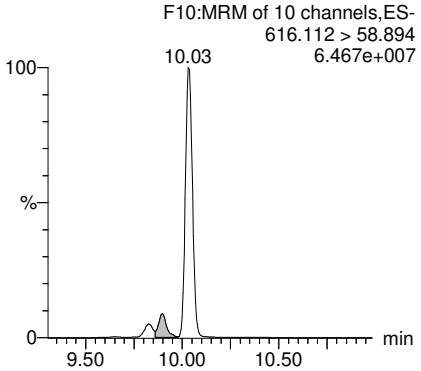

PV by TCH, SV by hh 10-Jun-21 Conc. & LOD unit = ng

Quantify Sample Report **MassLynx MassLynx V4.1 SCN909**
SGS Axys Analytical Services, Ltd.

Dataset: G:\Masslynx\Inst_L\PFAS\quanfile\FC1L_080-a6.qld

Last Altered: Wednesday, June 09, 2021 15:38:41 Pacific Daylight Time
Printed: Thursday, June 10, 2021 10:10:18 Pacific Daylight Time

ID: FC046H-CAL,, /01, Name: FC1L_080S22, Description: 1,,2uL, Date: 22-Feb-2021, Time: 13:30:56

N-MeFOSE-III

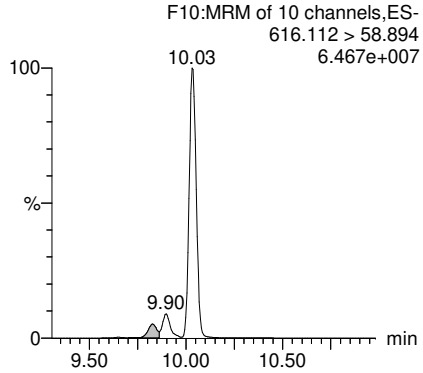

N-MeFOSE-SUM

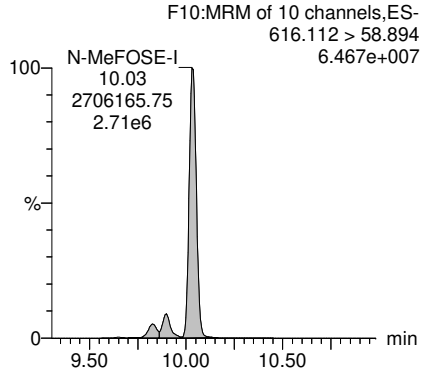

N-MeFOSE

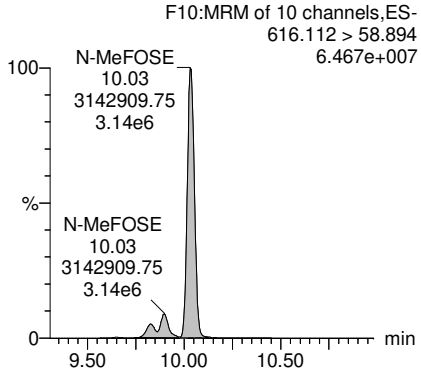

N-EtFOSE-I

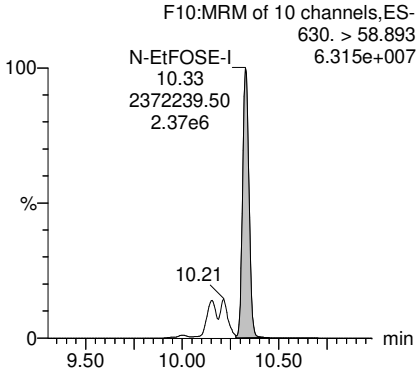

N-EtFOSE-II

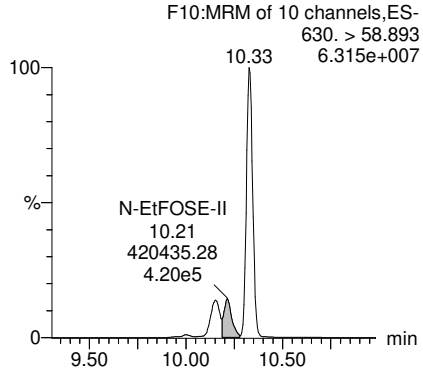

N-EtFOSE-III

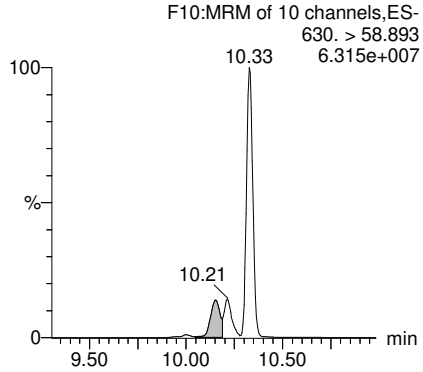

N-EtFOSE-SUM

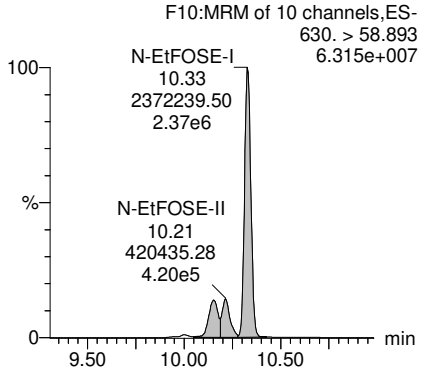

N-EtFOSE

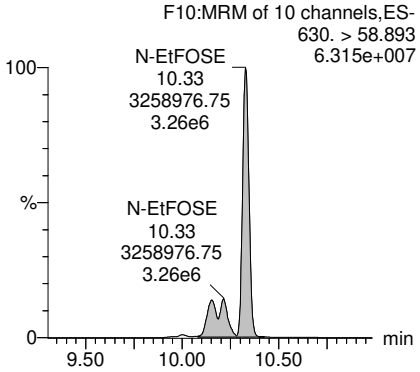

PV by TCH, SV by hh 10-Jun-21 Conc. & LOD unit = ng

Quantify Sample Report **MassLynx MassLynx V4.1 SCN909**
SGS Axys Analytical Services, Ltd.

Dataset: G:\Masslynx\Inst_L\PFAS\quanfile\FC1L_080-a6.qld

Last Altered: Wednesday, June 09, 2021 15:38:41 Pacific Daylight Time
Printed: Thursday, June 10, 2021 10:10:18 Pacific Daylight Time

ID: FC046H-CAL,, /01, Name: FC1L_080S22, Description: 1,,2uL, Date: 22-Feb-2021, Time: 13:30:56

HFPO-DA

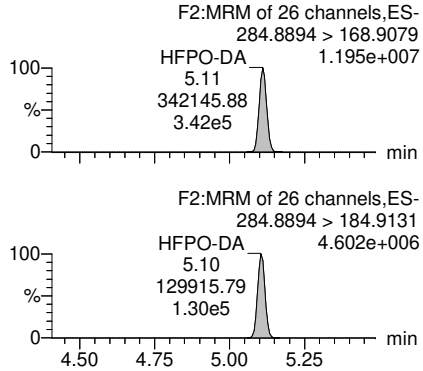

ADONA

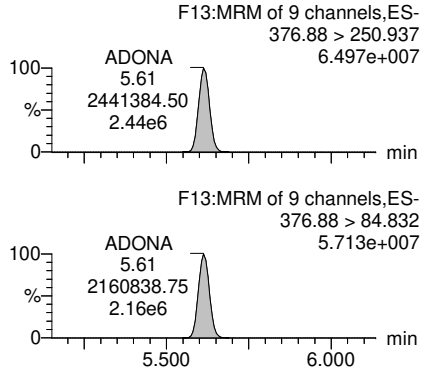

9Cl-PF3ONS

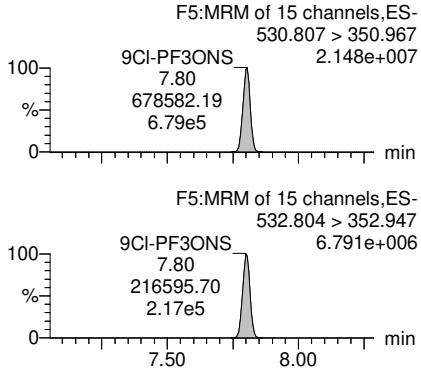

11Cl-PF3OUdS

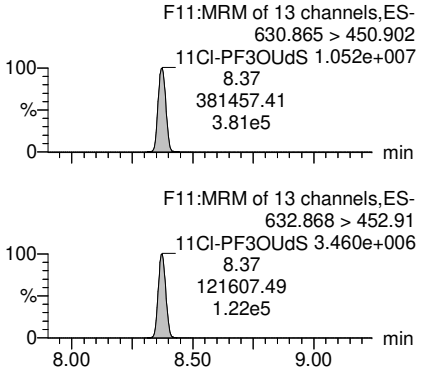

3:3 FTCA

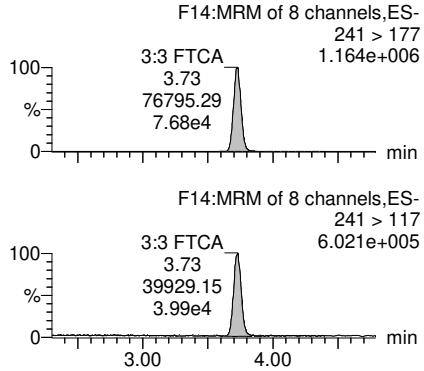

5:3 FTCA

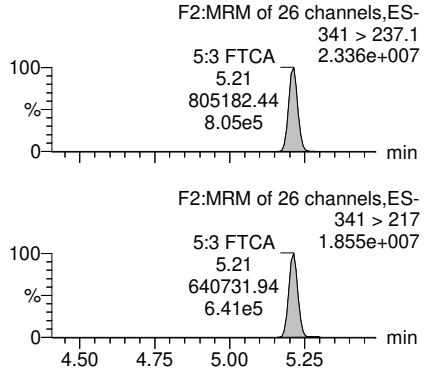

7:3 FTCA

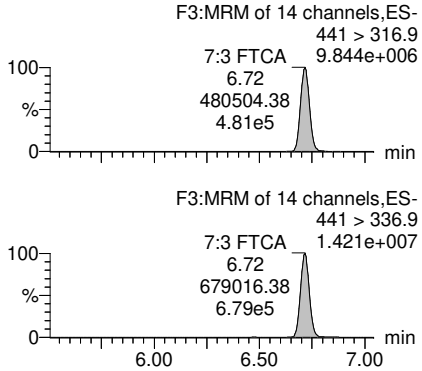

PFEESA

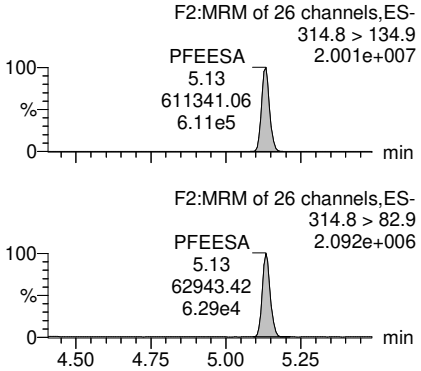

PV by TCH, SV by hh 10-Jun-21 Conc. & LOD unit = ng

Quantify Sample Report **MassLynx MassLynx V4.1 SCN909**
SGS Axys Analytical Services, Ltd.

Dataset: G:\Masslynx\Inst_L\PFAS\quanfile\FC1L_080-a6.qld

Last Altered: Wednesday, June 09, 2021 15:38:41 Pacific Daylight Time
Printed: Thursday, June 10, 2021 10:10:18 Pacific Daylight Time

ID: FC046H-CAL,, /01, Name: FC1L_080S22, Description: 1,,2uL, Date: 22-Feb-2021, Time: 13:30:56

PFMPA

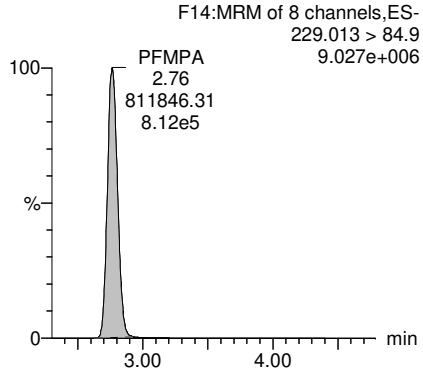

PFMBA

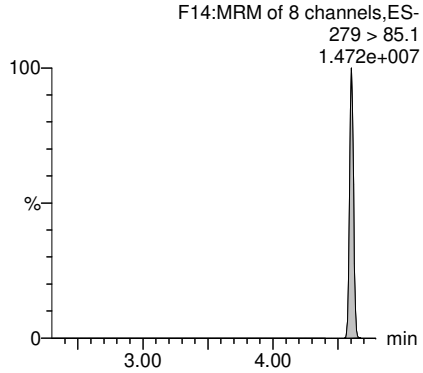

NFDHA

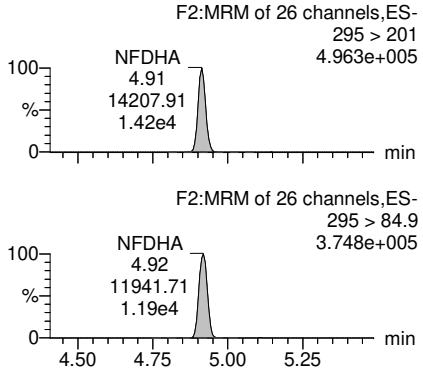

13C4-PFBA

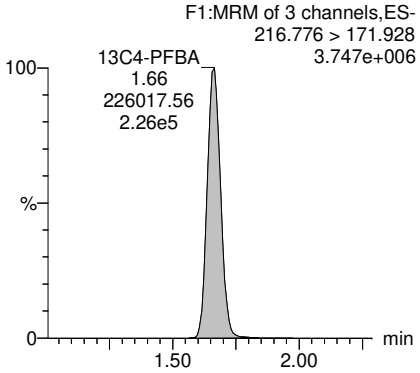

13C5-PFPeA

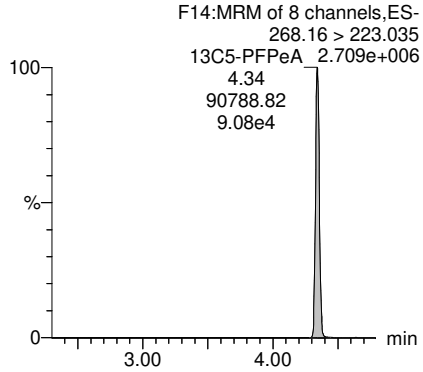

13C5-PFHxA

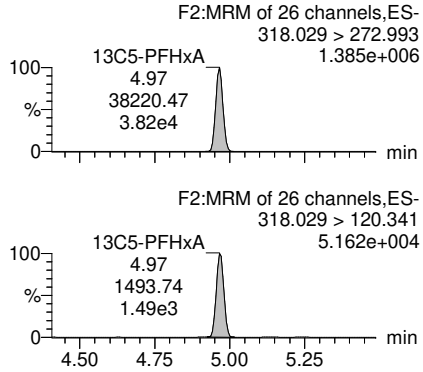

13C4-PFHpA

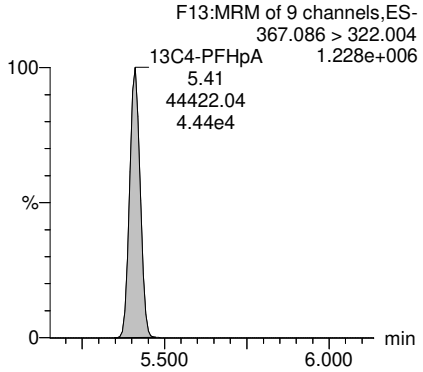

13C8-PFOA

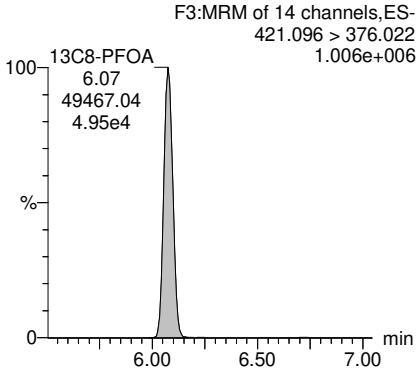

PV by TCH, SV by hh 10-Jun-21 Conc. & LOD unit = ng

Quantify Sample Report **MassLynx MassLynx V4.1 SCN909**
SGS Axys Analytical Services, Ltd.

Dataset: G:\Masslynx\Inst_L\PFAS\quanfile\FC1L_080-a6.qld

Last Altered: Wednesday, June 09, 2021 15:38:41 Pacific Daylight Time
Printed: Thursday, June 10, 2021 10:10:18 Pacific Daylight Time

ID: FC046H-CAL,, /01, Name: FC1L_080S22, Description: 1,,2uL, Date: 22-Feb-2021, Time: 13:30:56

13C9-PFNA

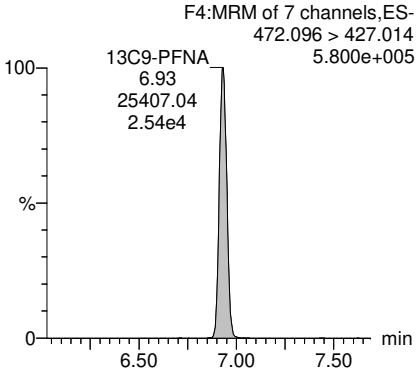

13C6-PFDA

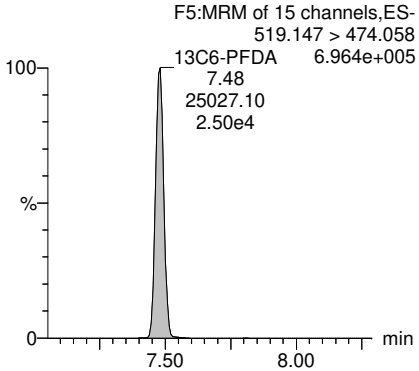

13C7-PFUnA

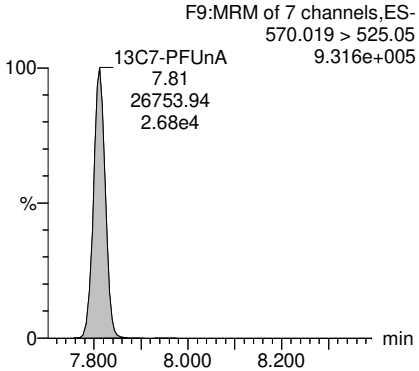

13C2-PFDoA

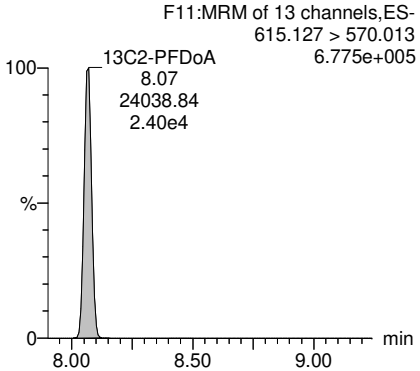

13C2-PFTeDA

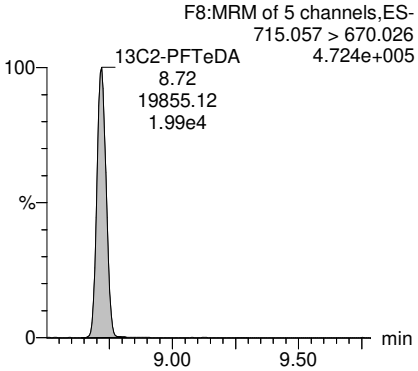

13C3-PFBS

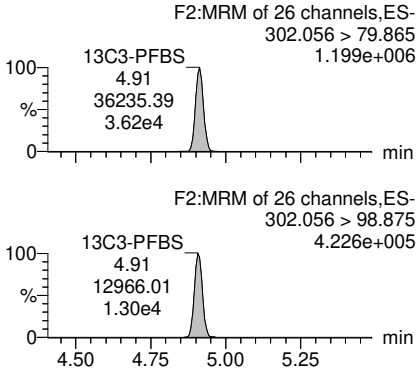

13C3-PFHxS

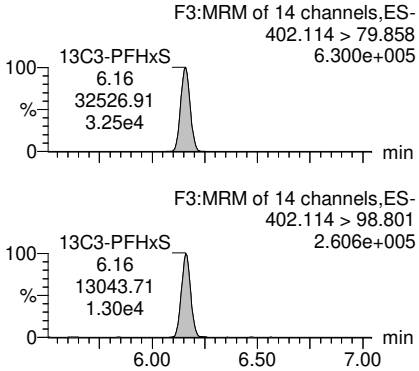

13C8-PFOS

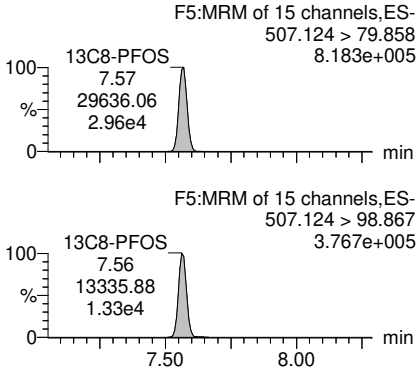

PV by TCH, SV by hh 10-Jun-21 Conc. & LOD unit = ng

Quantify Sample Report **MassLynx MassLynx V4.1 SCN909**
SGS Axys Analytical Services, Ltd.

Dataset: G:\Masslynx\Inst_L\PFAS\quanfile\FC1L_080-a6.qld

Last Altered: Wednesday, June 09, 2021 15:38:41 Pacific Daylight Time
Printed: Thursday, June 10, 2021 10:10:18 Pacific Daylight Time

ID: FC046H-CAL,, /01, Name: FC1L_080S22, Description: 1,,2uL, Date: 22-Feb-2021, Time: 13:30:56

13C2-4:2 FTS

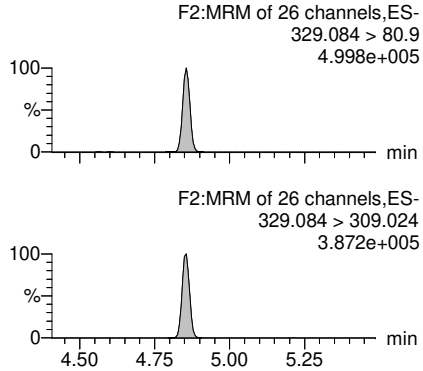

13C2-6:2 FTS

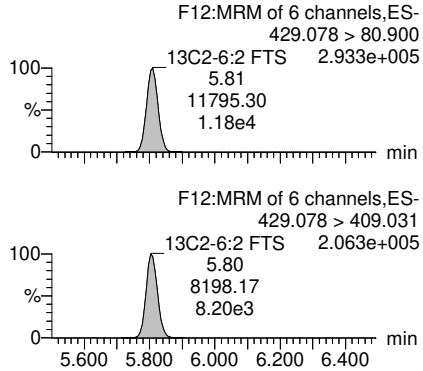

13C2-8:2 FTS

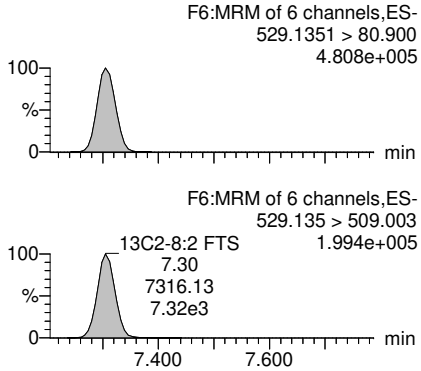

13C8-PFOSA

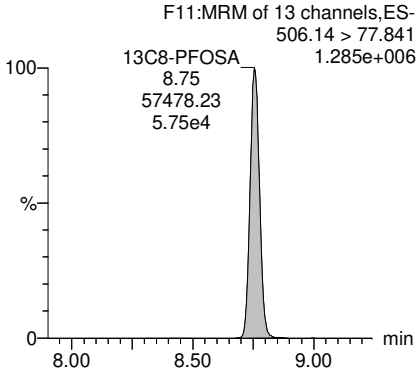

D3-N-MeFOSA

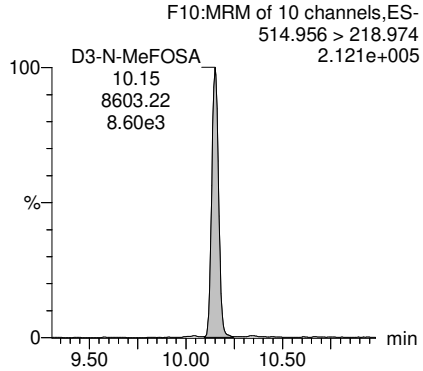

D5-N-EtFOSA

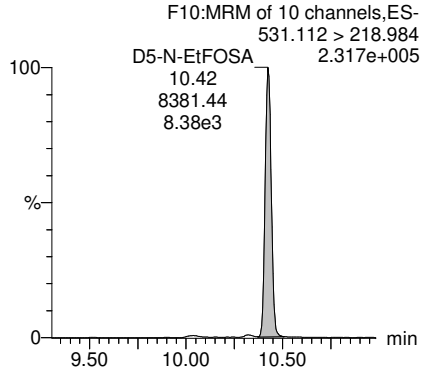

D3-MeFOSAA

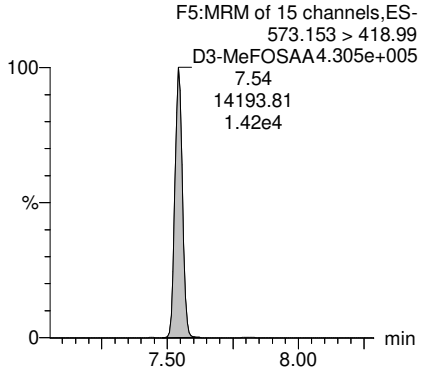

D5-EtFOSAA

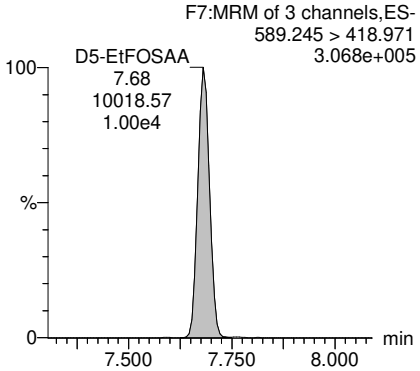

PV by TCH, SV by hh 10-Jun-21 Conc. & LOD unit = ng

Quantify Sample Report **MassLynx MassLynx V4.1 SCN909**
SGS Axys Analytical Services, Ltd.

Dataset: G:\Masslynx\Inst_L\PFAS\quanfile\FC1L_080-a6.qld

Last Altered: Wednesday, June 09, 2021 15:38:41 Pacific Daylight Time
Printed: Thursday, June 10, 2021 10:10:18 Pacific Daylight Time

ID: FC046H-CAL,, /01, Name: FC1L_080S22, Description: 1,,2uL, Date: 22-Feb-2021, Time: 13:30:56

D7-N-MeFOSE

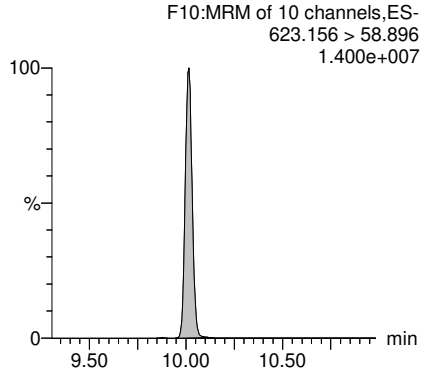

D9-N-EtFOSE

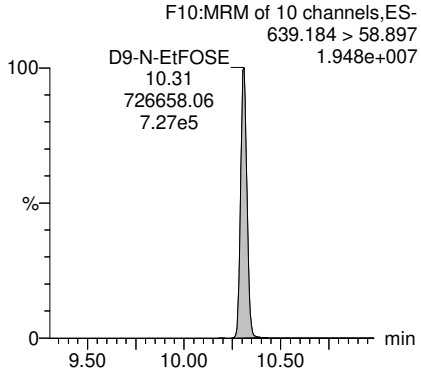

13C3-HFPO-DA

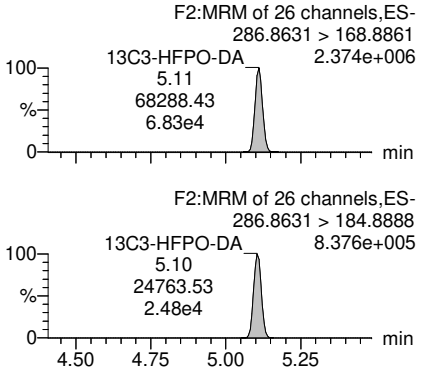

13C3-PFBA

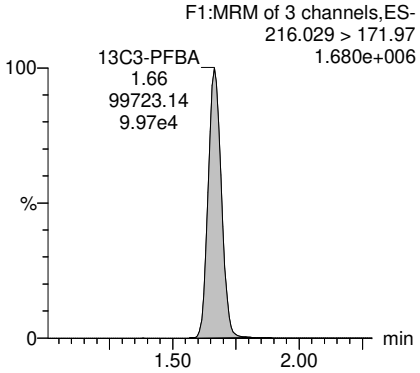

13C2-PFHxA

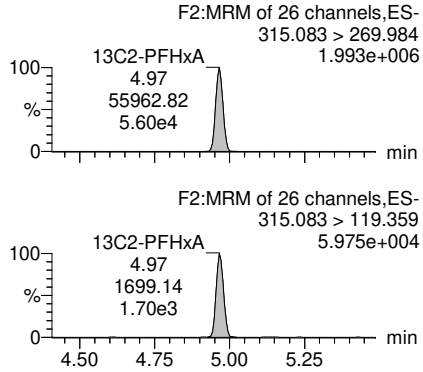

13C4-PFOA

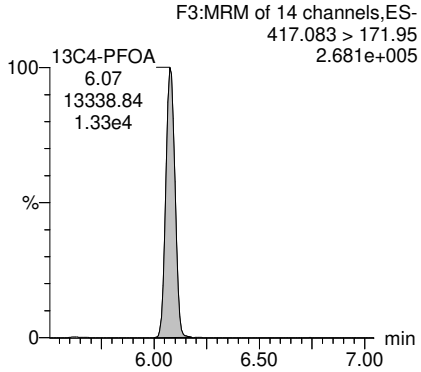

13C5-PFNA

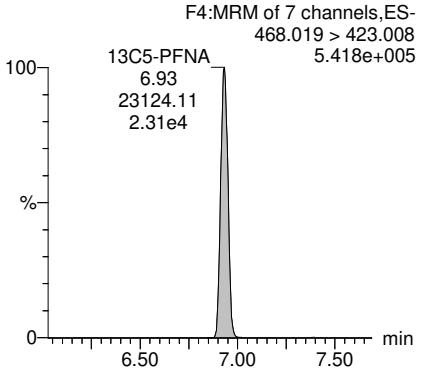

13C2-PFDA

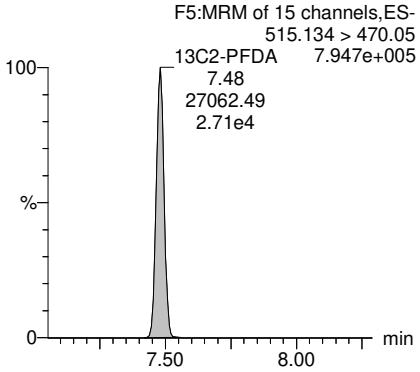

PV by TCH, SV by hh 10-Jun-21 Conc. & LOD unit = ng

Quantify Sample Report **MassLynx MassLynx V4.1 SCN909**
SGS Axys Analytical Services, Ltd.

Dataset: G:\Masslynx\Inst_L\PFAS\quanfile\FC1L_080-a6.qld

Last Altered: Wednesday, June 09, 2021 15:38:41 Pacific Daylight Time
Printed: Thursday, June 10, 2021 10:10:18 Pacific Daylight Time

ID: FC046H-CAL,, /01, Name: FC1L_080S22, Description: 1,,2uL, Date: 22-Feb-2021, Time: 13:30:56

18O2-PFHxS

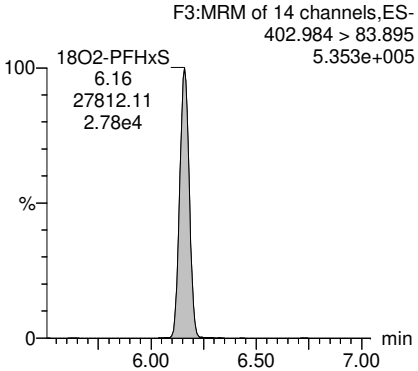

13C4-PFOS

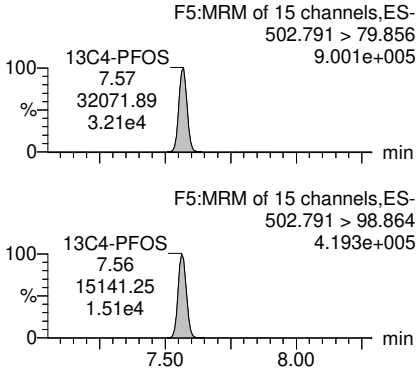

13C2-D4-6:2 FTS

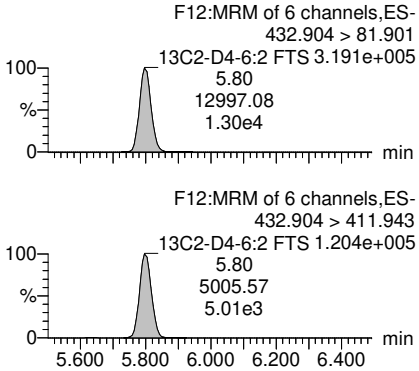

PV by TCH, SV by hh 10-Jun-21 Conc. & LOD unit = ng

Quantify Sample Report **MassLynx MassLynx V4.1 SCN909**
SGS Axys Analytical Services, Ltd.

Dataset: G:\Masslynx\Inst_L\PFAS\quanfile\FC1L_080-a6.qld

Last Altered: Wednesday, June 09, 2021 15:38:41 Pacific Daylight Time
Printed: Thursday, June 10, 2021 10:10:18 Pacific Daylight Time

ID: FC046H-CAL,, /01, Name: FC1L_080S22, Description: 1,,2uL, Date: 22-Feb-2021, Time: 13:30:56

#	IS#	Name	RT	Area	IS Area	Std. Conc	Conc.	LOD	%Rec	Ratio (Pred)	Ratio	Ratio Fail(Y/N)	S/N	Noise	IS Height	Sample size	F2	Flags
1	84	PFBA	1.67	1119980	226018	200.000	197.575	0.0313	98.8				18877	981	3745149	1.000	1.0	bb
2	85	PFPeA	4.34	545224	90789	100.000	99.390	0.0401	99.4				7587	2185	2708617	1.000	1.0	MM
3	86	PFHxA	4.97	199423	38220	50.000	49.144	0.0257	98.3	4.85	4.81	NO	5694	1262	1384451	1.000	1.0	bb
4	87	PFHpA	5.41	239660	44422	50.000	49.191	0.0378	98.4	2.16	2.06	NO	3908	1695	1227103	1.000	1.0	bb
5	88	PFOA-I	6.07	339888	49467	0.000	46.948	0.0883		1.96	1.96	NO	1582	4332	1005879	1.000	1.0	bb
6	88	PFOA-II			49467	0.000		0.0883		0.00				4332	1005879	1.000	1.0	
7	88	PFOA-III			49467	0.000		0.0883		0.00				4332	1005879	1.000	1.0	
8	88	PFOA-IV			49467	0.000		0.0883		0.00				4332	1005879	1.000	1.0	
9		PFOA-SUM		339888	49467	0.000	46.948	0.0883						4332	1005879	1.000	1.0	
10	88	PFOA	6.07	339888	49467	50.000	46.948	0.0883	93.9	1.96	1.96	NO	1582	4332	1005879	1.000	1.0	bb
11	89	PFNA-I	6.93	268245	25407	0.000	51.539	0.0426		2.85	2.87	NO	3757	1687	580000	1.000	1.0	bb
12	89	PFNA-II			25407	0.000		0.0426		0.00				1687	580000	1.000	1.0	
13	89	PFNA-III			25407	0.000		0.0426		0.00				1687	580000	1.000	1.0	
14		PFNA-SUM		268245	25407	0.000	51.539	0.0426						1687	580000	1.000	1.0	
15	89	PFNA	6.93	268245	25407	50.000	51.539	0.0426	103.1	2.85	2.87	NO	3757	1687	580000	1.000	1.0	bb
16	90	PFDA	7.48	209348	25027	50.000	49.937	0.0383	99.9	3.07	2.96	NO	4028	1491	696392	1.000	1.0	bb
17	91	PFUnA	7.81	200265	26754	50.000	49.058	0.0317	98.1	4.31	4.73	NO	4565	1502	930952	1.000	1.0	bb
18	92	PFDoA	8.06	258847	24039	50.000	50.128	0.0225	100.3	7.42	7.95	NO	6822	1092	676994	1.000	1.0	db
19	Multi	PFTrDA	8.35	179437	21947	50.000	48.543	0.0416	97.1	3.08	3.22	NO	4143	1321	574541	1.000	1.0	db
20	93	PFTeDA	8.72	143761	19855	50.000	48.497	0.0245	97.0	2.82	2.71	NO	5987	575	472087	1.000	1.0	bb
21	94	PFBS	4.91	209350	36235	50.000	50.118	0.0010	100.2	2.59	2.67	NO	147...	48	1198797	1.000	1.0	bb
22	95	PFPeS	5.43	164148	32527	50.145	51.144	0.0281	102.0	2.24	2.27	NO	7369	581	629752	1.000	1.0	bb
23	95	PFHxS-I	6.16	160721	32527	0.000	42.045	0.0063		2.37	2.43	NO	20070	157	629752	1.000	1.0	dd
24	95	PFHxS-II	5.94	17922	32527	0.000	4.688	0.0063		3.26	3.13	NO	2371	157	629752	1.000	1.0	dd
25	95	PFHxS-III	5.86	7842	32527	0.000	2.052	0.0063		2.72	2.91	NO	1077	157	629752	1.000	1.0	bd
26		PFHxS-SUM		186486	32527	0.000	48.785	0.0190						157	629752	1.000	1.0	
27	95	PFHxS	6.16	185971	32527	50.000	48.650	0.0063	97.3	2.40	2.42	NO	20065	157	629752	1.000	1.0	MM
28	96	PFHpS	7.04	154301	29636	50.115	47.968	0.0070	95.7	2.12	2.08	NO	17108	209	817997	1.000	1.0	bb
29	96	PFOS-I	7.57	149330	29636	0.000	40.561	0.0073		2.42	2.45	NO	17062	247	817997	1.000	1.0	bb
30	96	PFOS-II	7.45	15995	29636	0.000	4.345	0.0073		2.75	3.31	NO	1680	247	817997	1.000	1.0	db
31	96	PFOS-III	7.39	12345	29636	0.000	3.353	0.0073		8.19	6.10	NO	1312	247	817997	1.000	1.0	bd
32	96	PFOS-IV	7.23	797	29636	0.000	0.217	0.0073		2.14	19.43	YES	68	247	817997	1.000	1.0	db
33		PFOS-SUM		178468	29636	0.000	48.476	0.0291						247	817997	1.000	1.0	
34	96	PFOS	7.57	178272	29636	50.000	48.423	0.0073	96.8	2.54	2.63	NO	17072	247	817997	1.000	1.0	MM
35	96	PFNS	7.89	173541	29636	50.095	49.636	0.0075	99.1	2.36	2.32	NO	24242	242	817997	1.000	1.0	bb
36	96	PFDS	8.16	164252	29636	50.000	49.198	0.0022	98.4	2.36	2.36	NO	66668	68	817997	1.000	1.0	bb

PV by TCH, SV by hh 10-Jun-21 Conc. & LOD unit = ng

Quantify Sample Report **MassLynx MassLynx V4.1 SCN909**
SGS Axys Analytical Services, Ltd.

Dataset: G:\Masslynx\Inst_L\PFAS\quanfile\FC1L_080-a6.qld

Last Altered: Wednesday, June 09, 2021 15:38:41 Pacific Daylight Time
Printed: Thursday, June 10, 2021 10:10:18 Pacific Daylight Time

ID: FC046H-CAL,, /01, Name: FC1L_080S22, Description: 1,,2uL, Date: 22-Feb-2021, Time: 13:30:56

#	IS#	Name	RT	Area	IS Area	Std. Conc	Conc.	LOD	%Rec	Ratio (Pred)	Ratio	Ratio Fail(Y/N)	S/N	Noise	IS Height	Sample size	F2	Flags
37	96	PFDoS	8.88	133325	29636	50.075	48.475	0.0070	96.8	2.24	2.25	NO	16581	177	817997	1.000	1.0	MM
38	97	4:2 FTS	4.86	62543	13875	200.000	191.181	0.0740	95.6	0.43	0.43	NO	7449	290	499614	1.000	1.0	bb
39	98	6:2 FTS	5.80	50062	11795	180.000	164.226	0.0724	91.2	0.44	0.45	NO	6529	183	293211	1.000	1.0	bb
40	99	8:2 FTS	7.30	49066	18236	200.000	201.138	0.5474	100.6	0.57	0.54	NO	1136	1173	480583	1.000	1.0	bb
41	100	PFOSA-I	8.76	249624	57478	0.000	43.693	0.0243					5448	1033	1284231	1.000	1.0	dd
42	100	PFOSA-II	8.61	23891	57478	0.000	4.182	0.0243					412	1033	1284231	1.000	1.0	dd
43		PFOSA-SUM		273515	57478	0.000	47.875	0.0486						1033	1284231	1.000	1.0	
44	100	PFOSA	8.76	277670	57478	50.000	48.603	0.0243	97.2				5447	1033	1284231	1.000	1.0	MM
45	101	N-MeFOSA-I	10.15	50847	8603	0.000	52.753	0.0316		0.55	0.55	NO	5080	250	211934	1.000	1.0	dd
46	101	N-MeFOSA-II	9.97	2867	8603	0.000	2.974	0.0316		1.14	1.19	NO	262	250	211934	1.000	1.0	dd
47		N-MeFOSA-SUM		53714	8603	0.000	55.728	0.0631						250	211934	1.000	1.0	
48	101	N-MeFOSA	10.15	55117	8603	57.500	57.183	0.0316	99.4	0.53	0.53	NO	5077	250	211934	1.000	1.0	MM
49	102	N-EtFOSA-I	10.43	99100	8381	0.000	98.367	0.0299		0.55	0.55	NO	9661	277	231130	1.000	1.0	db
50	102	N-EtFOSA-II	10.29	26221	8381	0.000	26.027	0.0299		1.28	1.58	NO	1834	277	231130	1.000	1.0	dd
51		N-EtFOSA-SUM		125320	8381	0.000	124.394	0.0598						277	231130	1.000	1.0	
52	102	N-EtFOSA	10.43	129080	8381	125.000	128.126	0.0299	102.5	0.53	0.54	NO	9661	277	231130	1.000	1.0	MM
53	103	MeFOSAA-I	7.55	24356	14194	0.000	45.387	0.0067		2.01	2.21	NO	19360	37	430321	1.000	1.0	dd
54	103	MeFOSAA-II	7.44	2190	14194	0.000	4.080	0.0067		1.84	1.21	NO	1739	37	430321	1.000	1.0	dd
55	103	MeFOSAA-III	7.37	583	14194	0.000	1.086	0.0067		0.29	0.68	YES	338	37	430321	1.000	1.0	bd
56		MeFOSAA-SUM		27128	14194	0.000	50.553	0.0202						37	430321	1.000	1.0	
57	103	MeFOSAA	7.55	27167	14194	50.000	50.625	0.0067	101.3	1.87	2.00	NO	19373	37	430321	1.000	1.0	MM
58	104	EtFOSAA-I	7.69	17939	10019	0.000	47.197	0.0202		1.24	1.29	NO	7240	78	306832	1.000	1.0	db
59	104	EtFOSAA-II	7.59	1291	10019	0.000	3.397	0.0202		0.34	0.76	YES	487	78	306832	1.000	1.0	dd
60	104	EtFOSAA-III	7.53	670	10019	0.000	1.763	0.0202		0.63	0.43	NO	200	78	306832	1.000	1.0	bd
61		EtFOSAA-SUM		19900	10019	0.000	52.357	0.0606						78	306832	1.000	1.0	
62	104	EtFOSAA	7.69	19905	10019	50.000	52.370	0.0202	104.7	1.09	1.16	NO	7241	78	306832	1.000	1.0	MM
63	105	N-MeFOSE-I	10.03	2706166	573063	0.000	428.371	0.0506					24819	2601	13992612	1.000	1.0	db
64	105	N-MeFOSE-II	9.90	271972	573063	0.000	43.052	0.0506					2193	2601	13992612	1.000	1.0	dd
65	105	N-MeFOSE-III	9.83	167399	573063	0.000	26.498	0.0506					1242	2601	13992612	1.000	1.0	dd
66		N-MeFOSE-SUM		3145537	573063	0.000	497.921	0.1518						2601	13992612	1.000	1.0	
67	105	N-MeFOSE	10.03	3142910	573063	500.000	497.505	0.0506	99.5				24826	2601	13992612	1.000	1.0	MM
68	106	N-EtFOSE-I	10.33	2372240	726658	0.000	274.366	0.0189					43120	1462	19460896	1.000	1.0	db
69	106	N-EtFOSE-II	10.21	420435	726658	0.000	48.626	0.0189					6177	1462	19460896	1.000	1.0	dd
70	106	N-EtFOSE-III	10.15	492245	726658	0.000	56.932	0.0189					5954	1462	19460896	1.000	1.0	dd
71		N-EtFOSE-SUM		3284920	726658	0.000	379.924	0.0568						1462	19460896	1.000	1.0	
72	106	N-EtFOSE	10.33	3258977	726658	375.000	376.923	0.0189	100.5				43097	1462	19460896	1.000	1.0	MM

PV by TCH, SV by hh 10-Jun-21 Conc. & LOD unit = ng

Quantify Sample Report **MassLynx MassLynx V4.1 SCN909**
SGS Axys Analytical Services, Ltd.

Dataset: G:\Masslynx\Inst_L\PFAS\quanfile\FC1L_080-a6.qld

Last Altered: Wednesday, June 09, 2021 15:38:41 Pacific Daylight Time
Printed: Thursday, June 10, 2021 10:10:18 Pacific Daylight Time

ID: FC046H-CAL,, /01, Name: FC1L_080S22, Description: 1,,2uL, Date: 22-Feb-2021, Time: 13:30:56

#	IS#	Name	RT	Area	IS Area	Std. Conc	Conc.	LOD	%Rec	Ratio (Pred)	Ratio	Ratio Fail(Y/N)	S/N	Noise	IS Height	Sample size	F2	Flags
73	107	HFPO-DA	5.11	342146	68288	190.000	183.341	0.0125	96.5	2.87	2.63	NO	44064	271	2373138	1.000	1.0	bb
74	107	ADONA	5.61	2441385	68288	200.000	203.800	0.0060	101.9	1.08	1.13	NO	77678	836	2373138	1.000	1.0	db
75	107	9Cl-PF3ONS	7.80	678582	68288	200.380	199.816	0.0055	99.7	3.20	3.13	NO	99915	215	2373138	1.000	1.0	bb
76	107	11Cl-PF3OUdS	8.37	381457	68288	200.320	207.950	0.0320	103.8	3.13	3.14	NO	15453	680	2373138	1.000	1.0	bb
77	85	3:3 FTCA	3.73	76795	90789	200.000	204.146	0.1094	102.1	1.75	1.92	NO	2845	409	2708617	1.000	1.0	MM
78	86	5:3 FTCA	5.21	805182	38220	1250.000	1224.241	0.0169	97.9	1.20	1.26	NO	173...	134	1384451	1.000	1.0	bb
79	86	7:3 FTCA	6.72	480504	38220	1250.000	1252.048	0.1484	100.2	0.71	0.71	NO	14318	688	1384451	1.000	1.0	MM
80	86	PFEESA	5.13	611341	38220	50.000	50.650	0.0013	101.3	9.28	9.71	NO	103...	194	1384451	1.000	1.0	bb
81	85	PFMPA	2.76	811846	90789	100.000	97.870	0.0204	97.9				5373	1680	2708617	1.000	1.0	MM
82	85	PFMBA	4.60	514263	90789	50.000	46.574	0.0023	93.1				57419	256	2708617	1.000	1.0	bb
83	86	NFDHA	4.91	14208	38220	100.000	85.770	0.0218	85.8	0.94	1.19	NO	11369	44	1384451	1.000	1.0	MM
84	108	13C4-PFBA	1.66	226018	99723	40.000	39.692	0.0041	99.2				28452	132	1678328	1.000	1.0	bb
85	109	13C5-PFPeA	4.34	90789	55963	20.000	19.735	0.0033	98.7				14936	181	1992154	1.000	1.0	MM
86	109	13C5-PFHxA	4.97	38220	55963	10.000	9.766	0.0006	97.7	23.32	25.59	NO	53223	26	1992154	1.000	1.0	bb
87	110	13C4-PFHpA	5.41	44422	13339	10.000	10.042	0.0120	100.4				3450	356	267932	1.000	1.0	bb
88	110	13C8-PFOA	6.07	49467	13339	10.000	9.949	0.0019	99.5				15747	64	267932	1.000	1.0	bd
89	111	13C9-PFNA	6.93	25407	23124	5.000	4.789	0.0025	95.8				5627	103	541765	1.000	1.0	bd
90	112	13C6-PFDA	7.48	25027	27062	5.000	4.595	0.0016	91.9				8251	84	794321	1.000	1.0	bd
91	112	13C7-PFUnA	7.81	26754	27062	5.000	4.526	0.0030	90.5				5318	175	794321	1.000	1.0	bb
92	112	13C2-PFDoA	8.07	24039	27062	5.000	4.725	0.0008	94.5				17844	38	794321	1.000	1.0	bb
93	112	13C2-PFTeDA	8.72	19855	27062	5.000	4.449	0.0043	89.0				2495	189	794321	1.000	1.0	bb
94	113	13C3-PFBS	4.91	36235	27812	10.030	10.478	0.0025	104.5	2.73	2.79	NO	21781	55	535256	1.000	1.0	bb
95	113	13C3-PFHxS	6.16	32527	27812	10.015	10.310	0.0020	102.9	2.38	2.49	NO	15435	41	535256	1.000	1.0	bb
96	114	13C8-PFOS	7.57	29636	32072	10.062	10.175	0.0027	101.1	2.33	2.22	NO	11120	74	899568	1.000	1.0	bb
97	115	13C2-4:2 FTS	4.86	13875	12997	20.168	19.502	0.0520	96.7	1.62	1.25	NO	1651	303	319117	1.000	1.0	bb
98	115	13C2-6:2 FTS	5.81	11795	12997	19.998	19.980	0.0049	99.9	1.88	1.44	NO	12325	24	319117	1.000	1.0	bb
99	115	13C2-8:2 FTS	7.30	18236	12997	20.040	19.524	0.0104	97.4	3.76	2.49	NO	6032	80	319117	1.000	1.0	bb
100	114	13C8-PFOSA	8.75	57478	32072	10.000	9.863	0.0015	98.6				15599	82	899568	1.000	1.0	bb
101	114	D3-N-MeFOSA	10.15	8603	32072	10.000	9.637	0.0175	96.4				1447	146	899568	1.000	1.0	dd
102	114	D5-N-EtFOSA	10.42	8381	32072	10.000	9.369	0.0129	93.7				2142	108	899568	1.000	1.0	db
103	115	D3-MeFOSAA	7.54	14194	12997	22.500	22.868	0.0068	101.6				12471	35	319117	1.000	1.0	bb
104	115	D5-EtFOSAA	7.68	10019	12997	20.000	19.664	0.0234	98.3				3139	98	319117	1.000	1.0	bd
105	114	D7-N-MeFOSE	10.02	573063	32072	100.000	96.530	0.0187	96.5				13467	1039	899568	1.000	1.0	bb
106	114	D9-N-EtFOSE	10.31	726658	32072	100.000	94.628	0.0252	94.6				10764	1808	899568	1.000	1.0	bb
107	109	13C3-HFPO-DA	5.11	68288	55963	40.000	37.398	0.0022	93.5	2.64	2.76	NO	50364	47	1992154	1.000	1.0	bb
108		13C3-PFBA	1.66	99723		20.000	20.257	0.0057	101.3				10745	156		1.000	1.0	bb

PV by TCH, SV by hh 10-Jun-21 Conc. & LOD unit = ng

Quantify Sample Report **MassLynx MassLynx V4.1 SCN909**
SGS Axys Analytical Services, Ltd.

Dataset: G:\Masslynx\Inst_L\PFAS\quanfile\FC1L_080-a6.qld

Last Altered: Wednesday, June 09, 2021 15:38:41 Pacific Daylight Time
Printed: Thursday, June 10, 2021 10:10:18 Pacific Daylight Time

ID: FC046H-CAL,, /01, Name: FC1L_080S22, Description: 1,,2uL, Date: 22-Feb-2021, Time: 13:30:56

#	IS#	Name	RT	Area	IS Area	Std. Conc	Conc.	LOD	%Rec	Ratio (Pred)	Ratio	Ratio Fail(Y/N)	S/N	Noise	IS Height	Sample size	F2	Flags
109		13C2-PFHxA	4.97	55963		10.000	10.241	0.0048	102.4	35.50	32.94	NO	6366	313		1.000	1.0	bb
110		13C4-PFOA	6.07	13339		10.000	10.159	0.0030	101.6				10129	26		1.000	1.0	bb
111		13C5-PFNA	6.93	23124		5.000	4.998	0.0019	100.0				7722	70		1.000	1.0	bd
112		13C2-PFDA	7.48	27062		5.000	5.243	0.0021	104.9				7649	104		1.000	1.0	bb
113		18O2-PFHxS	6.16	27812		10.050	9.781	0.0151	97.3				1947	275		1.000	1.0	bd
114		13C4-PFOS	7.57	32072		10.150	10.388	0.0022	102.3	2.17	2.12	NO	14256	63		1.000	1.0	bb
115		13C2-D4-6:2 FTS	5.80	12997		20.000	20.268	0.0155	101.3	2.50	2.60	NO	3933	81		1.000	1.0	dd

PV by TCH, SV by hh 10-Jun-21 Conc. & LOD unit = ng

Quantify Sample Report **MassLynx MassLynx V4.1 SCN909**
SGS Axys Analytical Services, Ltd.

Dataset: G:\Masslynx\Inst_L\PFAS\quanfile\FC1L_080-a6.qld

Last Altered: Wednesday, June 09, 2021 15:38:41 Pacific Daylight Time
Printed: Thursday, June 10, 2021 10:10:18 Pacific Daylight Time

ID: FC046I-CAL,, /01, Name: FC1L_080S23, Description: 1,,2uL, Date: 22-Feb-2021, Time: 13:44:01

PFBA

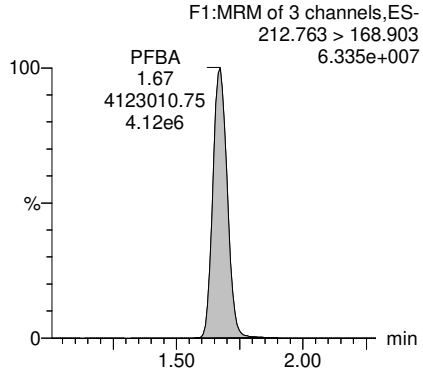

PFPeA

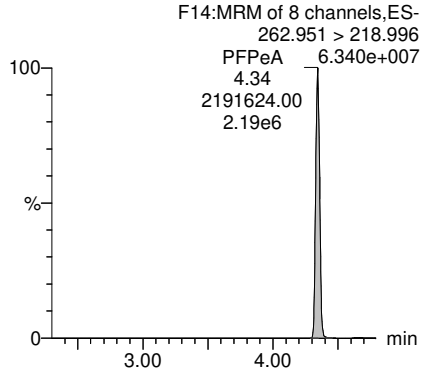

PFHxA

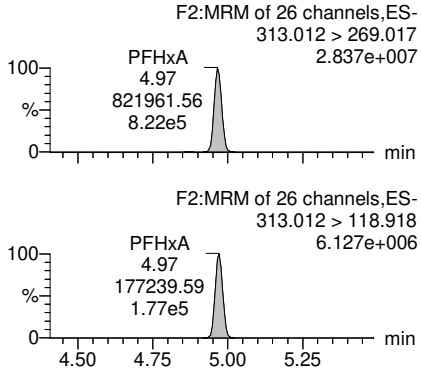

PFHpA

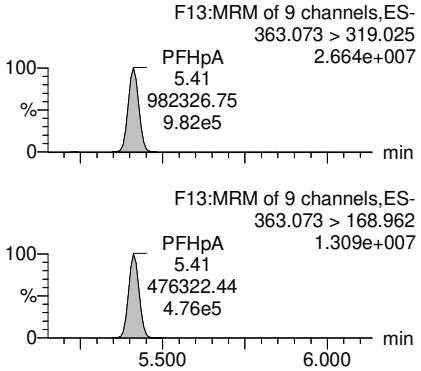

PFOA-I

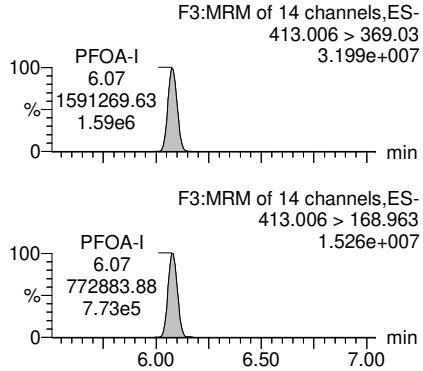

PFOA-II

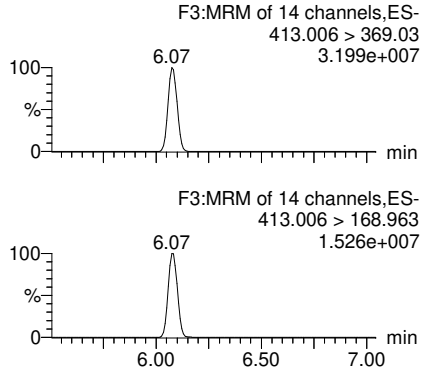

PFOA-III

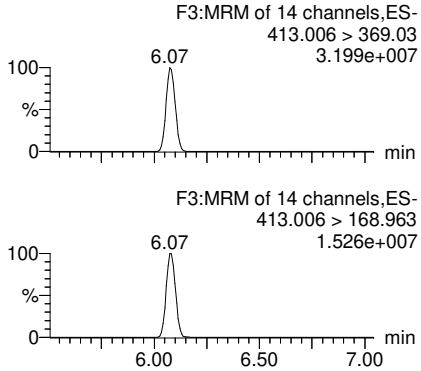

PFOA-IV

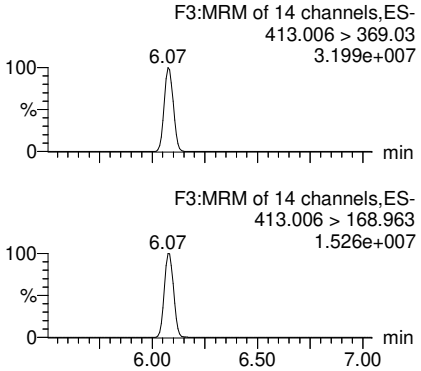

PV by TCH, SV by hh 10-Jun-21 Conc. & LOD unit = ng

Quantify Sample Report **MassLynx MassLynx V4.1 SCN909**
SGS Axys Analytical Services, Ltd.

Dataset: G:\Masslynx\Inst_L\PFAS\quanfile\FC1L_080-a6.qld

Last Altered: Wednesday, June 09, 2021 15:38:41 Pacific Daylight Time
Printed: Thursday, June 10, 2021 10:10:18 Pacific Daylight Time

ID: FC046I-CAL,, /01, Name: FC1L_080S23, Description: 1,,2uL, Date: 22-Feb-2021, Time: 13:44:01

PFOA-SUM

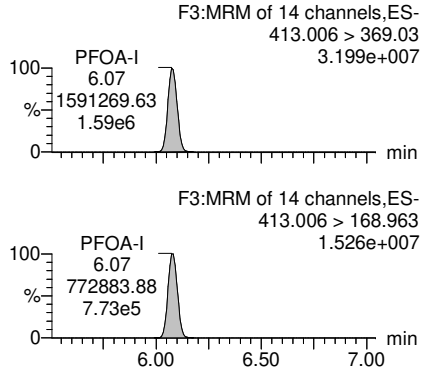

PFOA

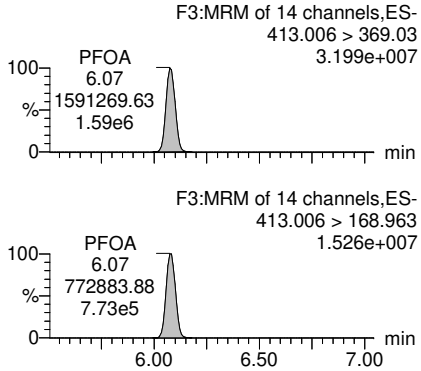

PFNA-I

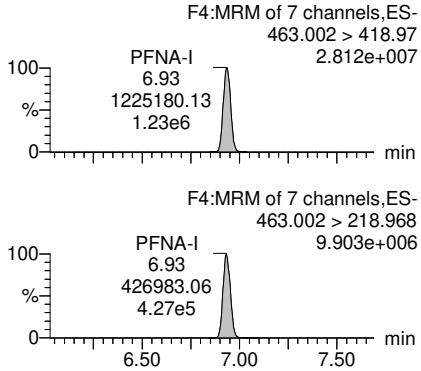

PFNA-II

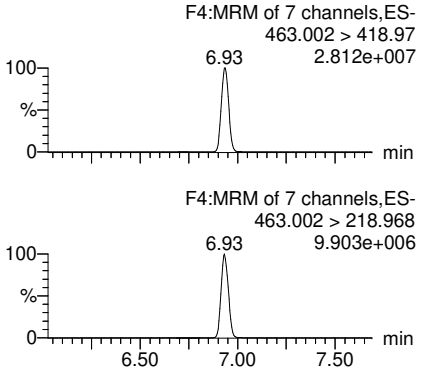

PFNA-III

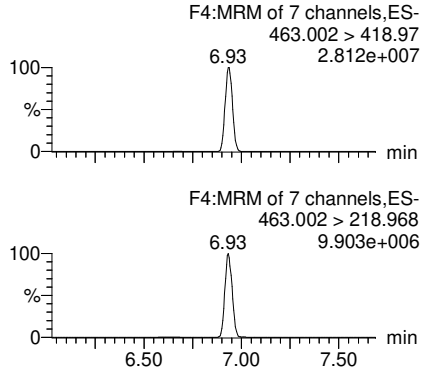

PFNA-SUM

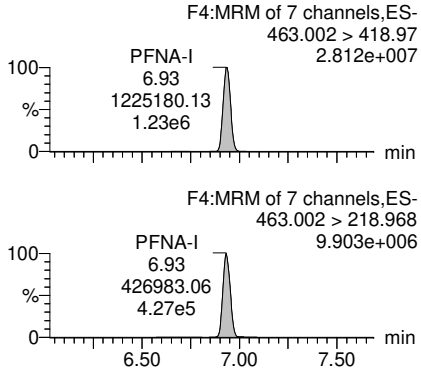

PFNA

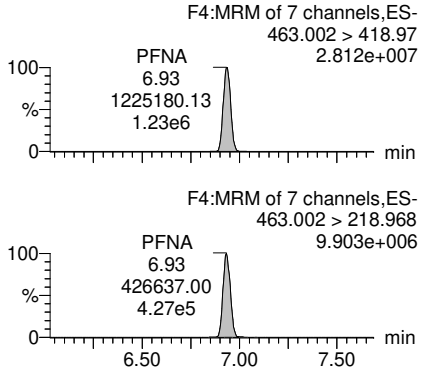

PFDA

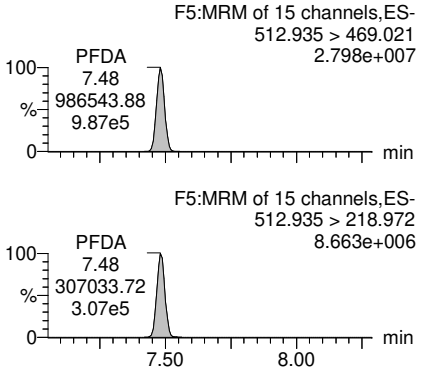

PV by TCH, SV by hh 10-Jun-21 Conc. & LOD unit = ng

Quantify Sample Report **MassLynx MassLynx V4.1 SCN909**
SGS Axys Analytical Services, Ltd.

Dataset: G:\Masslynx\Inst_L\PFAS\quanfile\FC1L_080-a6.qld

Last Altered: Wednesday, June 09, 2021 15:38:41 Pacific Daylight Time
Printed: Thursday, June 10, 2021 10:10:18 Pacific Daylight Time

ID: FC046I-CAL,, /01, Name: FC1L_080S23, Description: 1,,2uL, Date: 22-Feb-2021, Time: 13:44:01

PFUnA

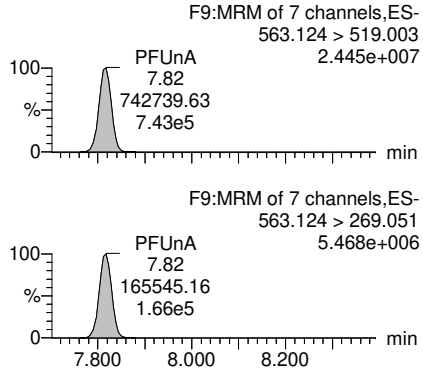

PFDoA

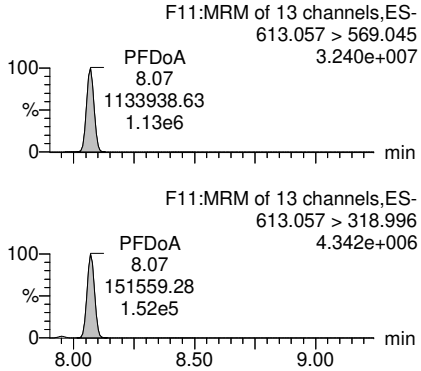

PFTrDA

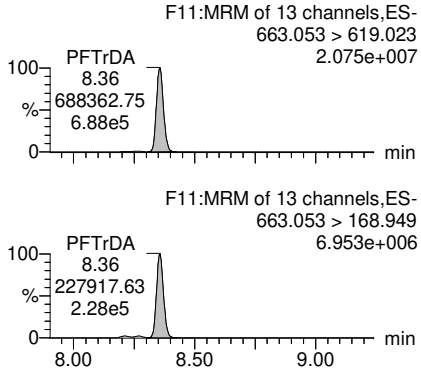

PFTeDA

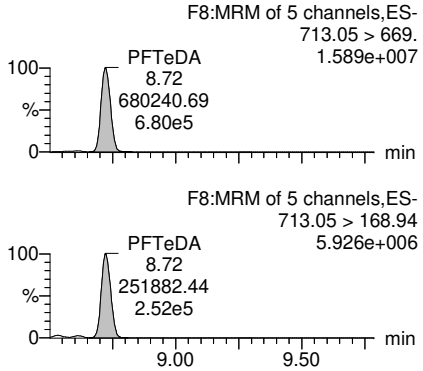

PFBS

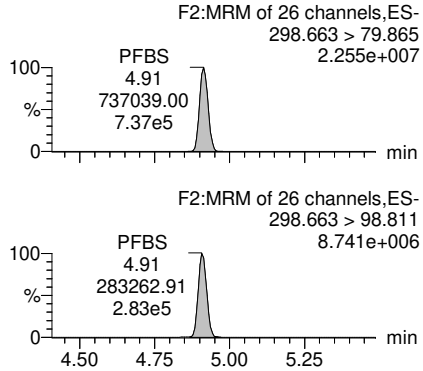

PFPeS

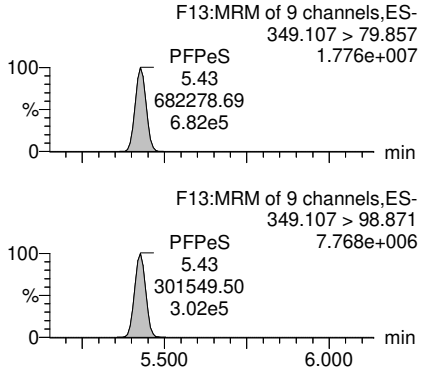

PFHxS-I

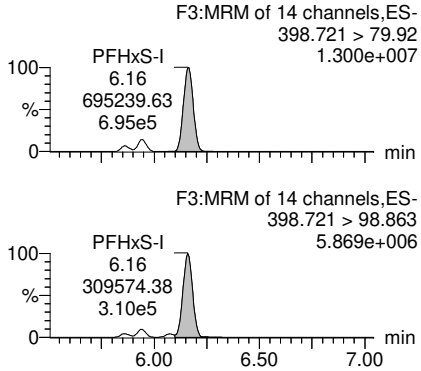

PFHxS-II

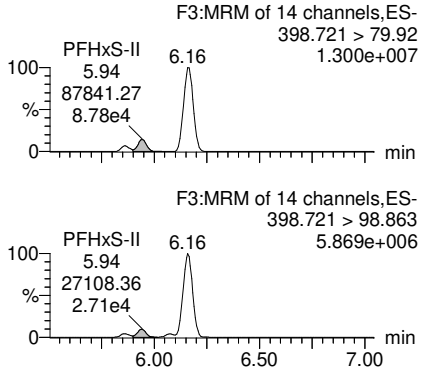

PV by TCH, SV by hh 10-Jun-21 Conc. & LOD unit = ng

Quantify Sample Report **MassLynx MassLynx V4.1 SCN909**
SGS Axys Analytical Services, Ltd.

Dataset: G:\Masslynx\Inst_L\PFAS\quanfile\FC1L_080-a6.qld

Last Altered: Wednesday, June 09, 2021 15:38:41 Pacific Daylight Time
Printed: Thursday, June 10, 2021 10:10:18 Pacific Daylight Time

ID: FC046I-CAL,, /01, Name: FC1L_080S23, Description: 1,,2uL, Date: 22-Feb-2021, Time: 13:44:01

PFHxS-III

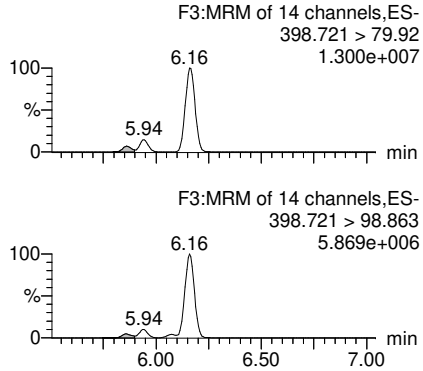

PFHxS-SUM

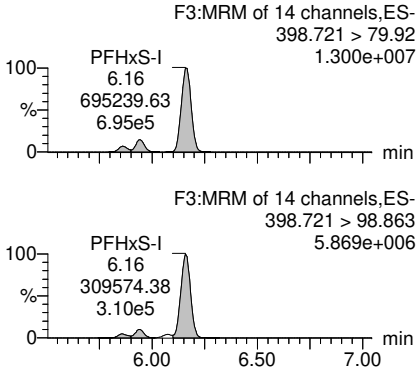

PFHxS

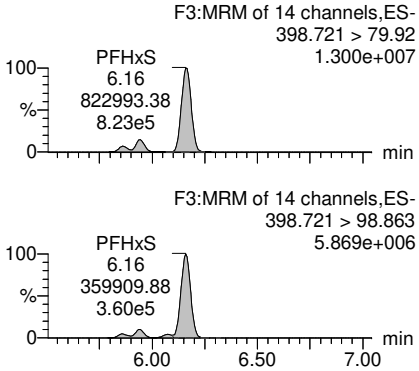

PFHpS

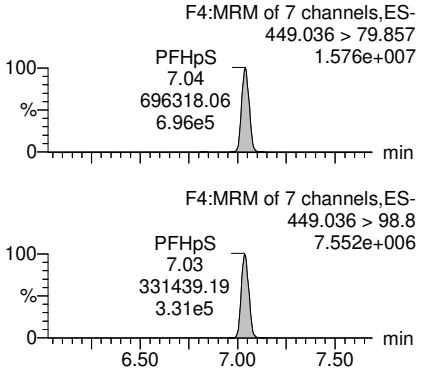

PFOS-I

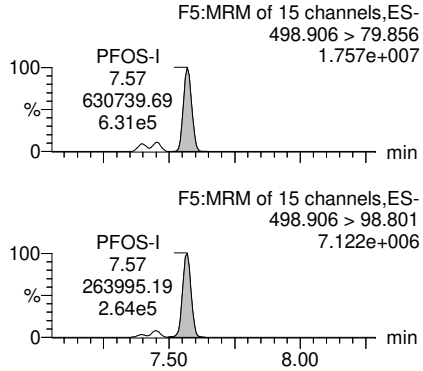

PFOS-II

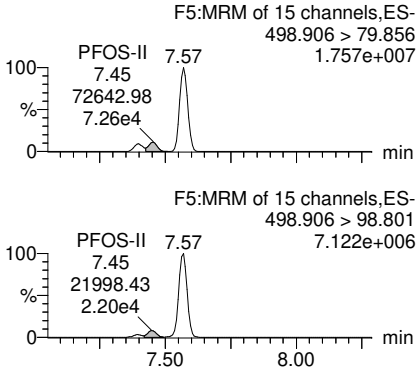

PFOS-III

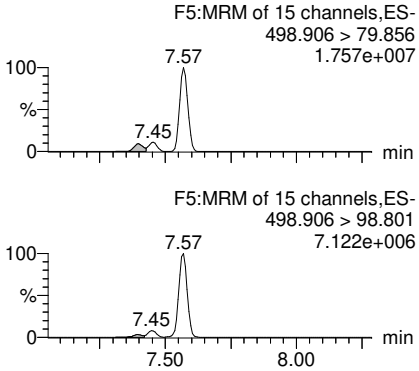

PFOS-IV

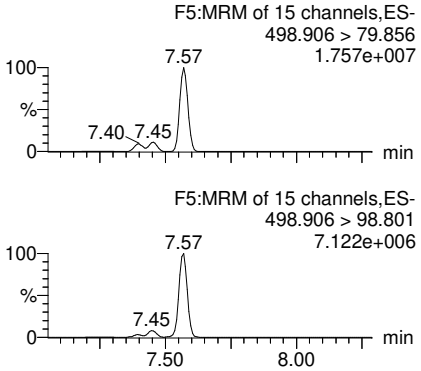

PV by TCH, SV by hh 10-Jun-21 Conc. & LOD unit = ng

Quantify Sample Report **MassLynx MassLynx V4.1 SCN909**
SGS Axys Analytical Services, Ltd.

Dataset: G:\Masslynx\Inst_L\PFAS\quanfile\FC1L_080-a6.qld

Last Altered: Wednesday, June 09, 2021 15:38:41 Pacific Daylight Time
Printed: Thursday, June 10, 2021 10:10:18 Pacific Daylight Time

ID: FC046I-CAL,, /01, Name: FC1L_080S23, Description: 1,,2uL, Date: 22-Feb-2021, Time: 13:44:01

PFOS-SUM

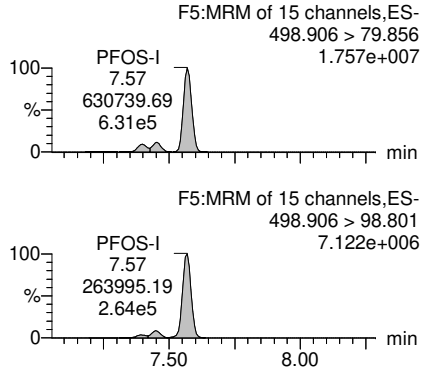

PFOS

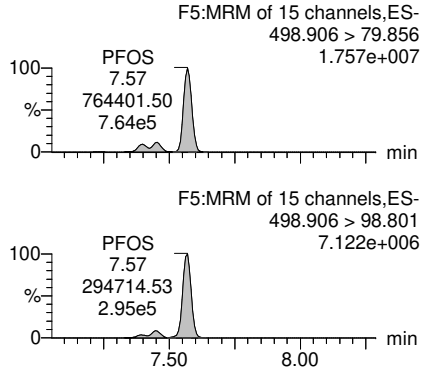

PFNS

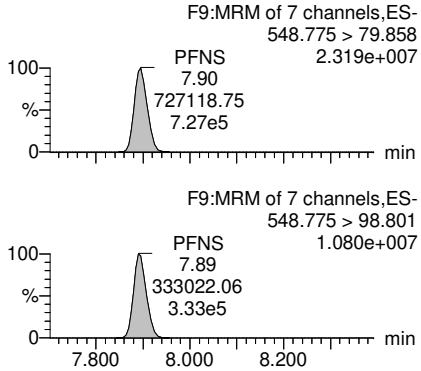

PFDS

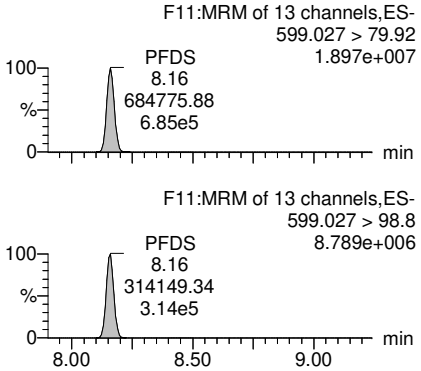

PFDoS

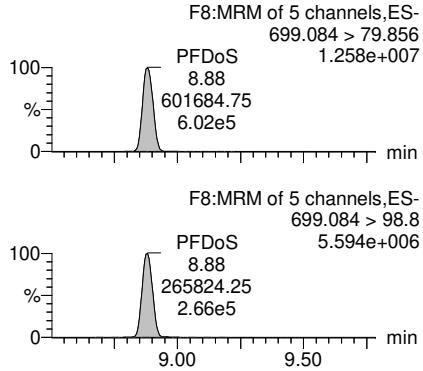

4:2 FTS

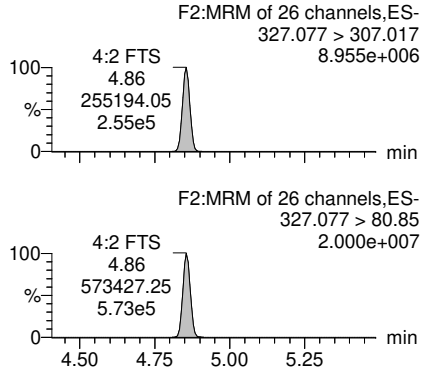

6:2 FTS

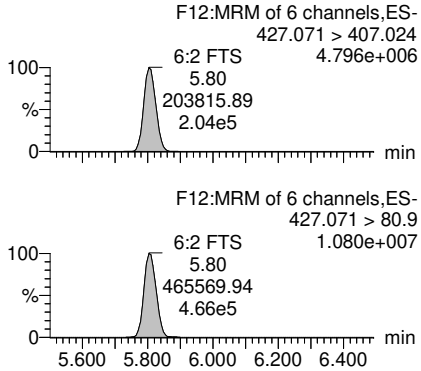

8:2 FTS

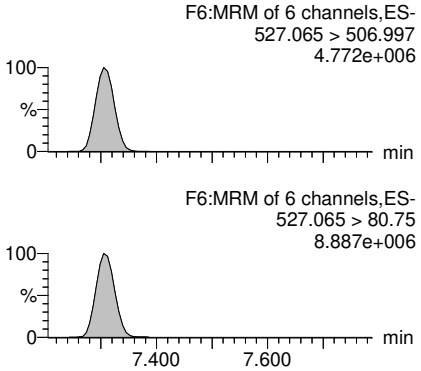

PV by TCH, SV by hh 10-Jun-21 Conc. & LOD unit = ng

Quantify Sample Report **MassLynx MassLynx V4.1 SCN909**
SGS Axys Analytical Services, Ltd.

Dataset: G:\Masslynx\Inst_L\PFAS\quanfile\FC1L_080-a6.qld

Last Altered: Wednesday, June 09, 2021 15:38:41 Pacific Daylight Time
Printed: Thursday, June 10, 2021 10:10:18 Pacific Daylight Time

ID: FC046I-CAL,, /01, Name: FC1L_080S23, Description: 1,,2uL, Date: 22-Feb-2021, Time: 13:44:01

PFOSA-I

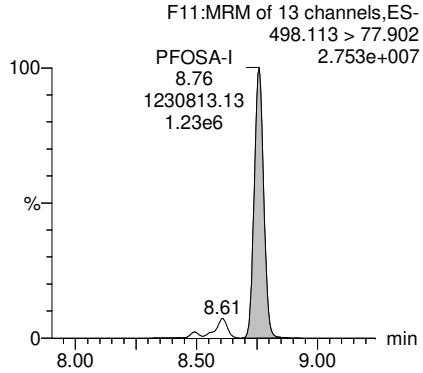

PFOSA-II

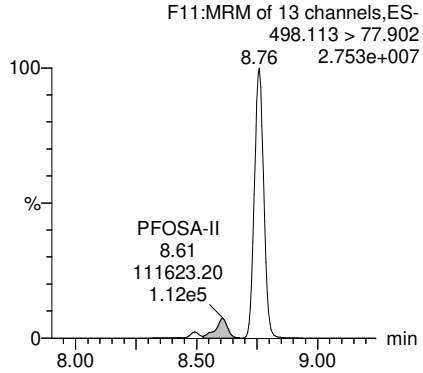

PFOSA-SUM

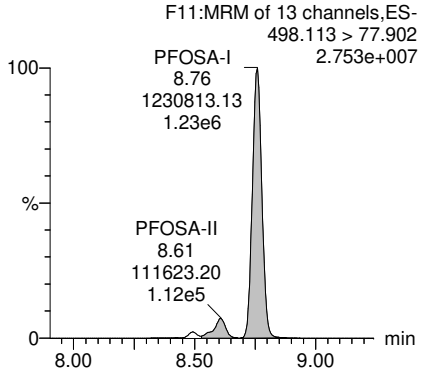

PFOSA

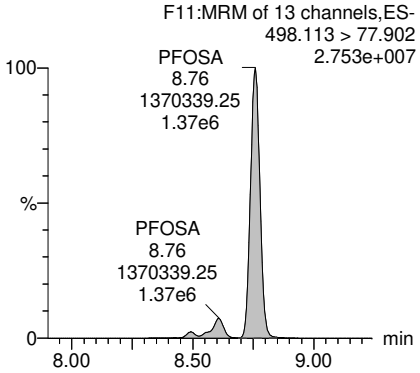

N-MeFOSA-I

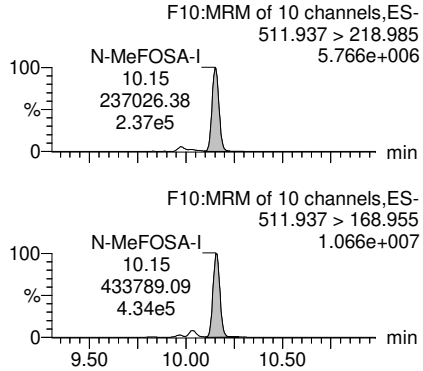

N-MeFOSA-II

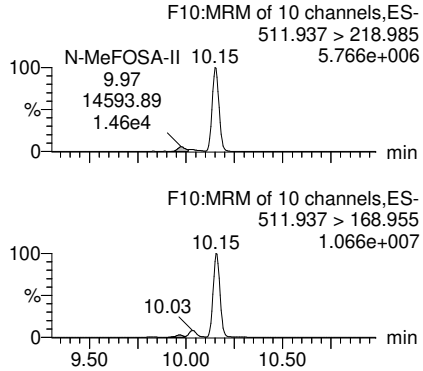

N-MeFOSA-SUM

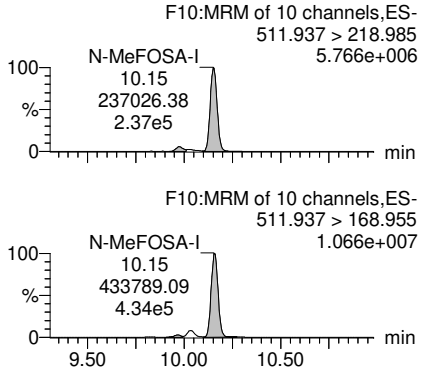

N-MeFOSA

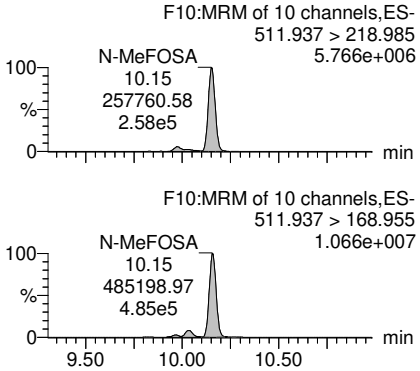

PV by TCH, SV by hh 10-Jun-21 Conc. & LOD unit = ng

Quantify Sample Report **MassLynx MassLynx V4.1 SCN909**
SGS Axys Analytical Services, Ltd.

Dataset: G:\Masslynx\Inst_L\PFAS\quanfile\FC1L_080-a6.qld

Last Altered: Wednesday, June 09, 2021 15:38:41 Pacific Daylight Time
Printed: Thursday, June 10, 2021 10:10:18 Pacific Daylight Time

ID: FC046I-CAL,, /01, Name: FC1L_080S23, Description: 1,,2uL, Date: 22-Feb-2021, Time: 13:44:01

N-EtFOSA-I

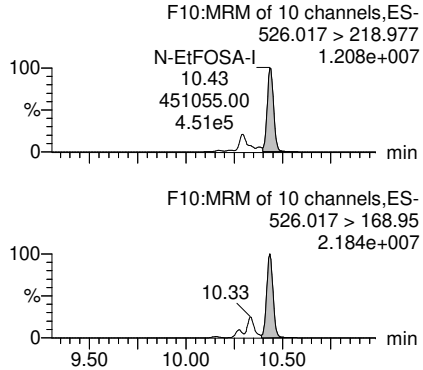

N-EtFOSA-II

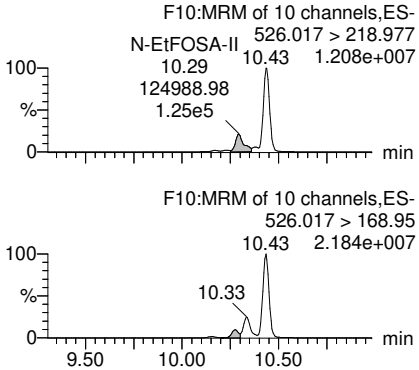

N-EtFOSA-SUM

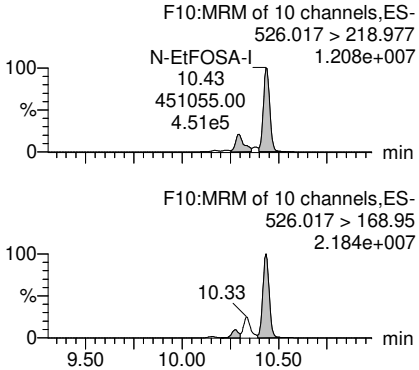

N-EtFOSA

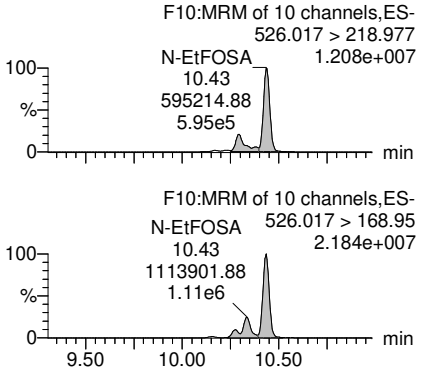

MeFOSAA-I

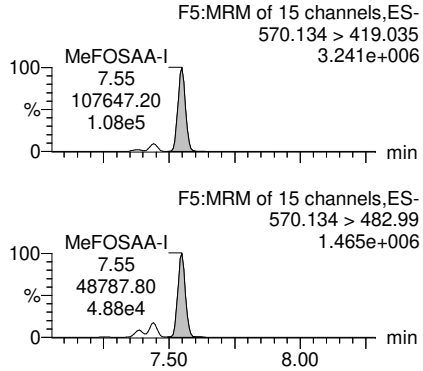

MeFOSAA-II

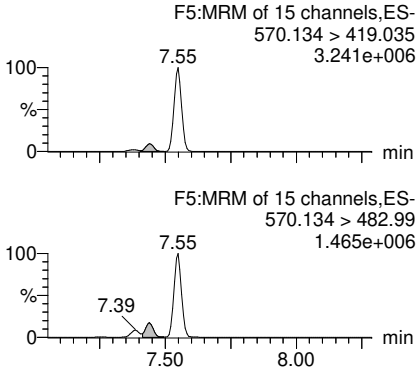

MeFOSAA-III

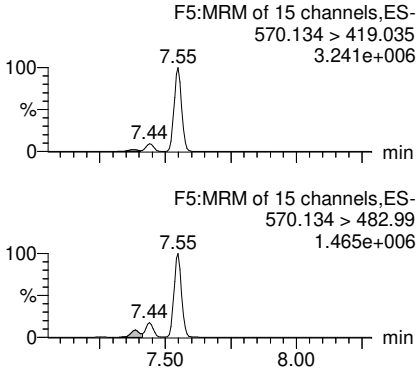

MeFOSAA-SUM

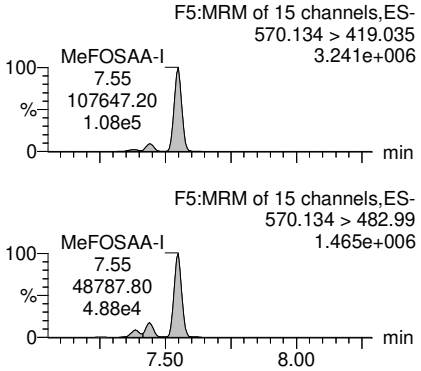

PV by TCH, SV by hh 10-Jun-21 Conc. & LOD unit = ng

Quantify Sample Report **MassLynx MassLynx V4.1 SCN909**
SGS Axys Analytical Services, Ltd.

Dataset: G:\Masslynx\Inst_L\PFAS\quanfile\FC1L_080-a6.qld

Last Altered: Wednesday, June 09, 2021 15:38:41 Pacific Daylight Time
Printed: Thursday, June 10, 2021 10:10:18 Pacific Daylight Time

ID: FC046I-CAL,, /01, Name: FC1L_080S23, Description: 1,,2uL, Date: 22-Feb-2021, Time: 13:44:01

MeFOSAA

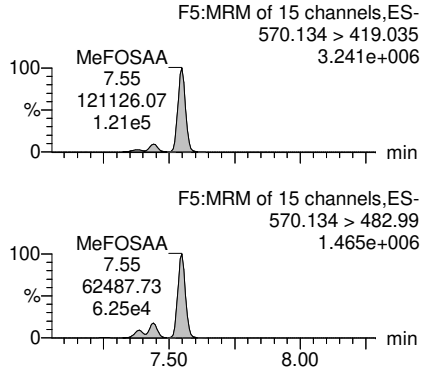

EtFOSAA-I

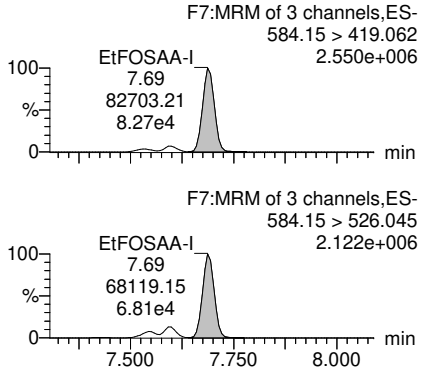

EtFOSAA-II

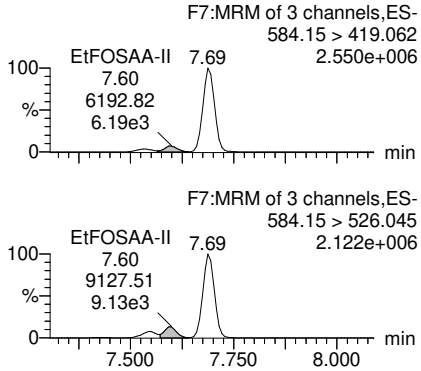

EtFOSAA-III

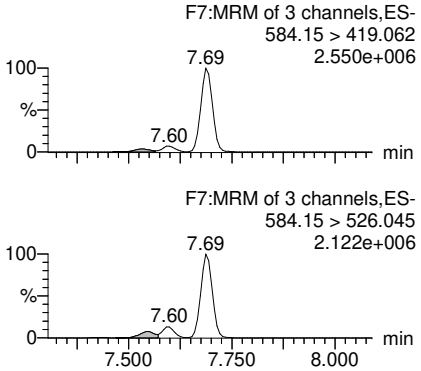

EtFOSAA-SUM

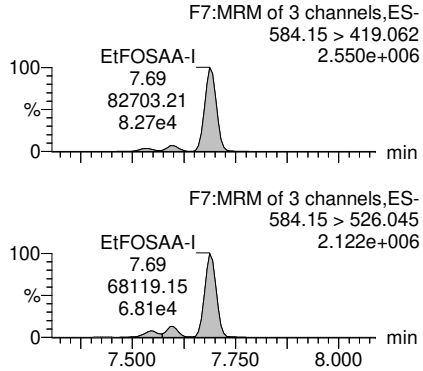

EtFOSAA

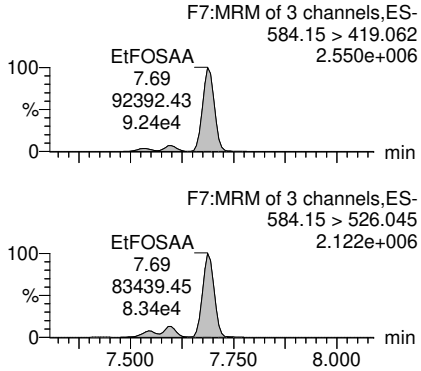

N-MeFOSE-I

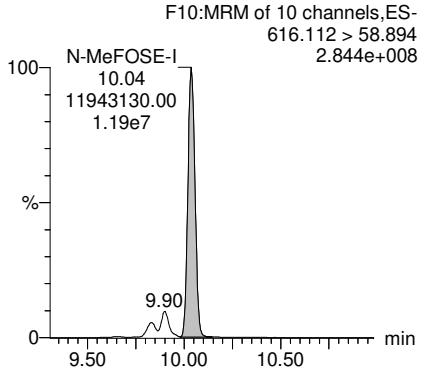

N-MeFOSE-II

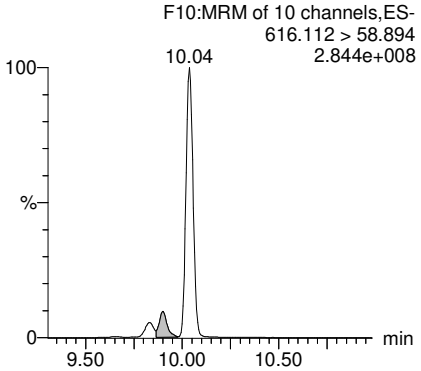

PV by TCH, SV by hh 10-Jun-21 Conc. & LOD unit = ng

Quantify Sample Report **MassLynx MassLynx V4.1 SCN909**
SGS Axys Analytical Services, Ltd.

Dataset: G:\Masslynx\Inst_L\PFAS\quanfile\FC1L_080-a6.qld

Last Altered: Wednesday, June 09, 2021 15:38:41 Pacific Daylight Time
Printed: Thursday, June 10, 2021 10:10:18 Pacific Daylight Time

ID: FC046I-CAL,, /01, Name: FC1L_080S23, Description: 1,,2uL, Date: 22-Feb-2021, Time: 13:44:01

N-MeFOSE-III

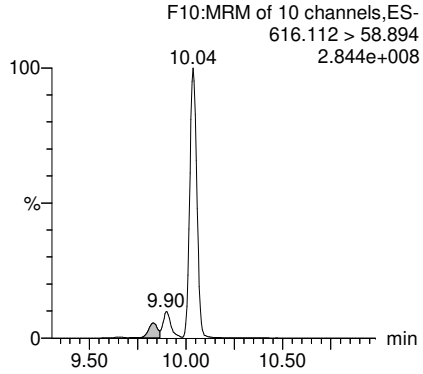

N-MeFOSE-SUM

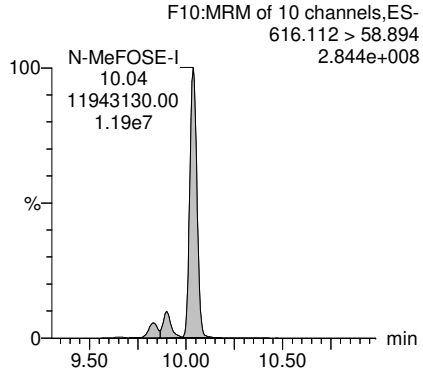

N-MeFOSE

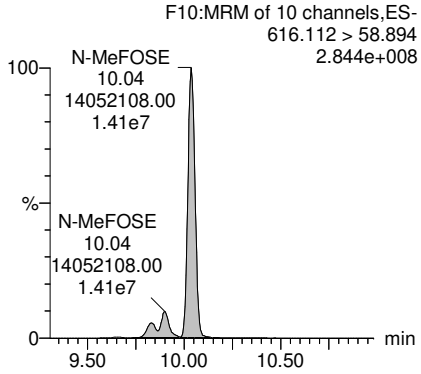

N-EtFOSE-I

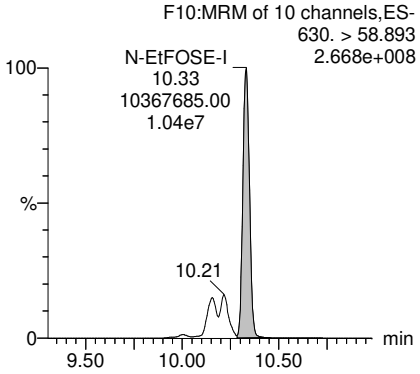

N-EtFOSE-II

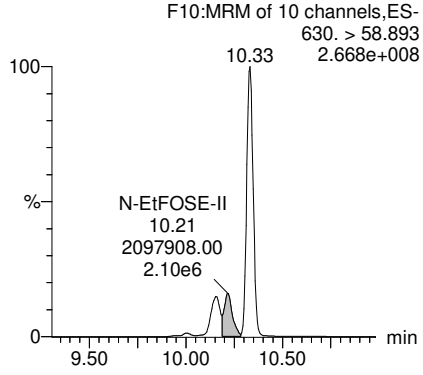

N-EtFOSE-III

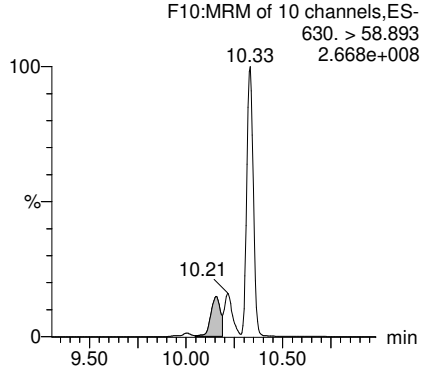

N-EtFOSE-SUM

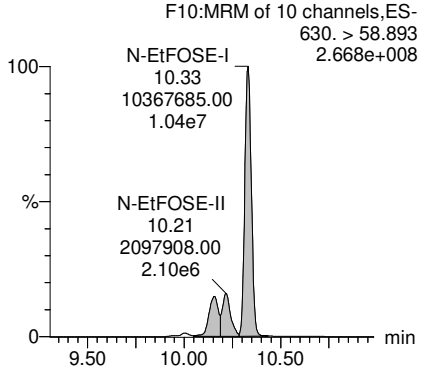

N-EtFOSE

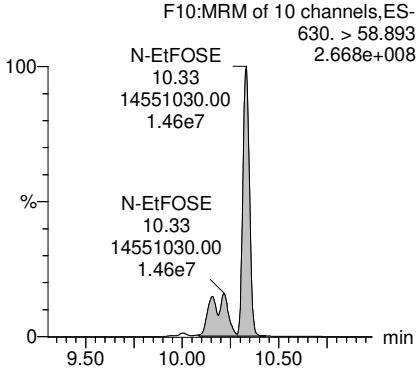

PV by TCH, SV by hh 10-Jun-21 Conc. & LOD unit = ng

Quantify Sample Report **MassLynx MassLynx V4.1 SCN909**
SGS Axys Analytical Services, Ltd.

Dataset: G:\Masslynx\Inst_L\PFAS\quanfile\FC1L_080-a6.qld

Last Altered: Wednesday, June 09, 2021 15:38:41 Pacific Daylight Time
Printed: Thursday, June 10, 2021 10:10:18 Pacific Daylight Time

ID: FC046I-CAL,, /01, Name: FC1L_080S23, Description: 1,,2uL, Date: 22-Feb-2021, Time: 13:44:01

HFPO-DA

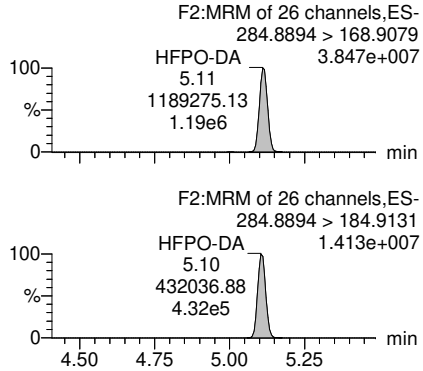

ADONA

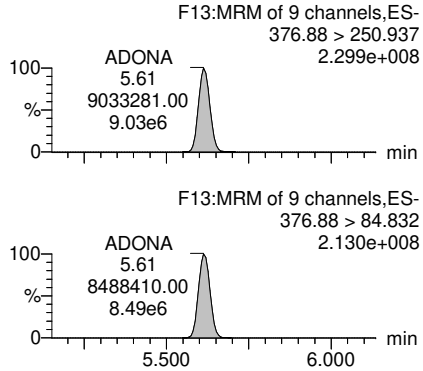

9Cl-PF3ONS

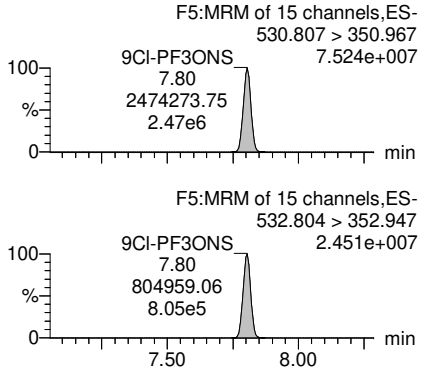

11Cl-PF3OUdS

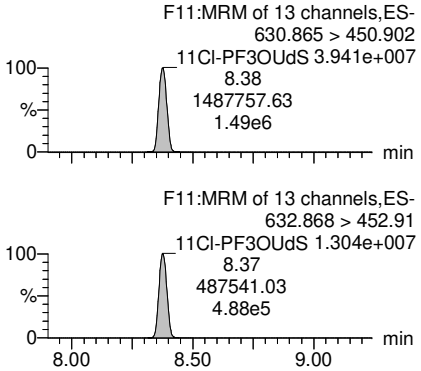

3:3 FTCA

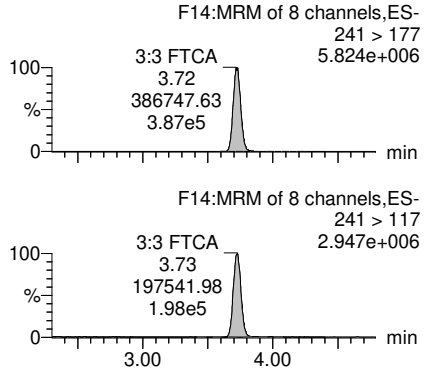

5:3 FTCA

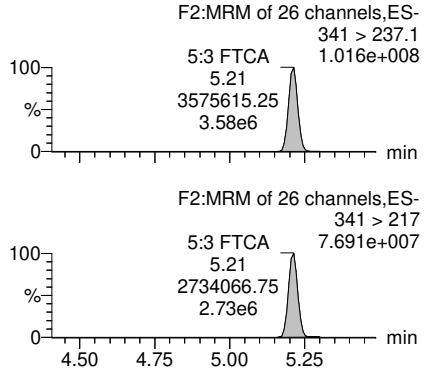

7:3 FTCA

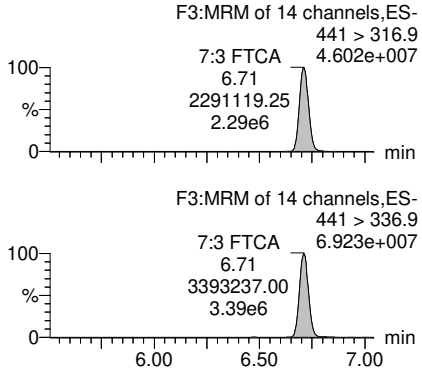

PFEESA

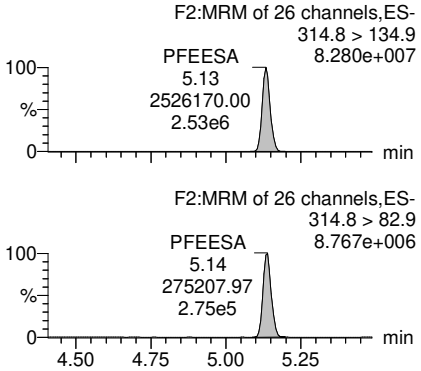

PV by TCH, SV by hh 10-Jun-21 Conc. & LOD unit = ng

Quantify Sample Report **MassLynx MassLynx V4.1 SCN909**
SGS Axys Analytical Services, Ltd.

Dataset: G:\Masslynx\Inst_L\PFAS\quanfile\FC1L_080-a6.qld

Last Altered: Wednesday, June 09, 2021 15:38:41 Pacific Daylight Time
Printed: Thursday, June 10, 2021 10:10:18 Pacific Daylight Time

ID: FC046I-CAL,, /01, Name: FC1L_080S23, Description: 1,,2uL, Date: 22-Feb-2021, Time: 13:44:01

PFMPA

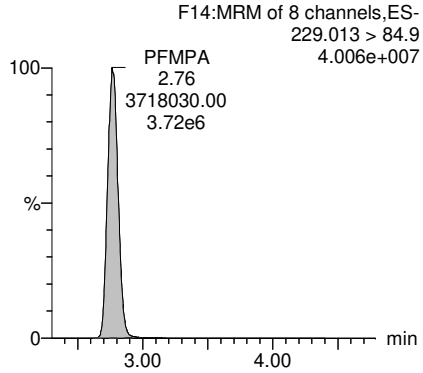

PFMBA

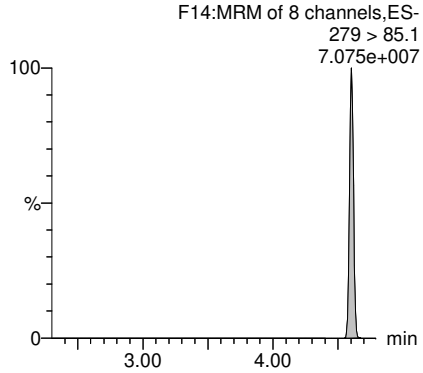

NFDHA

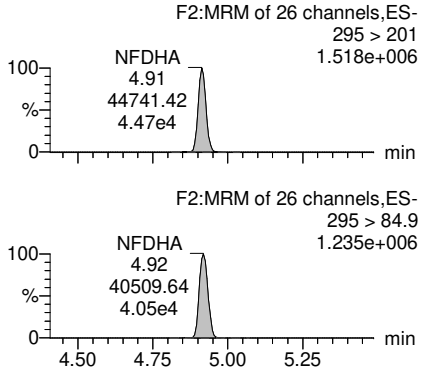

13C4-PFBA

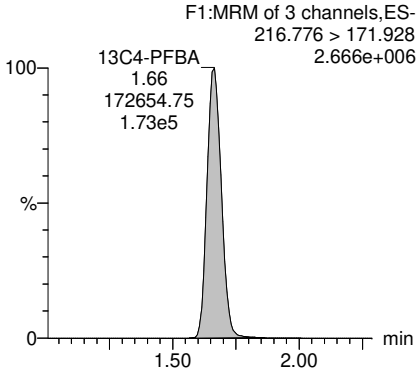

13C5-PFPeA

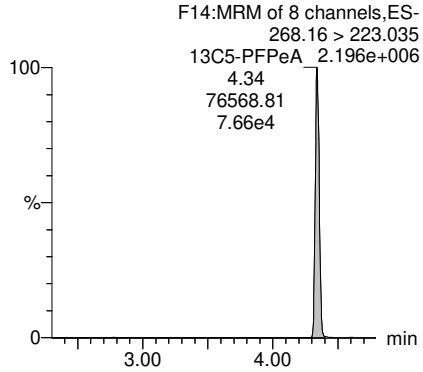

13C5-PFHxA

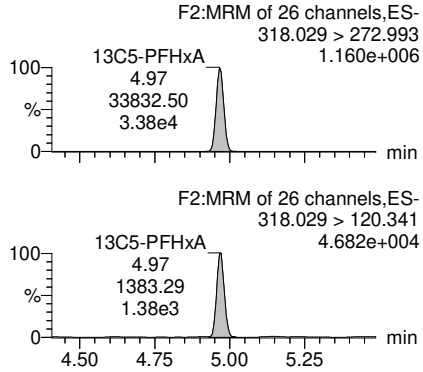

13C4-PFHpA

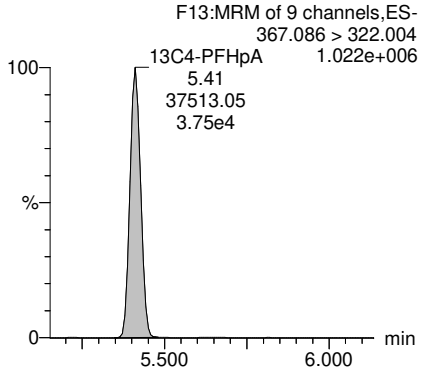

13C8-PFOA

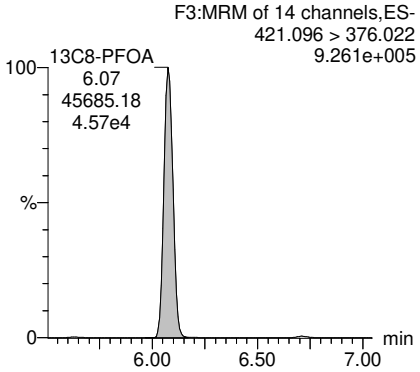

PV by TCH, SV by hh 10-Jun-21 Conc. & LOD unit = ng

Quantify Sample Report **MassLynx MassLynx V4.1 SCN909**
SGS Axys Analytical Services, Ltd.

Dataset: G:\Masslynx\Inst_L\PFAS\quanfile\FC1L_080-a6.qld

Last Altered: Wednesday, June 09, 2021 15:38:41 Pacific Daylight Time
Printed: Thursday, June 10, 2021 10:10:18 Pacific Daylight Time

ID: FC046I-CAL,, /01, Name: FC1L_080S23, Description: 1,,2uL, Date: 22-Feb-2021, Time: 13:44:01

13C9-PFNA

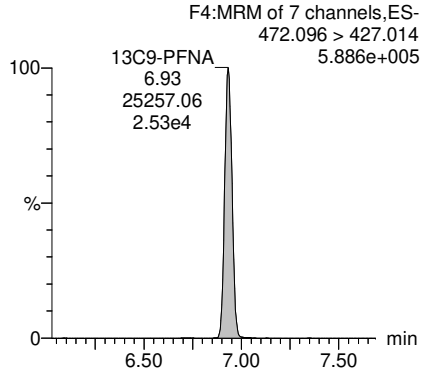

13C6-PFDA

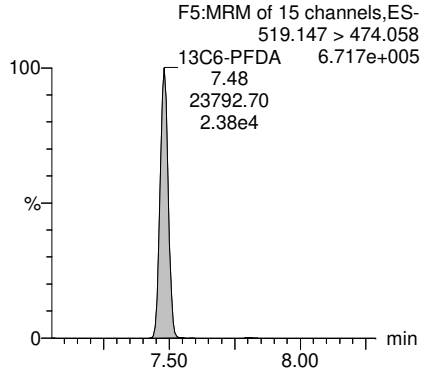

13C7-PFUnA

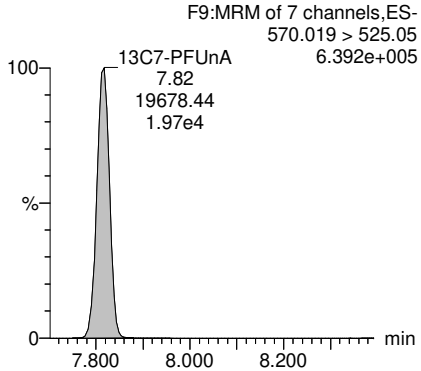

13C2-PFDoA

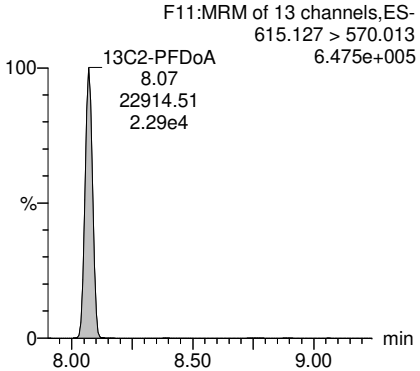

13C2-PFTeDA

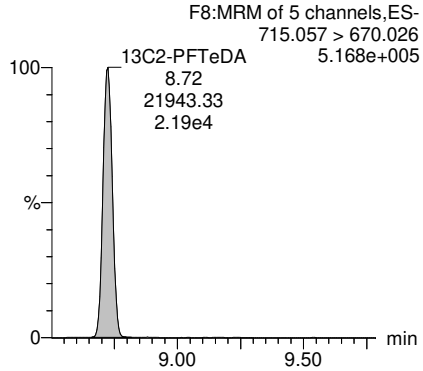

13C3-PFBS

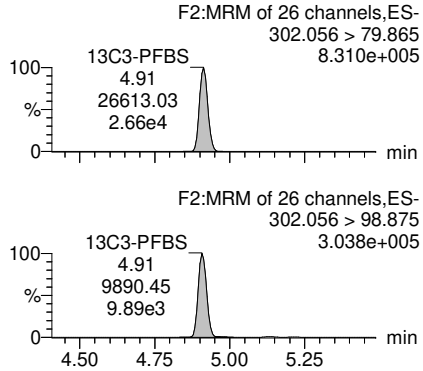

13C3-PFHxS

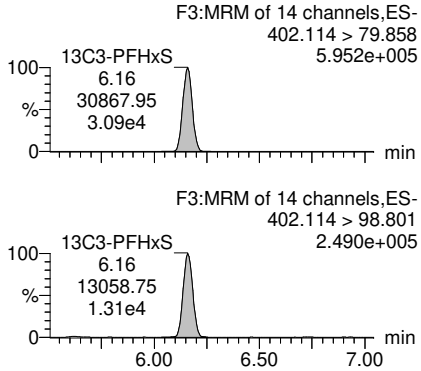

13C8-PFOS

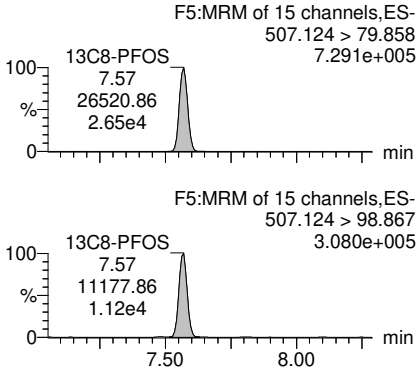

PV by TCH, SV by hh 10-Jun-21 Conc. & LOD unit = ng

Quantify Sample Report **MassLynx MassLynx V4.1 SCN909**
SGS Axys Analytical Services, Ltd.

Dataset: G:\Masslynx\Inst_L\PFAS\quanfile\FC1L_080-a6.qld

Last Altered: Wednesday, June 09, 2021 15:38:41 Pacific Daylight Time
Printed: Thursday, June 10, 2021 10:10:18 Pacific Daylight Time

ID: FC046I-CAL,, /01, Name: FC1L_080S23, Description: 1,,2uL, Date: 22-Feb-2021, Time: 13:44:01

13C2-4:2 FTS

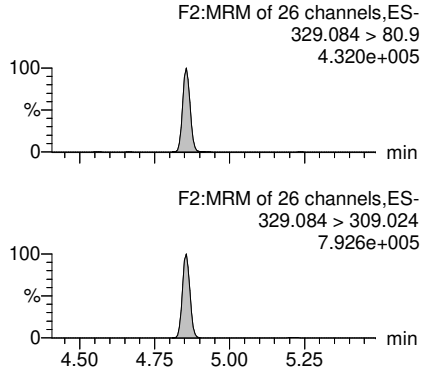

13C2-6:2 FTS

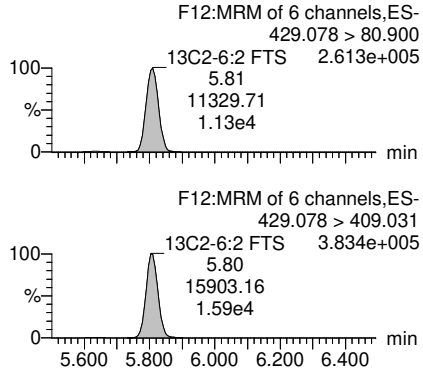

13C2-8:2 FTS

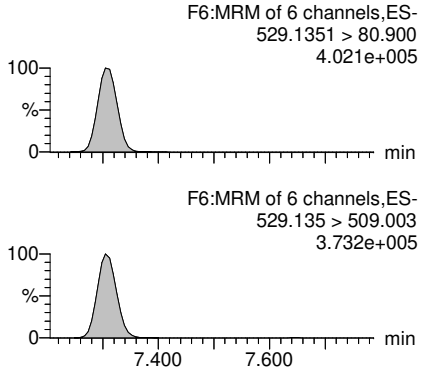

13C8-PFOSA

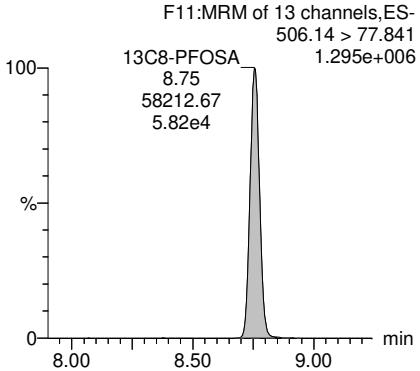

D3-N-MeFOSA

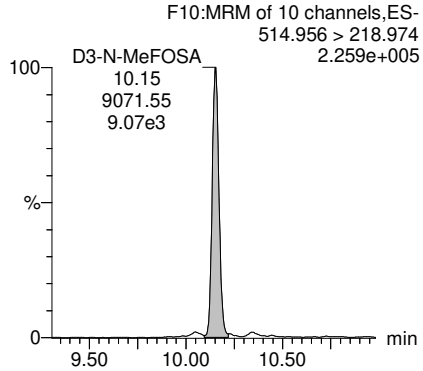

D5-N-EtFOSA

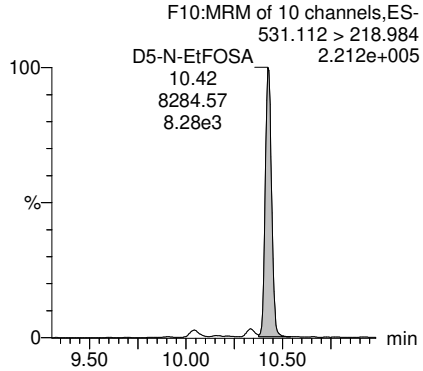

D3-MeFOSAA

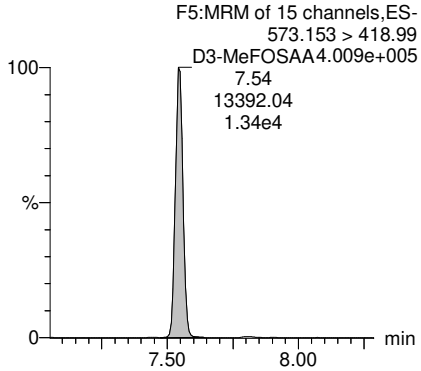

D5-EtFOSAA

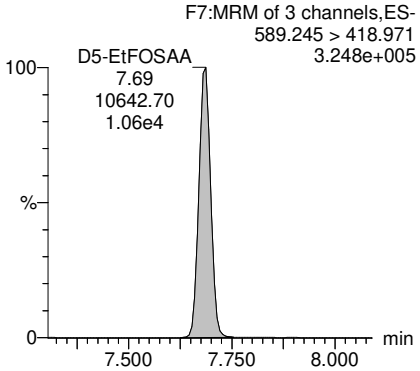

PV by TCH, SV by hh 10-Jun-21 Conc. & LOD unit = ng

Quantify Sample Report **MassLynx MassLynx V4.1 SCN909**
SGS Axys Analytical Services, Ltd.

Dataset: G:\Masslynx\Inst_L\PFAS\quanfile\FC1L_080-a6.qld

Last Altered: Wednesday, June 09, 2021 15:38:41 Pacific Daylight Time
Printed: Thursday, June 10, 2021 10:10:18 Pacific Daylight Time

ID: FC046l-CAL,, /01, Name: FC1L_080S23, Description: 1,,2uL, Date: 22-Feb-2021, Time: 13:44:01

D7-N-MeFOSE

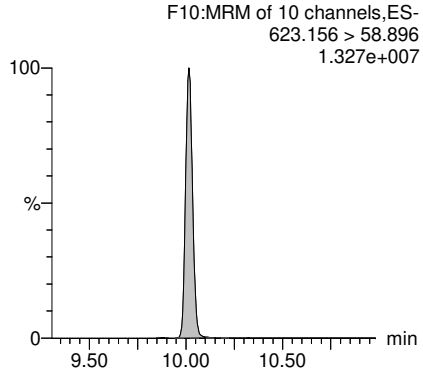

D9-N-EtFOSE

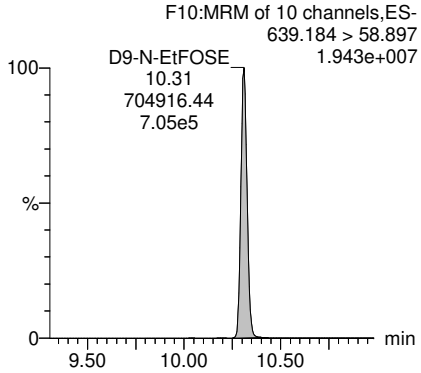

13C3-HFPO-DA

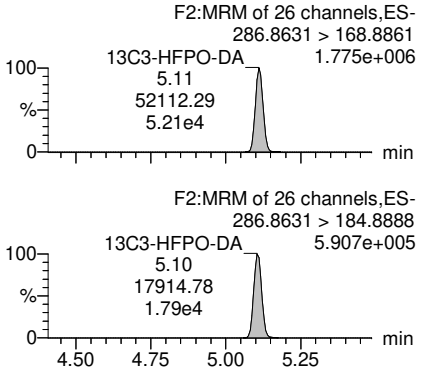

13C3-PFBA

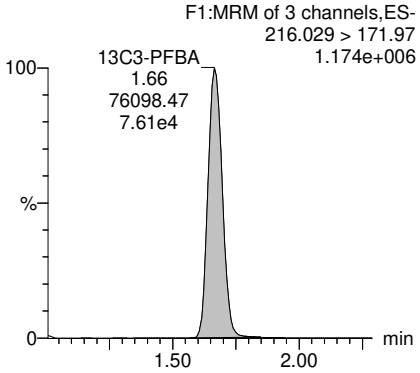

13C2-PFHxA

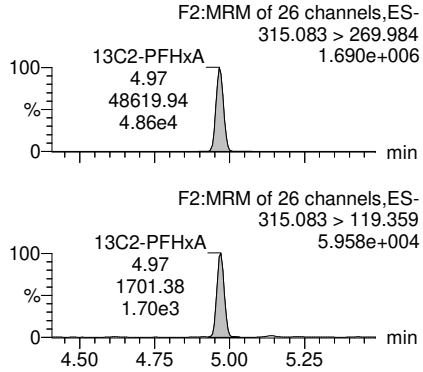

13C4-PFOA

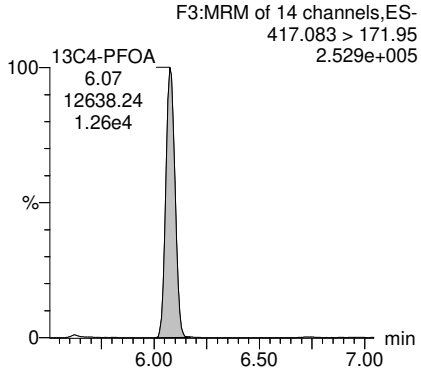

13C5-PFNA

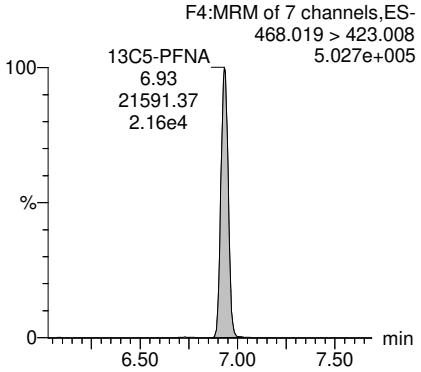

13C2-PFDA

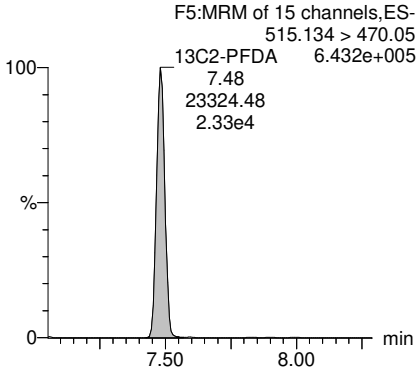

PV by TCH, SV by hh 10-Jun-21 Conc. & LOD unit = ng

Quantify Sample Report **MassLynx MassLynx V4.1 SCN909**
SGS Axys Analytical Services, Ltd.

Dataset: G:\Masslynx\Inst_L\PFAS\quanfile\FC1L_080-a6.qld

Last Altered: Wednesday, June 09, 2021 15:38:41 Pacific Daylight Time
Printed: Thursday, June 10, 2021 10:10:18 Pacific Daylight Time

ID: FC046I-CAL,, /01, Name: FC1L_080S23, Description: 1,,2uL, Date: 22-Feb-2021, Time: 13:44:01

18O2-PFHxS

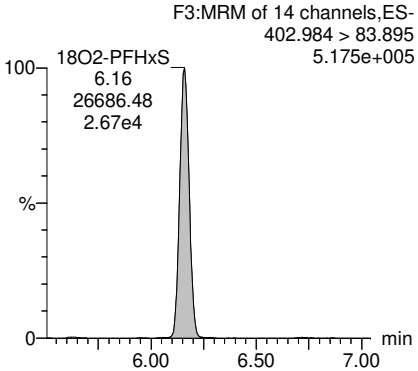

13C4-PFOS

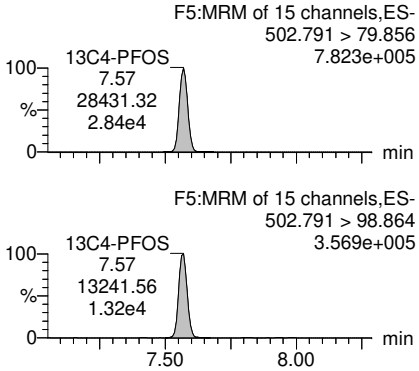

13C2-D4-6:2 FTS

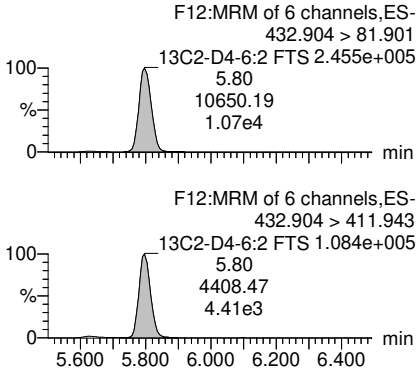

PV by TCH, SV by hh 10-Jun-21 Conc. & LOD unit = ng

Quantify Sample Report **MassLynx MassLynx V4.1 SCN909**
SGS Axys Analytical Services, Ltd.

Dataset: G:\Masslynx\Inst_L\PFAS\quanfile\FC1L_080-a6.qld

Last Altered: Wednesday, June 09, 2021 15:38:41 Pacific Daylight Time
Printed: Thursday, June 10, 2021 10:10:18 Pacific Daylight Time

ID: FC046I-CAL,, /01, Name: FC1L_080S23, Description: 1,,2uL, Date: 22-Feb-2021, Time: 13:44:01

#	IS#	Name	RT	Area	IS Area	Std. Conc	Conc.	LOD	%Rec	Ratio (Pred)	Ratio	Ratio Fail(Y/N)	S/N	Noise	IS Height	Sample size	F2	Flags
1	84	PFBA	1.67	4123011	172655	1000.000	952.137	0.0346	95.2				82221	770	2663696	1.000	1.0	bb
2	85	PFPeA	4.34	2191624	76569	500.000	473.713	0.0434	94.7				32998	1921	2195738	1.000	1.0	MM
3	86	PFHxA	4.97	821962	33832	250.000	228.828	0.0302	91.5	4.85	4.64	NO	22924	1237	1159251	1.000	1.0	bb
4	87	PFHpA	5.41	982327	37513	250.000	238.761	0.0505	95.5	2.16	2.06	NO	14121	1885	1021306	1.000	1.0	bb
5	88	PFOA-I	6.07	1591270	45685	0.000	237.996	0.0751		1.96	2.06	NO	9425	3391	925979	1.000	1.0	bb
6	88	PFOA-II			45685	0.000		0.0751		0.00				3391	925979	1.000	1.0	
7	88	PFOA-III			45685	0.000		0.0751		0.00				3391	925979	1.000	1.0	
8	88	PFOA-IV			45685	0.000		0.0751		0.00				3391	925979	1.000	1.0	
9		PFOA-SUM		1591270	45685	0.000	237.996	0.0751						3391	925979	1.000	1.0	
10	88	PFOA	6.07	1591270	45685	250.000	237.996	0.0751	95.2	1.96	2.06	NO	9425	3391	925979	1.000	1.0	bb
11	89	PFNA-I	6.93	1225180	25257	0.000	236.795	0.0377		2.85	2.87	NO	18563	1514	588499	1.000	1.0	bb
12	89	PFNA-II	6.71	122	25257	0.000	0.024	0.0377		0.00	1.70	NO	2	1514	588499	1.000	1.0	dd
13	89	PFNA-III	6.66	219	25257	0.000	0.042	0.0377		0.00	0.84	NO	4	1514	588499	1.000	1.0	dd
14		PFNA-SUM		1225521	25257	0.000	236.861	0.1130						1514	588499	1.000	1.0	
15	89	PFNA	6.93	1225180	25257	250.000	236.795	0.0377	94.7	2.85	2.87	NO	18563	1514	588499	1.000	1.0	bb
16	90	PFDA	7.48	986544	23793	250.000	247.534	0.0322	99.0	3.07	3.21	NO	23164	1207	671443	1.000	1.0	bb
17	91	PFUnA	7.82	742740	19678	250.000	247.367	0.0303	98.9	4.31	4.49	NO	24802	985	638676	1.000	1.0	bb
18	92	PFDoA	8.07	1133939	22915	250.000	230.374	0.2547	92.1	7.42	7.48	NO	2741	11807	647459	1.000	1.0	db
19	Multi	PFTrDA	8.36	688363	22429	250.000	182.220	0.0407	72.9	3.08	3.02	NO	15753	1315	581914	1.000	1.0	bb
20	93	PFTeDA	8.72	680241	21943	250.000	207.638	0.0625	83.1	2.82	2.70	NO	9875	1607	516368	1.000	1.0	bb
21	94	PFBS	4.91	737039	26613	250.000	240.244	0.0030	96.1	2.59	2.60	NO	237...	95	830621	1.000	1.0	bb
22	95	PFPeS	5.43	682279	30868	250.725	224.005	0.0070	89.3	2.24	2.26	NO	128...	138	594974	1.000	1.0	bb
23	95	PFHxS-I	6.16	695240	30868	0.000	191.650	0.0159		2.37	2.25	NO	35081	370	594974	1.000	1.0	bb
24	95	PFHxS-II	5.94	87841	30868	0.000	24.214	0.0159		3.26	3.24	NO	5100	370	594974	1.000	1.0	db
25	95	PFHxS-III	5.86	40312	30868	0.000	11.113	0.0159		2.72	3.05	NO	2408	370	594974	1.000	1.0	bd
26		PFHxS-SUM		823393	30868	0.000	226.977	0.0477						370	594974	1.000	1.0	
27	95	PFHxS	6.16	822993	30868	250.000	226.867	0.0159	90.7	2.40	2.29	NO	35075	370	594974	1.000	1.0	MM
28	96	PFHpS	7.04	696318	26521	250.575	241.892	0.0036	96.5	2.12	2.10	NO	165...	95	728958	1.000	1.0	bb
29	96	PFOS-I	7.57	630740	26521	0.000	191.447	0.0097		2.42	2.39	NO	60000	293	728958	1.000	1.0	bb
30	96	PFOS-II	7.45	72643	26521	0.000	22.049	0.0097		2.75	3.30	NO	6740	293	728958	1.000	1.0	db
31	96	PFOS-III	7.40	64746	26521	0.000	19.652	0.0097		8.19	7.07	NO	5537	293	728958	1.000	1.0	bd
32	96	PFOS-IV	7.23	3628	26521	0.000	1.101	0.0097		2.14	22.70	YES	258	293	728958	1.000	1.0	db
33		PFOS-SUM		771756	26521	0.000	234.249	0.0388						293	728958	1.000	1.0	
34	96	PFOS	7.57	764402	26521	250.000	232.017	0.0097	92.8	2.54	2.59	NO	59967	293	728958	1.000	1.0	MM
35	96	PFNS	7.90	727119	26521	250.475	232.399	0.0056	92.8	2.36	2.18	NO	145...	159	728958	1.000	1.0	bb
36	96	PFDS	8.16	684776	26521	250.000	229.199	0.0052	91.7	2.36	2.18	NO	132...	143	728958	1.000	1.0	bb

PV by TCH, SV by hh 10-Jun-21 Conc. & LOD unit = ng

Quantify Sample Report **MassLynx MassLynx V4.1 SCN909**
SGS Axys Analytical Services, Ltd.

Dataset: G:\Masslynx\Inst_L\PFAS\quanfile\FC1L_080-a6.qld

Last Altered: Wednesday, June 09, 2021 15:38:41 Pacific Daylight Time
Printed: Thursday, June 10, 2021 10:10:18 Pacific Daylight Time

ID: FC046I-CAL,, /01, Name: FC1L_080S23, Description: 1,,2uL, Date: 22-Feb-2021, Time: 13:44:01

#	IS#	Name	RT	Area	IS Area	Std. Conc	Conc.	LOD	%Rec	Ratio (Pred)	Ratio	Ratio Fail(Y/N)	S/N	Noise	IS Height	Sample size	F2	Flags
37	96	PFDoS	8.88	601685	26521	250.375	244.462	0.0154	97.6	2.24	2.26	NO	36112	348	728958	1.000	1.0	MM
38	97	4:2 FTS	4.86	255194	12268	1000.000	882.236	0.0155	88.2	0.43	0.44	NO	169...	53	431847	1.000	1.0	bb
39	98	6:2 FTS	5.80	203816	11330	900.000	696.090	0.1232	77.3	0.44	0.44	NO	17291	277	261214	1.000	1.0	bb
40	99	8:2 FTS	7.30	187317	16250	1000.000	861.699	0.0344	86.2	0.57	0.54	NO	77317	62	402028	1.000	1.0	bb
41	100	PFOSA-I	8.76	1230813	58213	0.000	212.720	0.0355					18060	1523	1294900	1.000	1.0	bb
42	100	PFOSA-II	8.61	111623	58213	0.000	19.292	0.0355					1308	1523	1294900	1.000	1.0	db
43		PFOSA-SUM		1342436	58213	0.000	232.011	0.0710						1523	1294900	1.000	1.0	
44	100	PFOSA	8.76	1370339	58213	250.000	236.834	0.0355	94.7				18069	1523	1294900	1.000	1.0	MM
45	101	N-MeFOSA-I	10.15	237026	9072	0.000	233.217	0.0743		0.55	0.55	NO	9208	626	225708	1.000	1.0	dd
46	101	N-MeFOSA-II	9.97	14594	9072	0.000	14.359	0.0743		1.14	1.20	NO	524	626	225708	1.000	1.0	dd
47		N-MeFOSA-SUM		251620	9072	0.000	247.576	0.1486						626	225708	1.000	1.0	
48	101	N-MeFOSA	10.15	257761	9072	287.500	253.618	0.0743	88.2	0.53	0.53	NO	9205	626	225708	1.000	1.0	MM
49	102	N-EtFOSA-I	10.43	451055	8285	0.000	452.956	0.0890		0.55	0.56	NO	15343	786	220439	1.000	1.0	db
50	102	N-EtFOSA-II	10.29	124989	8285	0.000	125.516	0.0890		1.28	1.59	NO	3186	786	220439	1.000	1.0	dd
51		N-EtFOSA-SUM		576044	8285	0.000	578.471	0.1779						786	220439	1.000	1.0	
52	102	N-EtFOSA	10.43	595215	8285	625.000	597.723	0.0890	95.6	0.53	0.53	NO	15336	786	220439	1.000	1.0	MM
53	103	MeFOSAA-I	7.55	107647	13392	0.000	212.611	0.0109		2.01	2.21	NO	58731	55	400734	1.000	1.0	db
54	103	MeFOSAA-II	7.44	10456	13392	0.000	20.652	0.0109		1.84	1.20	NO	5420	55	400734	1.000	1.0	dd
55	103	MeFOSAA-III	7.38	3011	13392	0.000	5.947	0.0109		0.29	0.60	YES	1165	55	400734	1.000	1.0	bd
56		MeFOSAA-SUM		121115	13392	0.000	239.211	0.0328						55	400734	1.000	1.0	
57	103	MeFOSAA	7.55	121126	13392	250.000	239.233	0.0109	95.7	1.87	1.94	NO	58732	55	400734	1.000	1.0	MM
58	104	EtFOSAA-I	7.69	82703	10643	0.000	204.829	0.0806		1.24	1.21	NO	7704	331	324488	1.000	1.0	db
59	104	EtFOSAA-II	7.60	6193	10643	0.000	15.338	0.0806		0.34	0.68	YES	534	331	324488	1.000	1.0	dd
60	104	EtFOSAA-III	7.53	3574	10643	0.000	8.852	0.0806		0.63	0.56	NO	261	331	324488	1.000	1.0	bd
61		EtFOSAA-SUM		92470	10643	0.000	229.020	0.2418						331	324488	1.000	1.0	
62	104	EtFOSAA	7.69	92392	10643	250.000	228.827	0.0806	91.5	1.09	1.11	NO	7704	331	324488	1.000	1.0	MM
63	105	N-MeFOSE-I	10.04	11943130	545033	0.000	1987.760	0.1717					33904	8372	13266044	1.000	1.0	db
64	105	N-MeFOSE-II	9.90	1305926	545033	0.000	217.352	0.1717					3271	8372	13266044	1.000	1.0	dd
65	105	N-MeFOSE-III	9.83	837061	545033	0.000	139.317	0.1717					1846	8372	13266044	1.000	1.0	dd
66		N-MeFOSE-SUM		14086117	545033	0.000	2344.429	0.5152						8372	13266044	1.000	1.0	
67	105	N-MeFOSE	10.04	14052108	545033	2500.000	2338.769	0.1717	93.6				33907	8372	13266044	1.000	1.0	MM
68	106	N-EtFOSE-I	10.33	10367685	704916	0.000	1236.078	0.0688					50264	5298	19403354	1.000	1.0	db
69	106	N-EtFOSE-II	10.21	2097908	704916	0.000	250.121	0.0688					8025	5298	19403354	1.000	1.0	dd
70	106	N-EtFOSE-III	10.15	2217423	704916	0.000	264.370	0.0688					7491	5298	19403354	1.000	1.0	dd
71		N-EtFOSE-SUM		14683016	704916	0.000	1750.569	0.2065						5298	19403354	1.000	1.0	
72	106	N-EtFOSE	10.33	14551030	704916	1875.000	1734.833	0.0688	92.5				50234	5298	19403354	1.000	1.0	MM

PV by TCH, SV by hh 10-Jun-21 Conc. & LOD unit = ng

Quantify Sample Report **MassLynx MassLynx V4.1 SCN909**
SGS Axys Analytical Services, Ltd.

Dataset: G:\Masslynx\Inst_L\PFAS\quanfile\FC1L_080-a6.qld

Last Altered: Wednesday, June 09, 2021 15:38:41 Pacific Daylight Time
Printed: Thursday, June 10, 2021 10:10:18 Pacific Daylight Time

ID: FC046I-CAL,, /01, Name: FC1L_080S23, Description: 1,,2uL, Date: 22-Feb-2021, Time: 13:44:01

#	IS#	Name	RT	Area	IS Area	Std. Conc	Conc.	LOD	%Rec	Ratio (Pred)	Ratio	Ratio Fail(Y/N)	S/N	Noise	IS Height	Sample size	F2	Flags
73	107	HFPO-DA	5.11	1189275	52112	950.000	835.100	0.0122	87.9	2.87	2.75	NO	195...	197	1774996	1.000	1.0	bb
74	107	ADONA	5.61	9033281	52112	1000.000	988.144	0.0113	98.8	1.08	1.06	NO	196...	1171	1774996	1.000	1.0	db
75	107	9Cl-PF3ONS	7.80	2474274	52112	1001.900	954.736	0.0097	95.3	3.20	3.07	NO	264...	284	1774996	1.000	1.0	bb
76	107	11Cl-PF3OUdS	8.38	1487758	52112	1001.600	1062.800	0.0181	106.1	3.13	3.05	NO	136...	288	1774996	1.000	1.0	bb
77	85	3:3 FTCA	3.72	386748	76569	1000.000	1219.029	0.2479	121.9	1.75	1.96	NO	7748	752	2195738	1.000	1.0	MM
78	86	5:3 FTCA	5.21	3575615	33832	6250.000	6141.656	0.1295	98.3	1.20	1.31	NO	117...	861	1159251	1.000	1.0	bb
79	86	7:3 FTCA	6.71	2291119	33832	6250.000	6744.242	0.5970	107.9	0.71	0.68	NO	19856	2316	1159251	1.000	1.0	MM
80	86	PFEESA	5.13	2526170	33832	250.000	236.439	0.0026	94.6	9.28	9.18	NO	264...	313	1159251	1.000	1.0	bb
81	85	PFMPA	2.76	3718030	76569	500.000	531.460	0.3209	106.3				1867	21457	2195738	1.000	1.0	MM
82	85	PFMBA	4.60	2485070	76569	250.000	266.858	0.0028	106.7				286...	247	2195738	1.000	1.0	bb
83	86	NFDHA	4.91	44741	33832	500.000	305.126	0.0589	61.0	0.94	1.10	NO	15403	99	1159251	1.000	1.0	MMX
84	108	13C4-PFBA	1.66	172655	76098	40.000	39.733	0.0088	99.3				13553	197	1172431	1.000	1.0	bb
85	109	13C5-PFPeA	4.34	76569	48620	20.000	19.158	0.0034	95.8				14021	157	1689776	1.000	1.0	bd
86	109	13C5-PFHxA	4.97	33832	48620	10.000	9.950	0.0019	99.5	23.32	24.46	NO	15143	77	1689776	1.000	1.0	bb
87	110	13C4-PFHpA	5.41	37513	12638	10.000	8.951	0.0030	89.5				12062	85	252748	1.000	1.0	bb
88	110	13C8-PFOA	6.07	45685	12638	10.000	9.698	0.0016	97.0				18767	49	252748	1.000	1.0	bd
89	111	13C9-PFNA	6.93	25257	21591	5.000	5.098	0.0027	102.0				5707	103	502429	1.000	1.0	bd
90	112	13C6-PFDA	7.48	23793	23324	5.000	5.068	0.0027	101.4				5857	115	643091	1.000	1.0	bb
91	112	13C7-PFUnA	7.82	19678	23324	5.000	3.863	0.0032	77.3				4232	151	643091	1.000	1.0	bb
92	112	13C2-PFDoA	8.07	22915	23324	5.000	5.225	0.0019	104.5				8608	75	643091	1.000	1.0	bd
93	112	13C2-PFTeDA	8.72	21943	23324	5.000	5.705	0.0045	114.1				3273	158	643091	1.000	1.0	bb
94	113	13C3-PFBS	4.91	26613	26686	10.030	8.020	0.0022	80.0	2.73	2.69	NO	17529	47	517361	1.000	1.0	bb
95	113	13C3-PFHxS	6.16	30868	26686	10.015	10.197	0.0015	101.8	2.38	2.36	NO	20894	28	517361	1.000	1.0	bb
96	114	13C8-PFOS	7.57	26521	28431	10.062	10.272	0.0038	102.1	2.33	2.37	NO	8151	89	782283	1.000	1.0	bd
97	115	13C2-4:2 FTS	4.86	12268	10650	20.168	21.044	0.0661	104.3	1.62	0.54	YES	1459	296	245441	1.000	1.0	bd
98	115	13C2-6:2 FTS	5.81	11330	10650	19.998	23.421	0.0489	117.1	1.88	0.71	YES	1438	182	245441	1.000	1.0	dd
99	115	13C2-8:2 FTS	7.30	16250	10650	20.040	21.232	0.0278	105.9	3.76	1.10	YES	2458	164	245441	1.000	1.0	bd
100	114	13C8-PFOSA	8.75	58213	28431	10.000	11.268	0.0021	112.7				13134	99	782283	1.000	1.0	MM
101	114	D3-N-MeFOSA	10.15	9072	28431	10.000	11.463	0.0401	114.6				776	291	782283	1.000	1.0	dd
102	114	D5-N-EtFOSA	10.42	8285	28431	10.000	10.447	0.0123	104.5				2467	89	782283	1.000	1.0	db
103	115	D3-MeFOSAA	7.54	13392	10650	22.500	26.331	0.0087	117.0				11778	34	245441	1.000	1.0	db
104	115	D5-EtFOSAA	7.69	10643	10650	20.000	25.493	0.0270	127.5				3750	87	245441	1.000	1.0	bb
105	114	D7-N-MeFOSE	10.02	545033	28431	100.000	103.564	0.0301	103.6				9124	1454	782283	1.000	1.0	MM
106	114	D9-N-EtFOSE	10.31	704916	28431	100.000	103.551	0.0172	103.6				18078	1073	782283	1.000	1.0	bb
107	109	13C3-HFPO-DA	5.11	52112	48620	40.000	32.850	0.0120	82.1	2.64	2.91	NO	8031	221	1689776	1.000	1.0	bb
108		13C3-PFBA	1.66	76098		20.000	15.458	0.0058	77.3				8044	146		1.000	1.0	bb

PV by TCH, SV by hh 10-Jun-21 Conc. & LOD unit = ng

Quantify Sample Report **MassLynx MassLynx V4.1 SCN909**
SGS Axys Analytical Services, Ltd.

Dataset: G:\Masslynx\Inst_L\PFAS\quanfile\FC1L_080-a6.qld

Last Altered: Wednesday, June 09, 2021 15:38:41 Pacific Daylight Time
Printed: Thursday, June 10, 2021 10:10:18 Pacific Daylight Time

ID: FC046I-CAL,, /01, Name: FC1L_080S23, Description: 1,,2uL, Date: 22-Feb-2021, Time: 13:44:01

#	IS#	Name	RT	Area	IS Area	Std. Conc	Conc.	LOD	%Rec	Ratio (Pred)	Ratio	Ratio Fail(Y/N)	S/N	Noise	IS Height	Sample size	F2	Flags
109		13C2-PFHxA	4.97	48620		10.000	8.897	0.0016	89.0	35.50	28.58	NO	16669	101		1.000	1.0	db
110		13C4-PFOA	6.07	12638		10.000	9.626	0.0048	96.3				5973	42		1.000	1.0	bd
111		13C5-PFNA	6.93	21591		5.000	4.667	0.0010	93.3				13845	36		1.000	1.0	bb
112		13C2-PFDA	7.48	23324		5.000	4.518	0.0028	90.4				4816	134		1.000	1.0	dd
113		18O2-PFHxS	6.16	26686		10.050	9.385	0.0091	93.4				3091	167		1.000	1.0	bd
114		13C4-PFOS	7.57	28431		10.150	9.209	0.0080	90.7	2.17	2.15	NO	3466	226		1.000	1.0	dd
115		13C2-D4-6:2 FTS	5.80	10650		20.000	16.608	0.0127	83.0	2.50	2.42	NO	3926	63		1.000	1.0	dd

PV by TCH, SV by hh 10-Jun-21 Conc. & LOD unit = ng

Quantify Sample Report **MassLynx MassLynx V4.1 SCN909**
SGS Axys Analytical Services, Ltd.

Dataset: G:\Masslynx\Inst_L\PFAS\quanfile\FC1L_080-a6.qld

Last Altered: Wednesday, June 09, 2021 15:38:41 Pacific Daylight Time
Printed: Thursday, June 10, 2021 10:10:18 Pacific Daylight Time

ID: FC046J-CAL,, /01, Name: FC1L_080S24, Description: 1,,2uL, Date: 22-Feb-2021, Time: 13:56:58

PFBA

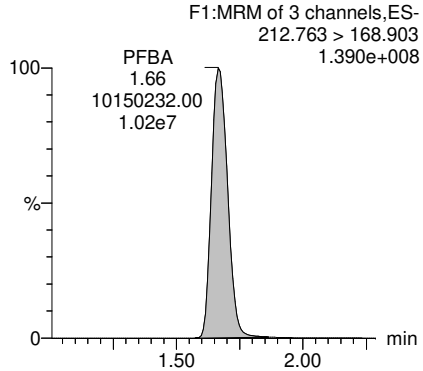

PFPeA

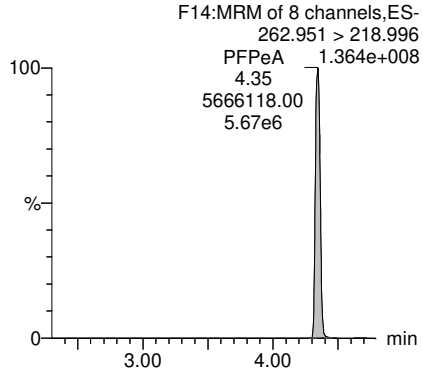

PFHxA

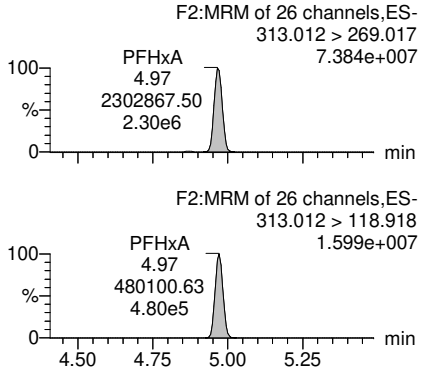

PFHpA

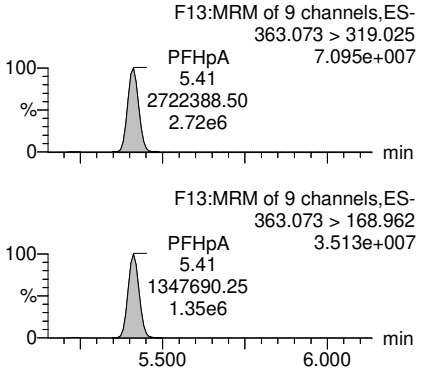

PFOA-I

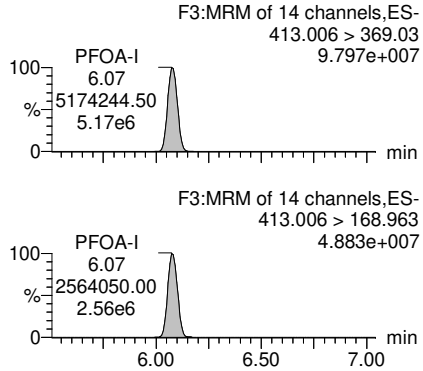

PFOA-II

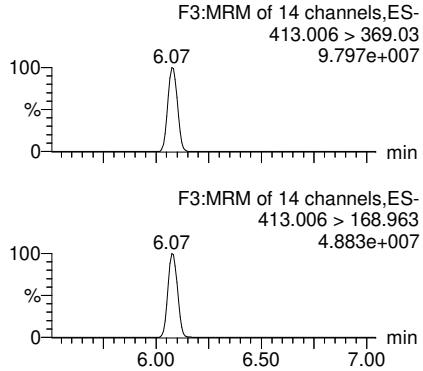

PFOA-III

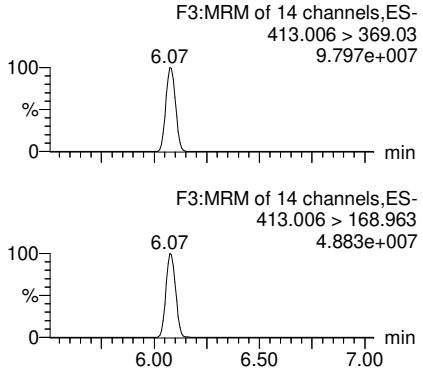

PFOA-IV

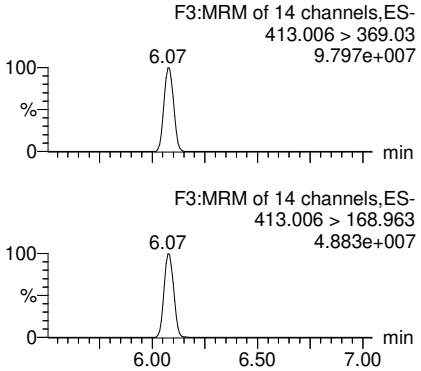

PV by TCH, SV by hh 10-Jun-21 Conc. & LOD unit = ng

Quantify Sample Report **MassLynx MassLynx V4.1 SCN909**
SGS Axys Analytical Services, Ltd.

Dataset: G:\Masslynx\Inst_L\PFAS\quanfile\FC1L_080-a6.qld

Last Altered: Wednesday, June 09, 2021 15:38:41 Pacific Daylight Time
Printed: Thursday, June 10, 2021 10:10:18 Pacific Daylight Time

ID: FC046J-CAL,, /01, Name: FC1L_080S24, Description: 1,,2uL, Date: 22-Feb-2021, Time: 13:56:58

PFOA-SUM

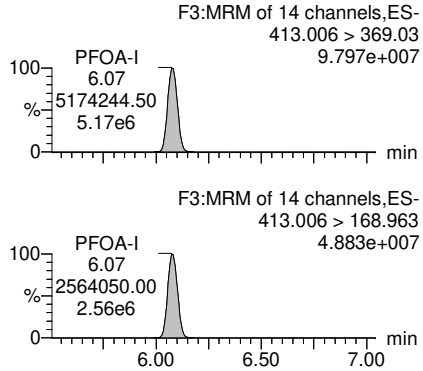

PFOA

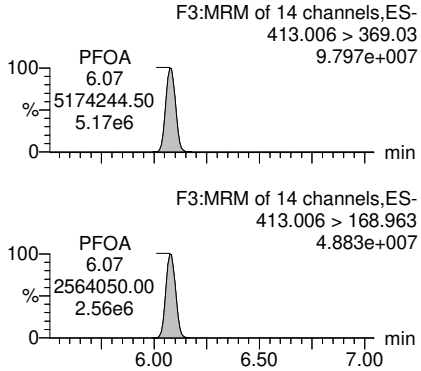

PFNA-I

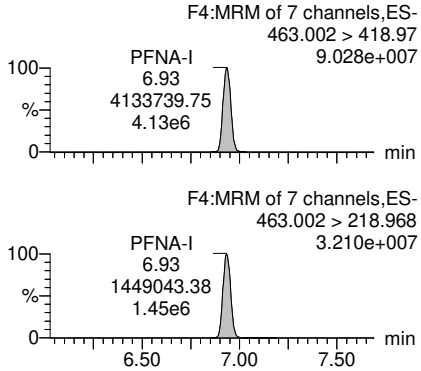

PFNA-II

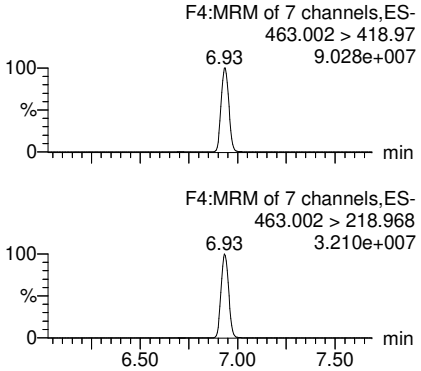

PFNA-III

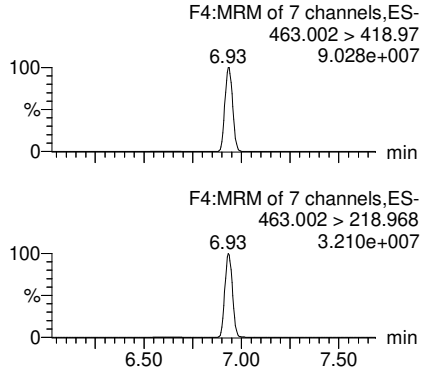

PFNA-SUM

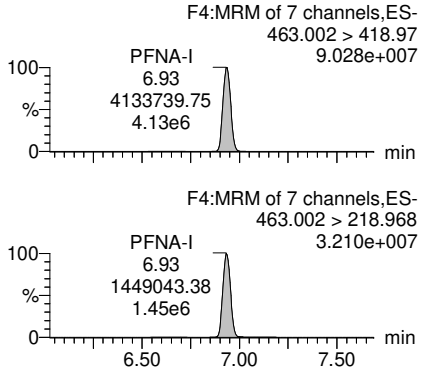

PFNA

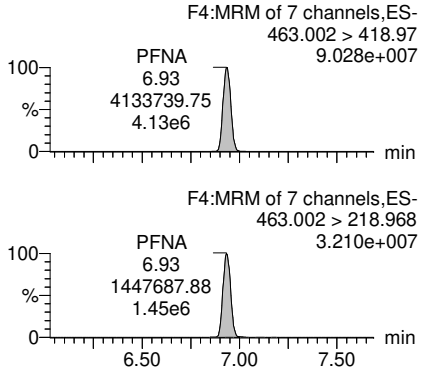

PFDA

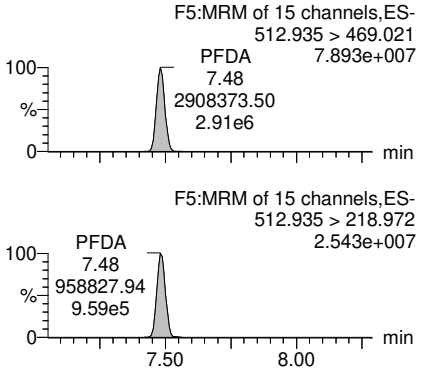

PV by TCH, SV by hh 10-Jun-21 Conc. & LOD unit = ng

Quantify Sample Report **MassLynx MassLynx V4.1 SCN909**
SGS Axys Analytical Services, Ltd.

Dataset: G:\Masslynx\Inst_L\PFAS\quanfile\FC1L_080-a6.qld

Last Altered: Wednesday, June 09, 2021 15:38:41 Pacific Daylight Time
Printed: Thursday, June 10, 2021 10:10:18 Pacific Daylight Time

ID: FC046J-CAL,, /01, Name: FC1L_080S24, Description: 1,,2uL, Date: 22-Feb-2021, Time: 13:56:58

PFUnA

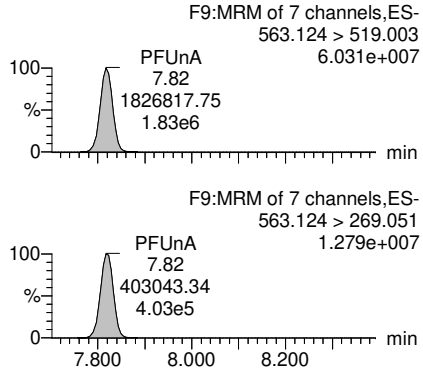

PFDoA

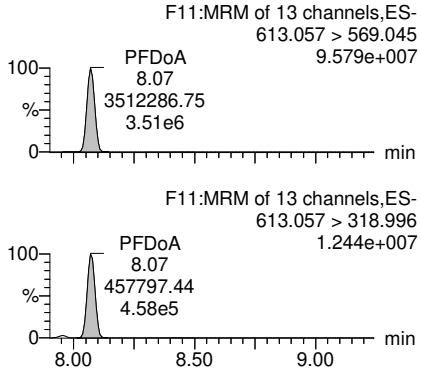

PFTrDA

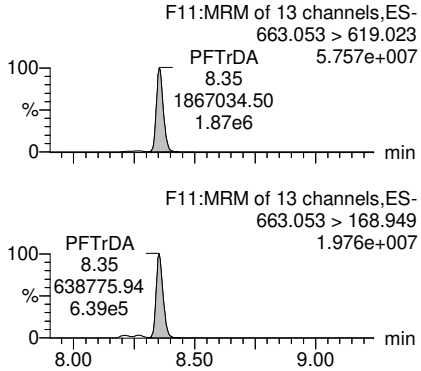

PFTeDA

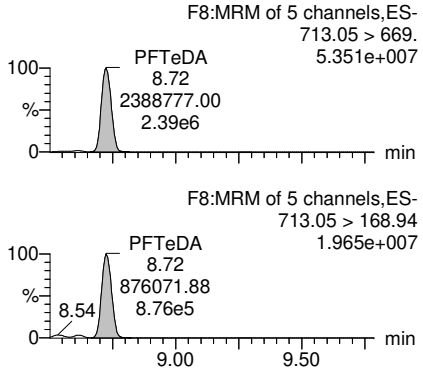

PFBS

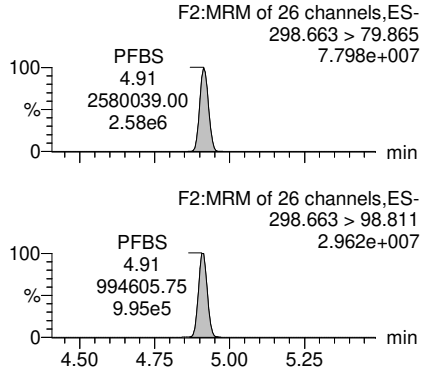

PFPeS

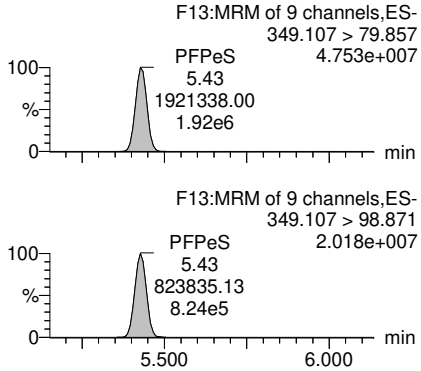

PFHxS-I

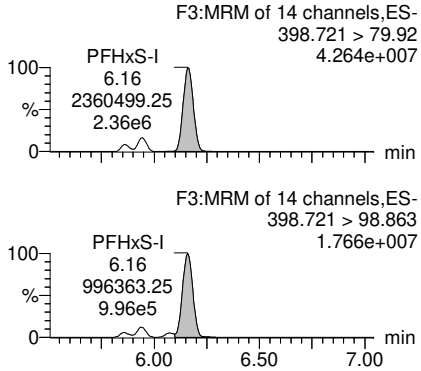

PFHxS-II

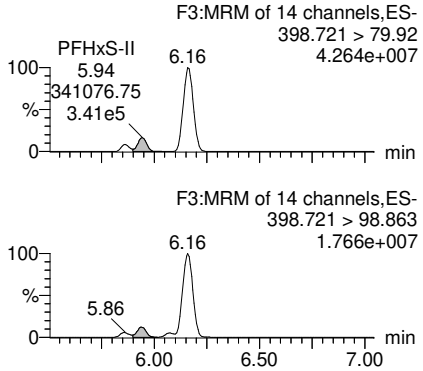

PV by TCH, SV by hh 10-Jun-21 Conc. & LOD unit = ng

Quantify Sample Report **MassLynx MassLynx V4.1 SCN909**
SGS Axys Analytical Services, Ltd.

Dataset: G:\Masslynx\Inst_L\PFAS\quanfile\FC1L_080-a6.qld

Last Altered: Wednesday, June 09, 2021 15:38:41 Pacific Daylight Time
Printed: Thursday, June 10, 2021 10:10:18 Pacific Daylight Time

ID: FC046J-CAL,, /01, Name: FC1L_080S24, Description: 1,,2uL, Date: 22-Feb-2021, Time: 13:56:58

PFHxS-III

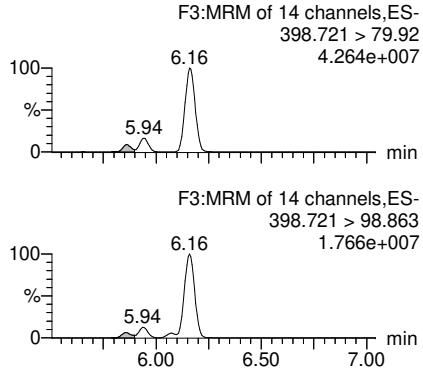

PFHxS-SUM

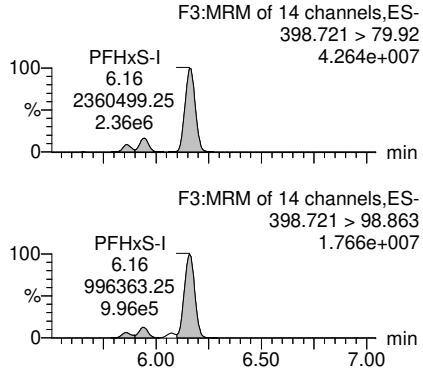

PFHxS

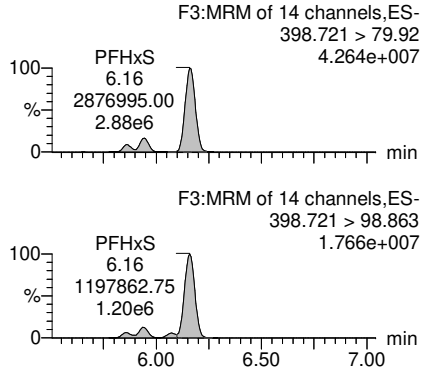

PFHpS

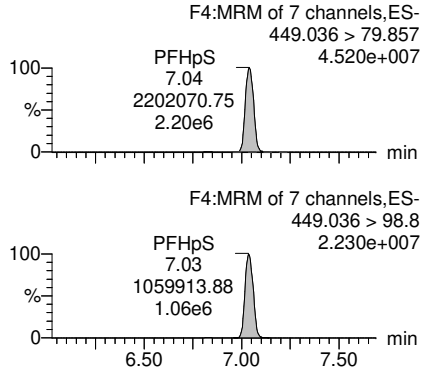

PFOS-I

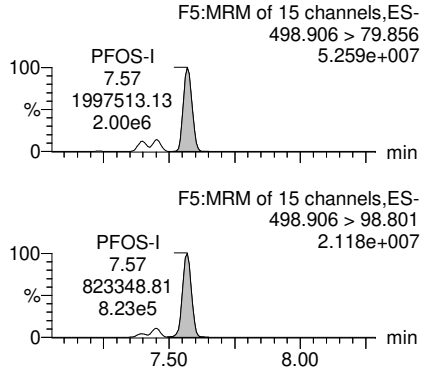

PFOS-II

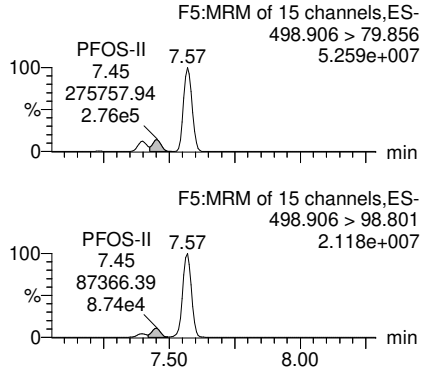

PFOS-III

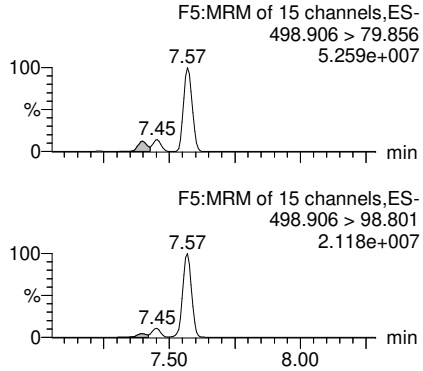

PFOS-IV

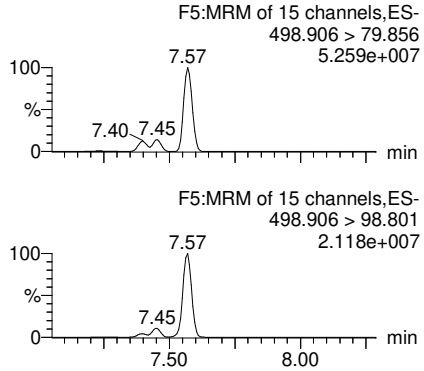

PV by TCH, SV by hh 10-Jun-21 Conc. & LOD unit = ng

Quantify Sample Report **MassLynx MassLynx V4.1 SCN909**
SGS Axys Analytical Services, Ltd.

Dataset: G:\Masslynx\Inst_L\PFAS\quanfile\FC1L_080-a6.qld

Last Altered: Wednesday, June 09, 2021 15:38:41 Pacific Daylight Time
Printed: Thursday, June 10, 2021 10:10:18 Pacific Daylight Time

ID: FC046J-CAL,, /01, Name: FC1L_080S24, Description: 1,,2uL, Date: 22-Feb-2021, Time: 13:56:58

PFOS-SUM

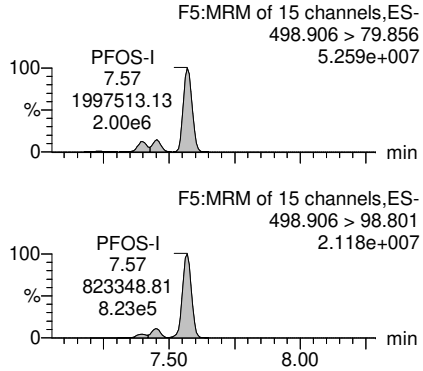

PFOS

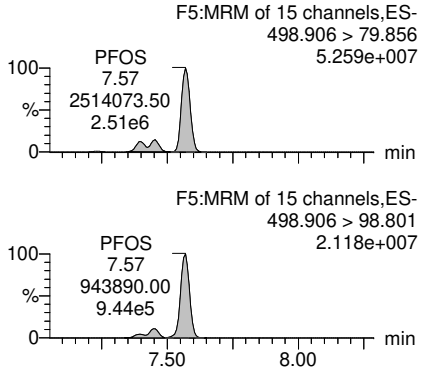

PFNS

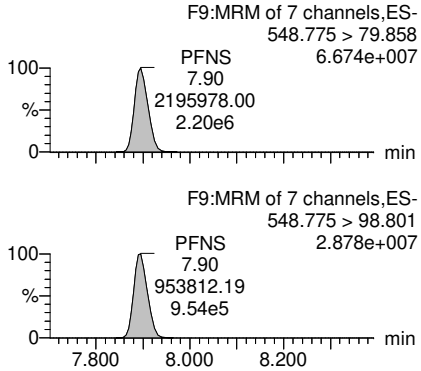

PFDS

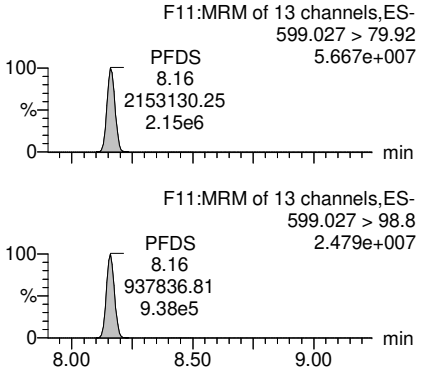

PFDoS

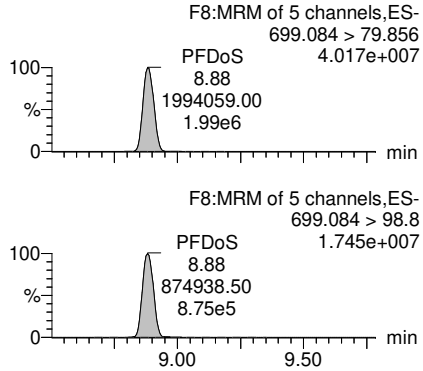

4:2 FTS

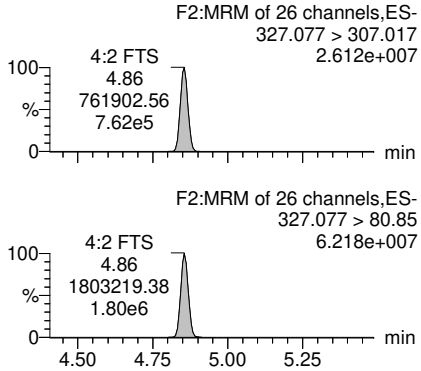

6:2 FTS

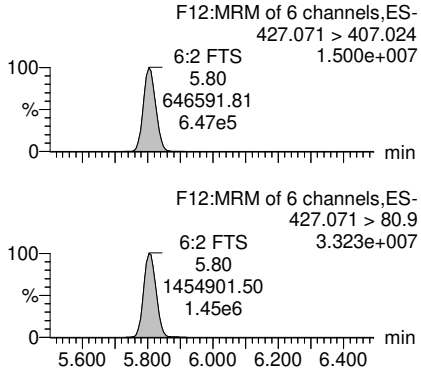

8:2 FTS

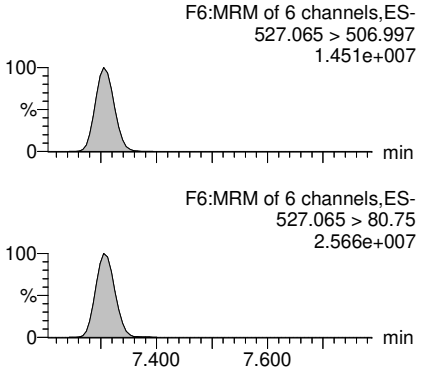

PV by TCH, SV by hh 10-Jun-21 Conc. & LOD unit = ng

Quantify Sample Report **MassLynx MassLynx V4.1 SCN909**
SGS Axys Analytical Services, Ltd.

Dataset: G:\Masslynx\Inst_L\PFAS\quanfile\FC1L_080-a6.qld

Last Altered: Wednesday, June 09, 2021 15:38:41 Pacific Daylight Time
Printed: Thursday, June 10, 2021 10:10:18 Pacific Daylight Time

ID: FC046J-CAL,, /01, Name: FC1L_080S24, Description: 1,,2uL, Date: 22-Feb-2021, Time: 13:56:58

PFOSA-I

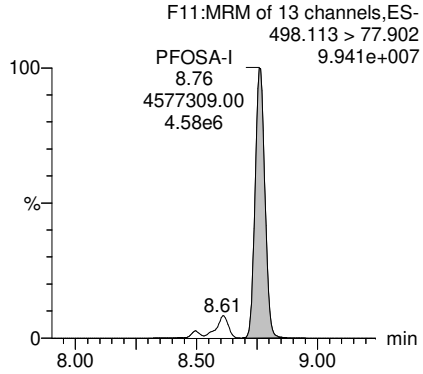

PFOSA-II

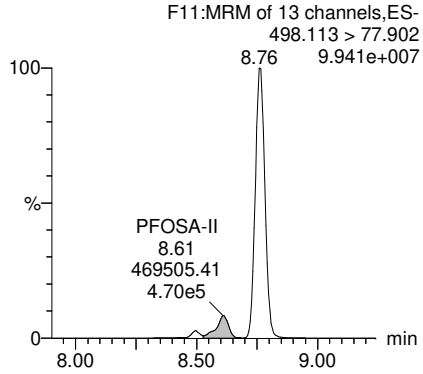

PFOSA-SUM

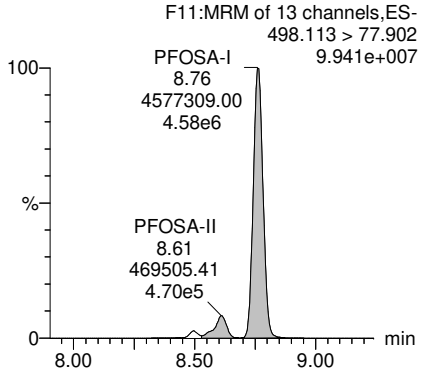

PFOSA

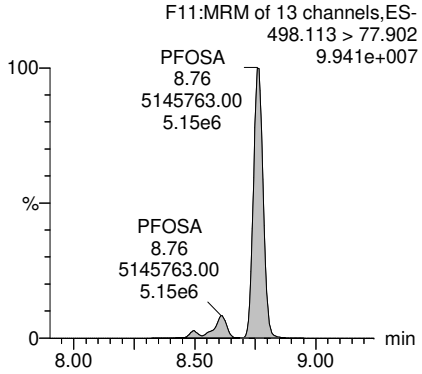

N-MeFOSA-I

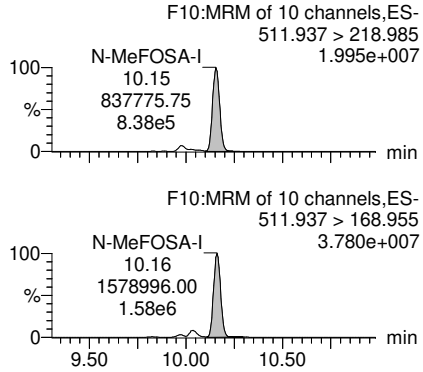

N-MeFOSA-II

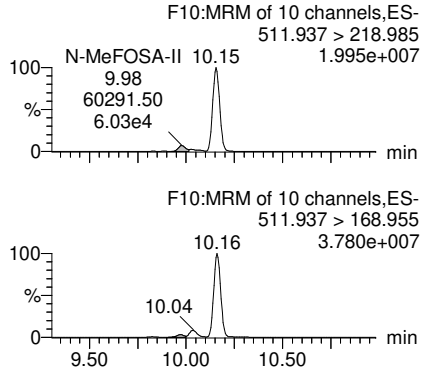

N-MeFOSA-SUM

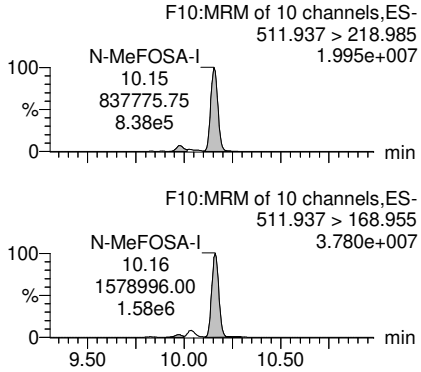

N-MeFOSA

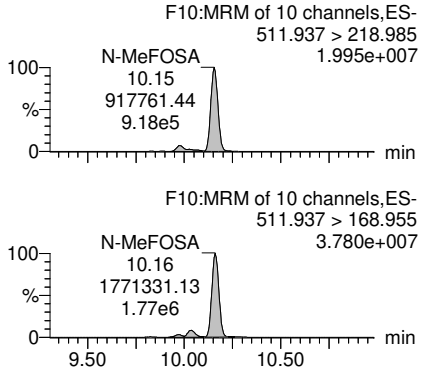

PV by TCH, SV by hh 10-Jun-21 Conc. & LOD unit = ng

Quantify Sample Report **MassLynx MassLynx V4.1 SCN909**
SGS Axys Analytical Services, Ltd.

Dataset: G:\Masslynx\Inst_L\PFAS\quanfile\FC1L_080-a6.qld

Last Altered: Wednesday, June 09, 2021 15:38:41 Pacific Daylight Time
Printed: Thursday, June 10, 2021 10:10:18 Pacific Daylight Time

ID: FC046J-CAL,, /01, Name: FC1L_080S24, Description: 1,,2uL, Date: 22-Feb-2021, Time: 13:56:58

N-EtFOSA-I

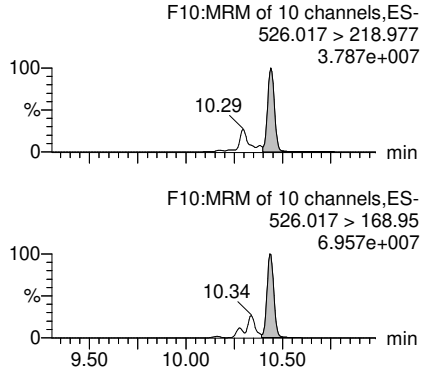

N-EtFOSA-II

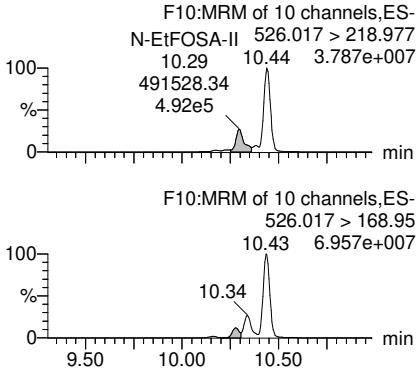

N-EtFOSA-SUM

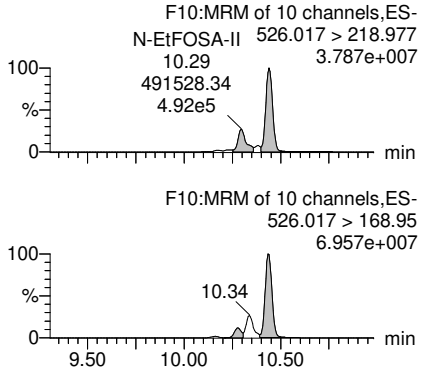

N-EtFOSA

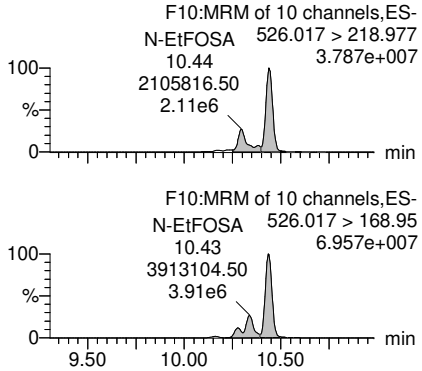

MeFOSAA-I

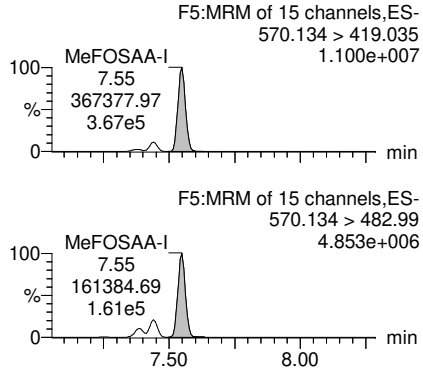

MeFOSAA-II

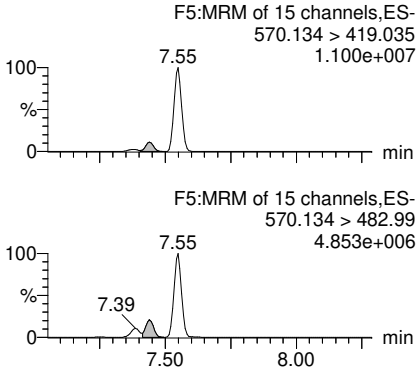

MeFOSAA-III

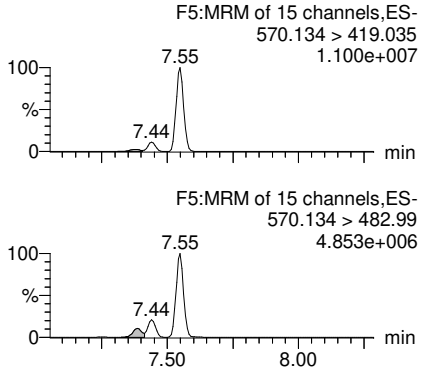

MeFOSAA-SUM

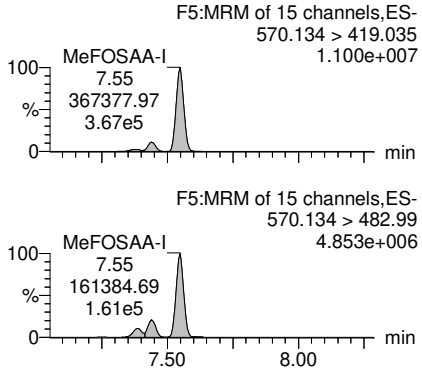

PV by TCH, SV by hh 10-Jun-21 Conc. & LOD unit = ng

Quantify Sample Report **MassLynx MassLynx V4.1 SCN909**
SGS Axys Analytical Services, Ltd.

Dataset: G:\Masslynx\Inst_L\PFAS\quanfile\FC1L_080-a6.qld

Last Altered: Wednesday, June 09, 2021 15:38:41 Pacific Daylight Time
Printed: Thursday, June 10, 2021 10:10:18 Pacific Daylight Time

ID: FC046J-CAL,, /01, Name: FC1L_080S24, Description: 1,,2uL, Date: 22-Feb-2021, Time: 13:56:58

MeFOSAA

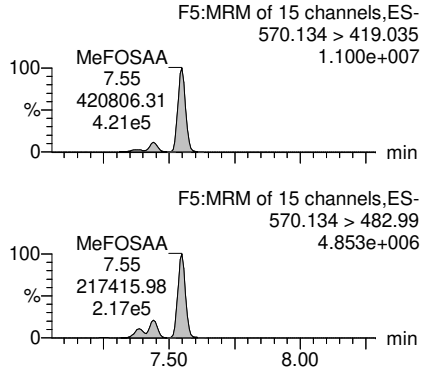

EtFOSAA-I

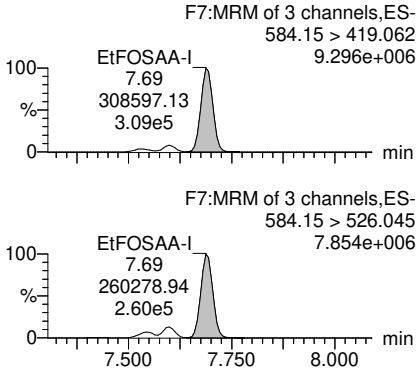

EtFOSAA-II

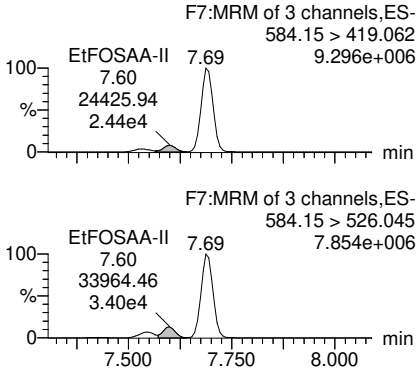

EtFOSAA-III

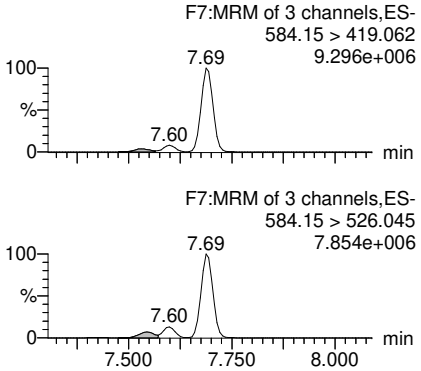

EtFOSAA-SUM

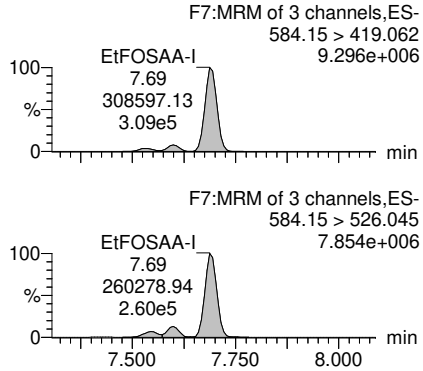

EtFOSAA

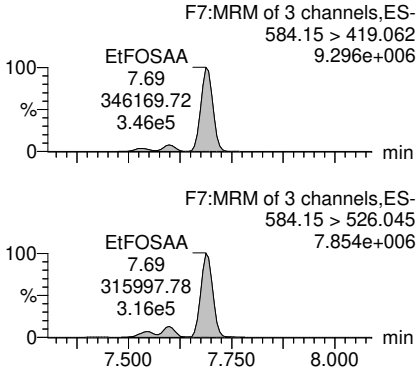

N-MeFOSE-I

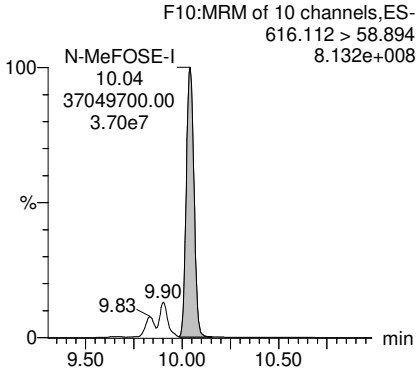

N-MeFOSE-II

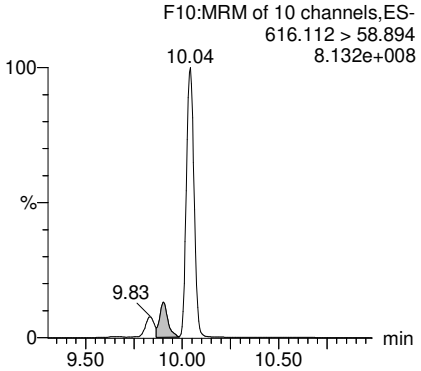

PV by TCH, SV by hh 10-Jun-21 Conc. & LOD unit = ng

Quantify Sample Report **MassLynx MassLynx V4.1 SCN909**
SGS Axys Analytical Services, Ltd.

Dataset: G:\Masslynx\Inst_L\PFAS\quanfile\FC1L_080-a6.qld

Last Altered: Wednesday, June 09, 2021 15:38:41 Pacific Daylight Time
Printed: Thursday, June 10, 2021 10:10:18 Pacific Daylight Time

ID: FC046J-CAL,, /01, Name: FC1L_080S24, Description: 1,,2uL, Date: 22-Feb-2021, Time: 13:56:58

N-MeFOSE-III

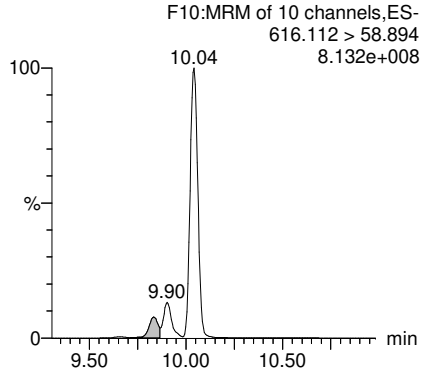

N-MeFOSE-SUM

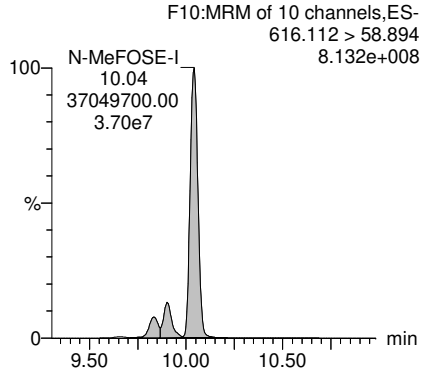

N-MeFOSE

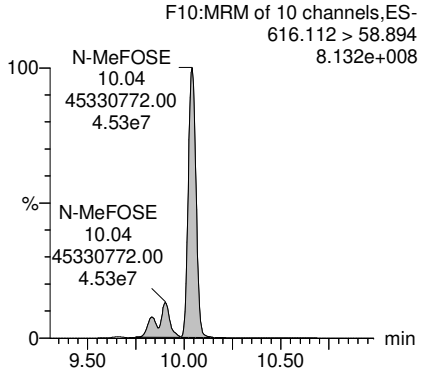

N-EtFOSE-I

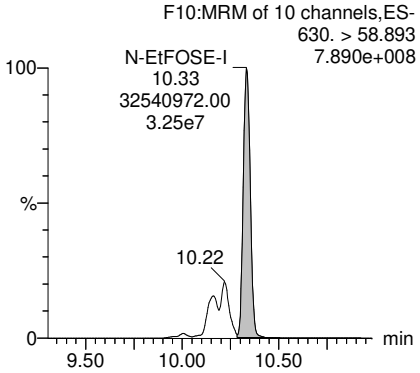

N-EtFOSE-II

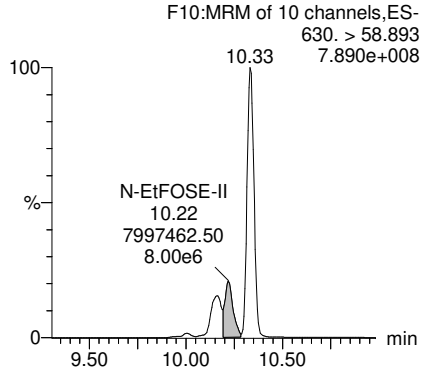

N-EtFOSE-III

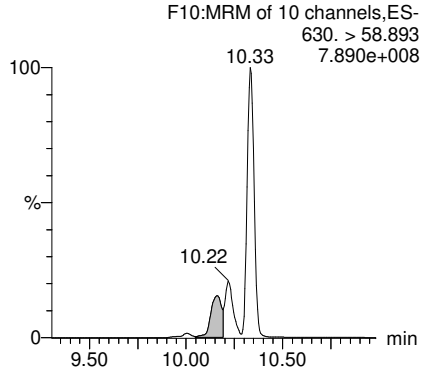

N-EtFOSE-SUM

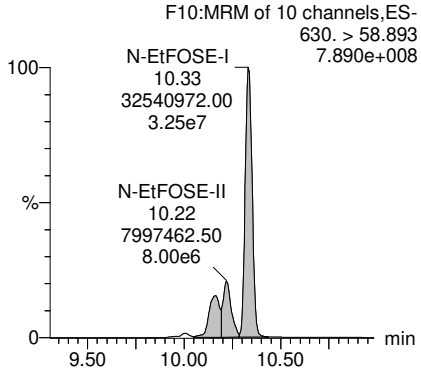

N-EtFOSE

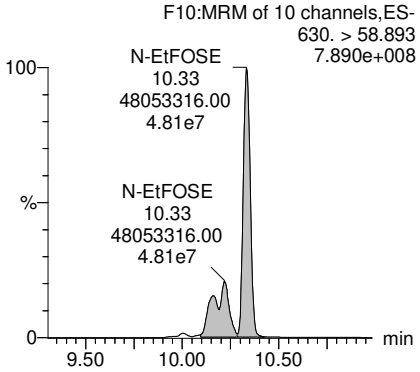

PV by TCH, SV by hh 10-Jun-21 Conc. & LOD unit = ng

Quantify Sample Report **MassLynx MassLynx V4.1 SCN909**
SGS Axys Analytical Services, Ltd.

Dataset: G:\Masslynx\Inst_L\PFAS\quanfile\FC1L_080-a6.qld

Last Altered: Wednesday, June 09, 2021 15:38:41 Pacific Daylight Time
Printed: Thursday, June 10, 2021 10:10:18 Pacific Daylight Time

ID: FC046J-CAL,, /01, Name: FC1L_080S24, Description: 1,,2uL, Date: 22-Feb-2021, Time: 13:56:58

HFPO-DA

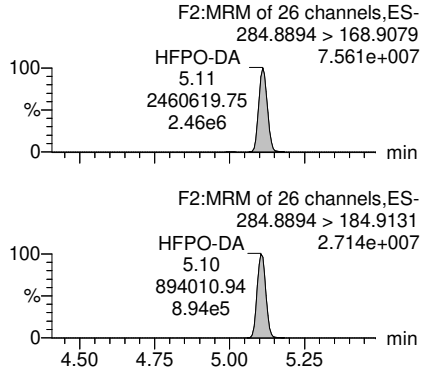

ADONA

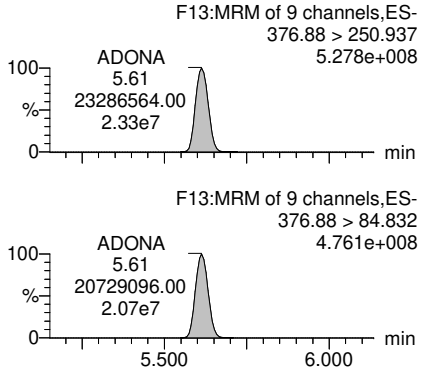

9Cl-PF3ONS

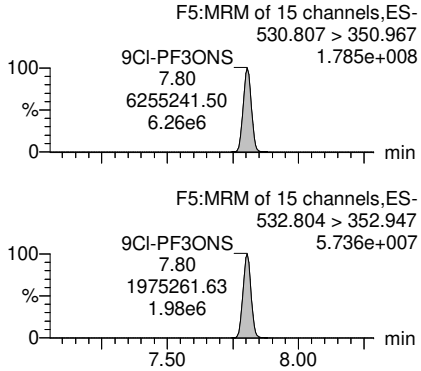

11Cl-PF3OUdS

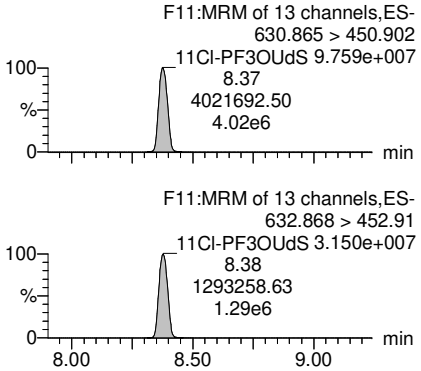

3:3 FTCA

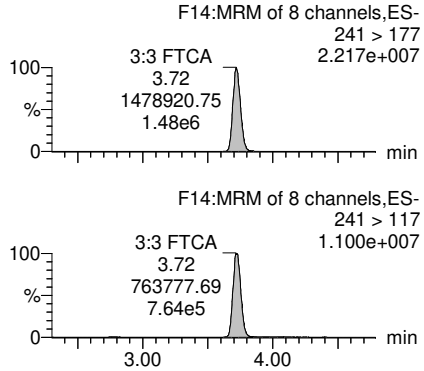

5:3 FTCA

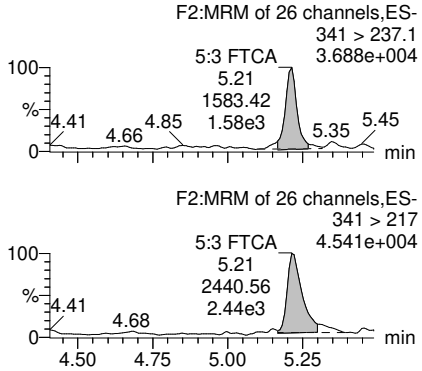

7:3 FTCA

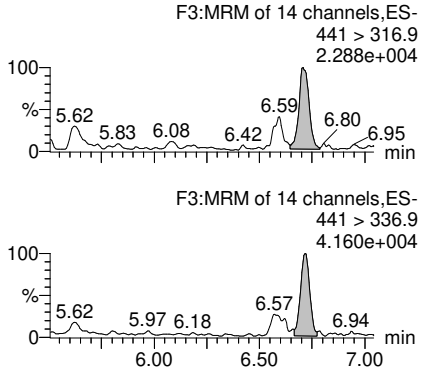

PFEESA

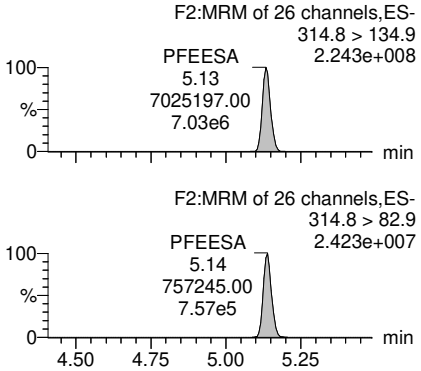

PV by TCH, SV by hh 10-Jun-21 Conc. & LOD unit = ng

Quantify Sample Report **MassLynx MassLynx V4.1 SCN909**
SGS Axys Analytical Services, Ltd.

Dataset: G:\Masslynx\Inst_L\PFAS\quanfile\FC1L_080-a6.qld

Last Altered: Wednesday, June 09, 2021 15:38:41 Pacific Daylight Time
Printed: Thursday, June 10, 2021 10:10:18 Pacific Daylight Time

ID: FC046J-CAL,, /01, Name: FC1L_080S24, Description: 1,,2uL, Date: 22-Feb-2021, Time: 13:56:58

PFMPA

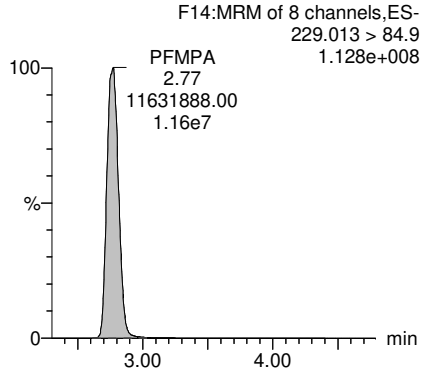

PFMBA

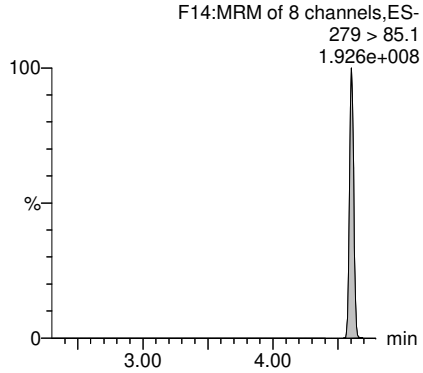

NFDHA

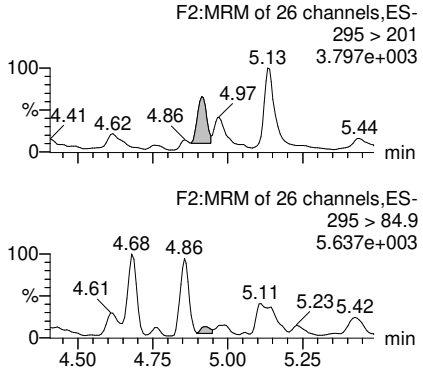

13C4-PFBA

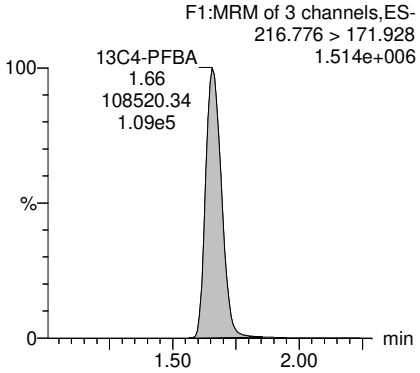

13C5-PFPeA

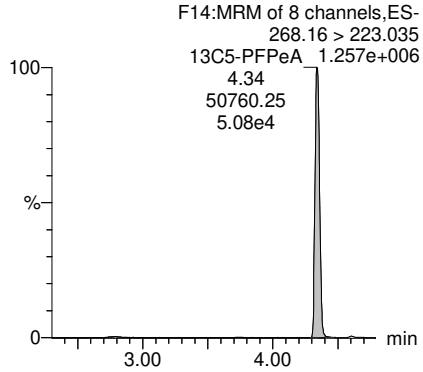

13C5-PFHxA

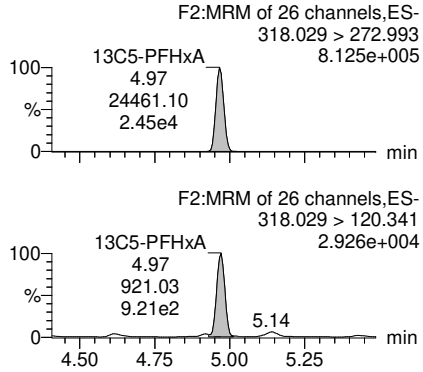

13C4-PFHpA

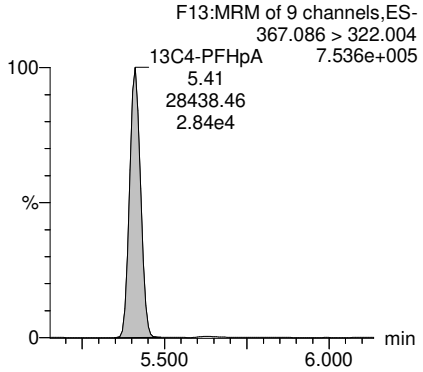

13C8-PFOA

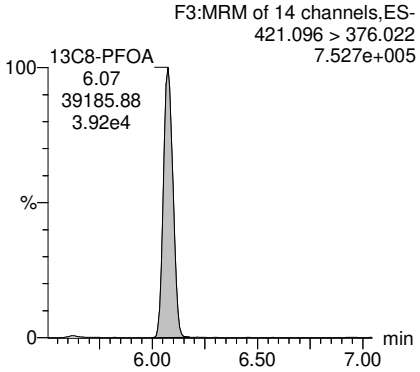

PV by TCH, SV by hh 10-Jun-21 Conc. & LOD unit = ng

Quantify Sample Report **MassLynx MassLynx V4.1 SCN909**
SGS Axys Analytical Services, Ltd.

Dataset: G:\Masslynx\Inst_L\PFAS\quanfile\FC1L_080-a6.qld

Last Altered: Wednesday, June 09, 2021 15:38:41 Pacific Daylight Time
Printed: Thursday, June 10, 2021 10:10:18 Pacific Daylight Time

ID: FC046J-CAL,, /01, Name: FC1L_080S24, Description: 1,,2uL, Date: 22-Feb-2021, Time: 13:56:58

13C9-PFNA

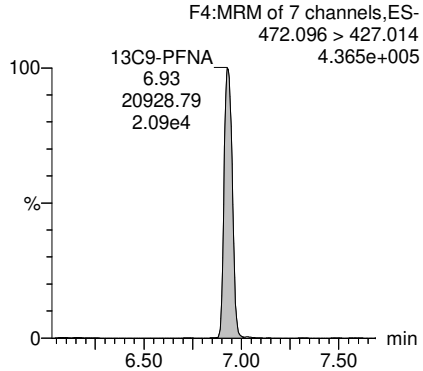

13C6-PFDA

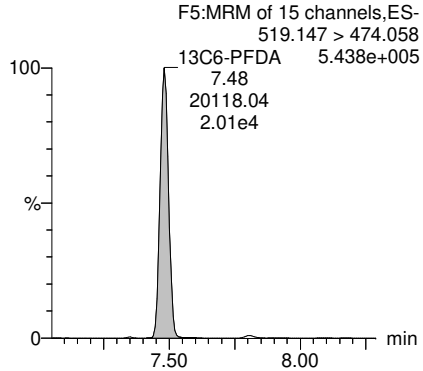

13C7-PFUnA

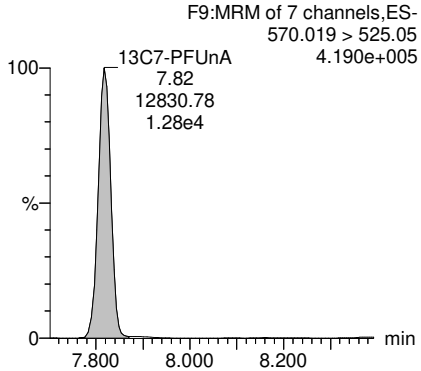

13C2-PFDoA

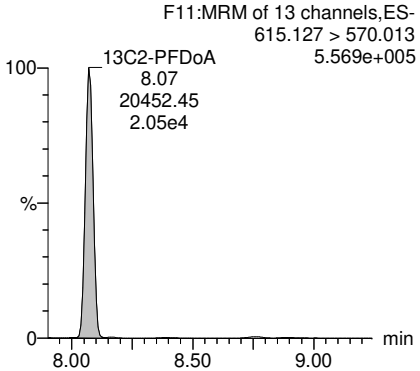

13C2-PFTeDA

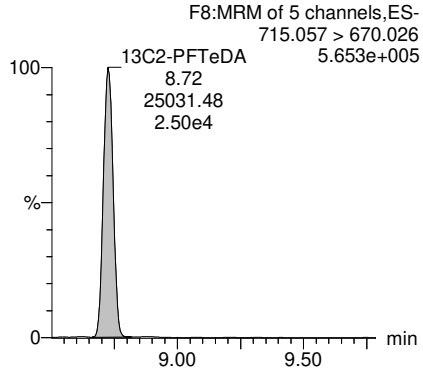

13C3-PFBS

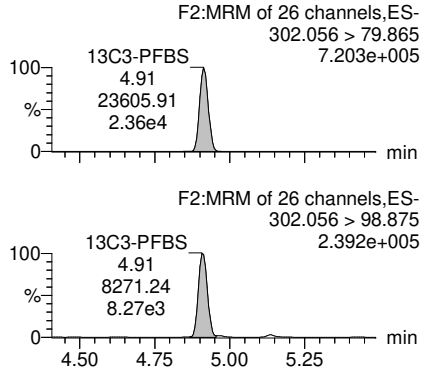

13C3-PFHxS

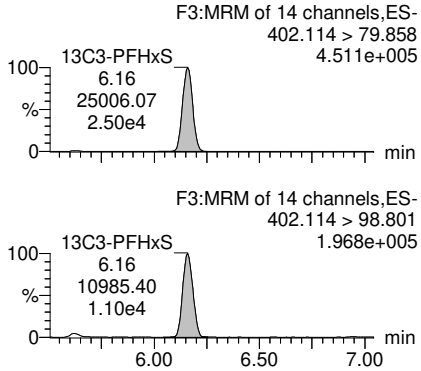

13C8-PFOS

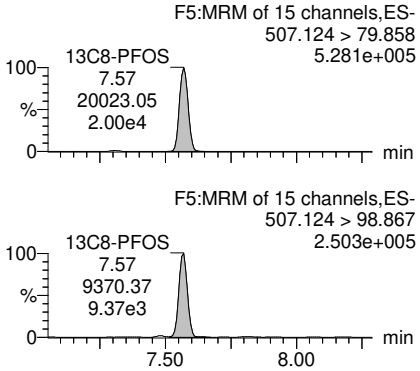

PV by TCH, SV by hh 10-Jun-21 Conc. & LOD unit = ng

Quantify Sample Report **MassLynx MassLynx V4.1 SCN909**
SGS Axys Analytical Services, Ltd.

Dataset: G:\Masslynx\Inst_L\PFAS\quanfile\FC1L_080-a6.qld

Last Altered: Wednesday, June 09, 2021 15:38:41 Pacific Daylight Time
Printed: Thursday, June 10, 2021 10:10:18 Pacific Daylight Time

ID: FC046J-CAL,, /01, Name: FC1L_080S24, Description: 1,,2uL, Date: 22-Feb-2021, Time: 13:56:58

13C2-4:2 FTS

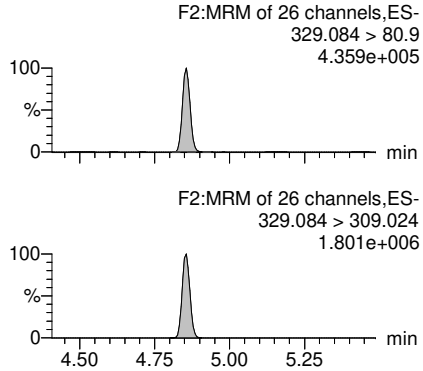

13C2-6:2 FTS

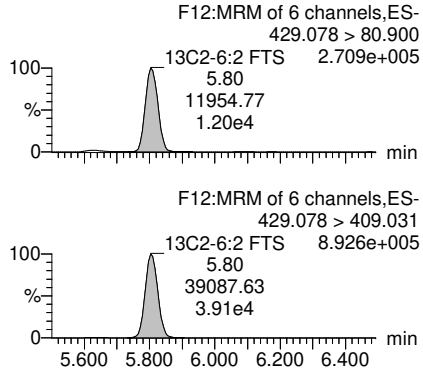

13C2-8:2 FTS

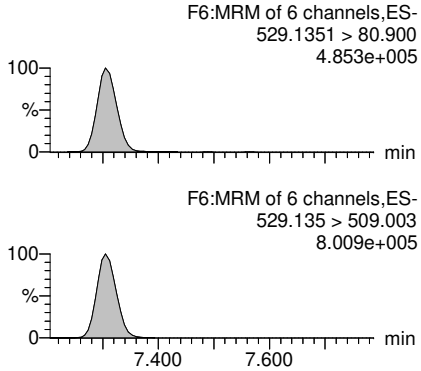

13C8-PFOSA

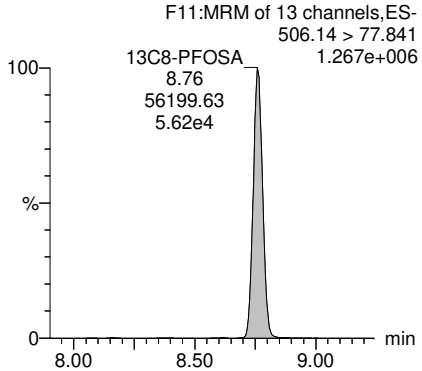

D3-N-MeFOSA

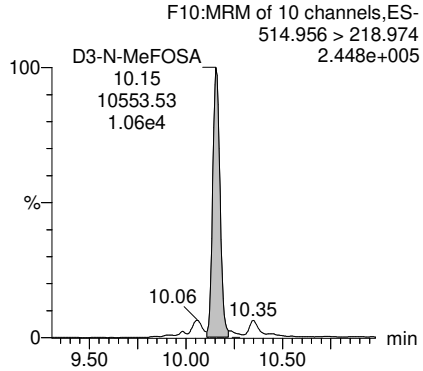

D5-N-EtFOSA

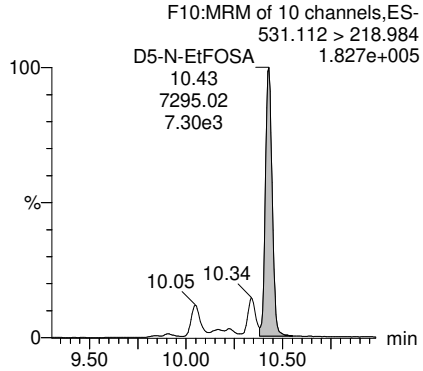

D3-MeFOSAA

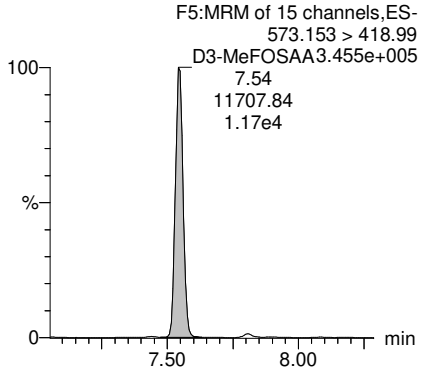

D5-EtFOSAA

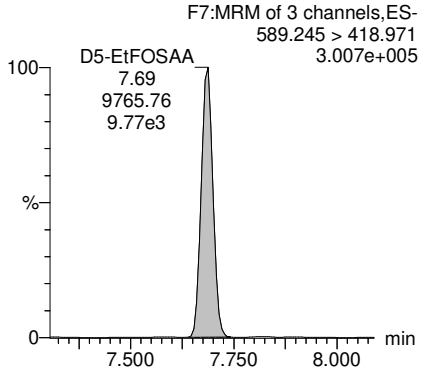

PV by TCH, SV by hh 10-Jun-21 Conc. & LOD unit = ng

Quantify Sample Report **MassLynx MassLynx V4.1 SCN909**
SGS Axys Analytical Services, Ltd.

Dataset: G:\Masslynx\Inst_L\PFAS\quanfile\FC1L_080-a6.qld

Last Altered: Wednesday, June 09, 2021 15:38:41 Pacific Daylight Time
Printed: Thursday, June 10, 2021 10:10:18 Pacific Daylight Time

ID: FC046J-CAL,, /01, Name: FC1L_080S24, Description: 1,,2uL, Date: 22-Feb-2021, Time: 13:56:58

D7-N-MeFOSE

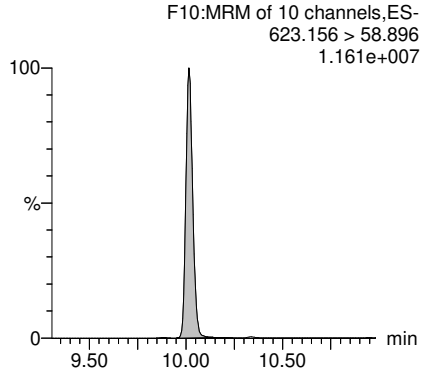

D9-N-EtFOSE

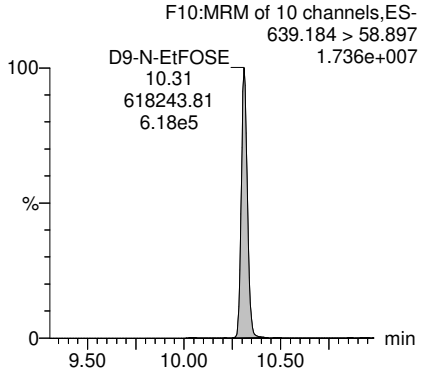

13C3-HFPO-DA

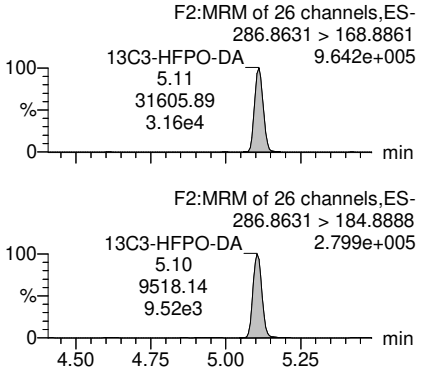

13C3-PFBA

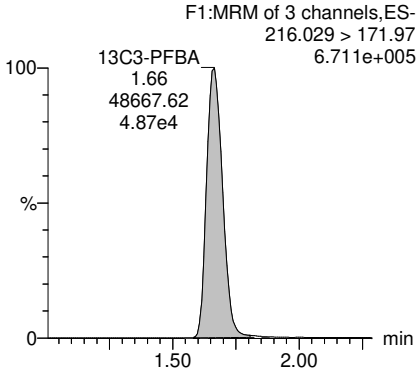

13C2-PFHxA

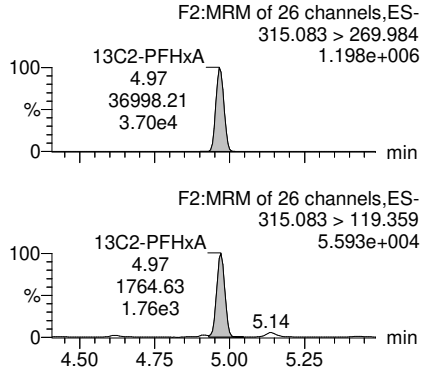

13C4-PFOA

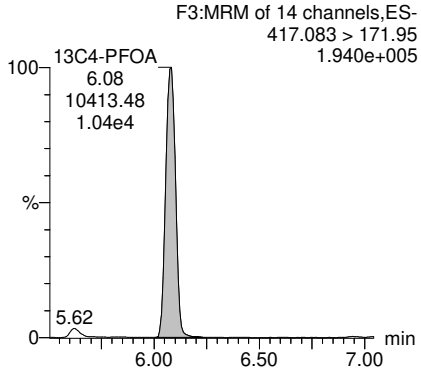

13C5-PFNA

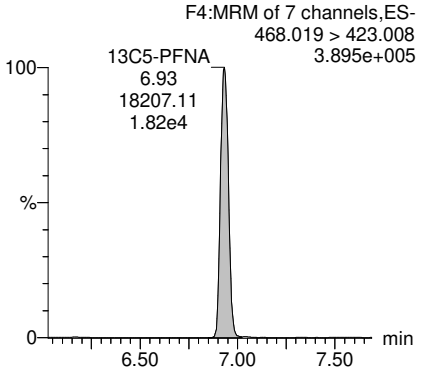

13C2-PFDA

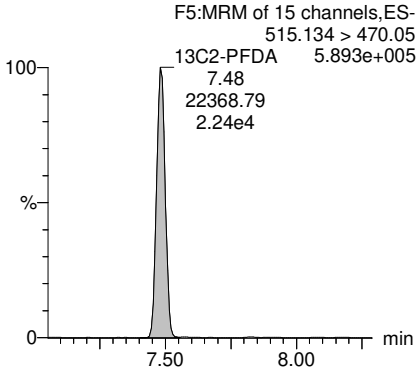

PV by TCH, SV by hh 10-Jun-21 Conc. & LOD unit = ng

Quantify Sample Report **MassLynx MassLynx V4.1 SCN909**
SGS Axys Analytical Services, Ltd.

Dataset: G:\Masslynx\Inst_L\PFAS\quanfile\FC1L_080-a6.qld

Last Altered: Wednesday, June 09, 2021 15:38:41 Pacific Daylight Time
Printed: Thursday, June 10, 2021 10:10:18 Pacific Daylight Time

ID: FC046J-CAL,, /01, Name: FC1L_080S24, Description: 1,,2uL, Date: 22-Feb-2021, Time: 13:56:58

18O2-PFHxS

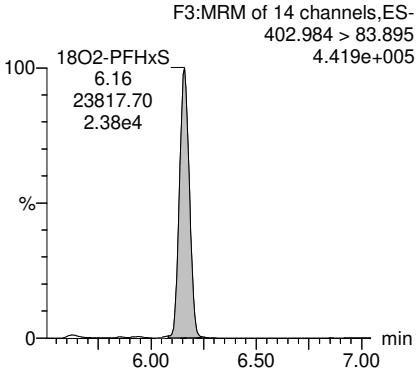

13C4-PFOS

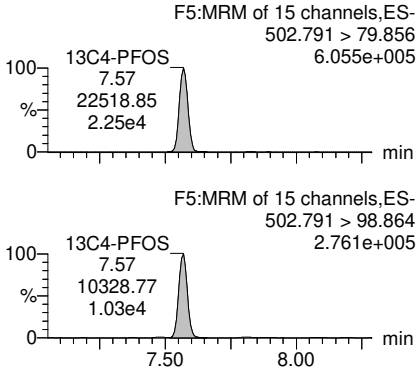

13C2-D4-6:2 FTS

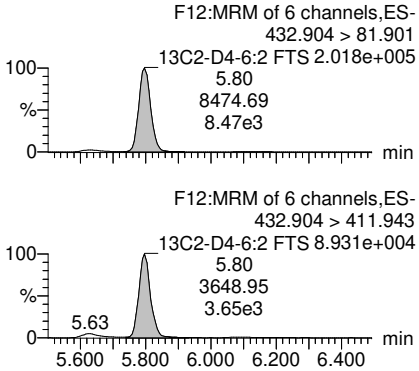

PV by TCH, SV by hh 10-Jun-21 Conc. & LOD unit = ng

Quantify Sample Report **MassLynx MassLynx V4.1 SCN909**
SGS Axys Analytical Services, Ltd.

Dataset: G:\Masslynx\Inst_L\PFAS\quanfile\FC1L_080-a6.qld

Last Altered: Wednesday, June 09, 2021 15:38:41 Pacific Daylight Time
Printed: Thursday, June 10, 2021 10:10:18 Pacific Daylight Time

ID: FC046J-CAL,, /01, Name: FC1L_080S24, Description: 1,,2uL, Date: 22-Feb-2021, Time: 13:56:58

#	IS#	Name	RT	Area	IS Area	Std. Conc	Conc.	LOD	%Rec	Ratio (Pred)	Ratio	Ratio Fail(Y/N)	S/N	Noise	IS Height	Sample size	F2	Flags
1	84	PFBA	1.66	10150232	108520	4000.000	3729.307	0.0605	93.2				181...	765	1512139	1.000	1.0	bb
2	85	PFPeA	4.35	5666118	50760	2000.000	1847.408	0.0769	92.4				69976	1947	1256992	1.000	1.0	MM
3	86	PFHxA	4.97	2302868	24461	1000.000	886.717	0.0318	88.7	4.85	4.80	NO	80774	914	811658	1.000	1.0	bb
4	87	PFHpA	5.41	2722389	28438	1000.000	872.840	0.0443	87.3	2.16	2.02	NO	58103	1220	753173	1.000	1.0	bb
5	88	PFOA-I	6.07	5174245	39186	0.000	902.234	0.1046		1.96	2.02	NO	25501	3839	752068	1.000	1.0	bb
6	88	PFOA-II			39186	0.000		0.1046		0.00				3839	752068	1.000	1.0	
7	88	PFOA-III			39186	0.000		0.1046		0.00				3839	752068	1.000	1.0	
8	88	PFOA-IV			39186	0.000		0.1046		0.00				3839	752068	1.000	1.0	
9		PFOA-SUM		5174245	39186	0.000	902.234	0.1046						3839	752068	1.000	1.0	
10	88	PFOA	6.07	5174245	39186	1000.000	902.234	0.1046	90.2	1.96	2.02	NO	25501	3839	752068	1.000	1.0	bb
11	89	PFNA-I	6.93	4133740	20929	0.000	964.173	0.0576		2.85	2.85	NO	52558	1717	436383	1.000	1.0	bb
12	89	PFNA-II	6.71	196	20929	0.000	0.046	0.0576		0.00	4.45	NO	5	1717	436383	1.000	1.0	dd
13	89	PFNA-III	6.61	2755	20929	0.000	0.643	0.0576		0.00	2.59	NO	26	1717	436383	1.000	1.0	bd
14		PFNA-SUM		4136691	20929	0.000	964.862	0.1728						1717	436383	1.000	1.0	
15	89	PFNA	6.93	4133740	20929	1000.000	964.173	0.0576	96.4	2.85	2.86	NO	52558	1717	436383	1.000	1.0	bb
16	90	PFDA	7.48	2908374	20118	1000.000	863.033	0.0440	86.3	3.07	3.03	NO	59102	1335	543670	1.000	1.0	bb
17	91	PFUnA	7.82	1826818	12831	1000.000	933.120	0.0657	93.3	4.31	4.53	NO	43040	1400	418899	1.000	1.0	bbX
18	92	PFDoA	8.07	3512287	20452	1000.000	799.465	0.0469	79.9	7.42	7.67	NO	51202	1870	556650	1.000	1.0	db
19	Multi	PFTrDA	8.35	1867035	22742	1000.000	487.430	0.0372	48.7	3.08	2.92	NO	49037	1172	560551	1.000	1.0	dbX
20	93	PFTeDA	8.72	2388777	25031	1000.000	639.199	0.0385	63.9	2.82	2.73	NO	49408	1082	564452	1.000	1.0	bbX
21	94	PFBS	4.91	2580039	23606	1000.000	948.119	0.0071	94.8	2.59	2.59	NO	396...	197	719639	1.000	1.0	bb
22	95	PFPeS	5.43	1921338	25006	1002.900	778.684	0.0248	77.6	2.24	2.33	NO	129...	367	450483	1.000	1.0	bb
23	95	PFHxS-I	6.16	2360499	25006	0.000	803.233	0.0407		2.37	2.37	NO	59346	718	450483	1.000	1.0	bb
24	95	PFHxS-II	5.94	341077	25006	0.000	116.062	0.0407		3.26	3.20	NO	9729	718	450483	1.000	1.0	db
25	95	PFHxS-III	5.86	164956	25006	0.000	56.131	0.0407		2.72	3.13	NO	5042	718	450483	1.000	1.0	bd
26		PFHxS-SUM		2866532	25006	0.000	975.426	0.1221						718	450483	1.000	1.0	
27	95	PFHxS	6.16	2876995	25006	1000.000	978.986	0.0407	97.9	2.40	2.40	NO	59397	718	450483	1.000	1.0	MM
28	96	PFHpS	7.04	2202071	20023	1002.300	1013.218	0.0391	101.1	2.12	2.08	NO	60500	747	527751	1.000	1.0	MM
29	96	PFOS-I	7.57	1997513	20023	0.000	803.055	0.0888		2.42	2.43	NO	27096	1940	527751	1.000	1.0	bb
30	96	PFOS-II	7.45	275758	20023	0.000	110.862	0.0888		2.75	3.16	NO	3856	1940	527751	1.000	1.0	db
31	96	PFOS-III	7.40	260284	20023	0.000	104.641	0.0888		8.19	7.00	NO	3353	1940	527751	1.000	1.0	bd
32	96	PFOS-IV	7.23	15088	20023	0.000	6.066	0.0888		2.14	23.27	YES	166	1940	527751	1.000	1.0	db
33		PFOS-SUM		2548643	20023	0.000	1024.624	0.3550						1940	527751	1.000	1.0	
34	96	PFOS	7.57	2514074	20023	1000.000	1010.726	0.0888	101.1	2.54	2.66	NO	27067	1940	527751	1.000	1.0	MM
35	96	PFNS	7.90	2195978	20023	1001.900	929.638	0.0303	92.8	2.36	2.30	NO	106...	629	527751	1.000	1.0	bb
36	96	PFDS	8.16	2153130	20023	1000.000	954.536	0.0216	95.5	2.36	2.30	NO	132...	428	527751	1.000	1.0	bb

PV by TCH, SV by hh 10-Jun-21 Conc. & LOD unit = ng

Quantify Sample Report **MassLynx MassLynx V4.1 SCN909**
SGS Axys Analytical Services, Ltd.

Dataset: G:\Masslynx\Inst_L\PFAS\quanfile\FC1L_080-a6.qld

Last Altered: Wednesday, June 09, 2021 15:38:41 Pacific Daylight Time
Printed: Thursday, June 10, 2021 10:10:18 Pacific Daylight Time

ID: FC046J-CAL,, /01, Name: FC1L_080S24, Description: 1,,2uL, Date: 22-Feb-2021, Time: 13:56:58

#	IS#	Name	RT	Area	IS Area	Std. Conc	Conc.	LOD	%Rec	Ratio (Pred)	Ratio	Ratio Fail(Y/N)	S/N	Noise	IS Height	Sample size	F2	Flags
37	96	PFDoS	8.88	1994059	20023	1001.500	1073.093	0.0207	107.1	2.24	2.28	NO	118...	338	527751	1.000	1.0	MM
38	97	4:2 FTS	4.86	761903	12746	4000.000	2535.197	0.0133	63.4	0.43	0.42	NO	573...	46	435531	1.000	1.0	bbX
39	98	6:2 FTS	5.80	646592	11955	3600.000	2092.836	1.1218	58.1	0.44	0.44	NO	5732	2616	270668	1.000	1.0	bbX
40	99	8:2 FTS	7.30	569897	19675	4000.000	2165.327	0.1015	54.1	0.57	0.55	NO	66023	220	485153	1.000	1.0	bbX
41	100	PFOSA-I	8.76	4577309	56200	0.000	819.426	0.1244					19013	5224	1267320	1.000	1.0	bb
42	100	PFOSA-II	8.61	469505	56200	0.000	84.050	0.1244					1558	5224	1267320	1.000	1.0	db
43		PFOSA-SUM		5046814	56200	0.000	903.476	0.2488						5224	1267320	1.000	1.0	
44	100	PFOSA	8.76	5145763	56200	1000.000	921.190	0.1244	92.1				19016	5224	1267320	1.000	1.0	MMX
45	101	N-MeFOSA-I	10.15	837776	10554	0.000	708.557	0.1306		0.55	0.53	NO	16707	1191	244262	1.000	1.0	db
46	101	N-MeFOSA-II	9.98	60292	10554	0.000	50.992	0.1306		1.14	1.21	NO	1152	1191	244262	1.000	1.0	dd
47		N-MeFOSA-SUM		898067	10554	0.000	759.550	0.2612						1191	244262	1.000	1.0	
48	101	N-MeFOSA	10.15	917761	10554	1150.000	776.206	0.1306	67.5	0.53	0.52	NO	16694	1191	244262	1.000	1.0	MMX
49	102	N-EtFOSA-I	10.44	1540467	7295	0.000	1756.799	0.0865		0.55	0.55	NO	60190	629	181511	1.000	1.0	dd
50	102	N-EtFOSA-II	10.29	491528	7295	0.000	560.555	0.0865		1.28	1.52	NO	16187	629	181511	1.000	1.0	dd
51		N-EtFOSA-SUM		2031995	7295	0.000	2317.355	0.1730						629	181511	1.000	1.0	
52	102	N-EtFOSA	10.44	2105817	7295	2500.000	2401.543	0.0865	96.1	0.53	0.54	NO	60143	629	181511	1.000	1.0	MM
53	103	MeFOSAA-I	7.55	367378	11708	0.000	829.978	0.0499		2.01	2.28	NO	50638	217	345167	1.000	1.0	bb
54	103	MeFOSAA-II	7.44	42316	11708	0.000	95.601	0.0499		1.84	1.20	NO	5626	217	345167	1.000	1.0	db
55	103	MeFOSAA-III	7.38	12063	11708	0.000	27.252	0.0499		0.29	0.58	YES	1204	217	345167	1.000	1.0	bd
56		MeFOSAA-SUM		421757	11708	0.000	952.831	0.1497						217	345167	1.000	1.0	
57	103	MeFOSAA	7.55	420806	11708	1000.000	950.683	0.0499	95.1	1.87	1.94	NO	50622	217	345167	1.000	1.0	MM
58	104	EtFOSAA-I	7.69	308597	9766	0.000	832.928	0.0622		1.24	1.19	NO	39321	236	300209	1.000	1.0	db
59	104	EtFOSAA-II	7.60	24426	9766	0.000	65.928	0.0622		0.34	0.72	YES	3073	236	300209	1.000	1.0	dd
60	104	EtFOSAA-III	7.53	13273	9766	0.000	35.825	0.0622		0.63	0.60	NO	1398	236	300209	1.000	1.0	dd
61		EtFOSAA-SUM		346296	9766	0.000	934.681	0.1867						236	300209	1.000	1.0	
62	104	EtFOSAA	7.69	346170	9766	1000.000	934.340	0.0622	93.4	1.09	1.10	NO	39319	236	300209	1.000	1.0	MMX
63	105	N-MeFOSE-I	10.04	37049700	464493	0.000	7235.595	0.4470					42588	19058	11602622	1.000	1.0	db
64	105	N-MeFOSE-II	9.90	5299294	464493	0.000	1034.922	0.4470					5584	19058	11602622	1.000	1.0	dd
65	105	N-MeFOSE-III	9.83	3321839	464493	0.000	648.736	0.4470					3279	19058	11602622	1.000	1.0	dd
66		N-MeFOSE-SUM		45670832	464493	0.000	8919.253	1.3410						19058	11602622	1.000	1.0	
67	105	N-MeFOSE	10.04	45330772	464493	10000.000	8852.841	0.4470	88.5				42569	19058	11602622	1.000	1.0	MM
68	106	N-EtFOSE-I	10.33	32540972	618244	0.000	4423.565	0.1453					78804	9993	17338776	1.000	1.0	db
69	106	N-EtFOSE-II	10.22	7997463	618244	0.000	1087.162	0.1453					16403	9993	17338776	1.000	1.0	dd
70	106	N-EtFOSE-III	10.16	7858755	618244	0.000	1068.306	0.1453					12212	9993	17338776	1.000	1.0	dd
71		N-EtFOSE-SUM		48397190	618244	0.000	6579.032	0.4359						9993	17338776	1.000	1.0	
72	106	N-EtFOSE	10.33	48053316	618244	7500.000	6532.287	0.1453	87.1				78791	9993	17338776	1.000	1.0	MM

PV by TCH, SV by hh 10-Jun-21 Conc. & LOD unit = ng

Quantify Sample Report **MassLynx MassLynx V4.1 SCN909**
SGS Axys Analytical Services, Ltd.

Dataset: G:\Masslynx\Inst_L\PFAS\quanfile\FC1L_080-a6.qld

Last Altered: Wednesday, June 09, 2021 15:38:41 Pacific Daylight Time
Printed: Thursday, June 10, 2021 10:10:18 Pacific Daylight Time

ID: FC046J-CAL,, /01, Name: FC1L_080S24, Description: 1,,2uL, Date: 22-Feb-2021, Time: 13:56:58

#	IS#	Name	RT	Area	IS Area	Std. Conc	Conc.	LOD	%Rec	Ratio (Pred)	Ratio	Ratio Fail(Y/N)	S/N	Noise	IS Height	Sample size	F2	Flags
73	107	HFPO-DA	5.11	2460620	31606	3800.000	2848.870	0.0544	75.0	2.87	2.75	NO	158...	478	963632	1.000	1.0	bbX
74	107	ADONA	5.61	23286564	31606	4000.000	4200.030	0.0302	105.0	1.08	1.12	NO	309...	1702	963632	1.000	1.0	dbX
75	107	9Cl-PF3ONS	7.80	6255242	31606	4007.600	3979.714	0.0806	99.3	3.20	3.17	NO	138...	1288	963632	1.000	1.0	bbX
76	107	11Cl-PF3OUdS	8.37	4021693	31606	4006.400	4736.966	0.1628	118.2	3.13	3.11	NO	69416	1405	963632	1.000	1.0	bbX
77	85	3:3 FTCA	3.72	1478921	50760	4000.000	7031.684	1.1858	175.8	1.75	1.94	NO	10770	2059	1256992	1.000	1.0	MMX
78	86	5:3 FTCA	5.21	1583	24461	25000.000	3.762	0.2459	0.0	1.20	0.65	NO	31	1145	811658	1.000	1.0	MMX
79	86	7:3 FTCA	6.71	1236	24461	25000.000	5.031	0.2609	0.0	0.71	0.60	NO	31	709	811658	1.000	1.0	ddX
80	86	PFEESA	5.13	7025197	24461	1000.000	909.437	0.0032	90.9	9.28	9.28	NO	810...	277	811658	1.000	1.0	bb
81	85	PFMPA	2.77	11631888	50760	2000.000	2508.050	1.0979	125.4				2685	42029	1256992	1.000	1.0	MM
82	85	PFMBA	4.60	7156919	50760	1000.000	1159.298	0.0042	115.9				894...	215	1256992	1.000	1.0	bb
83	86	NFDHA	4.91	73	24461	2000.000	0.688	0.1574	0.0	0.94	4.77	YES	11	185	811658	1.000	1.0	MMX
84	108	13C4-PFBA	1.66	108520	48668	40.000	39.050	0.0070	97.6				17038	89	669908	1.000	1.0	bb
85	109	13C5-PFPeA	4.34	50760	36998	20.000	16.690	0.1029	83.4				373	3374	1196991	1.000	1.0	MM
86	109	13C5-PFHxA	4.97	24461	36998	10.000	9.454	0.0016	94.5	23.32	26.56	NO	18224	45	1196991	1.000	1.0	bb
87	110	13C4-PFHpA	5.41	28438	10413	10.000	8.235	0.0051	82.4				6906	109	193834	1.000	1.0	bb
88	110	13C8-PFOA	6.07	39186	10413	10.000	10.096	0.0049	101.0				6332	119	193834	1.000	1.0	bb
89	111	13C9-PFNA	6.93	20929	18207	5.000	5.010	0.0012	100.2				12386	35	389450	1.000	1.0	bd
90	112	13C6-PFDA	7.48	20118	22369	5.000	4.469	0.0020	89.4				6742	81	589172	1.000	1.0	bd
91	112	13C7-PFUnA	7.82	12831	22369	5.000	2.626	0.0087	52.5				1125	372	589172	1.000	1.0	bdX
92	112	13C2-PFDoA	8.07	20452	22369	5.000	4.863	0.0012	97.3				12348	45	589172	1.000	1.0	bd
93	112	13C2-PFTeDA	8.72	25031	22369	5.000	6.786	0.0043	135.7				4074	139	589172	1.000	1.0	bbX
94	113	13C3-PFBS	4.91	23606	23818	10.030	7.971	0.0038	79.5	2.73	2.85	NO	10260	70	441249	1.000	1.0	bb
95	113	13C3-PFHxS	6.16	25006	23818	10.015	9.255	0.0070	92.4	2.38	2.28	NO	3862	117	441249	1.000	1.0	bb
96	114	13C8-PFOS	7.57	20023	22519	10.062	9.791	0.0152	97.3	2.33	2.14	NO	1895	279	604997	1.000	1.0	db
97	115	13C2-4:2 FTS	4.86	12746	8475	20.168	27.476	0.0652	136.2	1.62	0.24	YES	1816	240	201587	1.000	1.0	MMX
98	115	13C2-6:2 FTS	5.80	11955	8475	19.998	31.057	0.0334	155.3	1.88	0.31	YES	2651	102	201587	1.000	1.0	dbX
99	115	13C2-8:2 FTS	7.30	19675	8475	20.040	32.306	0.0860	161.2	3.76	0.61	YES	1168	415	201587	1.000	1.0	bdX
100	114	13C8-PFOSA	8.76	56200	22519	10.000	13.734	0.0060	137.3				5745	221	604997	1.000	1.0	bdX
101	114	D3-N-MeFOSA	10.15	10554	22519	10.000	16.837	0.0332	168.4				1310	186	604997	1.000	1.0	MMX
102	114	D5-N-EtFOSA	10.43	7295	22519	10.000	11.614	0.0433	116.1				746	243	604997	1.000	1.0	db
103	115	D3-MeFOSAA	7.54	11708	8475	22.500	28.929	0.0810	128.6				1328	260	201587	1.000	1.0	db
104	115	D5-EtFOSAA	7.69	9766	8475	20.000	29.397	0.0552	147.0				2065	145	201587	1.000	1.0	MMX
105	114	D7-N-MeFOSE	10.02	464493	22519	100.000	111.434	0.0231	111.4				13435	864	604997	1.000	1.0	bb
106	114	D9-N-EtFOSE	10.31	618244	22519	100.000	114.664	0.0226	114.7				15897	1091	604997	1.000	1.0	bb
107	109	13C3-HFPO-DA	5.11	31606	36998	40.000	26.181	0.0098	65.5	2.64	3.32	NO	7517	128	1196991	1.000	1.0	bbX
108		13C3-PFBA	1.66	48668		20.000	9.886	0.0054	49.4				5462	123		1.000	1.0	MM

PV by TCH, SV by hh 10-Jun-21 Conc. & LOD unit = ng

Quantify Sample Report **MassLynx MassLynx V4.1 SCN909**
SGS Axys Analytical Services, Ltd.

Dataset: G:\Masslynx\Inst_L\PFAS\quanfile\FC1L_080-a6.qld

Last Altered: Wednesday, June 09, 2021 15:38:41 Pacific Daylight Time
Printed: Thursday, June 10, 2021 10:10:18 Pacific Daylight Time

ID: FC046J-CAL,, /01, Name: FC1L_080S24, Description: 1,,2uL, Date: 22-Feb-2021, Time: 13:56:58

#	IS#	Name	RT	Area	IS Area	Std. Conc	Conc.	LOD	%Rec	Ratio (Pred)	Ratio	Ratio Fail(Y/N)	S/N	Noise	IS Height	Sample size	F2	Flags
109		13C2-PFHxA	4.97	36998		10.000	6.771	0.0017	67.7	35.50	20.97	NO	12236	98		1.000	1.0	bb
110		13C4-PFOA	6.08	10413		10.000	7.931	0.0054	79.3				4376	44		1.000	1.0	bb
111		13C5-PFNA	6.93	18207		5.000	3.936	0.0025	78.7				4812	81		1.000	1.0	dd
112		13C2-PFDA	7.48	22369		5.000	4.333	0.0028	86.7				4676	126		1.000	1.0	dd
113		18O2-PFHxS	6.16	23818		10.050	8.376	0.0088	83.3				2862	154		1.000	1.0	MM
114		13C4-PFOS	7.57	22519		10.150	7.294	0.0032	71.9	2.17	2.18	NO	6922	87		1.000	1.0	bb
115		13C2-D4-6:2 FTS	5.80	8475		20.000	13.216	0.0094	66.1	2.50	2.32	NO	4239	48		1.000	1.0	db

PV by TCH, SV by hh 10-Jun-21 Conc. & LOD unit = ng

Quantify Sample Report **MassLynx MassLynx V4.1 SCN909**
SGS Axys Analytical Services, Ltd.

Dataset: G:\Masslynx\Inst_L\PFAS\quanfile\FC1L_080-a6.qld

Last Altered: Wednesday, June 09, 2021 15:38:41 Pacific Daylight Time
Printed: Thursday, June 10, 2021 10:13:00 Pacific Daylight Time

Method: G:\Masslynx\Master Methods\MassLynx SCN 909\UPLC\FC_110_UPLC_14DoD.mdb 05 Mar 2021 09:55:55
Calibration: G:\Masslynx\Inst_L\PFAS\curve\FC1L_080-A6.cdb 09 Jun 2021 15:38:41

ID: FC013A-SSV,,/01, Name: FC1L_080S27, Description: 1,,2uL, Date: 22-Feb-2021, Time: 14:36:05

PFBA

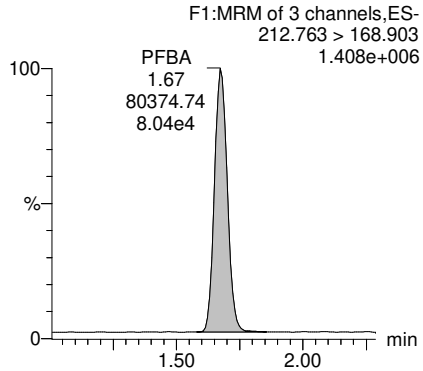

PFPeA

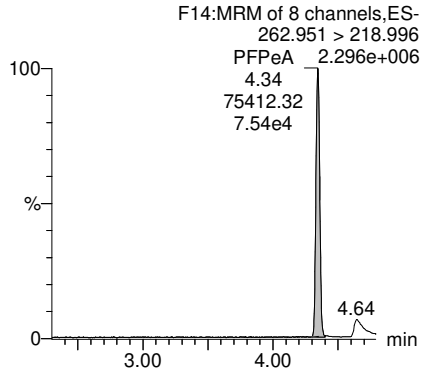

PFHxA

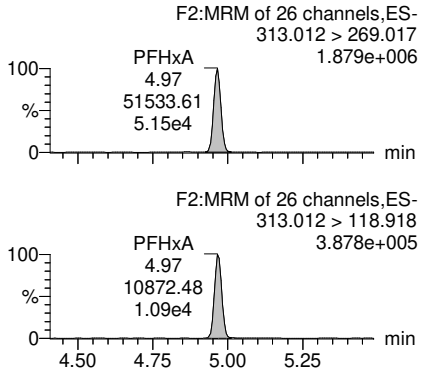

PFHpA

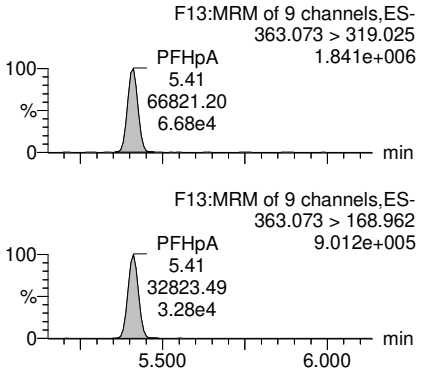

PFOA-I

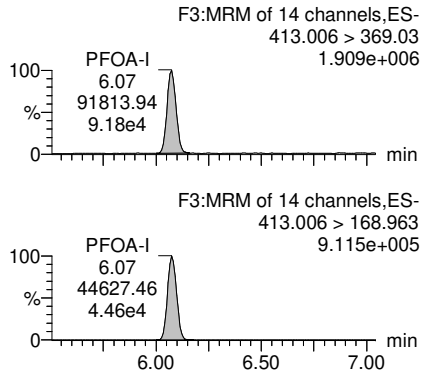

PFOA-II

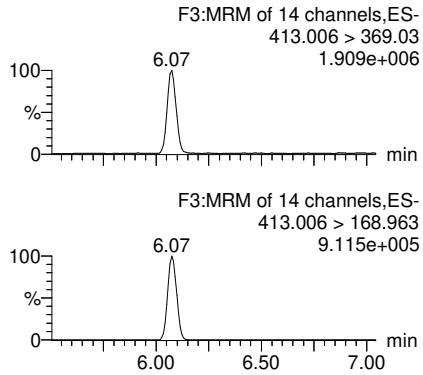

PFOA-III

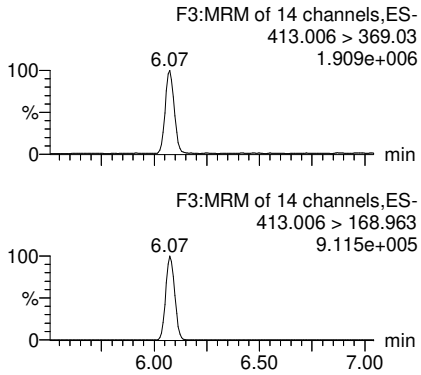

PFOA-IV

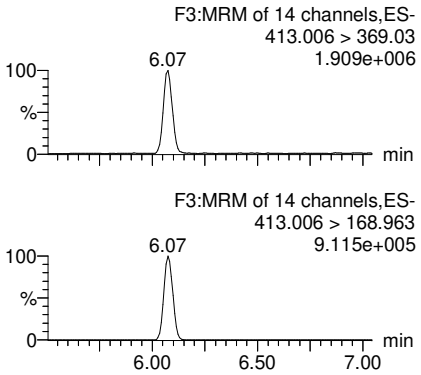

PV by TCH, SV by hh 10-Jun-21 Conc. & LOD unit = ng

Quantify Sample Report **MassLynx MassLynx V4.1 SCN909**
SGS Axys Analytical Services, Ltd.

Dataset: G:\Masslynx\Inst_L\PFAS\quanfile\FC1L_080-a6.qld

Last Altered: Wednesday, June 09, 2021 15:38:41 Pacific Daylight Time
Printed: Thursday, June 10, 2021 10:13:00 Pacific Daylight Time

ID: FC013A-SSV,,/01, Name: FC1L_080S27, Description: 1,,2uL, Date: 22-Feb-2021, Time: 14:36:05

PFOA-SUM

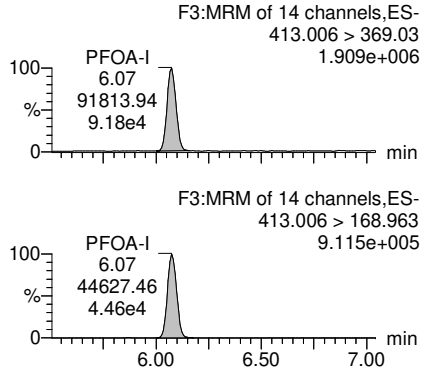

PFOA

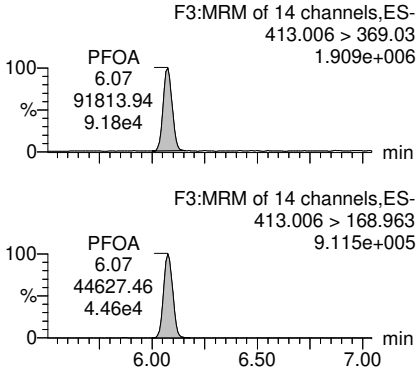

PFNA-I

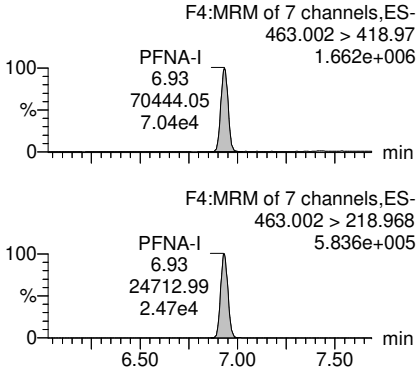

PFNA-II

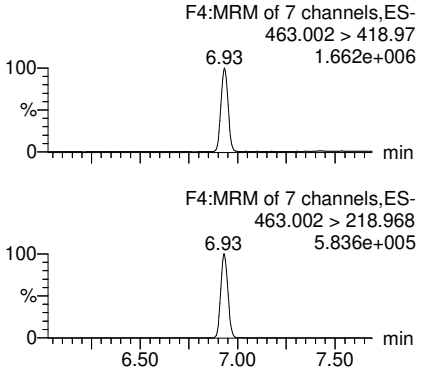

PFNA-III

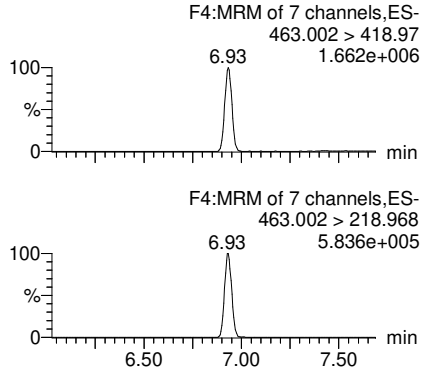

PFNA-SUM

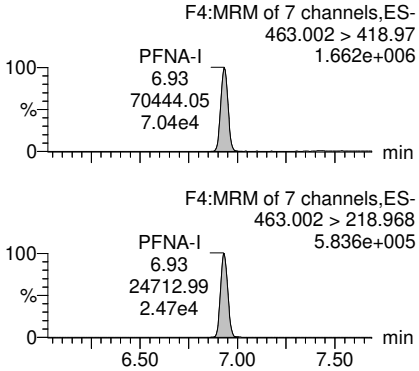

PFNA

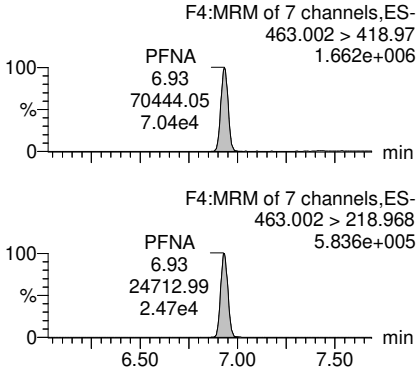

PFDA

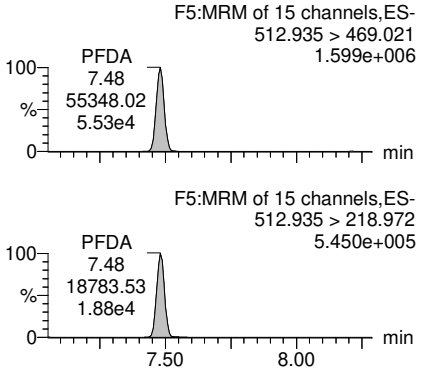

PV by TCH, SV by hh 10-Jun-21 Conc. & LOD unit = ng

Quantify Sample Report **MassLynx MassLynx V4.1 SCN909**
SGS Axys Analytical Services, Ltd.

Dataset: G:\Masslynx\Inst_L\PFAS\quanfile\FC1L_080-a6.qld

Last Altered: Wednesday, June 09, 2021 15:38:41 Pacific Daylight Time
Printed: Thursday, June 10, 2021 10:13:00 Pacific Daylight Time

ID: FC013A-SSV,,/01, Name: FC1L_080S27, Description: 1,,2uL, Date: 22-Feb-2021, Time: 14:36:05

PFUnA

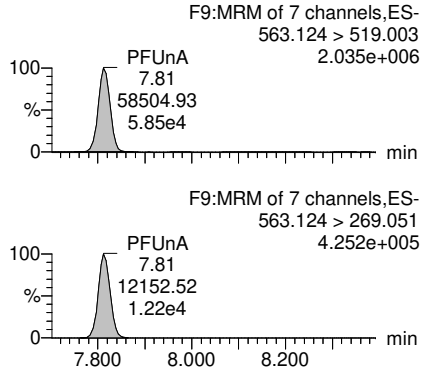

PFDoA

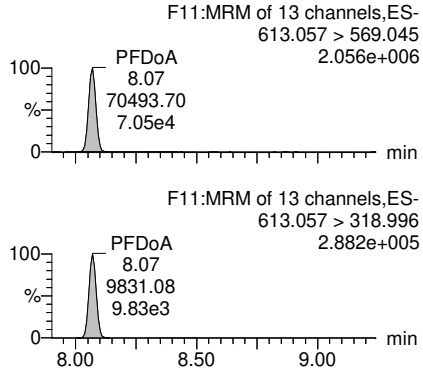

PFTrDA

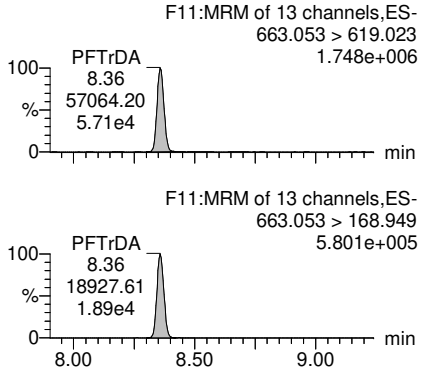

PFTeDA

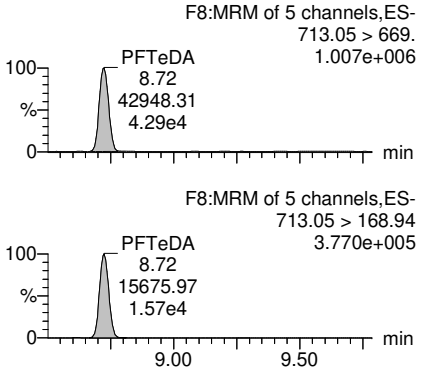

PFBS

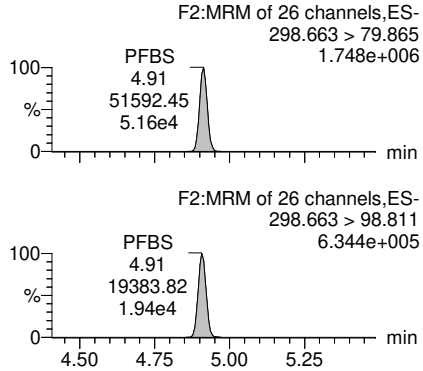

PFPeS

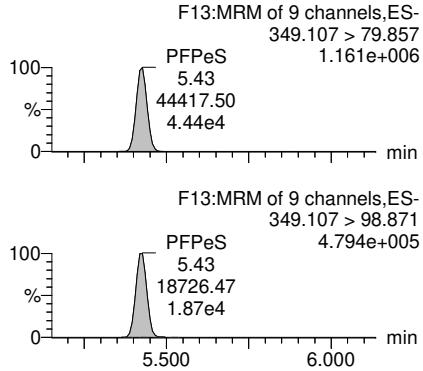

PFHxS-I

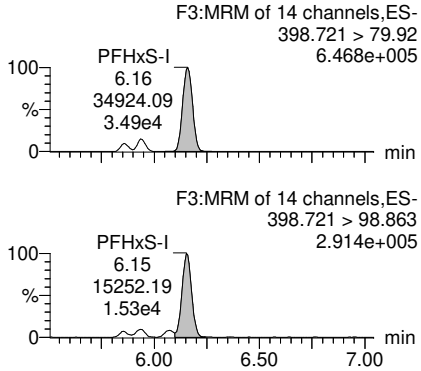

PFHxS-II

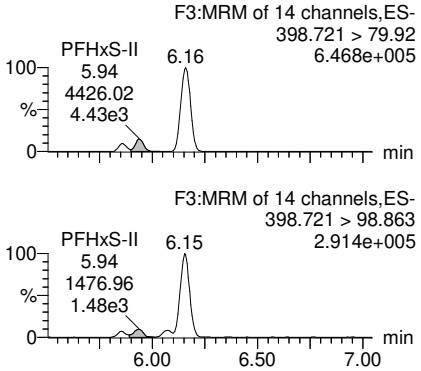

PV by TCH, SV by hh 10-Jun-21 Conc. & LOD unit = ng

Quantify Sample Report **MassLynx MassLynx V4.1 SCN909**
SGS Axys Analytical Services, Ltd.

Dataset: G:\Masslynx\Inst_L\PFAS\quanfile\FC1L_080-a6.qld

Last Altered: Wednesday, June 09, 2021 15:38:41 Pacific Daylight Time
Printed: Thursday, June 10, 2021 10:13:00 Pacific Daylight Time

ID: FC013A-SSV,,/01, Name: FC1L_080S27, Description: 1,,2uL, Date: 22-Feb-2021, Time: 14:36:05

PFHxS-III

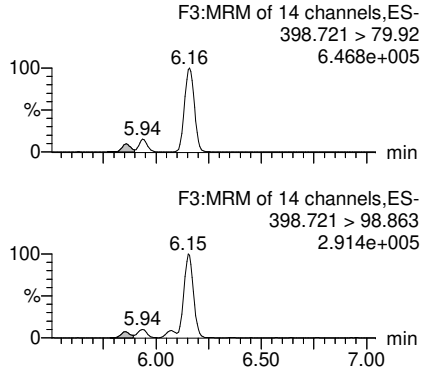

PFHxS-SUM

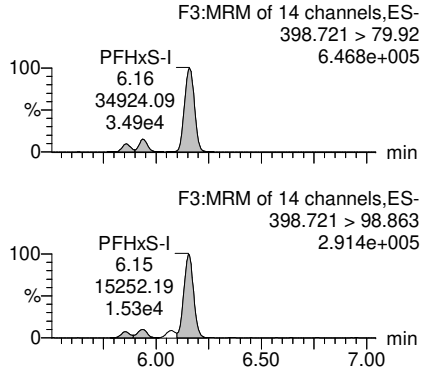

PFHxS

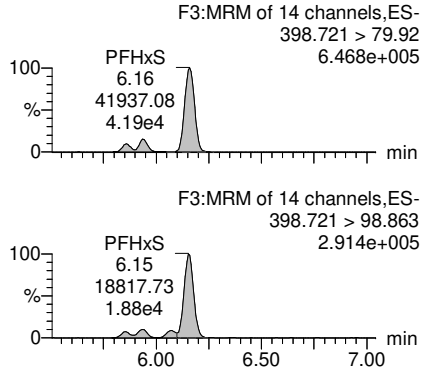

PFHpS

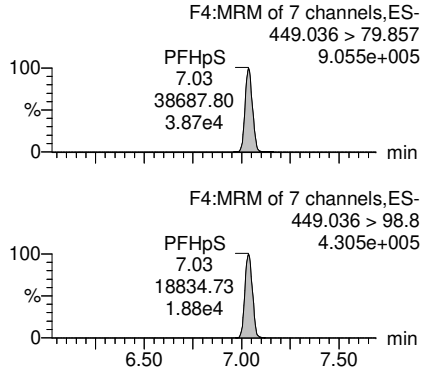

PFOS-I

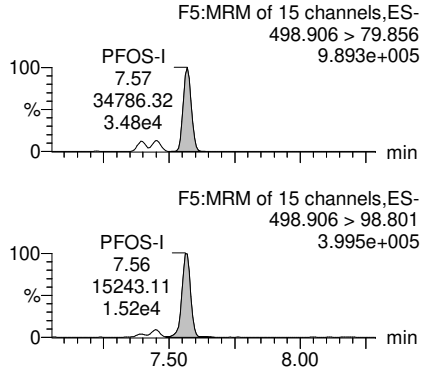

PFOS-II

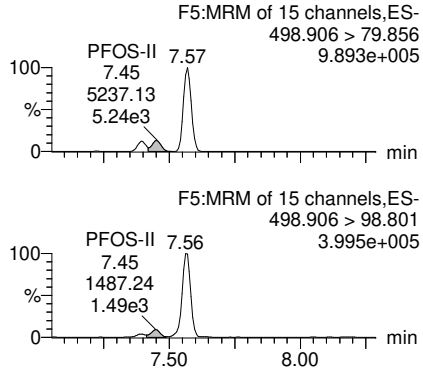

PFOS-III

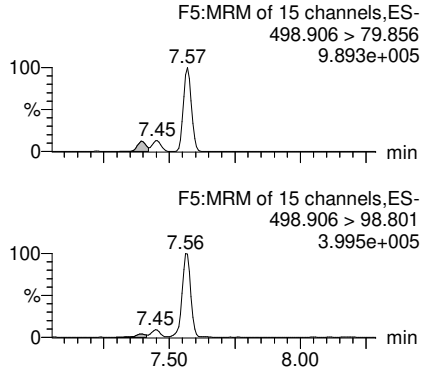

PFOS-IV

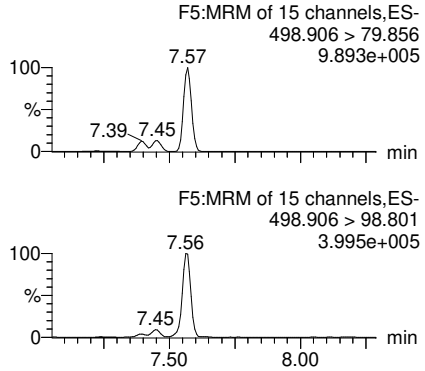

PV by TCH, SV by hh 10-Jun-21 Conc. & LOD unit = ng

Quantify Sample Report **MassLynx MassLynx V4.1 SCN909**
SGS Axys Analytical Services, Ltd.

Dataset: G:\Masslynx\Inst_L\PFAS\quanfile\FC1L_080-a6.qld

Last Altered: Wednesday, June 09, 2021 15:38:41 Pacific Daylight Time
Printed: Thursday, June 10, 2021 10:13:00 Pacific Daylight Time

ID: FC013A-SSV,,/01, Name: FC1L_080S27, Description: 1,,2uL, Date: 22-Feb-2021, Time: 14:36:05

PFOS-SUM

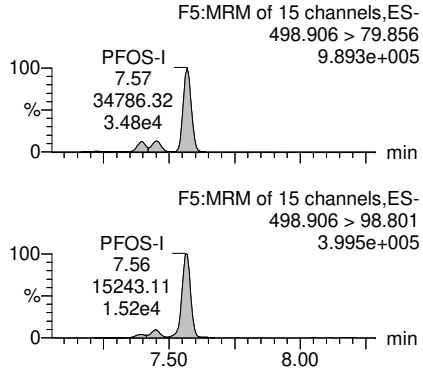

PFOS

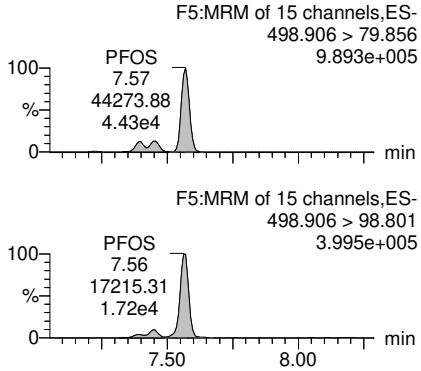

PFNS

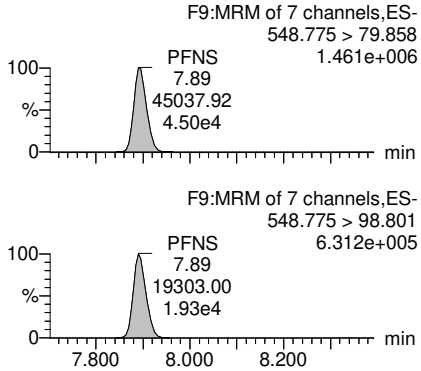

PFDS

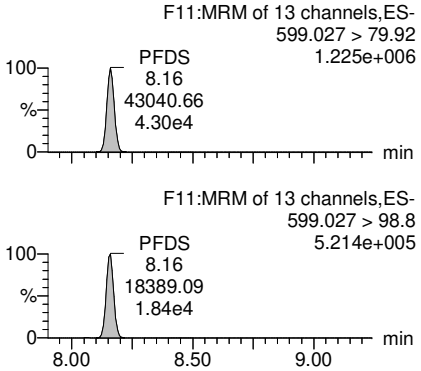

PFDoS

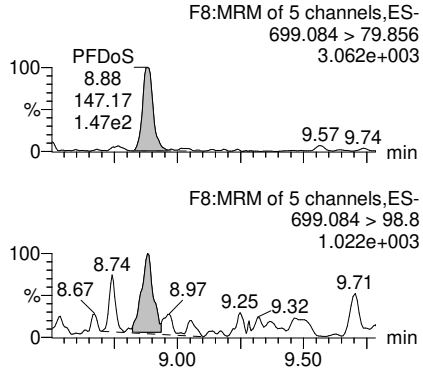

4:2 FTS

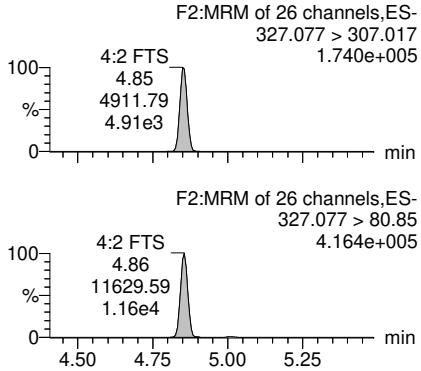

6:2 FTS

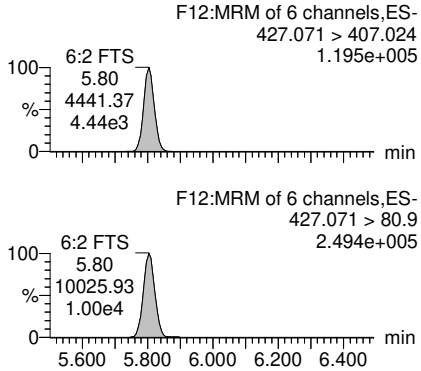

8:2 FTS

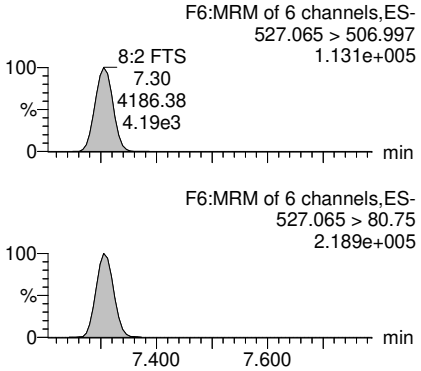

PV by TCH, SV by hh 10-Jun-21 Conc. & LOD unit = ng

Quantify Sample Report **MassLynx MassLynx V4.1 SCN909**
SGS Axys Analytical Services, Ltd.

Dataset: G:\Masslynx\Inst_L\PFAS\quanfile\FC1L_080-a6.qld

Last Altered: Wednesday, June 09, 2021 15:38:41 Pacific Daylight Time
Printed: Thursday, June 10, 2021 10:13:00 Pacific Daylight Time

ID: FC013A-SSV,,/01, Name: FC1L_080S27, Description: 1,,2uL, Date: 22-Feb-2021, Time: 14:36:05

PFOSA-I

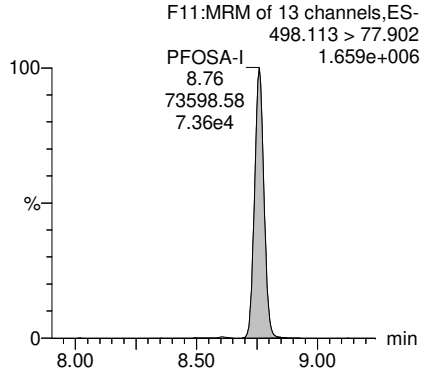

PFOSA-II

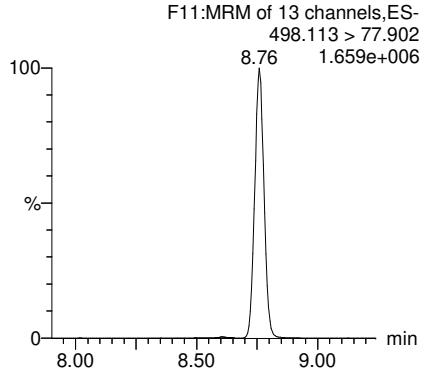

PFOSA-SUM

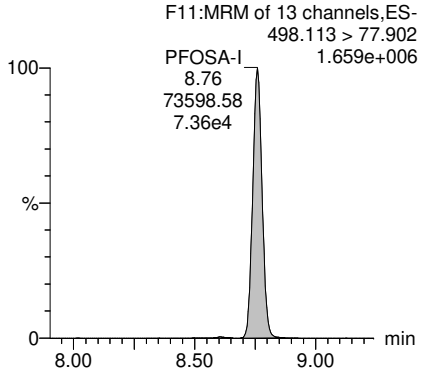

PFOSA

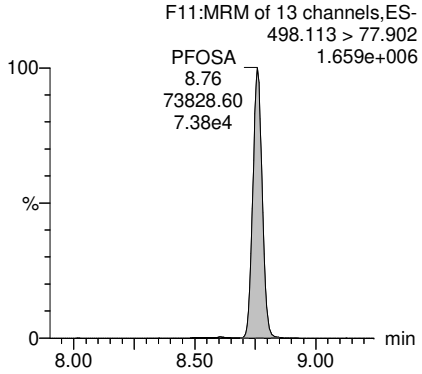

N-MeFOSA-I

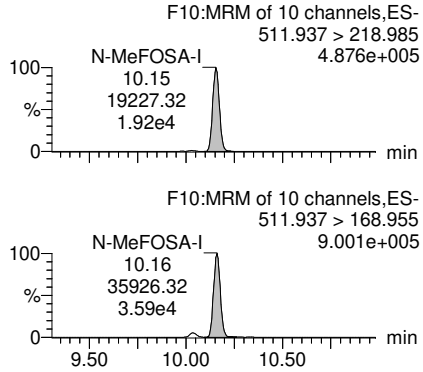

N-MeFOSA-II

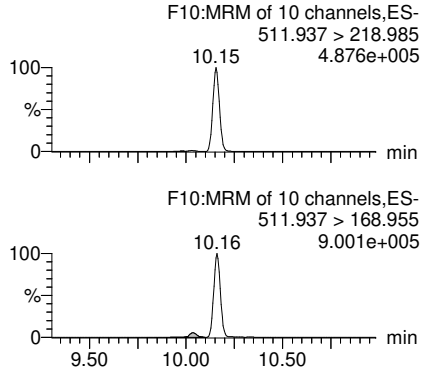

N-MeFOSA-SUM

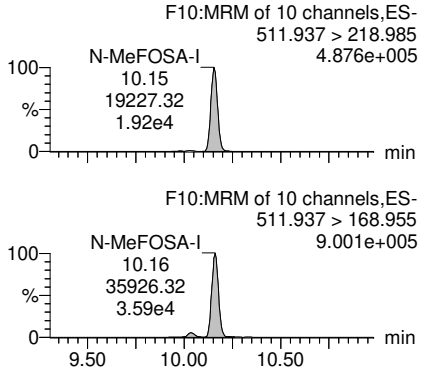

N-MeFOSA

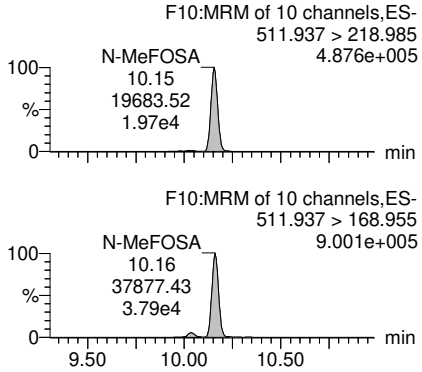

PV by TCH, SV by hh 10-Jun-21 Conc. & LOD unit = ng

Quantify Sample Report **MassLynx MassLynx V4.1 SCN909**
SGS Axys Analytical Services, Ltd.

Dataset: G:\Masslynx\Inst_L\PFAS\quanfile\FC1L_080-a6.qld

Last Altered: Wednesday, June 09, 2021 15:38:41 Pacific Daylight Time
Printed: Thursday, June 10, 2021 10:13:00 Pacific Daylight Time

ID: FC013A-SSV,,/01, Name: FC1L_080S27, Description: 1,,2uL, Date: 22-Feb-2021, Time: 14:36:05

N-EtFOSA-I

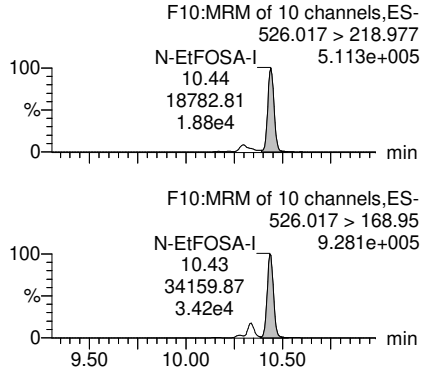

N-EtFOSA-II

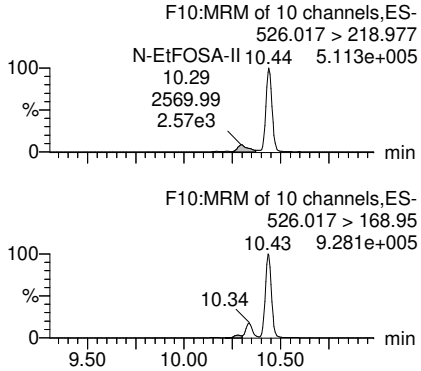

N-EtFOSA-SUM

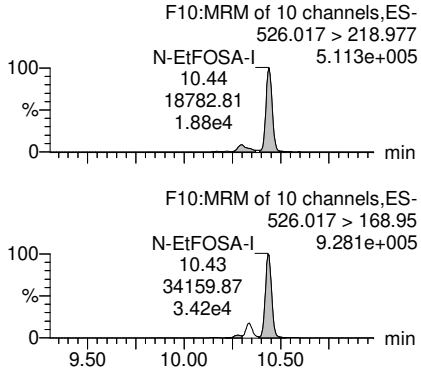

N-EtFOSA

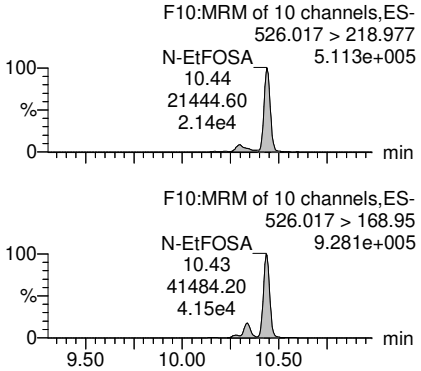

MeFOSAA-I

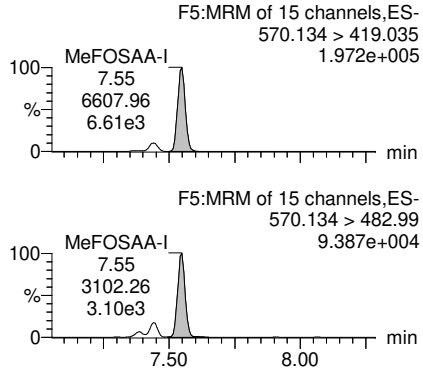

MeFOSAA-II

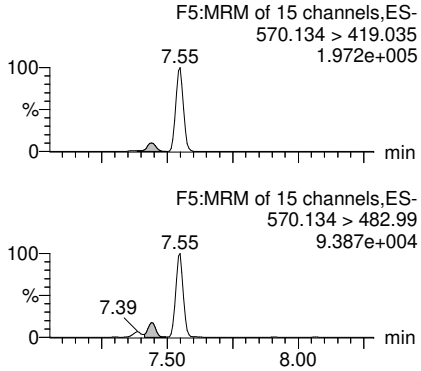

MeFOSAA-III

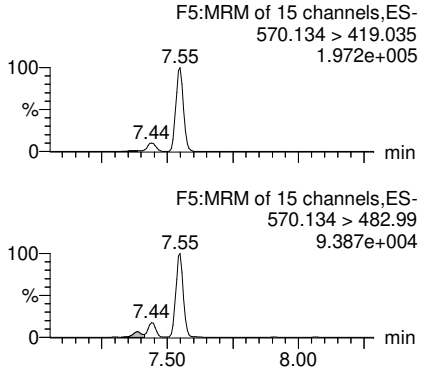

MeFOSAA-SUM

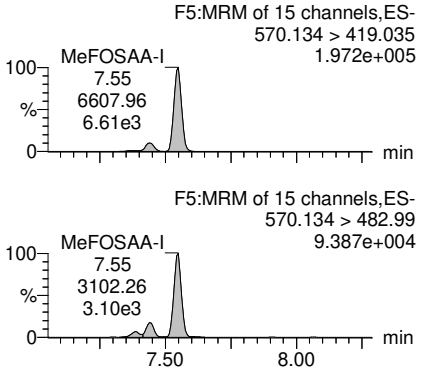

PV by TCH, SV by hh 10-Jun-21 Conc. & LOD unit = ng

Quantify Sample Report **MassLynx MassLynx V4.1 SCN909**
SGS Axys Analytical Services, Ltd.

Dataset: G:\Masslynx\Inst_L\PFAS\quanfile\FC1L_080-a6.qld

Last Altered: Wednesday, June 09, 2021 15:38:41 Pacific Daylight Time
Printed: Thursday, June 10, 2021 10:13:00 Pacific Daylight Time

ID: FC013A-SSV,,/01, Name: FC1L_080S27, Description: 1,,2uL, Date: 22-Feb-2021, Time: 14:36:05

MeFOSAA

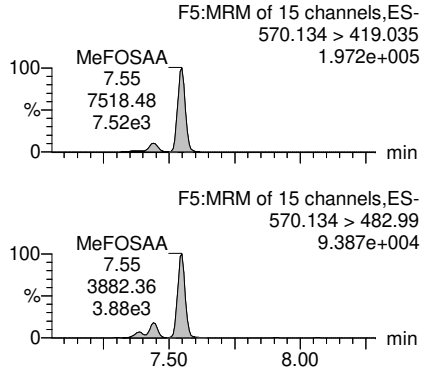

EtFOSAA-I

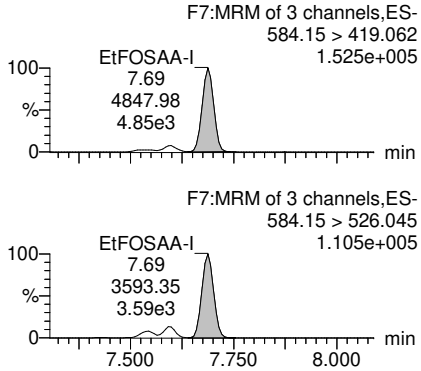

EtFOSAA-II

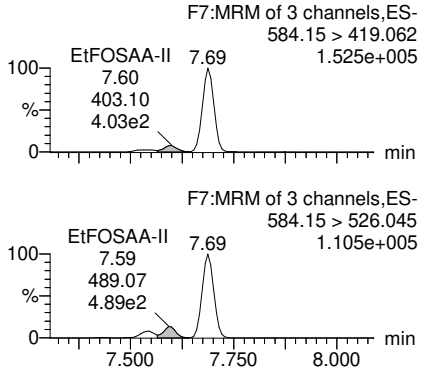

EtFOSAA-III

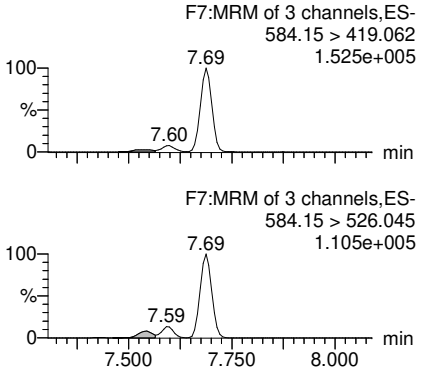

EtFOSAA-SUM

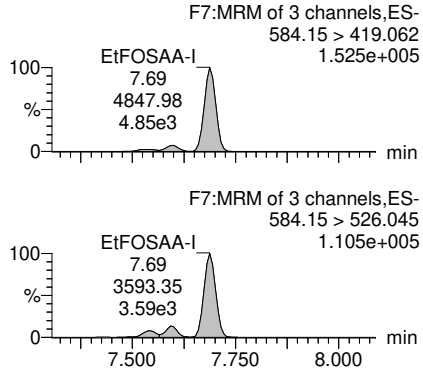

EtFOSAA

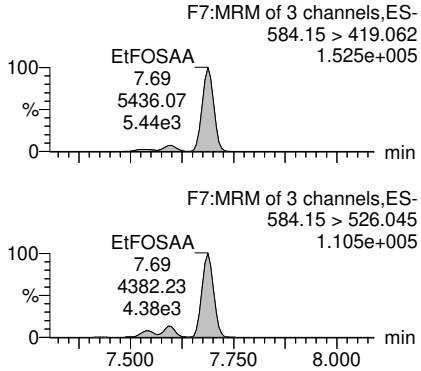

N-MeFOSE-I

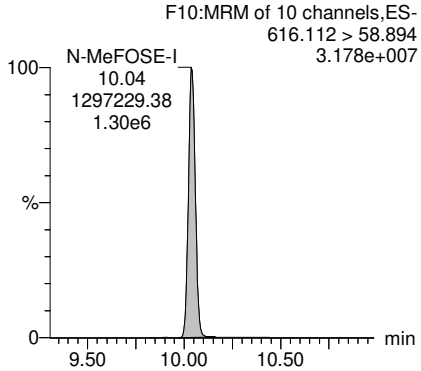

N-MeFOSE-II

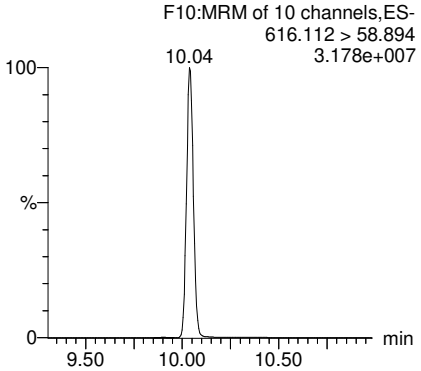

PV by TCH, SV by hh 10-Jun-21 Conc. & LOD unit = ng

Quantify Sample Report **MassLynx MassLynx V4.1 SCN909**
SGS Axys Analytical Services, Ltd.

Dataset: G:\Masslynx\Inst_L\PFAS\quanfile\FC1L_080-a6.qld

Last Altered: Wednesday, June 09, 2021 15:38:41 Pacific Daylight Time
Printed: Thursday, June 10, 2021 10:13:00 Pacific Daylight Time

ID: FC013A-SSV,,/01, Name: FC1L_080S27, Description: 1,,2uL, Date: 22-Feb-2021, Time: 14:36:05

N-MeFOSE-III

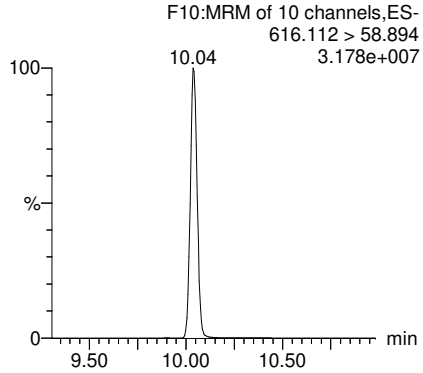

N-MeFOSE-SUM

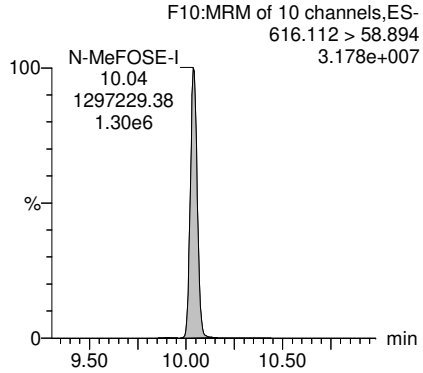

N-MeFOSE

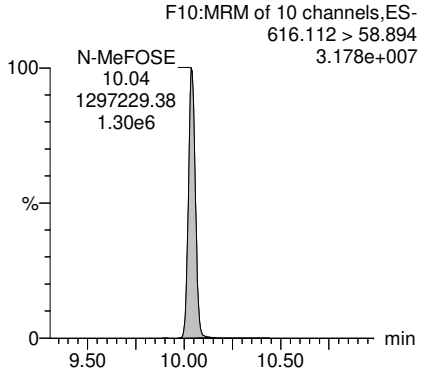

N-EtFOSE-I

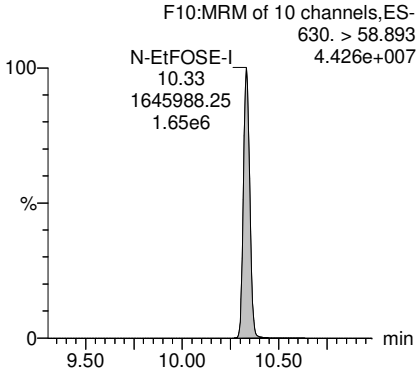

N-EtFOSE-II

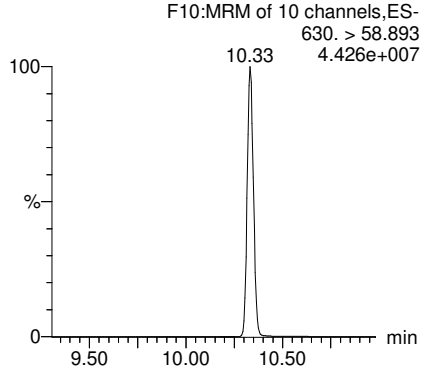

N-EtFOSE-III

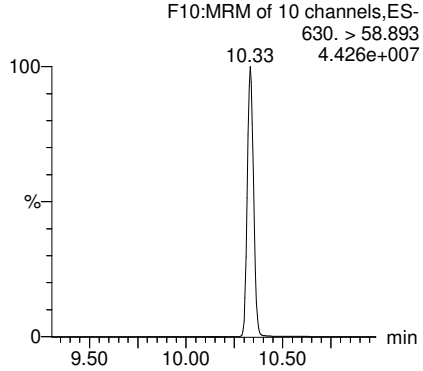

N-EtFOSE-SUM

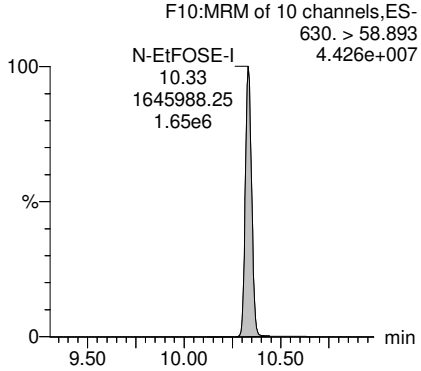

N-EtFOSE

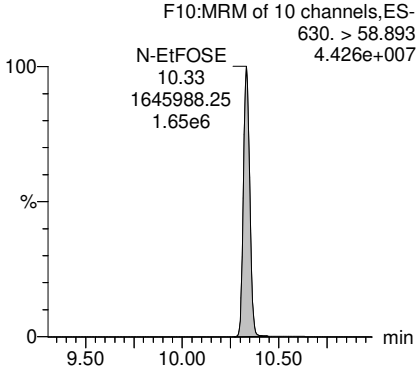

PV by TCH, SV by hh 10-Jun-21 Conc. & LOD unit = ng

Quantify Sample Report **MassLynx MassLynx V4.1 SCN909**
SGS Axys Analytical Services, Ltd.

Dataset: G:\Masslynx\Inst_L\PFAS\quanfile\FC1L_080-a6.qld

Last Altered: Wednesday, June 09, 2021 15:38:41 Pacific Daylight Time
Printed: Thursday, June 10, 2021 10:13:00 Pacific Daylight Time

ID: FC013A-SSV,,/01, Name: FC1L_080S27, Description: 1,,2uL, Date: 22-Feb-2021, Time: 14:36:05

HFPO-DA

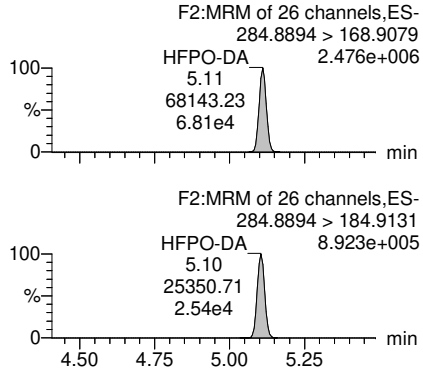

ADONA

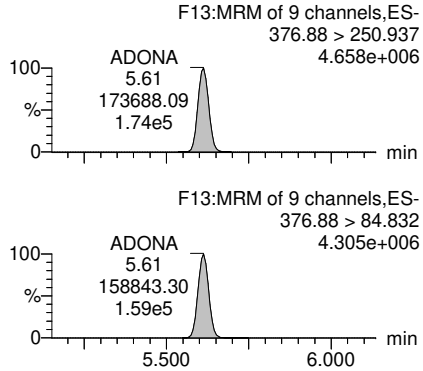

9Cl-PF3ONS

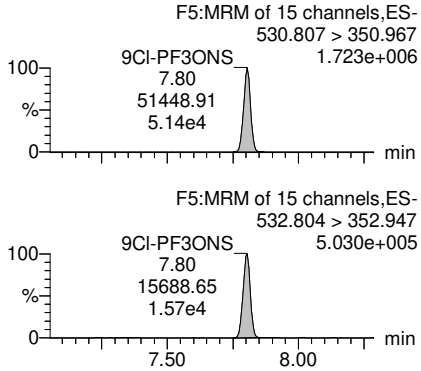

11Cl-PF3OUdS

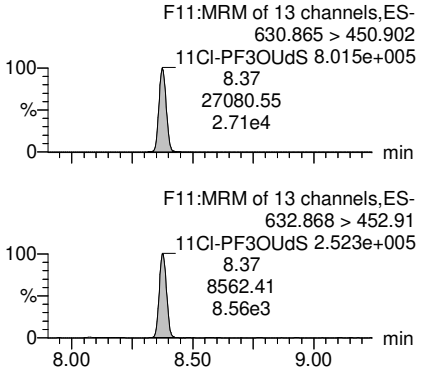

3:3 FTCA

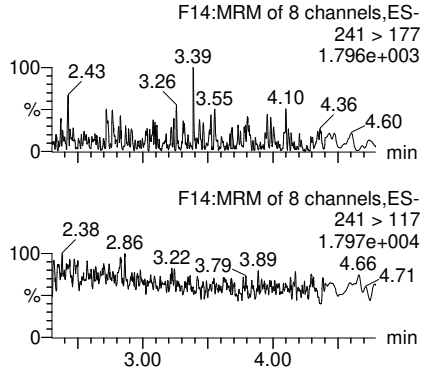

5:3 FTCA

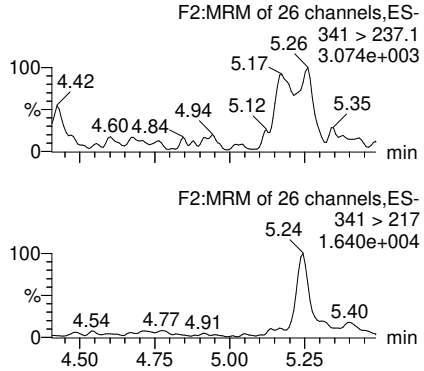

7:3 FTCA

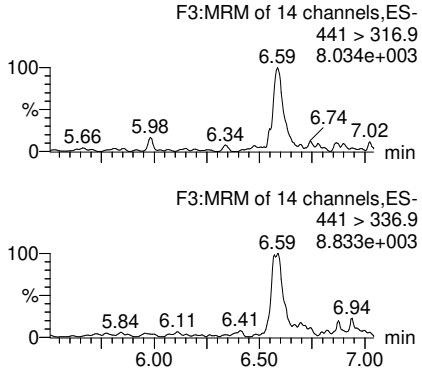

PFEESA

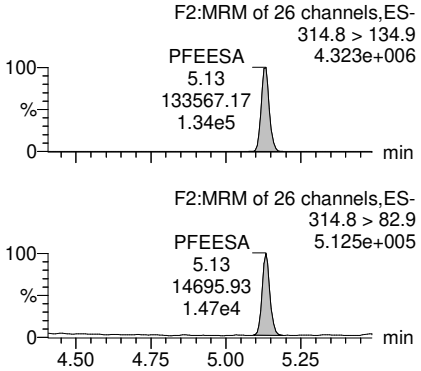

PV by TCH, SV by hh 10-Jun-21 Conc. & LOD unit = ng

Quantify Sample Report **MassLynx MassLynx V4.1 SCN909**
SGS Axys Analytical Services, Ltd.

Dataset: G:\Masslynx\Inst_L\PFAS\quanfile\FC1L_080-a6.qld

Last Altered: Wednesday, June 09, 2021 15:38:41 Pacific Daylight Time
Printed: Thursday, June 10, 2021 10:13:00 Pacific Daylight Time

ID: FC013A-SSV,,/01, Name: FC1L_080S27, Description: 1,,2uL, Date: 22-Feb-2021, Time: 14:36:05

PFMPA

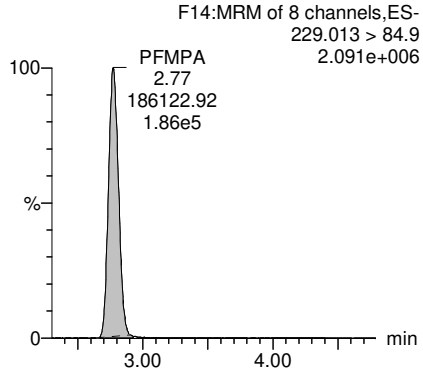

PFMBA

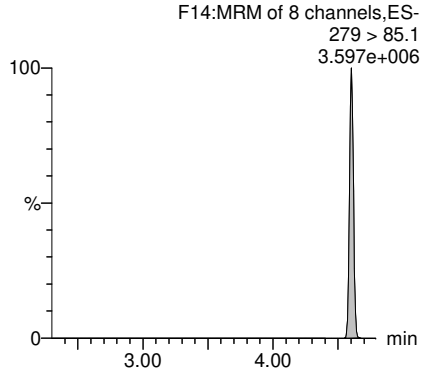

NFDHA

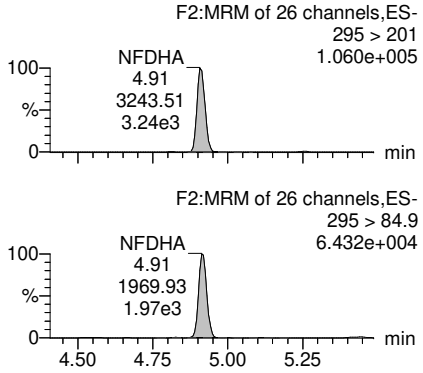

13C4-PFBA

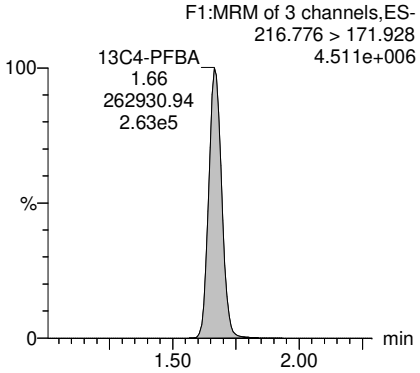

13C5-PFPeA

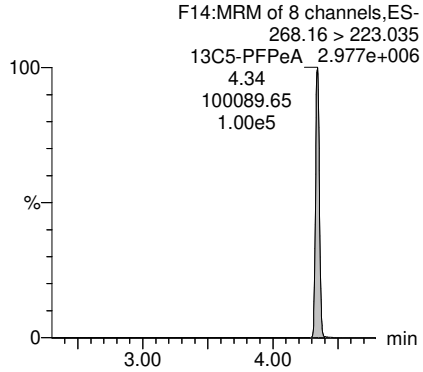

13C5-PFHxA

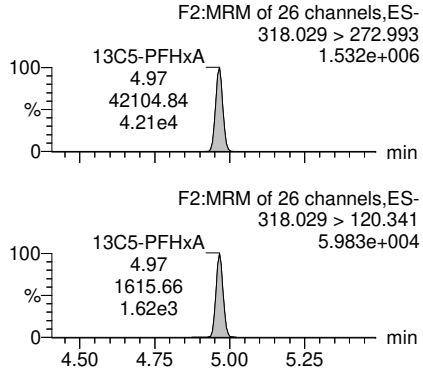

13C4-PFHpA

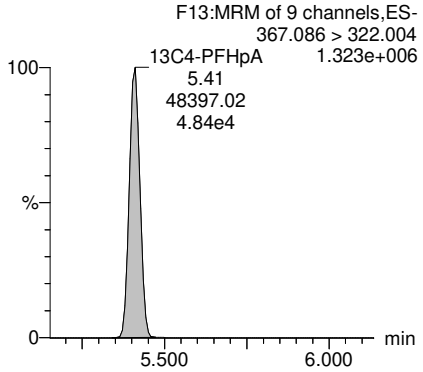

13C8-PFOA

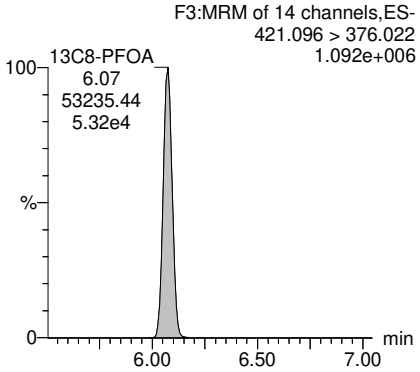

PV by TCH, SV by hh 10-Jun-21 Conc. & LOD unit = ng

Quantify Sample Report **MassLynx MassLynx V4.1 SCN909**
SGS Axys Analytical Services, Ltd.

Dataset: G:\Masslynx\Inst_L\PFAS\quanfile\FC1L_080-a6.qld

Last Altered: Wednesday, June 09, 2021 15:38:41 Pacific Daylight Time
Printed: Thursday, June 10, 2021 10:13:00 Pacific Daylight Time

ID: FC013A-SSV,,/01, Name: FC1L_080S27, Description: 1,,2uL, Date: 22-Feb-2021, Time: 14:36:05

13C9-PFNA

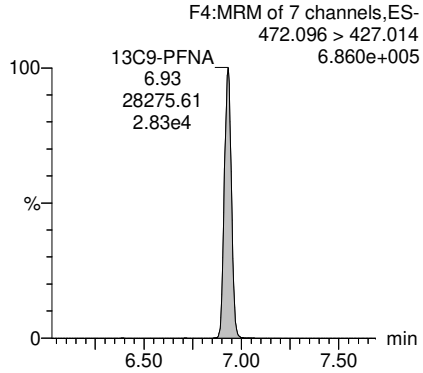

13C6-PFDA

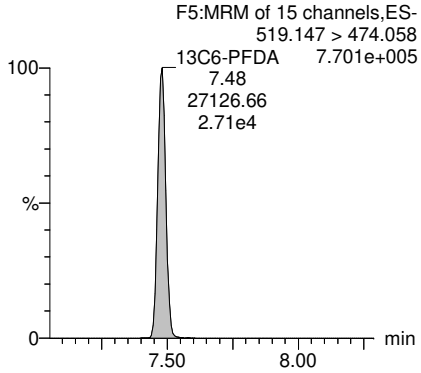

13C7-PFUnA

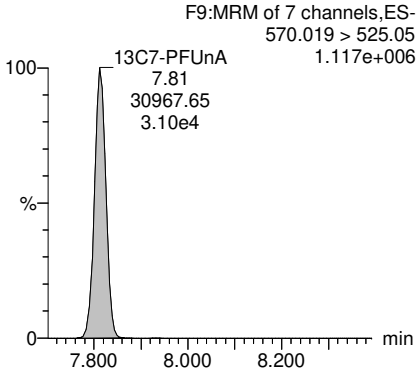

13C2-PFDoA

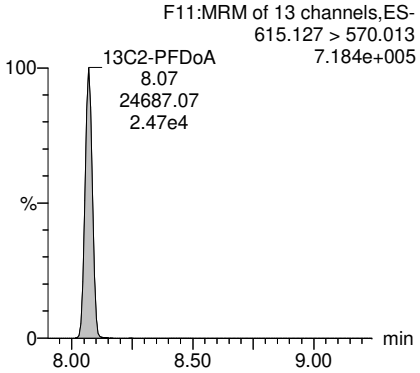

13C2-PFTeDA

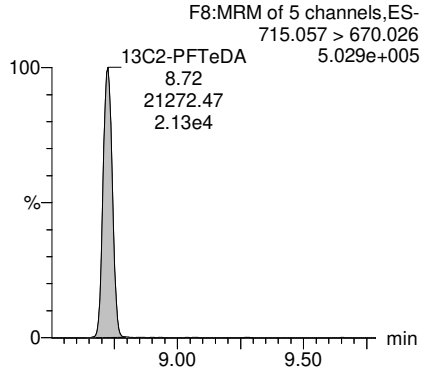

13C3-PFBS

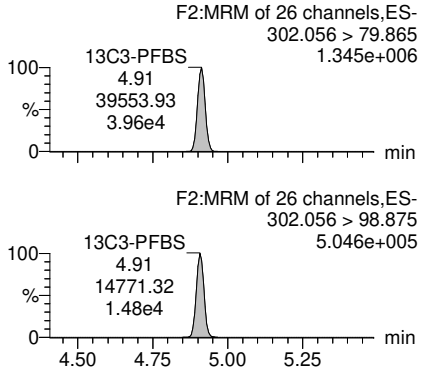

13C3-PFHxS

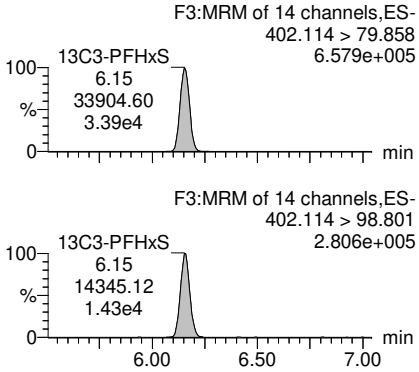

13C8-PFOS

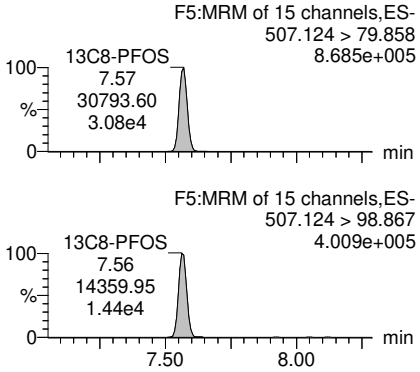

PV by TCH, SV by hh 10-Jun-21 Conc. & LOD unit = ng

Quantify Sample Report **MassLynx MassLynx V4.1 SCN909**
SGS Axys Analytical Services, Ltd.

Dataset: G:\Masslynx\Inst_L\PFAS\quanfile\FC1L_080-a6.qld

Last Altered: Wednesday, June 09, 2021 15:38:41 Pacific Daylight Time
Printed: Thursday, June 10, 2021 10:13:00 Pacific Daylight Time

ID: FC013A-SSV,,/01, Name: FC1L_080S27, Description: 1,,2uL, Date: 22-Feb-2021, Time: 14:36:05

13C2-4:2 FTS

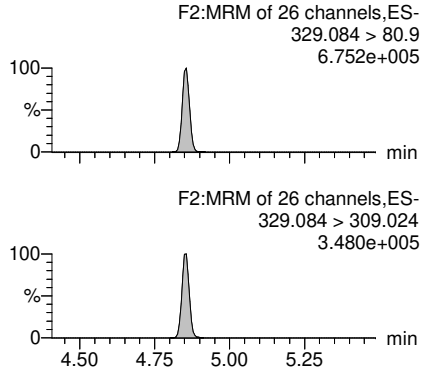

13C2-6:2 FTS

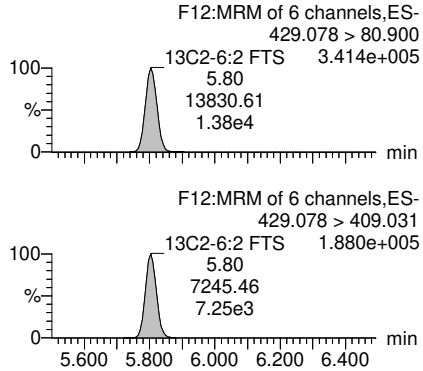

13C2-8:2 FTS

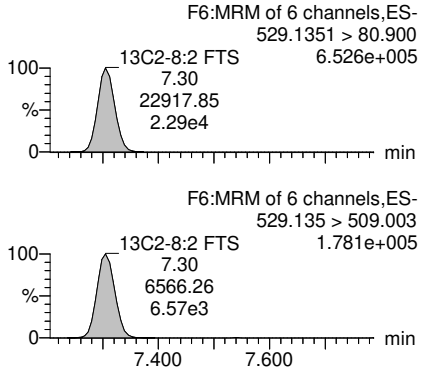

13C8-PFOSA

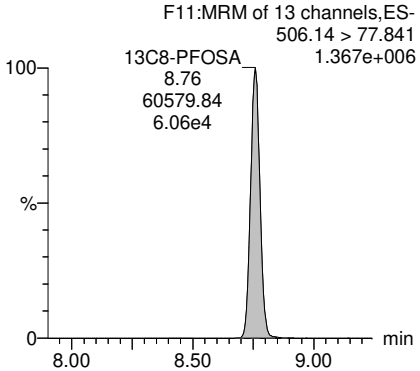

D3-N-MeFOSA

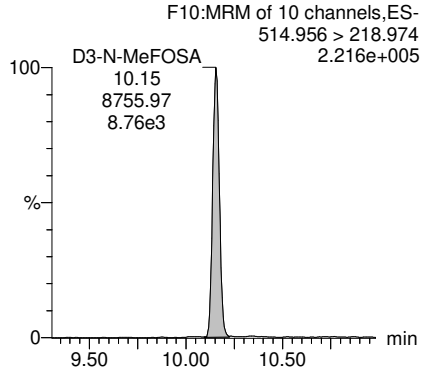

D5-N-EtFOSA

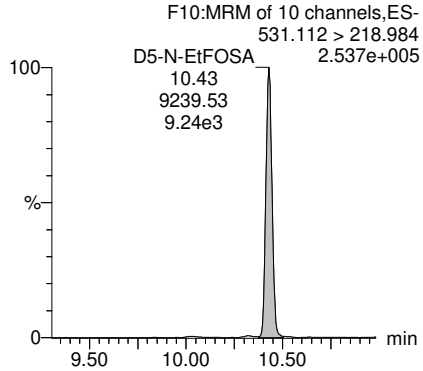

D3-MeFOSAA

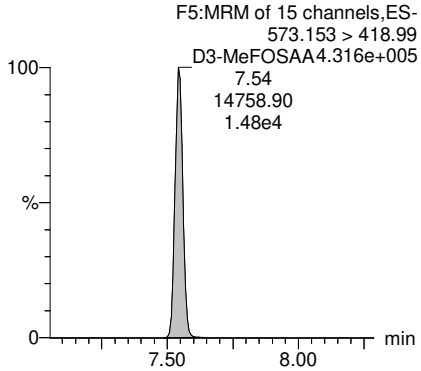

D5-EtFOSAA

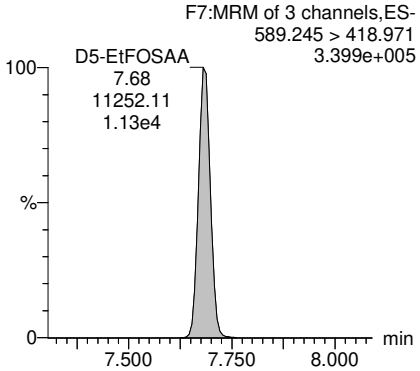

PV by TCH, SV by hh 10-Jun-21 Conc. & LOD unit = ng

Quantify Sample Report **MassLynx MassLynx V4.1 SCN909**
SGS Axys Analytical Services, Ltd.

Dataset: G:\Masslynx\Inst_L\PFAS\quanfile\FC1L_080-a6.qld

Last Altered: Wednesday, June 09, 2021 15:38:41 Pacific Daylight Time
Printed: Thursday, June 10, 2021 10:13:00 Pacific Daylight Time

ID: FC013A-SSV,,/01, Name: FC1L_080S27, Description: 1,,2uL, Date: 22-Feb-2021, Time: 14:36:05

D7-N-MeFOSE

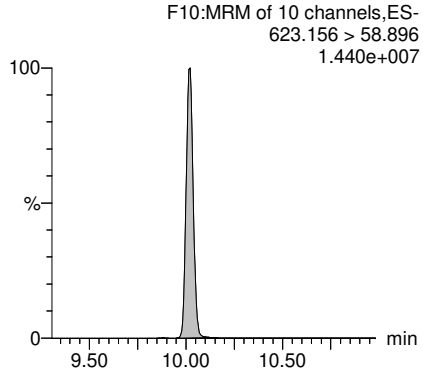

D9-N-EtFOSE

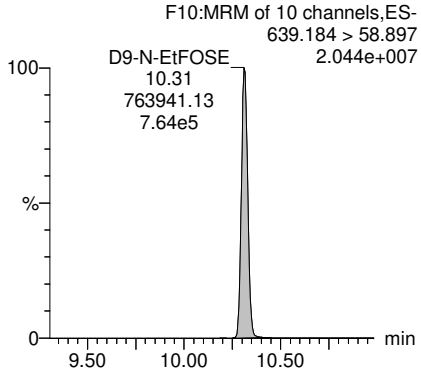

13C3-HFPO-DA

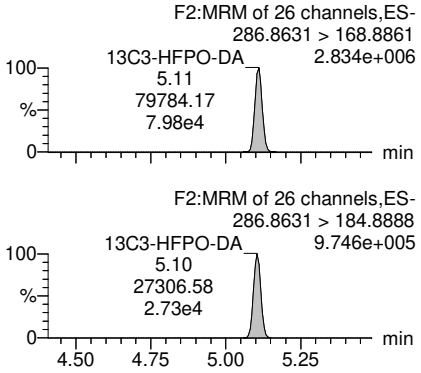

13C3-PFBA

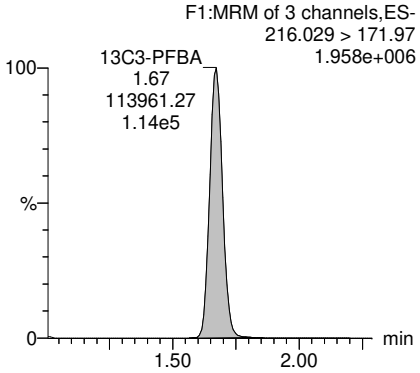

13C2-PFHxA

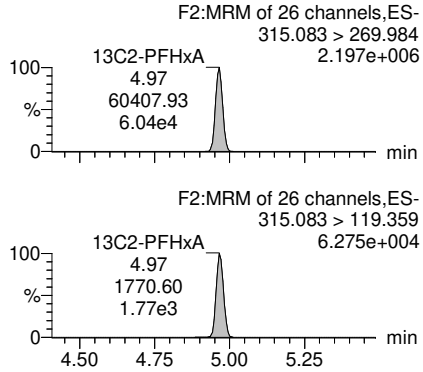

13C4-PFOA

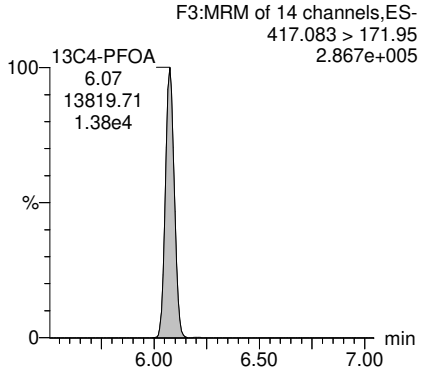

13C5-PFNA

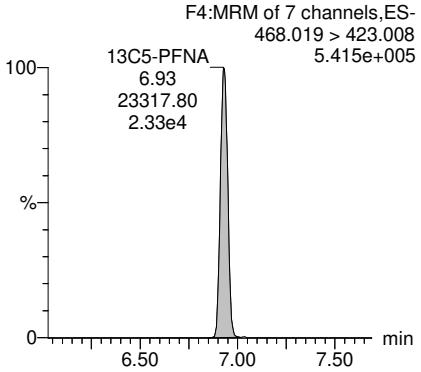

13C2-PFDA

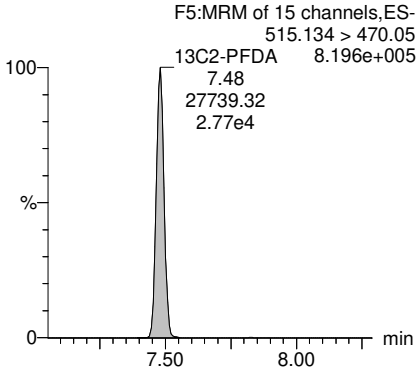

PV by TCH, SV by hh 10-Jun-21 Conc. & LOD unit = ng

Quantify Sample Report **MassLynx MassLynx V4.1 SCN909**
SGS Axys Analytical Services, Ltd.

Dataset: G:\Masslynx\Inst_L\PFAS\quanfile\FC1L_080-a6.qld

Last Altered: Wednesday, June 09, 2021 15:38:41 Pacific Daylight Time
Printed: Thursday, June 10, 2021 10:13:00 Pacific Daylight Time

ID: FC013A-SSV,,/01, Name: FC1L_080S27, Description: 1,,2uL, Date: 22-Feb-2021, Time: 14:36:05

18O2-PFHxS

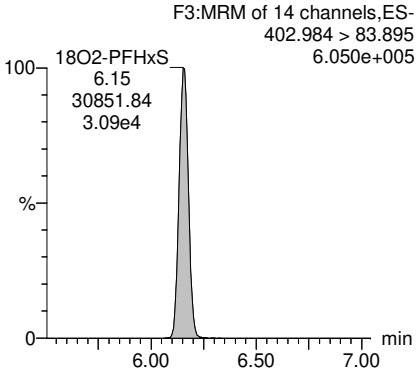

13C4-PFOS

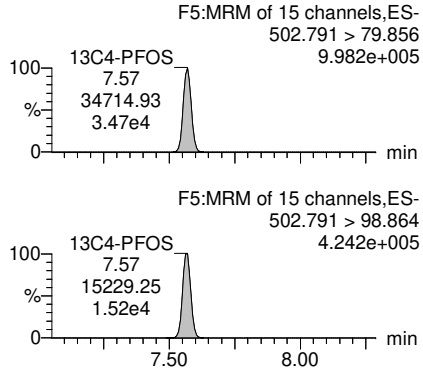

13C2-D4-6:2 FTS

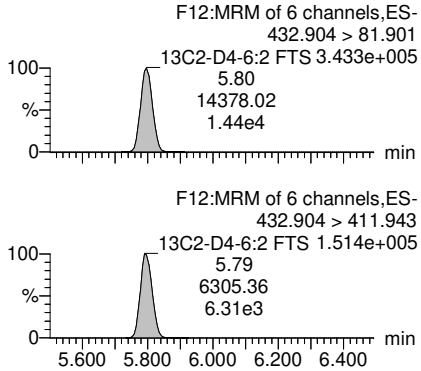

PV by TCH, SV by hh 10-Jun-21 Conc. & LOD unit = ng

Quantify Sample Report **MassLynx MassLynx V4.1 SCN909**
SGS Axys Analytical Services, Ltd.

Dataset: G:\Masslynx\Inst_L\PFAS\quanfile\FC1L_080-a6.qld

Last Altered: Wednesday, June 09, 2021 15:38:41 Pacific Daylight Time
Printed: Thursday, June 10, 2021 10:13:00 Pacific Daylight Time

ID: FC013A-SSV,,/01, Name: FC1L_080S27, Description: 1,,2uL, Date: 22-Feb-2021, Time: 14:36:05

#	IS#	Name	RT	Area	IS Area	Std. Conc	Conc.	LOD	%Rec	Ratio (Pred)	Ratio	Ratio Fail(Y/N)	S/N	Noise	IS Height	Sample size	F2	Flags
1	84	PFBA	1.67	80375	262931	0.000	12.188	0.0488					746	1841	4508839	1.000	0.0	bb
2	85	PFPeA	4.34	75412	100090	0.000	12.470	0.0276					1380	1654	2976240	1.000	0.0	MM
3	86	PFHxA	4.97	51534	42105	0.000	11.528	0.0255		4.85	4.74	NO	1356	1381	1531373	1.000	0.0	bb
4	87	PFHpA	5.41	66821	48397	0.000	12.589	0.0188		2.16	2.04	NO	2018	911	1322773	1.000	0.0	bb
5	88	PFOA-I	6.07	91814	53235	0.000	11.784	0.0843		1.96	2.06	NO	421	4488	1091439	1.000	0.0	bb
6	88	PFOA-II			53235	0.000		0.0843		0.00				4488	1091439	1.000	0.0	
7	88	PFOA-III			53235	0.000		0.0843		0.00				4488	1091439	1.000	0.0	
8	88	PFOA-IV			53235	0.000		0.0843		0.00				4488	1091439	1.000	0.0	
9		PFOA-SUM		91814	53235	0.000	11.784	0.0843						4488	1091439	1.000	0.0	
10	88	PFOA	6.07	91814	53235	0.000	11.784	0.0843		1.96	2.06	NO	421	4488	1091439	1.000	0.0	bb
11	89	PFNA-I	6.93	70444	28276	0.000	12.162	0.0388		2.85	2.85	NO	913	1816	685962	1.000	0.0	dd
12	89	PFNA-II			28276	0.000		0.0388		0.00				1816	685962	1.000	0.0	
13	89	PFNA-III			28276	0.000		0.0388		0.00				1816	685962	1.000	0.0	
14		PFNA-SUM		70444	28276	0.000	12.162	0.0388						1816	685962	1.000	0.0	
15	89	PFNA	6.93	70444	28276	0.000	12.162	0.0388		2.85	2.85	NO	913	1816	685962	1.000	0.0	dd
16	90	PFDA	7.48	55348	27127	0.000	12.181	0.0302		3.07	2.95	NO	1229	1297	770052	1.000	0.0	bb
17	91	PFUnA	7.81	58505	30968	0.000	12.382	0.0265		4.31	4.81	NO	1351	1503	1116023	1.000	0.0	bb
18	92	PFDoA	8.07	70494	24687	0.000	13.293	0.0287		7.42	7.17	NO	1387	1477	718407	1.000	0.0	bb
19	Multi	PFTrDA	8.36	57064	22980	0.000	14.744	0.0378		3.08	3.01	NO	1371	1272	610543	1.000	0.0	bb
20	93	PFTeDA	8.72	42948	21272	0.000	13.523	0.0413		2.82	2.74	NO	970	1034	502679	1.000	0.0	MM
21	94	PFBS	4.91	51592	39554	0.000	11.315	0.0003		2.59	2.66	NO	104...	17	1344244	1.000	0.0	bb
22	95	PFPeS	5.43	44418	33905	0.000	13.277	0.0033		2.24	2.37	NO	16314	71	657633	1.000	0.0	bb
23	95	PFHxS-I	6.16	34924	33905	0.000	8.765	0.0018		2.37	2.29	NO	13659	47	657633	1.000	0.0	bb
24	95	PFHxS-II	5.94	4426	33905	0.000	1.111	0.0018		3.26	3.00	NO	2048	47	657633	1.000	0.0	db
25	95	PFHxS-III	5.86	2824	33905	0.000	0.709	0.0018		2.72	2.85	NO	1289	47	657633	1.000	0.0	bd
26		PFHxS-SUM		42174	33905	0.000	10.585	0.0055						47	657633	1.000	0.0	
27	95	PFHxS	6.16	41937	33905	0.000	10.525	0.0018		2.40	2.23	NO	13645	47	657633	1.000	0.0	MM
28	96	PFHpS	7.03	38688	30794	0.000	11.575	0.0023		2.12	2.05	NO	12693	71	868217	1.000	0.0	bb
29	96	PFOS-I	7.57	34786	30794	0.000	9.094	0.0215		2.42	2.28	NO	1279	773	868217	1.000	0.0	db
30	96	PFOS-II	7.45	5237	30794	0.000	1.369	0.0215		2.75	3.52	NO	168	773	868217	1.000	0.0	dd
31	96	PFOS-III	7.39	4431	30794	0.000	1.158	0.0215		8.19	6.91	NO	156	773	868217	1.000	0.0	dd
32	96	PFOS-IV	7.22	265	30794	0.000	0.069	0.0215		2.14	10.54	YES	7	773	868217	1.000	0.0	dd
33		PFOS-SUM		44720	30794	0.000	11.690	0.0860						773	868217	1.000	0.0	
34	96	PFOS	7.57	44274	30794	0.000	11.574	0.0215		2.54	2.57	NO	1278	773	868217	1.000	0.0	MM
35	96	PFNS	7.89	45038	30794	0.000	12.397	0.0021		2.36	2.33	NO	20830	70	868217	1.000	0.0	bb
36	96	PFDS	8.16	43041	30794	0.000	12.407	0.0022		2.36	2.34	NO	17285	71	868217	1.000	0.0	bb

PV by TCH, SV by hh 10-Jun-21 Conc. & LOD unit = ng

Quantify Sample Report **MassLynx MassLynx V4.1 SCN909**
SGS Axys Analytical Services, Ltd.

Dataset: G:\Masslynx\Inst_L\PFAS\quanfile\FC1L_080-a6.qld

Last Altered: Wednesday, June 09, 2021 15:38:41 Pacific Daylight Time
Printed: Thursday, June 10, 2021 10:13:00 Pacific Daylight Time

ID: FC013A-SSV,,/01, Name: FC1L_080S27, Description: 1,,2uL, Date: 22-Feb-2021, Time: 14:36:05

#	IS#	Name	RT	Area	IS Area	Std. Conc	Conc.	LOD	%Rec	Ratio (Pred)	Ratio	Ratio Fail(Y/N)	S/N	Noise	IS Height	Sample size	F2	Flags
37	96	PFDoS	8.88	147	30794	0.000	0.051	0.0024		2.24	2.88	NO	48	64	868217	1.000	0.0	MM
38	97	4:2 FTS	4.85	4912	18637	0.000	11.178	0.0052		0.43	0.42	NO	6299	28	674884	1.000	0.0	db
39	98	6:2 FTS	5.80	4441	13831	0.000	12.426	0.0145		0.44	0.44	NO	2796	43	341289	1.000	0.0	bb
40	99	8:2 FTS	7.30	4186	22918	0.000	13.655	0.0281		0.57	0.52	NO	1382	82	652097	1.000	0.0	bb
41	100	PFOSA-I	8.76	73599	60580	0.000	12.223	0.0059					6241	266	1367198	1.000	0.0	bb
42	100	PFOSA-II	8.61	229	60580	0.000	0.038	0.0059					21	266	1367198	1.000	0.0	db
43		PFOSA-SUM		73828	60580	0.000	12.261	0.0117						266	1367198	1.000	0.0	
44	100	PFOSA	8.76	73829	60580	0.000	12.261	0.0059					6241	266	1367198	1.000	0.0	MM
45	101	N-MeFOSA-I	10.15	19227	8756	0.000	19.600	0.0077		0.55	0.54	NO	7695	63	221261	1.000	0.0	bb
46	101	N-MeFOSA-II	9.98	97	8756	0.000	0.099	0.0077		1.14	0.05	YES	44	63	221261	1.000	0.0	bd
47		N-MeFOSA-SUM		19325	8756	0.000	19.699	0.0153						63	221261	1.000	0.0	
48	101	N-MeFOSA	10.15	19684	8756	0.000	20.065	0.0077		0.53	0.52	NO	7701	63	221261	1.000	0.0	MM
49	102	N-EtFOSA-I	10.44	18783	9240	0.000	16.912	0.0286		0.55	0.55	NO	1759	291	253661	1.000	0.0	dd
50	102	N-EtFOSA-II	10.29	2570	9240	0.000	2.314	0.0286		1.28	2.47	YES	147	291	253661	1.000	0.0	dd
51		N-EtFOSA-SUM		21353	9240	0.000	19.227	0.0572						291	253661	1.000	0.0	
52	102	N-EtFOSA	10.44	21445	9240	0.000	19.309	0.0286		0.53	0.52	NO	1758	291	253661	1.000	0.0	MM
53	103	MeFOSAA-I	7.55	6608	14759	0.000	11.843	0.0059		2.01	2.13	NO	6167	32	431417	1.000	0.0	bb
54	103	MeFOSAA-II	7.44	808	14759	0.000	1.448	0.0059		1.84	1.42	NO	642	32	431417	1.000	0.0	db
55	103	MeFOSAA-III	7.36	80	14759	0.000	0.143	0.0059		0.29	0.33	NO	65	32	431417	1.000	0.0	bd
56		MeFOSAA-SUM		7496	14759	0.000	13.433	0.0176						32	431417	1.000	0.0	
57	103	MeFOSAA	7.55	7518	14759	0.000	13.474	0.0059		1.87	1.94	NO	6172	32	431417	1.000	0.0	MM
58	104	EtFOSAA-I	7.69	4848	11252	0.000	11.357	0.0104		1.24	1.35	NO	3408	45	339776	1.000	0.0	db
59	104	EtFOSAA-II	7.60	403	11252	0.000	0.944	0.0104		0.34	0.82	YES	252	45	339776	1.000	0.0	dd
60	104	EtFOSAA-III	7.53	188	11252	0.000	0.441	0.0104		0.63	0.57	NO	82	45	339776	1.000	0.0	bd
61		EtFOSAA-SUM		5440	11252	0.000	12.742	0.0312						45	339776	1.000	0.0	
62	104	EtFOSAA	7.69	5436	11252	0.000	12.734	0.0104		1.09	1.24	NO	3409	45	339776	1.000	0.0	MM
63	105	N-MeFOSE-I	10.04	1297229	592867	0.000	198.485	0.0349					17206	1846	14387806	1.000	0.0	bb
64	105	N-MeFOSE-II	9.90	805	592867	0.000	0.123	0.0349					10	1846	14387806	1.000	0.0	bb
65	105	N-MeFOSE-III			592867	0.000		0.0349						1846	14387806	1.000	0.0	
66		N-MeFOSE-SUM		1298034	592867	0.000	198.608	0.0698						1846	14387806	1.000	0.0	
67	105	N-MeFOSE	10.04	1297229	592867	0.000	198.485	0.0349					17206	1846	14387806	1.000	0.0	bb
68	106	N-EtFOSE-I	10.33	1645988	763941	0.000	181.079	0.0144					37916	1166	20415106	1.000	0.0	bb
69	106	N-EtFOSE-II	10.22	235	763941	0.000	0.026	0.0144					6	1166	20415106	1.000	0.0	db
70	106	N-EtFOSE-III	10.16	92	763941	0.000	0.010	0.0144					2	1166	20415106	1.000	0.0	bd
71		N-EtFOSE-SUM		1646316	763941	0.000	181.115	0.0432						1166	20415106	1.000	0.0	
72	106	N-EtFOSE	10.33	1645988	763941	0.000	181.079	0.0144					37916	1166	20415106	1.000	0.0	bb

PV by TCH, SV by hh 10-Jun-21 Conc. & LOD unit = ng

Quantify Sample Report **MassLynx MassLynx V4.1 SCN909**
SGS Axys Analytical Services, Ltd.

Dataset: G:\Masslynx\Inst_L\PFAS\quanfile\FC1L_080-a6.qld

Last Altered: Wednesday, June 09, 2021 15:38:41 Pacific Daylight Time
Printed: Thursday, June 10, 2021 10:13:00 Pacific Daylight Time

ID: FC013A-SSV,,/01, Name: FC1L_080S27, Description: 1,,2uL, Date: 22-Feb-2021, Time: 14:36:05

#	IS#	Name	RT	Area	IS Area	Std. Conc	Conc.	LOD	%Rec	Ratio (Pred)	Ratio	Ratio Fail(Y/N)	S/N	Noise	IS Height	Sample size	F2	Flags
73	107	HFPO-DA	5.11	68143	79784	0.000	31.254	0.0024		2.87	2.69	NO	39304	63	2833107	1.000	0.0	bb
74	107	ADONA	5.61	173688	79784	0.000	12.410	0.0018		1.08	1.09	NO	15454	301	2833107	1.000	0.0	bb
75	107	9Cl-PF3ONS	7.80	51449	79784	0.000	12.967	0.0059		3.20	3.28	NO	6228	276	2833107	1.000	0.0	bb
76	107	11Cl-PF3OUdS	8.37	27081	79784	0.000	12.636	0.0136		3.13	3.16	NO	2325	345	2833107	1.000	0.0	bd
77	85	3:3 FTCA	3.69	6	100090	0.000	0.015	0.0503		1.75	0.20	YES	2	207	2976240	1.000	0.0	MM
78	86	5:3 FTCA			42105	0.000		0.0887		1.20				779	1531373	1.000	0.0	
79	86	7:3 FTCA			42105	0.000		0.0613		0.71				314	1531373	1.000	0.0	
80	86	PFEESA	5.13	133567	42105	0.000	10.045	0.0008		9.28	9.09	NO	32816	132	1531373	1.000	0.0	bb
81	85	PFMPA	2.77	186123	100090	0.000	20.353	0.0329					700	2985	2976240	1.000	0.0	MM
82	85	PFMBA	4.60	124700	100090	0.000	10.244	0.0019					15378	234	2976240	1.000	0.0	bb
83	86	NFDHA	4.91	3244	42105	0.000	17.774	0.0216		0.94	1.65	YES	2217	48	1531373	1.000	0.0	MM
84	108	13C4-PFBA	1.66	262931	113961	40.000	40.405	0.0023	101.0				51666	87	1955613	1.000	0.0	bb
85	109	13C5-PFPeA	4.34	100090	60408	20.000	20.156	0.0657	100.8				753	3955	2196295	1.000	0.0	MM
86	109	13C5-PFHxA	4.97	42105	60408	10.000	9.967	0.0013	99.7	23.32	26.06	NO	23728	65	2196295	1.000	0.0	bb
87	110	13C4-PFHpA	5.41	48397	13820	10.000	10.560	0.0039	105.6				10648	124	286660	1.000	0.0	bb
88	110	13C8-PFOA	6.07	53235	13820	10.000	10.335	0.0009	103.3				33740	32	286660	1.000	0.0	bb
89	111	13C9-PFNA	6.93	28276	23318	5.000	5.285	0.0039	105.7				4277	160	541160	1.000	0.0	bd
90	112	13C6-PFDA	7.48	27127	27739	5.000	4.859	0.0009	97.2				15317	50	819391	1.000	0.0	dd
91	112	13C7-PFUnA	7.81	30968	27739	5.000	5.112	0.0107	102.2				1742	641	819391	1.000	0.0	bb
92	112	13C2-PFDoA	8.07	24687	27739	5.000	4.734	0.0015	94.7				9134	79	819391	1.000	0.0	dd
93	112	13C2-PFTeDA	8.72	21272	27739	5.000	4.650	0.0022	93.0				5037	100	819391	1.000	0.0	MM
94	113	13C3-PFBS	4.91	39554	30852	10.030	10.311	0.0028	102.8	2.73	2.68	NO	19388	69	604824	1.000	0.0	bb
95	113	13C3-PFHxS	6.15	33905	30852	10.015	9.688	0.0023	96.7	2.38	2.36	NO	12256	54	604824	1.000	0.0	bb
96	114	13C8-PFOS	7.57	30794	34715	10.062	9.768	0.0011	97.1	2.33	2.14	NO	26725	32	997668	1.000	0.0	bb
97	115	13C2-4:2 FTS	4.86	18637	14378	20.168	23.680	0.0272	117.4	1.62	1.91	NO	3965	170	343300	1.000	0.0	bb
98	115	13C2-6:2 FTS	5.80	13831	14378	19.998	21.178	0.0166	105.9	1.88	1.91	NO	3962	86	343300	1.000	0.0	bb
99	115	13C2-8:2 FTS	7.30	22918	14378	20.040	22.180	0.0422	110.7	3.76	3.49	NO	1878	347	343300	1.000	0.0	bb
100	114	13C8-PFOSA	8.76	60580	34715	10.000	9.603	0.0033	96.0				6945	197	997668	1.000	0.0	MM
101	114	D3-N-MeFOSA	10.15	8756	34715	10.000	9.062	0.0207	90.6				1153	192	997668	1.000	0.0	dd
102	114	D5-N-EtFOSA	10.43	9240	34715	10.000	9.542	0.0096	95.4				2834	90	997668	1.000	0.0	dd
103	115	D3-MeFOSAA	7.54	14759	14378	22.500	21.495	0.0068	95.5				11596	37	343300	1.000	0.0	bb
104	115	D5-EtFOSAA	7.68	11252	14378	20.000	19.964	0.0073	99.8				10444	33	343300	1.000	0.0	bb
105	114	D7-N-MeFOSE	10.02	592867	34715	100.000	92.262	0.0350	92.3				6687	2152	997668	1.000	0.0	bb
106	114	D9-N-EtFOSE	10.31	763941	34715	100.000	91.908	0.0230	91.9				11142	1832	997668	1.000	0.0	bb
107	109	13C3-HFPO-DA	5.11	79784	60408	40.000	40.479	0.0014	101.2	2.64	2.92	NO	87581	32	2196295	1.000	0.0	bb
108		13C3-PFBA	1.67	113961		20.000	23.149	0.0084	115.7				8304	235		1.000	0.0	bb

PV by TCH, SV by hh 10-Jun-21 Conc. & LOD unit = ng

Quantify Sample Report **MassLynx MassLynx V4.1 SCN909**
SGS Axys Analytical Services, Ltd.

Dataset: G:\Masslynx\Inst_L\PFAS\quanfile\FC1L_080-a6.qld

Last Altered: Wednesday, June 09, 2021 15:38:41 Pacific Daylight Time
Printed: Thursday, June 10, 2021 10:13:00 Pacific Daylight Time

ID: FC013A-SSV,,/01, Name: FC1L_080S27, Description: 1,,2uL, Date: 22-Feb-2021, Time: 14:36:05

#	IS#	Name	RT	Area	IS Area	Std. Conc	Conc.	LOD	%Rec	Ratio (Pred)	Ratio	Ratio Fail(Y/N)	S/N	Noise	IS Height	Sample size	F2	Flags
109		13C2-PFHxA	4.97	60408		10.000	11.055	0.0012	110.5	35.50	34.12	NO	27343	80		1.000	0.0	bb
110		13C4-PFOA	6.07	13820		10.000	10.525	0.0016	105.3				19628	15		1.000	0.0	bb
111		13C5-PFNA	6.93	23318		5.000	5.040	0.0011	100.8				13607	40		1.000	0.0	bb
112		13C2-PFDA	7.48	27739		5.000	5.374	0.0006	107.5				28236	29		1.000	0.0	bb
113		18O2-PFHxS	6.15	30852		10.050	10.850	0.0033	108.0				9899	61		1.000	0.0	bd
114		13C4-PFOS	7.57	34715		10.150	11.244	0.0017	110.8	2.17	2.28	NO	20220	49		1.000	0.0	bb
115		13C2-D4-6:2 FTS	5.80	14378		20.000	22.422	0.0036	112.1	2.50	2.28	NO	18743	18		1.000	0.0	db

PV by TCH, SV by hh 10-Jun-21 Conc. & LOD unit = ng

Client ID	SSV		
AXYS ID	FC013A-SSV Q-1L080A627		
Date Analyzed	22/02/2021 2:36:05 PM		
DATAFILE	FC1L_080 S: 27		
Conc Units	Std Conc. (ng/4mL)	Conc. Found (ng/4mL)	%Recovery
PFBA	12.5	12.2	97.5
PFPEA	12.5	12.5	99.8
PFHXA	12.5	11.5	92.2
PFHPA	12.5	12.6	100.7
PFOA	12.5	11.8	94.2
PFNA	12.5	12.2	97.3
PFDA	12.5	12.2	97.4
PFUNA	12.5	12.4	99.0
PFDOA	12.5	13.3	106.3
PFTRDA	12.5	14.7	117.9
PFTEDA	12.5	13.5	108.2
PFBS	11.1	11.3	102.0
PFPES	11.8	13.3	112.9
PFHXS	11.4	10.5	92.2
PFHPS	11.9	11.6	97.1
PFOS	11.6	11.6	99.6
PFNS	12.0	12.4	103.1
PFDS	12.1	12.4	102.9
4:2 FTS	11.7	11.2	95.5
6:2 FTS	11.9	12.4	104.5
8:2 FTS	12.0	13.7	113.8
PFOSA	12.5	12.3	98.1
N-MEFOSA	20.4	20.1	98.6
N-ETFOSA	20.0	19.3	96.6
MEFOSAA	12.5	13.5	107.8
ETFOSAA	12.5	12.7	101.8
N-MEFOSE	200.0	198.5	99.3
N-ETFOSE	200.0	181.1	90.6
HFPO-DA	32.5	31.3	96.2
ADONA	11.8	12.4	105.0
9CL-PF3ONS	11.7	13.0	111.1
11CL-PF3OUDS	11.8	12.6	107.2
PFEESA	10.0	10.1	100.5
PFMPA	20.0	20.4	101.8
PFMBA	10.0	10.2	102.4
NFDHA	20.0	17.8	88.9

Unvalidated Data

SV: hh 17-Sep-2021

Quantify Sample Report **MassLynx MassLynx V4.1 SCN909**
SGS Axys Analytical Services, Ltd.

Dataset: G:\Masslynx\Inst_L\PFAS\quanfile\FC1L_080-a6.qld

Last Altered: Wednesday, June 09, 2021 15:38:41 Pacific Daylight Time
Printed: Thursday, June 10, 2021 10:12:56 Pacific Daylight Time

Method: G:\Masslynx\Master Methods\MassLynx SCN 909\UPLC\FC_110_UPLC_14DoD.mdb 05 Mar 2021 09:55:55
Calibration: G:\Masslynx\Inst_L\PFAS\curve\FC1L_080-A6.cdb 09 Jun 2021 15:38:41

ID: FC046(0)-SUR,, /01, Name: FC1L_080S25, Description: 1,,2uL, Date: 22-Feb-2021, Time: 14:10:03

PFBA

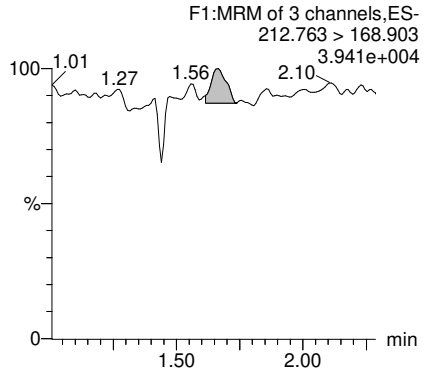

PFPeA

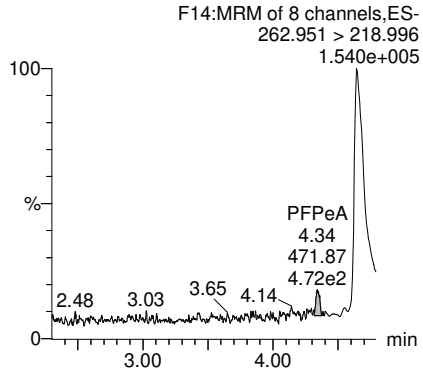

PFHxA

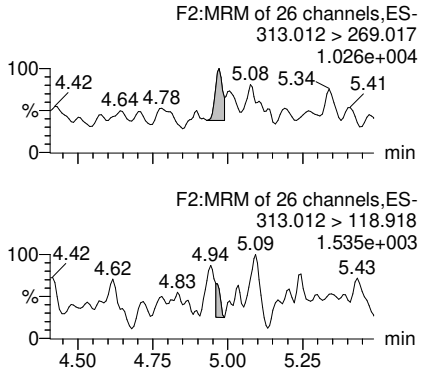

PFHpA

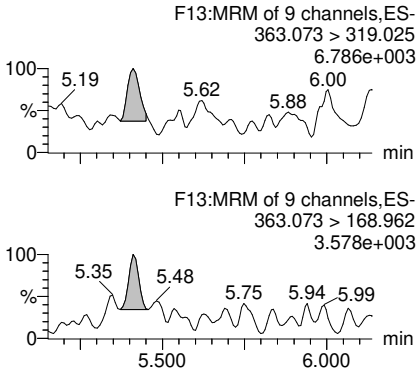

PFOA-I

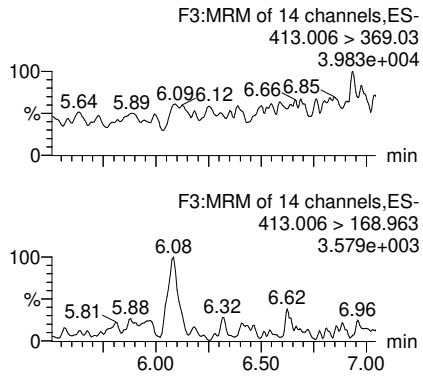

PFOA-II

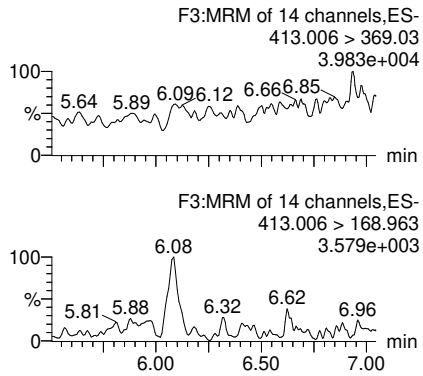

PFOA-III

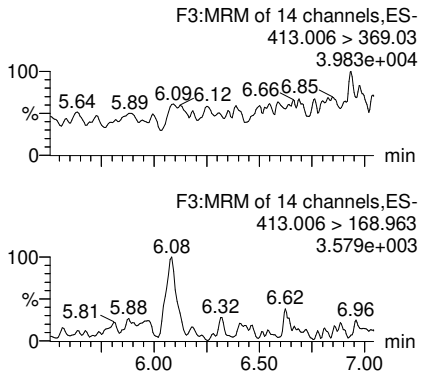

PFOA-IV

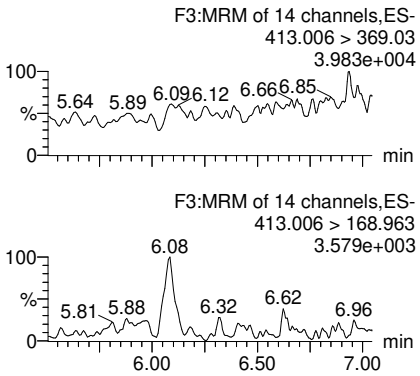

PV by TCH, SV by hh 10-Jun-21 Conc. & LOD unit = ng

Quantify Sample Report **MassLynx MassLynx V4.1 SCN909**
SGS Axys Analytical Services, Ltd.

Dataset: G:\Masslynx\Inst_L\PFAS\quanfile\FC1L_080-a6.qld

Last Altered: Wednesday, June 09, 2021 15:38:41 Pacific Daylight Time
Printed: Thursday, June 10, 2021 10:12:56 Pacific Daylight Time

ID: FC046(0)-SUR,, /01, Name: FC1L_080S25, Description: 1,,2uL, Date: 22-Feb-2021, Time: 14:10:03

PFOA-SUM

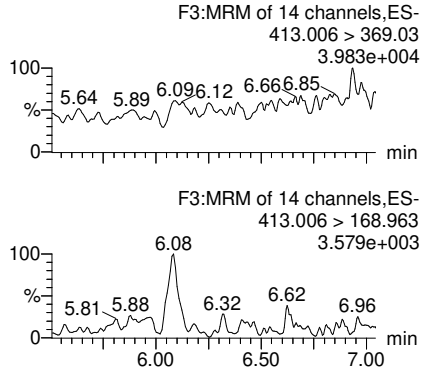

PFOA

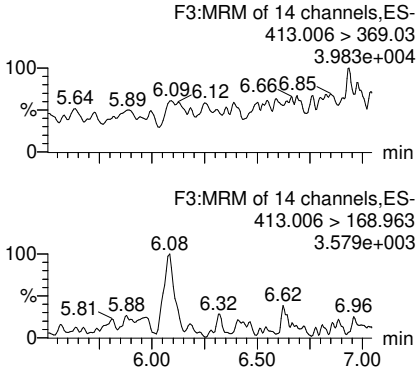

PFNA-I

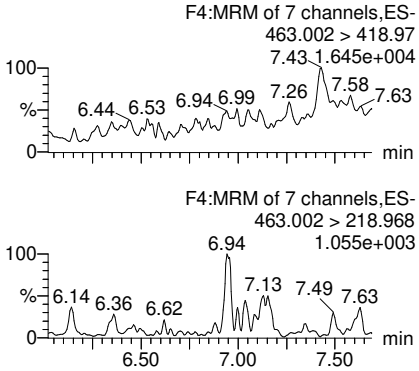

PFNA-II

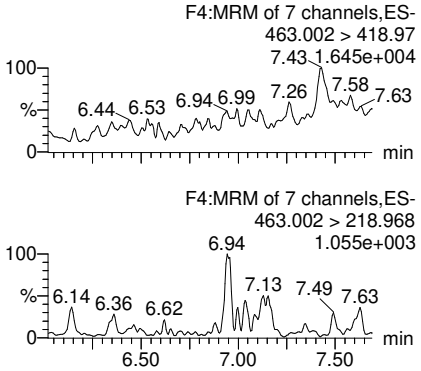

PFNA-III

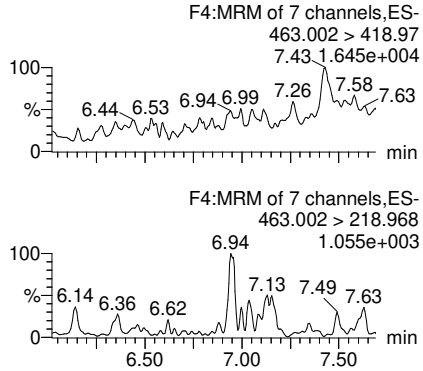

PFNA-SUM

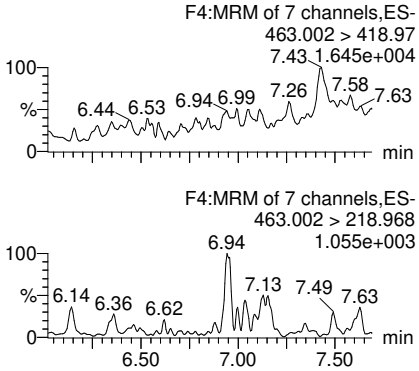

PFNA

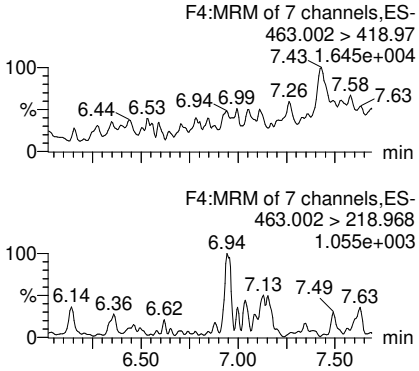

PFDA

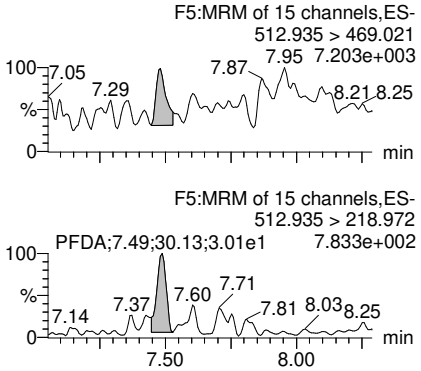

PV by TCH, SV by hh 10-Jun-21 Conc. & LOD unit = ng

Quantify Sample Report **MassLynx MassLynx V4.1 SCN909**
SGS Axys Analytical Services, Ltd.

Dataset: G:\Masslynx\Inst_L\PFAS\quanfile\FC1L_080-a6.qld

Last Altered: Wednesday, June 09, 2021 15:38:41 Pacific Daylight Time
Printed: Thursday, June 10, 2021 10:12:56 Pacific Daylight Time

ID: FC046(0)-SUR,, /01, Name: FC1L_080S25, Description: 1,,2uL, Date: 22-Feb-2021, Time: 14:10:03

PFUnA

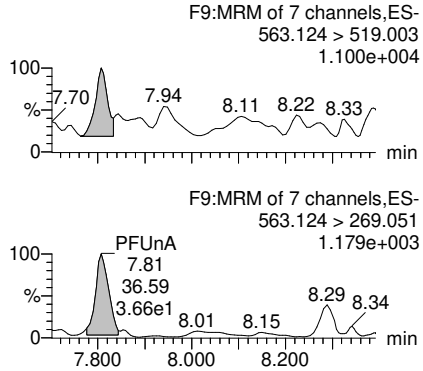

PFDoA

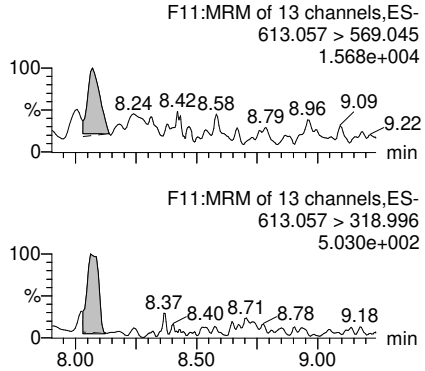

PFTrDA

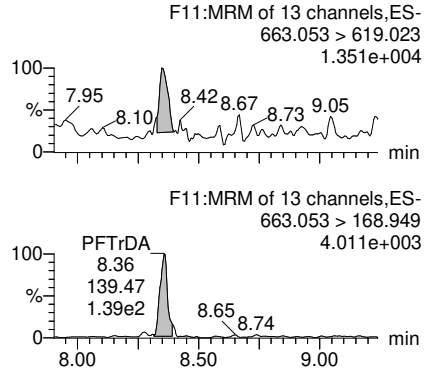

PFTeDA

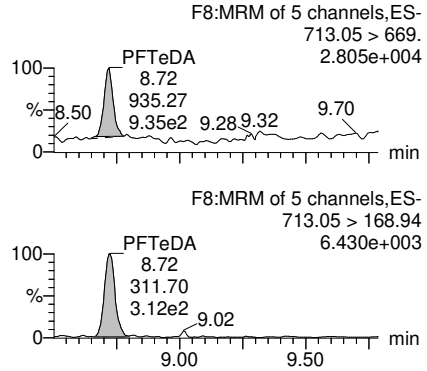

PFBS

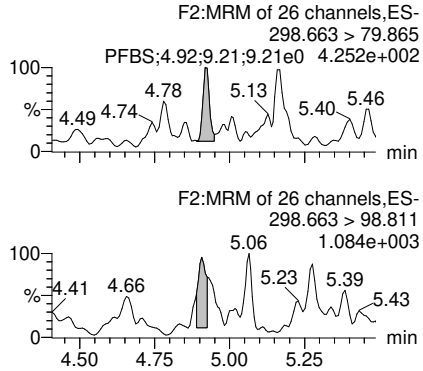

PFPeS

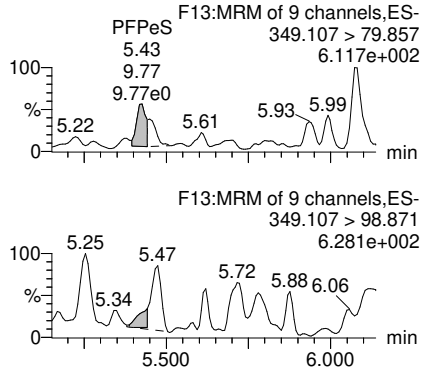

PFHxS-I

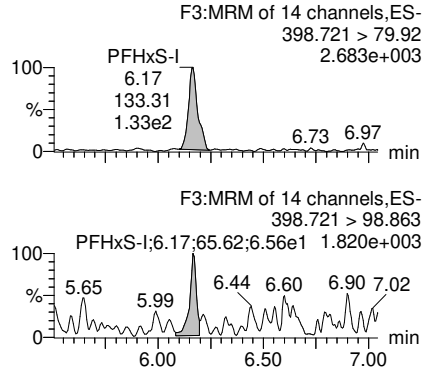

PFHxS-II

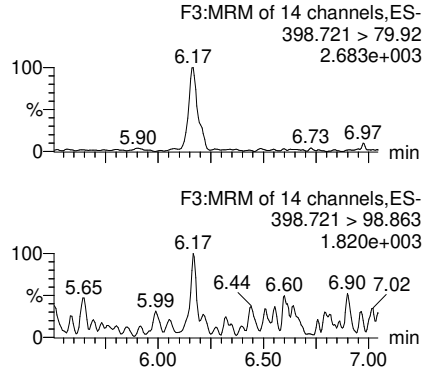

PV by TCH, SV by hh 10-Jun-21 Conc. & LOD unit = ng

Quantify Sample Report **MassLynx MassLynx V4.1 SCN909**
SGS Axys Analytical Services, Ltd.

Dataset: G:\Masslynx\Inst_L\PFAS\quanfile\FC1L_080-a6.qld

Last Altered: Wednesday, June 09, 2021 15:38:41 Pacific Daylight Time
Printed: Thursday, June 10, 2021 10:12:56 Pacific Daylight Time

ID: FC046(0)-SUR,, /01, Name: FC1L_080S25, Description: 1,,2uL, Date: 22-Feb-2021, Time: 14:10:03

PFHxS-III

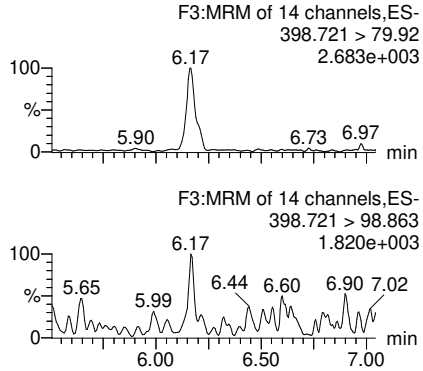

PFHxS-SUM

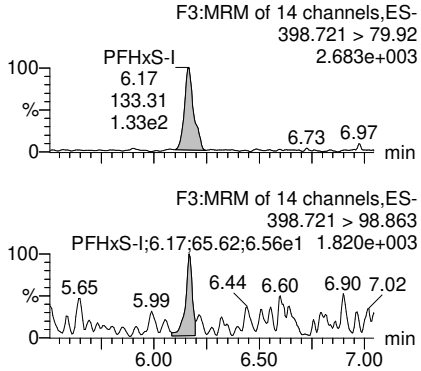

PFHxS

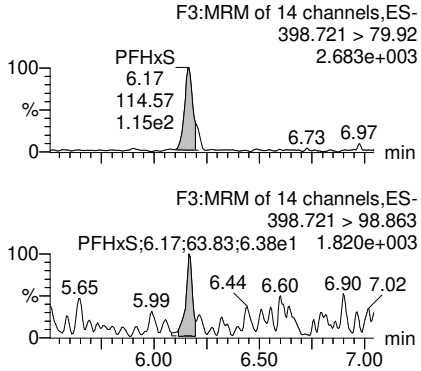

PFHpS

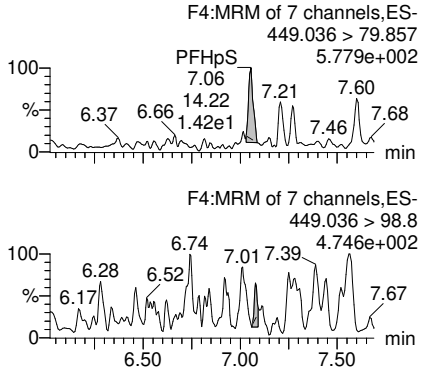

PFOS-I

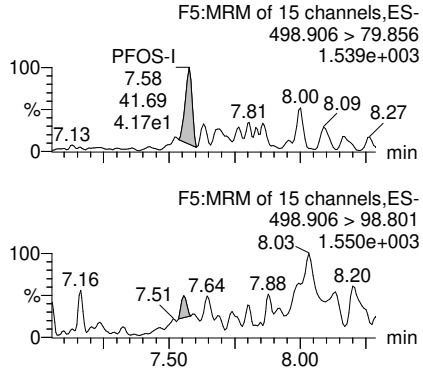

PFOS-II

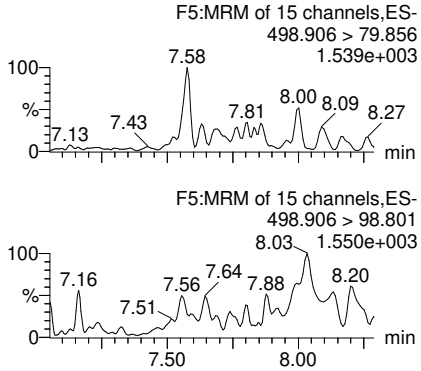

PFOS-III

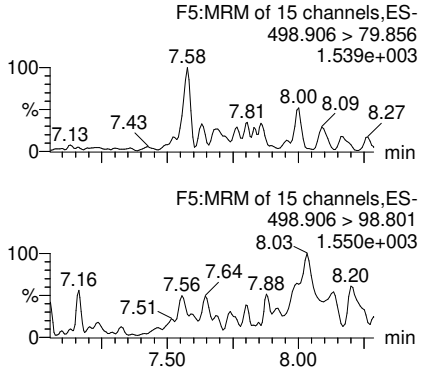

PFOS-IV

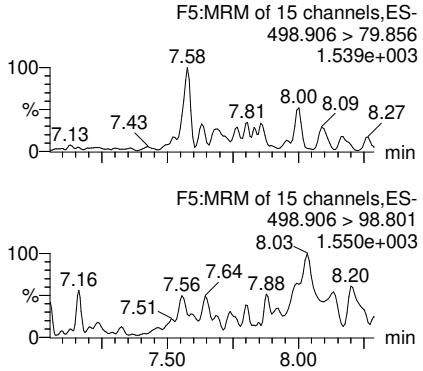

PV by TCH, SV by hh 10-Jun-21 Conc. & LOD unit = ng

Quantify Sample Report **MassLynx MassLynx V4.1 SCN909**
SGS Axys Analytical Services, Ltd.

Dataset: G:\Masslynx\Inst_L\PFAS\quanfile\FC1L_080-a6.qld

Last Altered: Wednesday, June 09, 2021 15:38:41 Pacific Daylight Time
Printed: Thursday, June 10, 2021 10:12:56 Pacific Daylight Time

ID: FC046(0)-SUR,, /01, Name: FC1L_080S25, Description: 1,,2uL, Date: 22-Feb-2021, Time: 14:10:03

PFOS-SUM

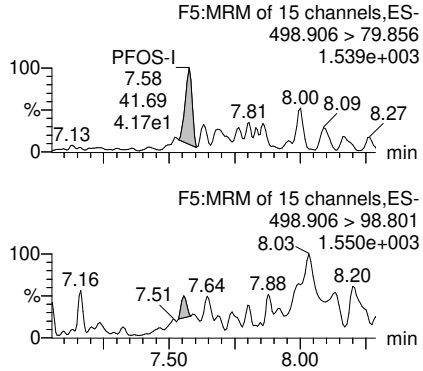

PFOS

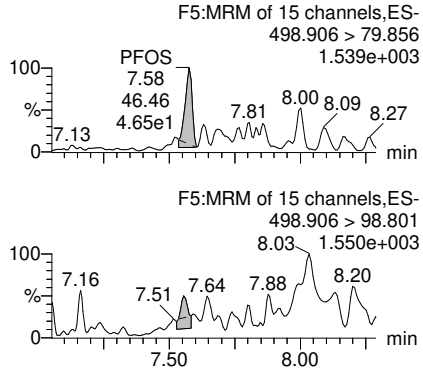

PFNS

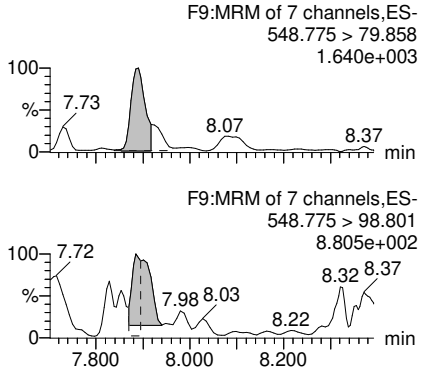

PFDS

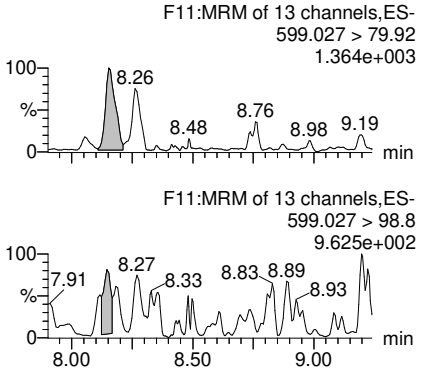

PFDoS

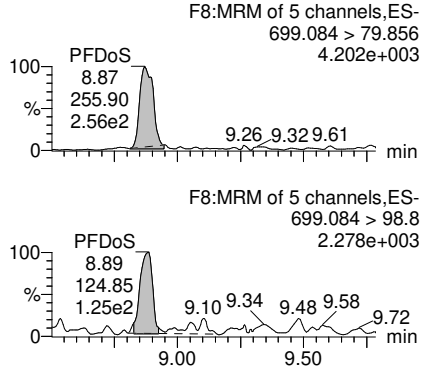

4:2 FTS

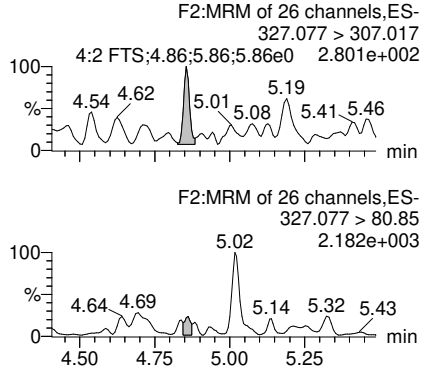

6:2 FTS

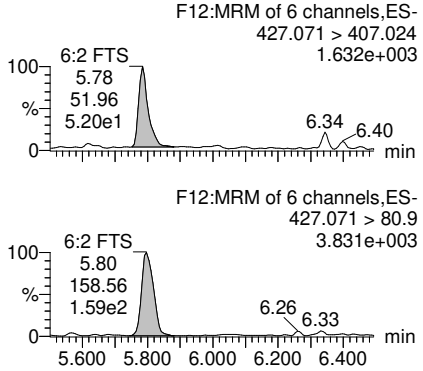

8:2 FTS

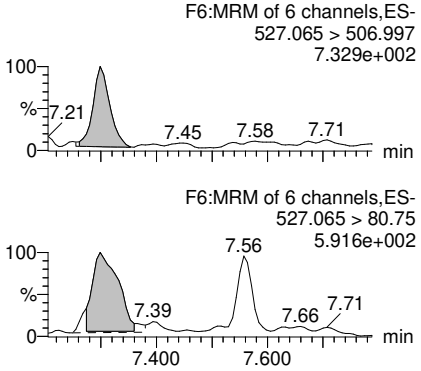

PV by TCH, SV by hh 10-Jun-21 Conc. & LOD unit = ng

Quantify Sample Report **MassLynx MassLynx V4.1 SCN909**
SGS Axys Analytical Services, Ltd.

Dataset: G:\Masslynx\Inst_L\PFAS\quanfile\FC1L_080-a6.qld

Last Altered: Wednesday, June 09, 2021 15:38:41 Pacific Daylight Time
Printed: Thursday, June 10, 2021 10:12:56 Pacific Daylight Time

ID: FC046(0)-SUR,, /01, Name: FC1L_080S25, Description: 1,,2uL, Date: 22-Feb-2021, Time: 14:10:03

PFOSA-I

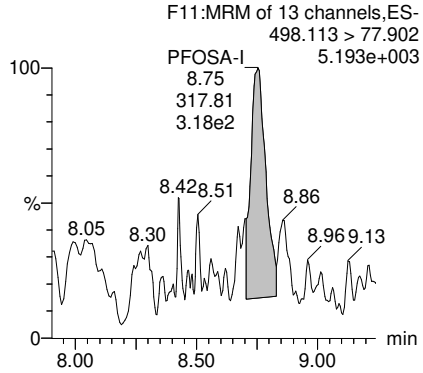

PFOSA-II

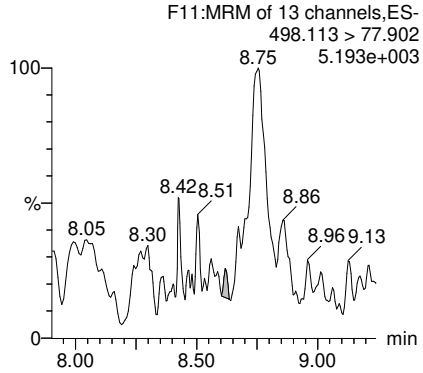

PFOSA-SUM

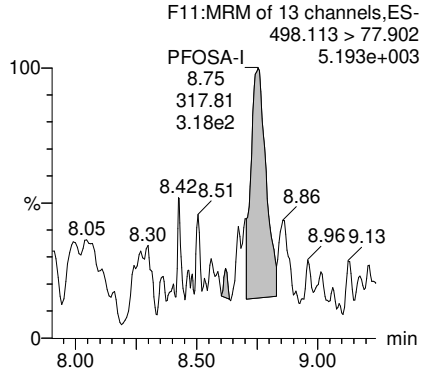

PFOSA

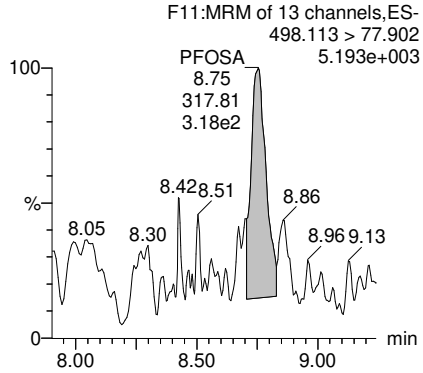

N-MeFOSA-I

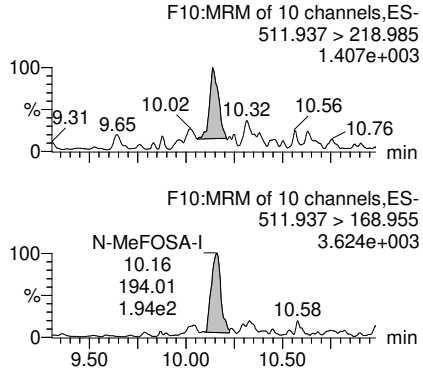

N-MeFOSA-II

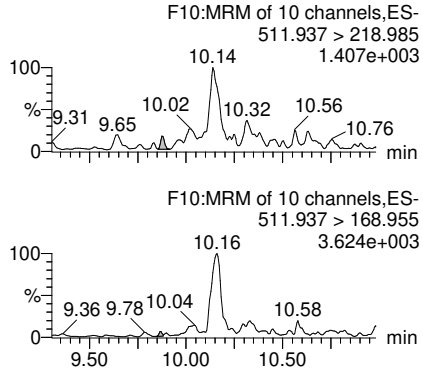

N-MeFOSA-SUM

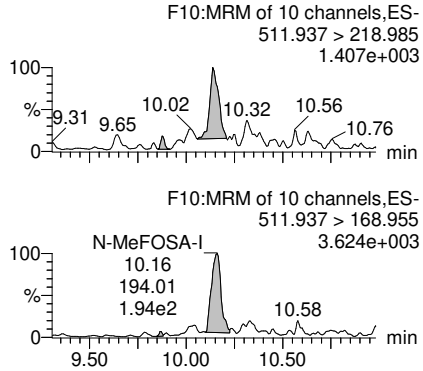

N-MeFOSA

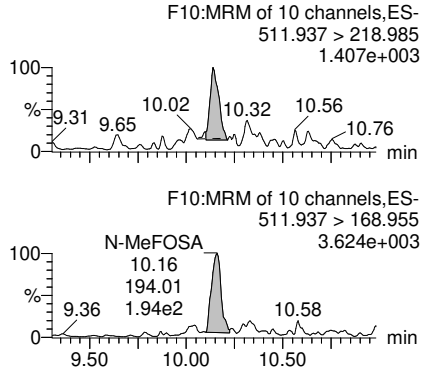

PV by TCH, SV by hh 10-Jun-21 Conc. & LOD unit = ng

Quantify Sample Report **MassLynx MassLynx V4.1 SCN909**
SGS Axys Analytical Services, Ltd.

Dataset: G:\Masslynx\Inst_L\PFAS\quanfile\FC1L_080-a6.qld

Last Altered: Wednesday, June 09, 2021 15:38:41 Pacific Daylight Time
Printed: Thursday, June 10, 2021 10:12:56 Pacific Daylight Time

ID: FC046(0)-SUR,, /01, Name: FC1L_080S25, Description: 1,,2uL, Date: 22-Feb-2021, Time: 14:10:03

N-EtFOSA-I

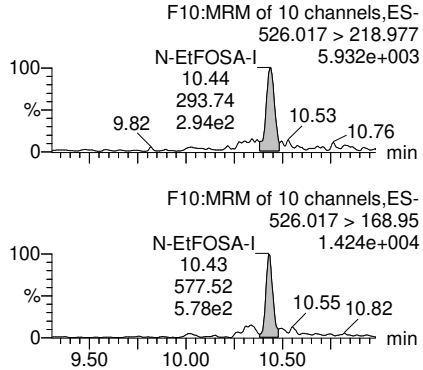

N-EtFOSA-II

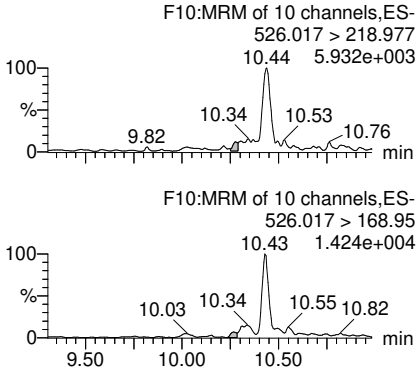

N-EtFOSA-SUM

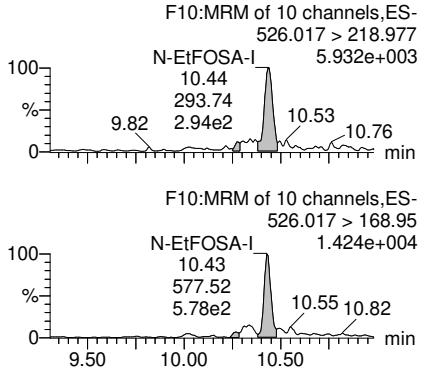

N-EtFOSA

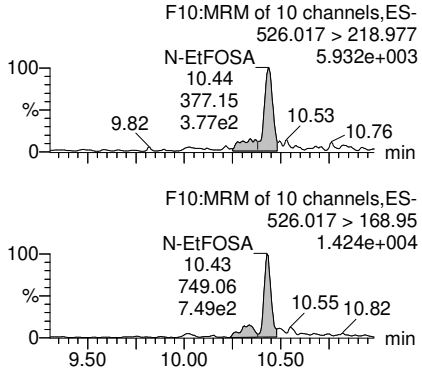

MeFOSAA-I

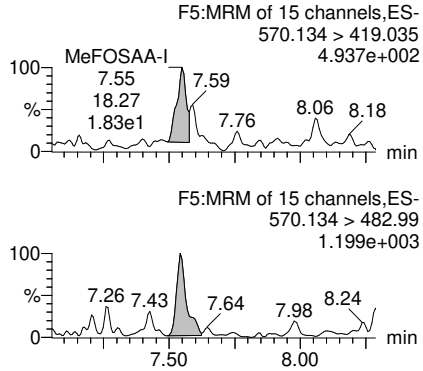

MeFOSAA-II

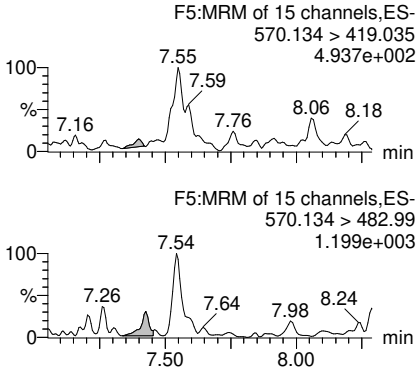

MeFOSAA-III

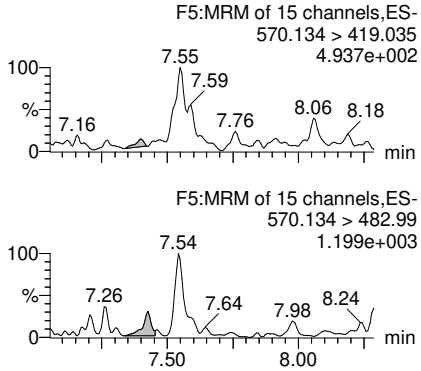

MeFOSAA-SUM

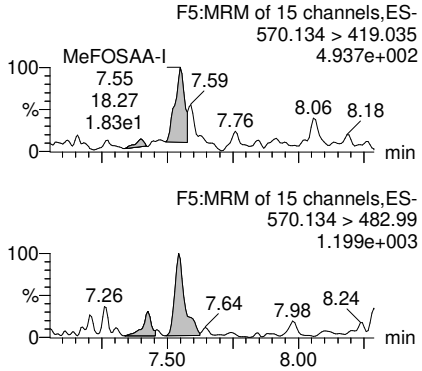

PV by TCH, SV by hh 10-Jun-21 Conc. & LOD unit = ng

Quantify Sample Report **MassLynx MassLynx V4.1 SCN909**
SGS Axys Analytical Services, Ltd.

Dataset: G:\Masslynx\Inst_L\PFAS\quanfile\FC1L_080-a6.qld

Last Altered: Wednesday, June 09, 2021 15:38:41 Pacific Daylight Time
Printed: Thursday, June 10, 2021 10:12:56 Pacific Daylight Time

ID: FC046(0)-SUR,, /01, Name: FC1L_080S25, Description: 1,,2uL, Date: 22-Feb-2021, Time: 14:10:03

MeFOSAA

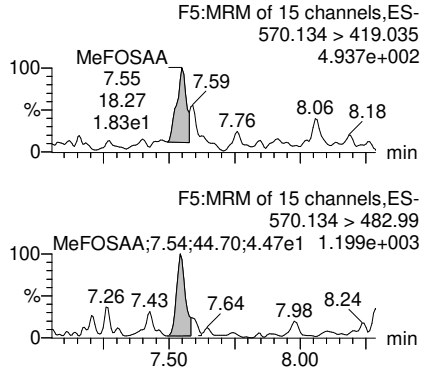

EtFOSAA-I

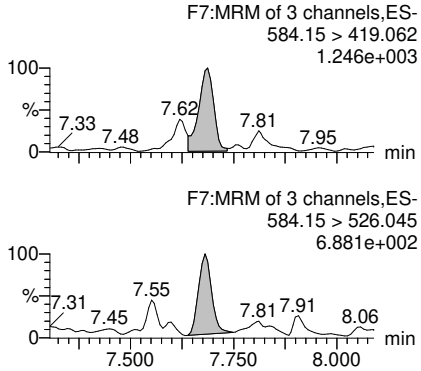

EtFOSAA-II

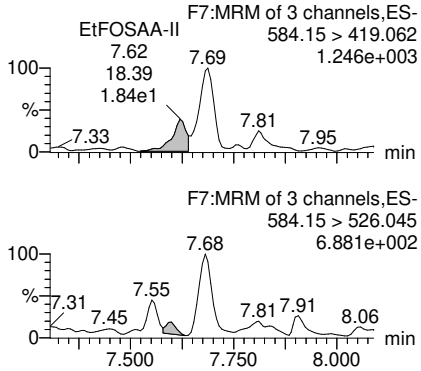

EtFOSAA-III

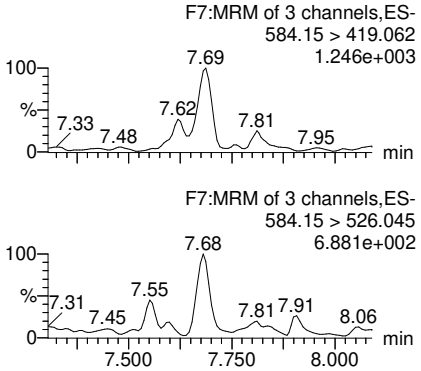

EtFOSAA-SUM

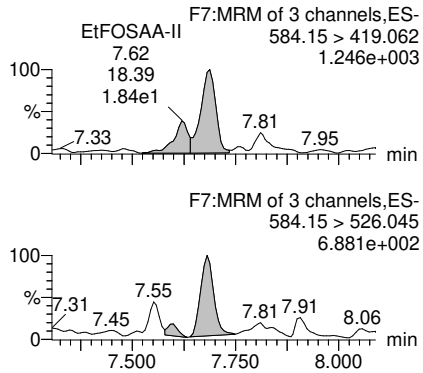

EtFOSAA

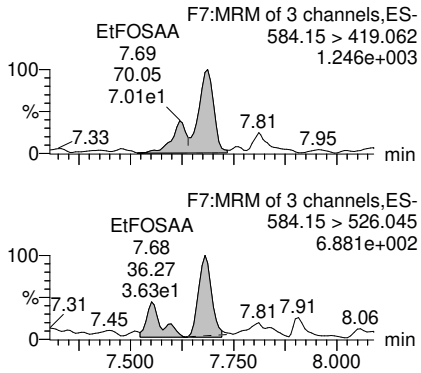

N-MeFOSE-I

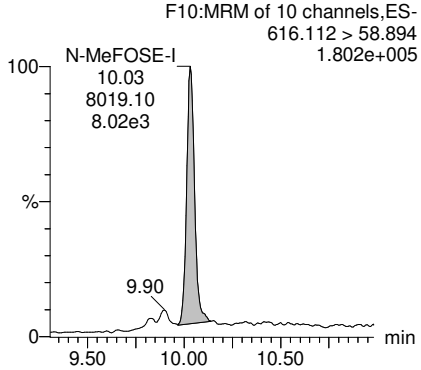

N-MeFOSE-II

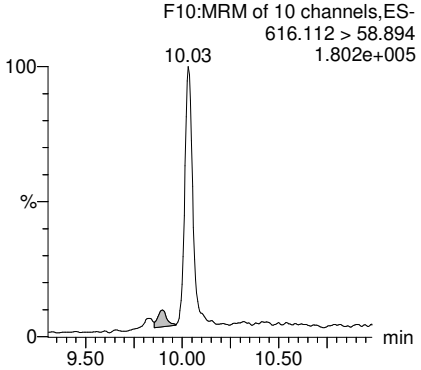

PV by TCH, SV by hh 10-Jun-21 Conc. & LOD unit = ng

Quantify Sample Report **MassLynx MassLynx V4.1 SCN909**
SGS Axys Analytical Services, Ltd.

Dataset: G:\Masslynx\Inst_L\PFAS\quanfile\FC1L_080-a6.qld

Last Altered: Wednesday, June 09, 2021 15:38:41 Pacific Daylight Time
Printed: Thursday, June 10, 2021 10:12:56 Pacific Daylight Time

ID: FC046(0)-SUR,, /01, Name: FC1L_080S25, Description: 1,,2uL, Date: 22-Feb-2021, Time: 14:10:03

N-MeFOSE-III

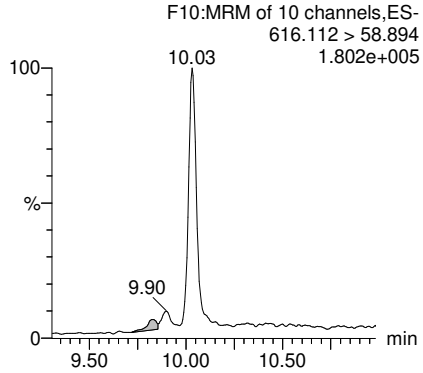

N-MeFOSE-SUM

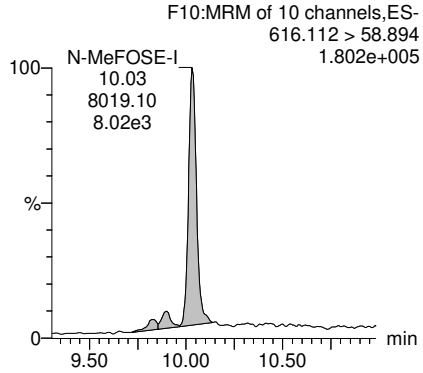

N-MeFOSE

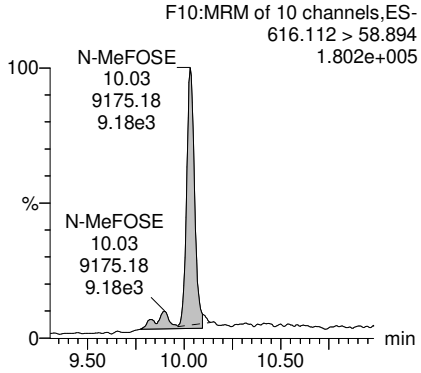

N-EtFOSE-I

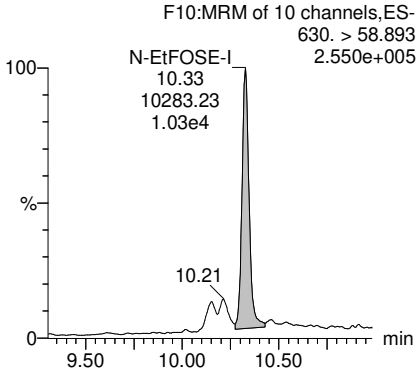

N-EtFOSE-II

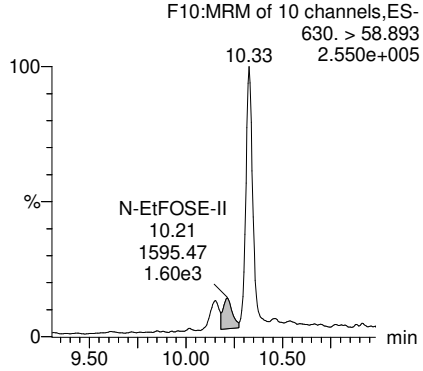

N-EtFOSE-III

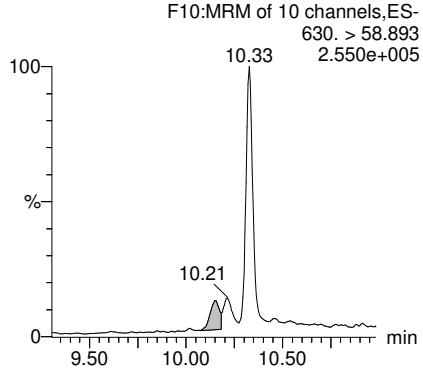

N-EtFOSE-SUM

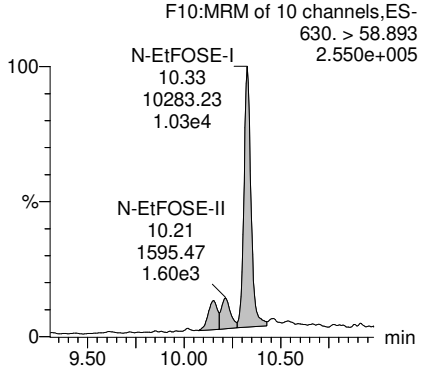

N-EtFOSE

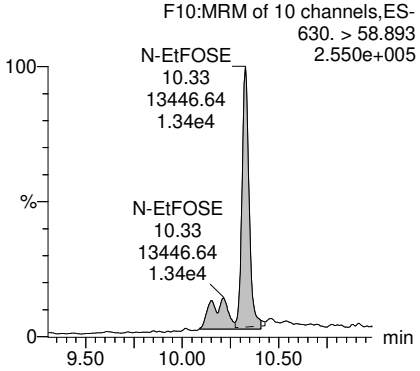

PV by TCH, SV by hh 10-Jun-21 Conc. & LOD unit = ng

Quantify Sample Report **MassLynx MassLynx V4.1 SCN909**
SGS Axys Analytical Services, Ltd.

Dataset: G:\Masslynx\Inst_L\PFAS\quanfile\FC1L_080-a6.qld

Last Altered: Wednesday, June 09, 2021 15:38:41 Pacific Daylight Time
Printed: Thursday, June 10, 2021 10:12:56 Pacific Daylight Time

ID: FC046(0)-SUR,, /01, Name: FC1L_080S25, Description: 1,,2uL, Date: 22-Feb-2021, Time: 14:10:03

HFPO-DA

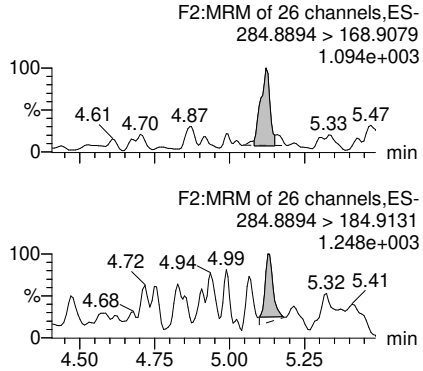

ADONA

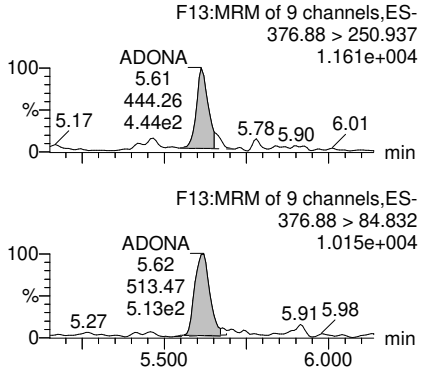

9Cl-PF3ONS

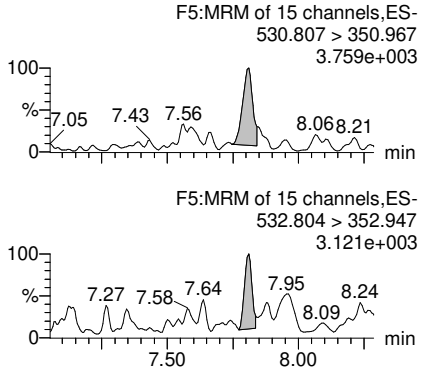

11Cl-PF3OUdS

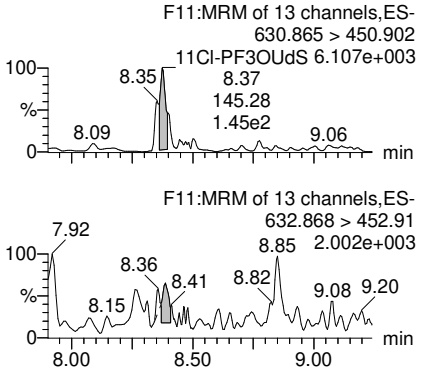

3:3 FTCA

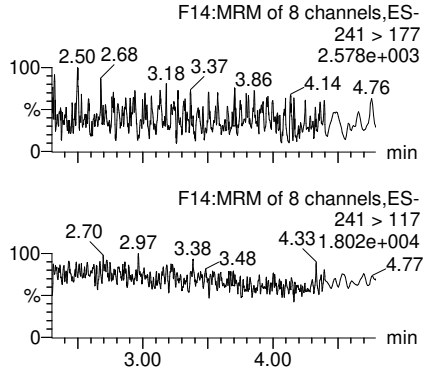

5:3 FTCA

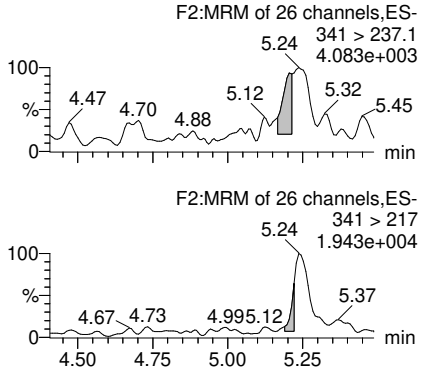

7:3 FTCA

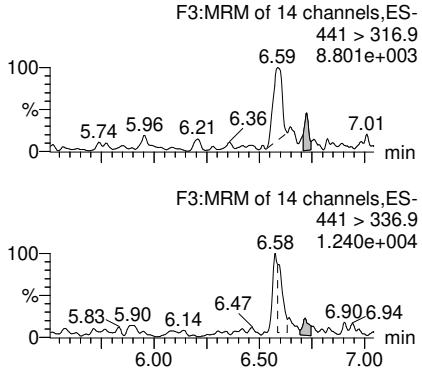

PFEESA

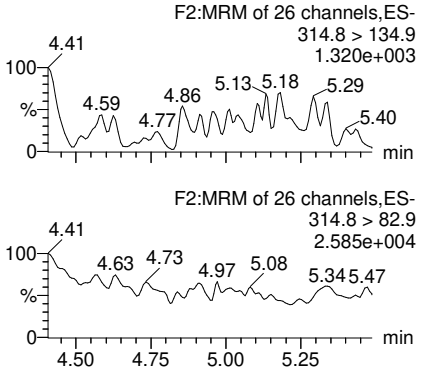

PV by TCH, SV by hh 10-Jun-21 Conc. & LOD unit = ng

Quantify Sample Report **MassLynx MassLynx V4.1 SCN909**
SGS Axys Analytical Services, Ltd.

Dataset: G:\Masslynx\Inst_L\PFAS\quanfile\FC1L_080-a6.qld

Last Altered: Wednesday, June 09, 2021 15:38:41 Pacific Daylight Time
Printed: Thursday, June 10, 2021 10:12:56 Pacific Daylight Time

ID: FC046(0)-SUR,, /01, Name: FC1L_080S25, Description: 1,,2uL, Date: 22-Feb-2021, Time: 14:10:03

PFMPA

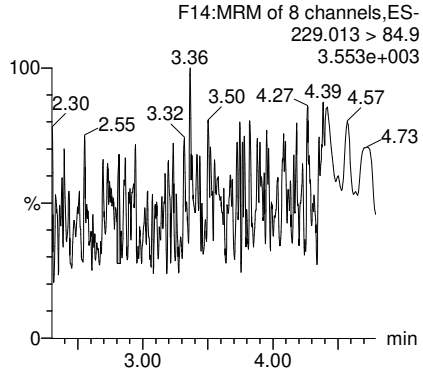

PFMBA

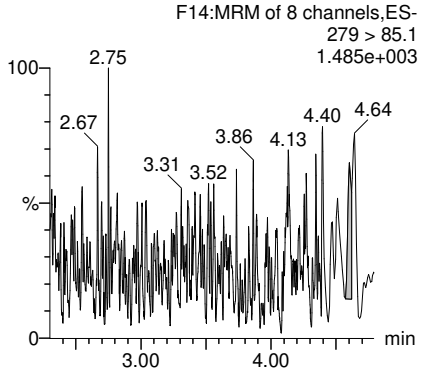

NFDHA

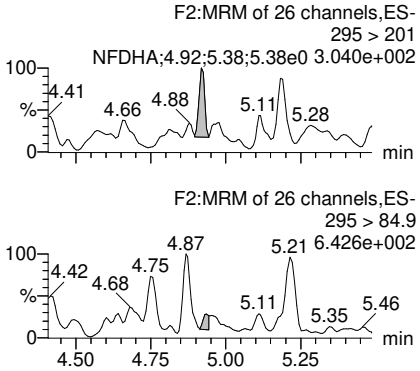

13C4-PFBA

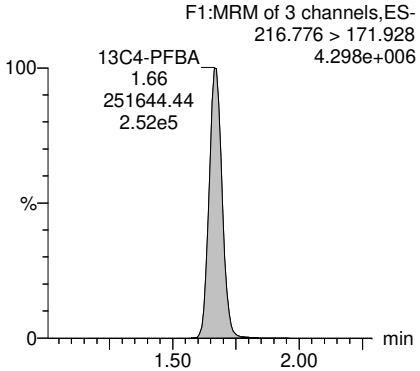

13C5-PFPeA

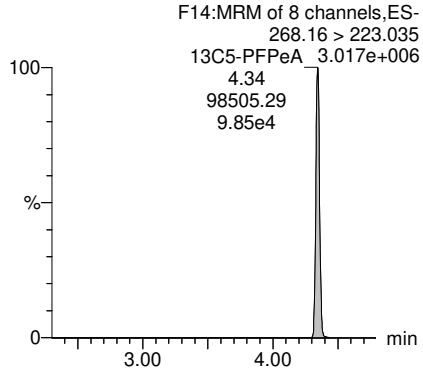

13C5-PFHxA

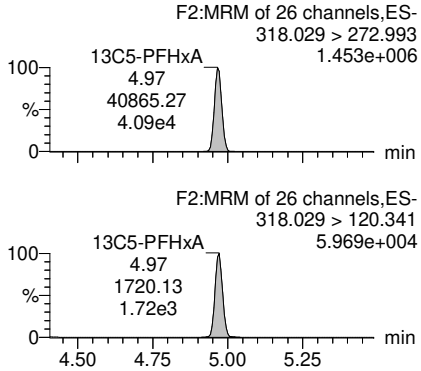

13C4-PFHpA

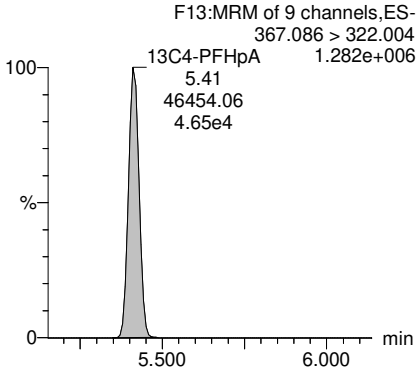

13C8-PFOA

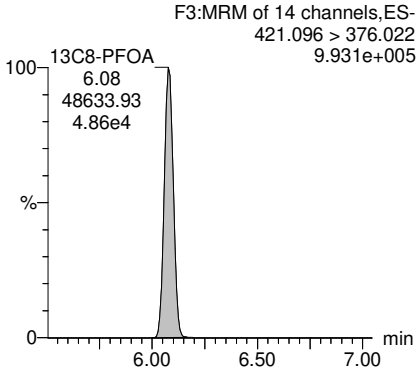

PV by TCH, SV by hh 10-Jun-21 Conc. & LOD unit = ng

Quantify Sample Report **MassLynx MassLynx V4.1 SCN909**
SGS Axys Analytical Services, Ltd.

Dataset: G:\Masslynx\Inst_L\PFAS\quanfile\FC1L_080-a6.qld

Last Altered: Wednesday, June 09, 2021 15:38:41 Pacific Daylight Time
Printed: Thursday, June 10, 2021 10:12:56 Pacific Daylight Time

ID: FC046(0)-SUR,, /01, Name: FC1L_080S25, Description: 1,,2uL, Date: 22-Feb-2021, Time: 14:10:03

13C9-PFNA

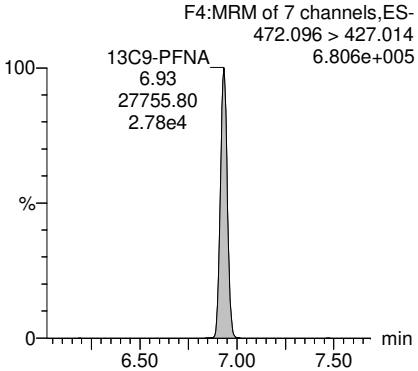

13C6-PFDA

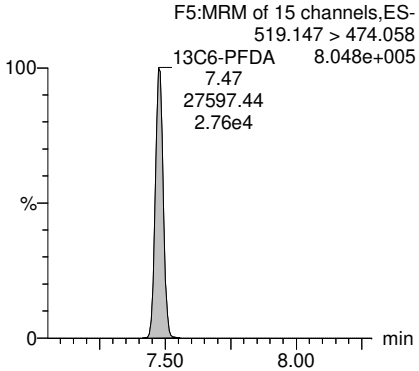

13C7-PFUnA

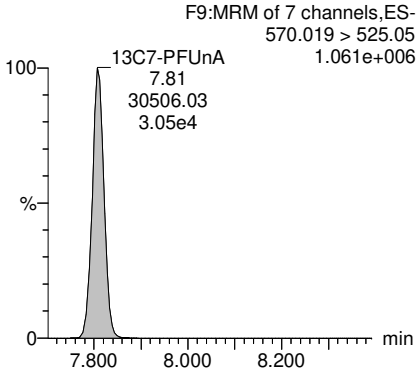

13C2-PFDoA

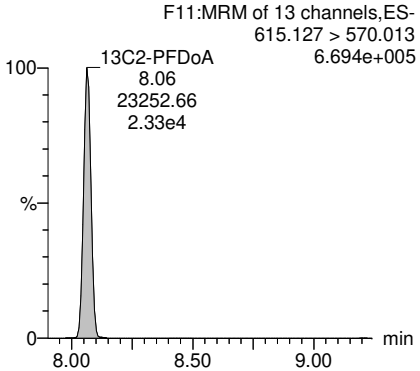

13C2-PFTeDA

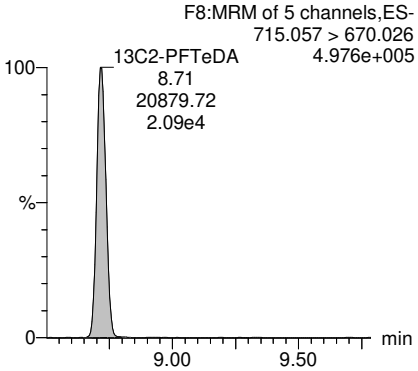

13C3-PFBS

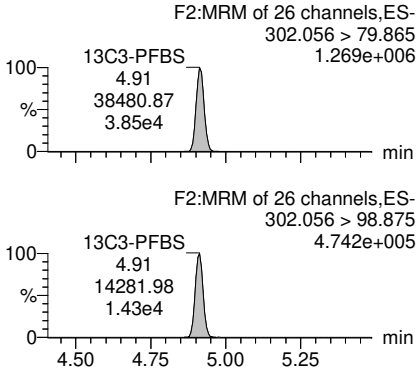

13C3-PFHxS

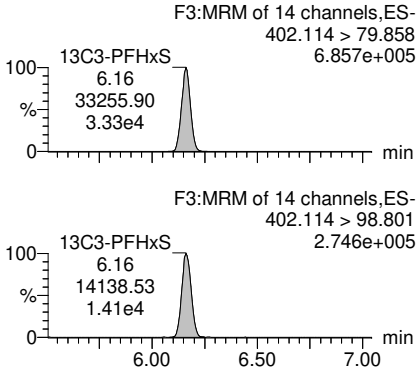

13C8-PFOS

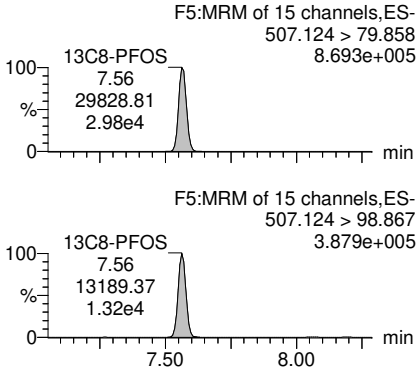

PV by TCH, SV by hh 10-Jun-21 Conc. & LOD unit = ng

Quantify Sample Report **MassLynx MassLynx V4.1 SCN909**
SGS Axys Analytical Services, Ltd.

Dataset: G:\Masslynx\Inst_L\PFAS\quanfile\FC1L_080-a6.qld

Last Altered: Wednesday, June 09, 2021 15:38:41 Pacific Daylight Time
Printed: Thursday, June 10, 2021 10:12:56 Pacific Daylight Time

ID: FC046(0)-SUR,, /01, Name: FC1L_080S25, Description: 1,,2uL, Date: 22-Feb-2021, Time: 14:10:03

13C2-4:2 FTS

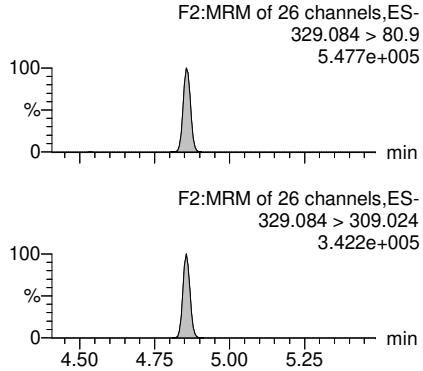

13C2-6:2 FTS

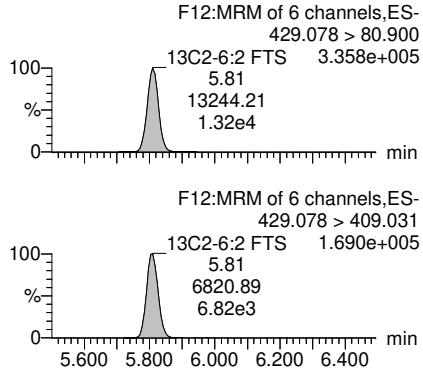

13C2-8:2 FTS

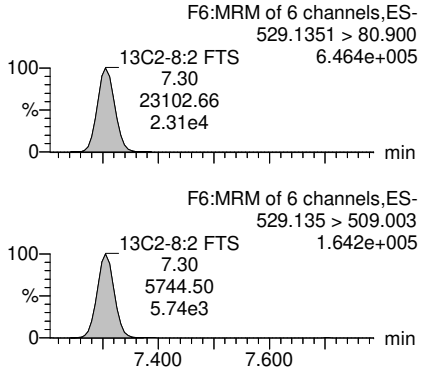

13C8-PFOSA

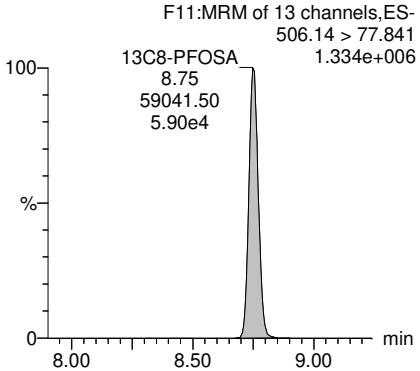

D3-N-MeFOSA

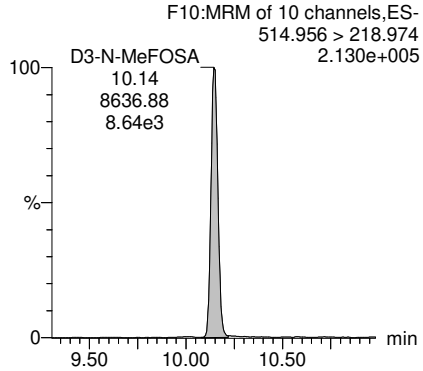

D5-N-EtFOSA

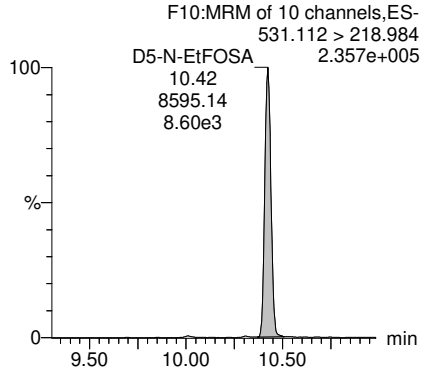

D3-MeFOSAA

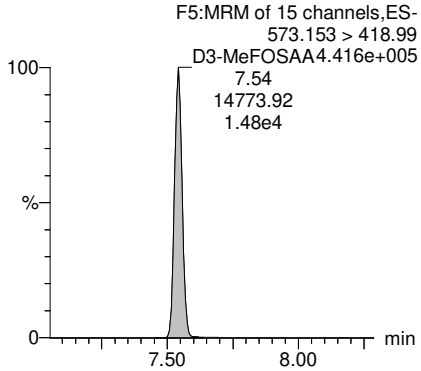

D5-EtFOSAA

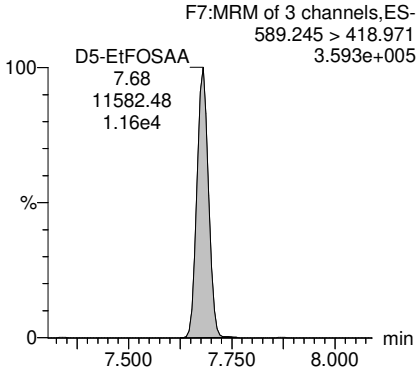

PV by TCH, SV by hh 10-Jun-21 Conc. & LOD unit = ng

Quantify Sample Report **MassLynx MassLynx V4.1 SCN909**
SGS Axys Analytical Services, Ltd.

Dataset: G:\Masslynx\Inst_L\PFAS\quanfile\FC1L_080-a6.qld

Last Altered: Wednesday, June 09, 2021 15:38:41 Pacific Daylight Time
Printed: Thursday, June 10, 2021 10:12:56 Pacific Daylight Time

ID: FC046(0)-SUR,, /01, Name: FC1L_080S25, Description: 1,,2uL, Date: 22-Feb-2021, Time: 14:10:03

D7-N-MeFOSE

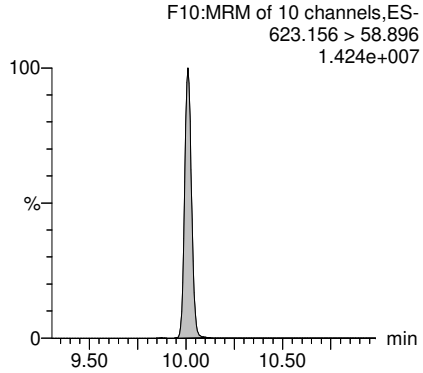

D9-N-EtFOSE

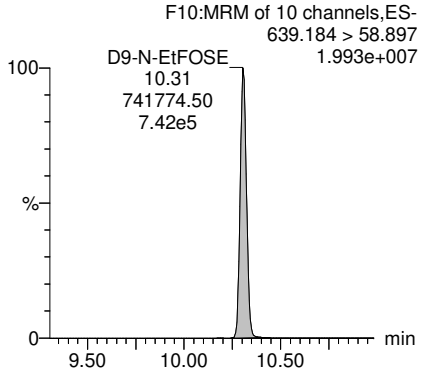

13C3-HFPO-DA

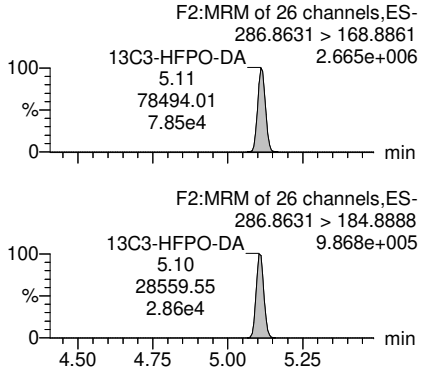

13C3-PFBA

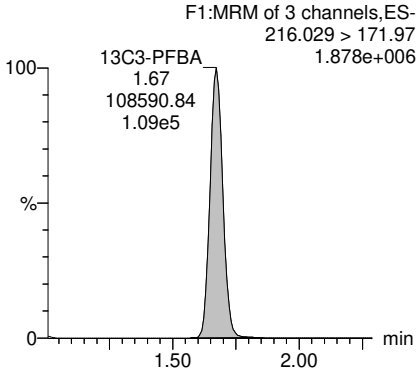

13C2-PFHxA

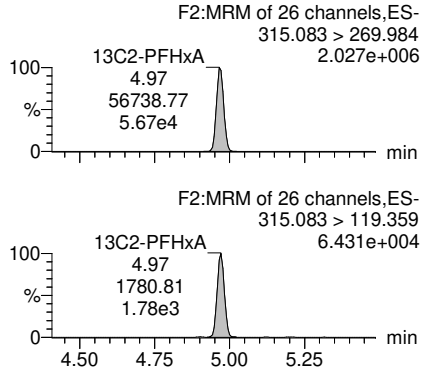

13C4-PFOA

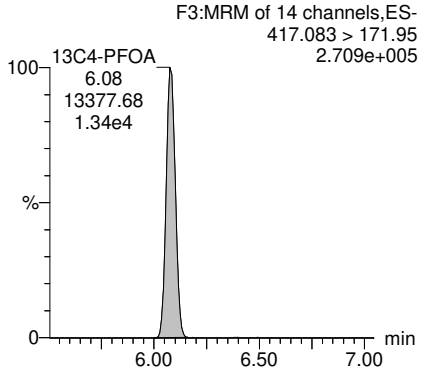

13C5-PFNA

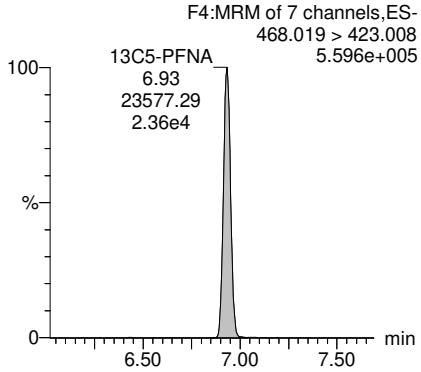

13C2-PFDA

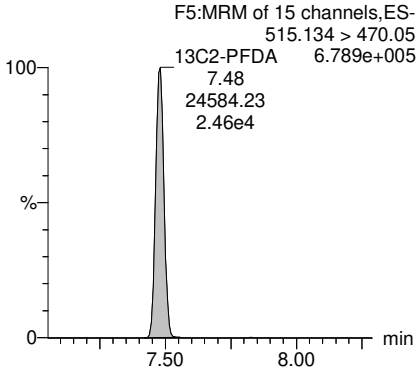

PV by TCH, SV by hh 10-Jun-21 Conc. & LOD unit = ng

Quantify Sample Report **MassLynx MassLynx V4.1 SCN909**
SGS Axys Analytical Services, Ltd.

Dataset: G:\Masslynx\Inst_L\PFAS\quanfile\FC1L_080-a6.qld

Last Altered: Wednesday, June 09, 2021 15:38:41 Pacific Daylight Time
Printed: Thursday, June 10, 2021 10:12:56 Pacific Daylight Time

ID: FC046(0)-SUR,, /01, Name: FC1L_080S25, Description: 1,,2uL, Date: 22-Feb-2021, Time: 14:10:03

18O2-PFHxS

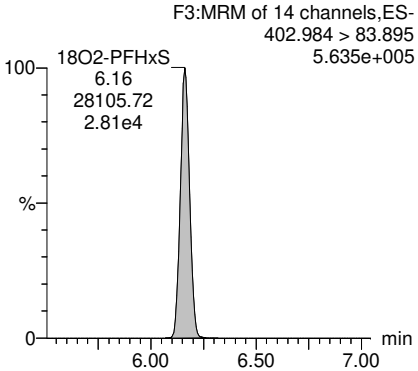

13C4-PFOS

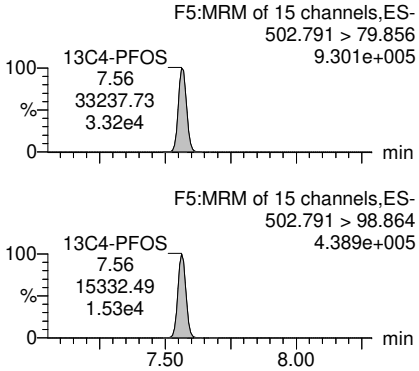

13C2-D4-6:2 FTS

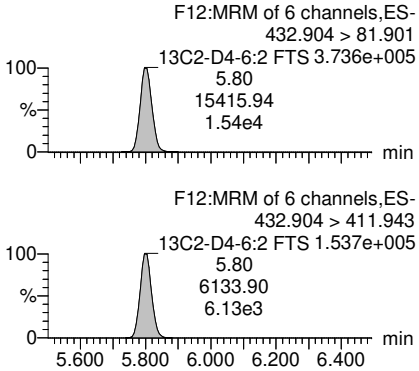

PV by TCH, SV by hh 10-Jun-21 Conc. & LOD unit = ng

Quantify Sample Report **MassLynx MassLynx V4.1 SCN909**
SGS Axys Analytical Services, Ltd.

Dataset: G:\Masslynx\Inst_L\PFAS\quanfile\FC1L_080-a6.qld

Last Altered: Wednesday, June 09, 2021 15:38:41 Pacific Daylight Time
Printed: Thursday, June 10, 2021 10:12:56 Pacific Daylight Time

ID: FC046(0)-SUR,, /01, Name: FC1L_080S25, Description: 1,,2uL, Date: 22-Feb-2021, Time: 14:10:03

#	IS#	Name	RT	Area	IS Area	Std. Conc	Conc.	LOD	%Rec	Ratio (Pred)	Ratio	Ratio Fail(Y/N)	S/N	Noise	IS Height	Sample size	F2	Flags
1	84	PFBA	1.66	351	251644		0.056	0.0543					3	1950	4295408	1.000	0.0	MM
2	85	PFPeA	4.34	472	98505		0.079	0.0358					7	2175	3016194	1.000	0.0	MM
3	86	PFHxA	4.97	173	40865		0.040	0.0238		4.85	17.00	YES	5	1222	1452091	1.000	0.0	MM
4	87	PFHpA	5.41	180	46454		0.035	0.0179		2.16	2.19	NO	5	840	1281845	1.000	0.0	MM
5	88	PFOA-I			48634			0.1011		1.96				4892	992445	1.000	0.0	
6	88	PFOA-II			48634			0.1011		0.00				4892	992445	1.000	0.0	
7	88	PFOA-III			48634			0.1011		0.00				4892	992445	1.000	0.0	
8	88	PFOA-IV			48634			0.1011		0.00				4892	992445	1.000	0.0	
9		PFOA-SUM		0	48634									4892	992445	1.000	0.0	
10	88	PFOA			48634			0.1011		1.96				4892	992445	1.000	0.0	
11	89	PFNA-I			27756			0.0364		2.85				1692	680401	1.000	0.0	
12	89	PFNA-II			27756			0.0364		0.00				1692	680401	1.000	0.0	
13	89	PFNA-III			27756			0.0364		0.00				1692	680401	1.000	0.0	
14		PFNA-SUM		0	27756									1692	680401	1.000	0.0	
15	89	PFNA			27756			0.0364		2.85				1692	680401	1.000	0.0	
16	90	PFDA	7.48	210	27597		0.045	0.0244		3.07	6.96	YES	4	1095	804537	1.000	0.0	MM
17	91	PFUnA	7.81	269	30506		0.058	0.0170		4.31	7.34	YES	10	919	1060832	1.000	0.0	MM
18	92	PFDoA	8.07	707	23253		0.142	0.0228		7.42	26.65	YES	11	1091	669214	1.000	0.0	MM
19	Multi	PFTrDA	8.35	411	22066		0.111	0.0354		3.08	2.95	NO	9	1143	583279	1.000	0.0	MM
20	93	PFTeDA	8.72	935	20880		0.300	0.0340		2.82	3.00	NO	27	841	497344	1.000	0.0	MM
21	94	PFBS	4.92	9	38481		0.002	0.0016		2.59	0.36	YES	5	77	1268460	1.000	0.0	MM
22	95	PFPeS	5.43	10	33256		0.003	0.0022		2.24	2.09	NO	6	51	685424	1.000	0.0	MM
23	95	PFHxS-I	6.17	133	33256		0.034	0.0021		2.37	2.03	NO	47	56	685424	1.000	0.0	bb
24	95	PFHxS-II			33256			0.0021		3.26				56	685424	1.000	0.0	
25	95	PFHxS-III			33256			0.0021		2.72				56	685424	1.000	0.0	
26		PFHxS-SUM		133	33256		0.034	0.0021						56	685424	1.000	0.0	
27	95	PFHxS	6.17	115	33256		0.029	0.0021		2.40	1.79	NO	47	56	685424	1.000	0.0	MM
28	96	PFHpS	7.06	14	29829		0.004	0.0026		2.12	3.22	YES	6	80	868932	1.000	0.0	MM
29	96	PFOS-I	7.58	42	29829		0.011	0.0027		2.42	4.24	YES	15	96	868932	1.000	0.0	bb
30	96	PFOS-II			29829			0.0027		2.75				96	868932	1.000	0.0	
31	96	PFOS-III			29829			0.0027		8.19				96	868932	1.000	0.0	
32	96	PFOS-IV			29829			0.0027		2.14				96	868932	1.000	0.0	
33		PFOS-SUM		42	29829		0.011	0.0027						96	868932	1.000	0.0	
34	96	PFOS	7.58	46	29829		0.013	0.0027		2.54	2.26	NO	15	96	868932	1.000	0.0	MM
35	96	PFNS	7.89	55	29829		0.016	0.0010		2.36	1.67	NO	49	33	868932	1.000	0.0	MM
36	96	PFDS	8.15	63	29829		0.019	0.0018		2.36	2.45	NO	23	58	868932	1.000	0.0	dd

PV by TCH, SV by hh 10-Jun-21 Conc. & LOD unit = ng

Quantify Sample Report **MassLynx MassLynx V4.1 SCN909**
SGS Axys Analytical Services, Ltd.

Dataset: G:\Masslynx\Inst_L\PFAS\quanfile\FC1L_080-a6.qld

Last Altered: Wednesday, June 09, 2021 15:38:41 Pacific Daylight Time
Printed: Thursday, June 10, 2021 10:12:56 Pacific Daylight Time

ID: FC046(0)-SUR,, /01, Name: FC1L_080S25, Description: 1,,2uL, Date: 22-Feb-2021, Time: 14:10:03

#	IS#	Name	RT	Area	IS Area	Std. Conc	Conc.	LOD	%Rec	Ratio (Pred)	Ratio	Ratio Fail(Y/N)	S/N	Noise	IS Height	Sample size	F2	Flags
37	96	PFDoS	8.87	256	29829		0.092	0.0028		2.24	2.05	NO	54	77	868932	1.000	0.0	MM
38	97	4:2 FTS	4.86	6	15449		0.016	0.0076		0.43	0.52	NO	8	33	547275	1.000	0.0	dd
39	98	6:2 FTS	5.78	52	13244		0.152	0.0137		0.44	0.33	NO	39	40	335724	1.000	0.0	bb
40	99	8:2 FTS	7.30	24	23103		0.078	0.0152		0.57	0.82	NO	16	44	646093	1.000	0.0	MM
41	100	PFOSA-I	8.75	318	59042		0.054	0.0152					7	670	1333585	1.000	0.0	dd
42	100	PFOSA-II	8.62	10	59042		0.002	0.0152					1	670	1333585	1.000	0.0	db
43		PFOSA-SUM		328	59042		0.056	0.0303						670	1333585	1.000	0.0	
44	100	PFOSA	8.75	318	59042		0.054	0.0152					7	670	1333585	1.000	0.0	dd
45	101	N-MeFOSA-I	10.14	63	8637		0.065	0.0061		0.55	0.32	NO	24	49	212845	1.000	0.0	bb
46	101	N-MeFOSA-II	9.88	5	8637		0.005	0.0061		1.14	1.41	NO	5	49	212845	1.000	0.0	db
47		N-MeFOSA-SUM		68	8637		0.070	0.0123						49	212845	1.000	0.0	
48	101	N-MeFOSA	10.14	63	8637		0.065	0.0061		0.53	0.32	NO	25	49	212845	1.000	0.0	MM
49	102	N-EtFOSA-I	10.44	294	8595		0.284	0.0154		0.55	0.51	NO	41	145	235108	1.000	0.0	dd
50	102	N-EtFOSA-II	10.27	18	8595		0.017	0.0154		1.28	0.60	YES	4	145	235108	1.000	0.0	dd
51		N-EtFOSA-SUM		312	8595		0.302	0.0308						145	235108	1.000	0.0	
52	102	N-EtFOSA	10.44	377	8595		0.365	0.0154		0.53	0.50	NO	41	145	235108	1.000	0.0	MM
53	103	MeFOSAA-I	7.55	18	14774		0.033	0.0147		2.01	0.35	YES	5	82	441547	1.000	0.0	bd
54	103	MeFOSAA-II	7.40	2	14774		0.003	0.0147		1.84	0.14	YES	1	82	441547	1.000	0.0	bb
55	103	MeFOSAA-III	7.40	2	14774		0.003	0.0147		0.29	0.14	YES	1	82	441547	1.000	0.0	bb
56		MeFOSAA-SUM		22	14774		0.039	0.0441						82	441547	1.000	0.0	
57	103	MeFOSAA	7.55	18	14774		0.033	0.0147		1.87	0.41	YES	5	82	441547	1.000	0.0	bd
58	104	EtFOSAA-I	7.69	52	11582		0.118	0.0135		1.24	2.16	YES	20	61	359208	1.000	0.0	dd
59	104	EtFOSAA-II	7.62	18	11582		0.042	0.0135		0.34	6.57	YES	8	61	359208	1.000	0.0	bd
60	104	EtFOSAA-III			11582			0.0135		0.63				61	359208	1.000	0.0	
61		EtFOSAA-SUM		70	11582		0.160	0.0271						61	359208	1.000	0.0	
62	104	EtFOSAA	7.69	70	11582		0.159	0.0135		1.09	1.93	YES	20	61	359208	1.000	0.0	MM
63	105	N-MeFOSE-I	10.03	8019	573909		1.268	0.0175					187	915	14227212	1.000	0.0	db
64	105	N-MeFOSE-II	9.90	616	573909		0.097	0.0175					12	915	14227212	1.000	0.0	dd
65	105	N-MeFOSE-III	9.83	400	573909		0.063	0.0175					7	915	14227212	1.000	0.0	bd
66		N-MeFOSE-SUM		9035	573909		1.428	0.0525						915	14227212	1.000	0.0	
67	105	N-MeFOSE	10.03	9175	573909		1.450	0.0175					190	915	14227212	1.000	0.0	MM
68	106	N-EtFOSE-I	10.33	10283	741775		1.165	0.0145					215	1144	19912596	1.000	0.0	dd
69	106	N-EtFOSE-II	10.21	1595	741775		0.181	0.0145					25	1144	19912596	1.000	0.0	dd
70	106	N-EtFOSE-III	10.15	1488	741775		0.169	0.0145					24	1144	19912596	1.000	0.0	bd
71		N-EtFOSE-SUM		13367	741775		1.515	0.0434						1144	19912596	1.000	0.0	
72	106	N-EtFOSE	10.33	13447	741775		1.524	0.0145					216	1144	19912596	1.000	0.0	MM

PV by TCH, SV by hh 10-Jun-21 Conc. & LOD unit = ng

Quantify Sample Report **MassLynx MassLynx V4.1 SCN909**
SGS Axys Analytical Services, Ltd.

Dataset: G:\Masslynx\Inst_L\PFAS\quanfile\FC1L_080-a6.qld

Last Altered: Wednesday, June 09, 2021 15:38:41 Pacific Daylight Time
Printed: Thursday, June 10, 2021 10:12:56 Pacific Daylight Time

ID: FC046(0)-SUR,, /01, Name: FC1L_080S25, Description: 1,,2uL, Date: 22-Feb-2021, Time: 14:10:03

#	IS#	Name	RT	Area	IS Area	Std. Conc	Conc.	LOD	%Rec	Ratio (Pred)	Ratio	Ratio Fail(Y/N)	S/N	Noise	IS Height	Sample size	F2	Flags
73	107	HFPO-DA	5.12	36	78494		0.017	0.0013		2.87	1.33	YES	33	31	2663835	1.000	0.0	MM
74	107	ADONA	5.61	444	78494		0.032	0.0020		1.08	0.87	NO	37	304	2663835	1.000	0.0	MM
75	107	9Cl-PF3ONS	7.81	151	78494		0.039	0.0045		3.20	1.66	NO	17	198	2663835	1.000	0.0	MM
76	107	11Cl-PF3OUdS	8.37	145	78494		0.069	0.0103		3.13	5.40	YES	24	245	2663835	1.000	0.0	dd
77	85	3:3 FTCA	3.70	11	98505		0.027	0.1332		1.75	0.48	YES	2	555	3016194	1.000	0.0	MM
78	86	5:3 FTCA	5.21	97	40865		0.138	0.0529		1.20	0.76	NO	7	440	1452091	1.000	0.0	MM
79	86	7:3 FTCA	6.73	92	40865		0.225	0.1118		0.71	1.10	YES	7	543	1452091	1.000	0.0	MM
80	86	PFEESA			40865			0.0031		9.28				478	1452091	1.000	0.0	
81	85	PFMPA	2.82	22	98505		0.002	0.0067					2	617	3016194	1.000	0.0	MM
82	85	PFMBA	4.60	21	98505		0.002	0.0024					3	288	3016194	1.000	0.0	MM
83	86	NFDHA	4.92	5	40865		0.030	0.0228		0.94	2.37	YES	5	48	1452091	1.000	0.0	MM
84	108	13C4-PFBA	1.66	251644	108591	40.000	40.583	0.0062	101.5				19345	222	1876051	1.000	0.0	bb
85	109	13C5-PFPeA	4.34	98505	56739	20.000	21.120	0.0030	105.6				18088	167	2026256	1.000	0.0	bb
86	109	13C5-PFHxA	4.97	40865	56739	10.000	10.299	0.0014	103.0	23.32	23.76	NO	22468	65	2026256	1.000	0.0	bb
87	110	13C4-PFHpA	5.41	46454	13378	10.000	10.471	0.0027	104.7				16100	80	270827	1.000	0.0	bb
88	110	13C8-PFOA	6.08	48634	13378	10.000	9.753	0.0005	97.5				63321	16	270827	1.000	0.0	bb
89	111	13C9-PFNA	6.93	27756	23577	5.000	5.131	0.0020	102.6				7970	85	559549	1.000	0.0	bb
90	112	13C6-PFDA	7.47	27597	24584	5.000	5.578	0.0019	111.6				9495	85	678662	1.000	0.0	bb
91	112	13C7-PFUnA	7.81	30506	24584	5.000	5.682	0.0057	113.6				3782	280	678662	1.000	0.0	bd
92	112	13C2-PFDoA	8.06	23253	24584	5.000	5.031	0.0009	100.6				17405	38	678662	1.000	0.0	bb
93	112	13C2-PFTeDA	8.71	20880	24584	5.000	5.150	0.0017	103.0				7811	64	678662	1.000	0.0	MM
94	113	13C3-PFBS	4.91	38481	28106	10.030	11.011	0.0026	109.8	2.73	2.69	NO	21237	60	563210	1.000	0.0	bb
95	113	13C3-PFHxS	6.16	33256	28106	10.015	10.431	0.0037	104.2	2.38	2.35	NO	8648	79	563210	1.000	0.0	bb
96	114	13C8-PFOS	7.56	29829	33238	10.062	9.882	0.0014	98.2	2.33	2.26	NO	22832	38	930253	1.000	0.0	bb
97	115	13C2-4:2 FTS	4.86	15449	15416	20.168	18.307	0.0318	90.8	1.62	1.66	NO	2524	217	373447	1.000	0.0	bb
98	115	13C2-6:2 FTS	5.81	13244	15416	19.998	18.914	0.0215	94.6	1.88	1.94	NO	2755	122	373447	1.000	0.0	dd
99	115	13C2-8:2 FTS	7.30	23103	15416	20.040	20.854	0.0091	104.1	3.76	4.02	NO	7965	81	373447	1.000	0.0	bb
100	114	13C8-PFOSA	8.75	59042	33238	10.000	9.776	0.0023	97.8				10309	129	930253	1.000	0.0	bb
101	114	D3-N-MeFOSA	10.14	8637	33238	10.000	9.336	0.0171	93.4				1443	148	930253	1.000	0.0	dd
102	114	D5-N-EtFOSA	10.42	8595	33238	10.000	9.271	0.0102	92.7				2663	88	930253	1.000	0.0	db
103	115	D3-MeFOSAA	7.54	14774	15416	22.500	20.068	0.0037	89.2				19923	22	373447	1.000	0.0	dd
104	115	D5-EtFOSAA	7.68	11582	15416	20.000	19.167	0.0517	95.8				1424	252	373447	1.000	0.0	bb
105	114	D7-N-MeFOSE	10.01	573909	33238	100.000	93.281	0.0233	93.3				10622	1339	930253	1.000	0.0	bb
106	114	D9-N-EtFOSE	10.31	741775	33238	100.000	93.208	0.0170	93.2				15817	1259	930253	1.000	0.0	bb
107	109	13C3-HFPO-DA	5.11	78494	56739	40.000	42.399	0.0015	106.0	2.64	2.75	NO	81609	33	2026256	1.000	0.0	bb
108		13C3-PFBA	1.67	108591		20.000	22.058	0.0035	110.3				18759	100		1.000	0.0	bb

PV by TCH, SV by hh 10-Jun-21 Conc. & LOD unit = ng

Quantify Sample Report **MassLynx MassLynx V4.1 SCN909**
SGS Axys Analytical Services, Ltd.

Dataset: G:\Masslynx\Inst_L\PFAS\quanfile\FC1L_080-a6.qld

Last Altered: Wednesday, June 09, 2021 15:38:41 Pacific Daylight Time
Printed: Thursday, June 10, 2021 10:12:56 Pacific Daylight Time

ID: FC046(0)-SUR,, /01, Name: FC1L_080S25, Description: 1,,2uL, Date: 22-Feb-2021, Time: 14:10:03

#	IS#	Name	RT	Area	IS Area	Std. Conc	Conc.	LOD	%Rec	Ratio (Pred)	Ratio	Ratio Fail(Y/N)	S/N	Noise	IS Height	Sample size	F2	Flags
109		13C2-PFHxA	4.97	56739		10.000	10.383	0.0012	103.8	35.50	31.86	NO	26357	77		1.000	0.0	bb
110		13C4-PFOA	6.08	13378		10.000	10.189	0.0044	101.9				6959	39		1.000	0.0	bb
111		13C5-PFNA	6.93	23577		5.000	5.096	0.0012	101.9				12469	45		1.000	0.0	dd
112		13C2-PFDA	7.48	24584		5.000	4.762	0.0014	95.2				10386	65		1.000	0.0	bb
113		18O2-PFHxS	6.16	28106		10.050	9.884	0.0032	98.4				9182	61		1.000	0.0	bb
114		13C4-PFOS	7.56	33238		10.150	10.766	0.0080	106.1	2.17	2.17	NO	4035	231		1.000	0.0	MM
115		13C2-D4-6:2 FTS	5.80	15416		20.000	24.040	0.0129	120.2	2.50	2.51	NO	5609	67		1.000	0.0	bb

PV by TCH, SV by hh 10-Jun-21 Conc. & LOD unit = ng

Quantify Audit Report MassLynx MassLynx V4.1 SCN909
SGS Axys Analytical Services, Ltd.

Dataset: G:\Masslynx\Inst_L\PFAS\quanfile\FC1L_080-a6.qld

Last Altered: Wednesday, June 09, 2021 15:38:41 Pacific Daylight Time
Printed: Thursday, June 10, 2021 10:18:46 Pacific Daylight Time

Date	Time	Event	Details	Comments	Signed
20-Mar-21	11:23:39	Process Extract			
20-Mar-21	11:23:39	Process Integrate			TCH
20-Mar-21	11:23:41	Process Calibrate			
20-Mar-21	11:23:41	Process Quantify			
20-Mar-21	11:23:41	Dataset Created			
20-Mar-21	11:23:59	Dataset Saved	Saved to 'C:\Users\tchen\Documents\Ting\C_Masslynx\FC1L_080-a3.qld'		
20-Mar-21	11:26:27	Method RT update			
20-Mar-21	11:26:33	Process Integrate			
20-Mar-21	11:26:34	Process Quantify			
20-Mar-21	11:26:36	Dataset Saved	Saved to 'C:\Users\tchen\Documents\Ting\C_Masslynx\FC1L_080-a3.qld'		
20-Mar-21	11:27:38	Pre modification peak	Sample:FC1L_080S32, Compound:PFOA-IV, RT:5.590		
20-Mar-21	11:27:38	Peak modified	Sample:FC1L_080S32, Compound:PFOA-IV, RT:5.590	2	
20-Mar-21	11:28:14	Pre modification peak	Sample:FC1L_080S32, Compound:PFHxS, RT:6.154		
20-Mar-21	11:28:14	Peak modified	Sample:FC1L_080S32, Compound:PFHxS, RT:6.154	1	
20-Mar-21	11:28:14	Pre modification peak	Sample:FC1L_080S32, Compound:PFHxS, RT:6.160		
20-Mar-21	11:28:14	Peak modified	Sample:FC1L_080S32, Compound:PFHxS, RT:6.160	1	
20-Mar-21	11:28:33	Pre modification peak	Sample:FC1L_080S32, Compound:PFOS-I, RT:7.556		
20-Mar-21	11:28:33	Peak modified	Sample:FC1L_080S32, Compound:PFOS-I, RT:7.556	2	
20-Mar-21	11:28:49	Pre modification peak	Sample:FC1L_080S32, Compound:PFOS, RT:7.556		
20-Mar-21	11:28:49	Peak modified	Sample:FC1L_080S32, Compound:PFOS, RT:7.556	1	
20-Mar-21	11:28:49	Pre modification peak	Sample:FC1L_080S32, Compound:PFOS, RT:7.562		
20-Mar-21	11:28:49	Peak modified	Sample:FC1L_080S32, Compound:PFOS, RT:7.562	1	
20-Mar-21	11:29:17	Pre modification peak	Sample:FC1L_080S32, Compound:PFDoS, RT:8.876		
20-Mar-21	11:29:17	Peak modified	Sample:FC1L_080S32, Compound:PFDoS, RT:8.876	5	
20-Mar-21	11:29:17	Pre modification peak	Sample:FC1L_080S32, Compound:PFDoS, RT:8.881		
20-Mar-21	11:29:17	Peak modified	Sample:FC1L_080S32, Compound:PFDoS, RT:8.881	5	
20-Mar-21	11:29:33	Pre modification peak	Sample:FC1L_080S32, Compound:PFOSA-II, RT:8.603		
20-Mar-21	11:29:33	Peak modified	Sample:FC1L_080S32, Compound:PFOSA-II, RT:8.603	1	
20-Mar-21	11:29:45	Pre modification peak	Sample:FC1L_080S32, Compound:PFOSA, RT:8.754		
20-Mar-21	11:29:45	Peak modified	Sample:FC1L_080S32, Compound:PFOSA, RT:8.754	1	
20-Mar-21	11:30:06	Pre modification peak	Sample:FC1L_080S32, Compound:N-MeFOSA-II, RT:10.026		
20-Mar-21	11:30:06	Peak modified	Sample:FC1L_080S32, Compound:N-MeFOSA-II, RT:10.026	1	
20-Mar-21	11:30:06	Pre modification peak	Sample:FC1L_080S32, Compound:N-MeFOSA-II, RT:9.967		
20-Mar-21	11:30:06	Peak modified	Sample:FC1L_080S32, Compound:N-MeFOSA-II, RT:9.967	1	
20-Mar-21	11:30:22	Pre modification peak	Sample:FC1L_080S32, Compound:N-MeFOSA, RT:10.155		
20-Mar-21	11:30:22	Peak modified	Sample:FC1L_080S32, Compound:N-MeFOSA, RT:10.155	1	
20-Mar-21	11:30:22	Pre modification peak	Sample:FC1L_080S32, Compound:N-MeFOSA, RT:10.150		
20-Mar-21	11:30:22	Peak modified	Sample:FC1L_080S32, Compound:N-MeFOSA, RT:10.150	1	

PV by TCH, SV by HH 10-Jun-21. see definitions on the number on 'Comment' column in case narratives

Quantify Audit Report MassLynx MassLynx V4.1 SCN909
SGS Axys Analytical Services, Ltd.

Dataset: G:\Masslynx\Inst_L\PFAS\quanfile\FC1L_080-a6.qld

Last Altered: Wednesday, June 09, 2021 15:38:41 Pacific Daylight Time
Printed: Thursday, June 10, 2021 10:18:46 Pacific Daylight Time

Date	Time	Event	Details	Comments	Signed
20-Mar-21	11:30:43	Pre modification peak	Sample:FC1L_080S32, Compound:N-EtFOSA-II, RT:10.332		
20-Mar-21	11:30:43	Peak modified	Sample:FC1L_080S32, Compound:N-EtFOSA-II, RT:10.332	1	TCH
20-Mar-21	11:30:43	Pre modification peak	Sample:FC1L_080S32, Compound:N-EtFOSA-II, RT:10.289		
20-Mar-21	11:30:43	Peak modified	Sample:FC1L_080S32, Compound:N-EtFOSA-II, RT:10.289	1	
20-Mar-21	11:31:00	Pre modification peak	Sample:FC1L_080S32, Compound:N-EtFOSA, RT:10.434		
20-Mar-21	11:31:00	Peak modified	Sample:FC1L_080S32, Compound:N-EtFOSA, RT:10.434	1	
20-Mar-21	11:31:00	Pre modification peak	Sample:FC1L_080S32, Compound:N-EtFOSA, RT:10.439		
20-Mar-21	11:31:00	Peak modified	Sample:FC1L_080S32, Compound:N-EtFOSA, RT:10.439	1	
20-Mar-21	11:31:15	Pre modification peak	Sample:FC1L_080S32, Compound:MeFOSAA, RT:7.535		
20-Mar-21	11:31:15	Peak modified	Sample:FC1L_080S32, Compound:MeFOSAA, RT:7.535	1	
20-Mar-21	11:31:15	Pre modification peak	Sample:FC1L_080S32, Compound:MeFOSAA, RT:7.535		
20-Mar-21	11:31:15	Peak modified	Sample:FC1L_080S32, Compound:MeFOSAA, RT:7.535	1	
20-Mar-21	11:31:28	Pre modification peak	Sample:FC1L_080S32, Compound:EtFOSAA, RT:7.674		
20-Mar-21	11:31:28	Peak modified	Sample:FC1L_080S32, Compound:EtFOSAA, RT:7.674	1	
20-Mar-21	11:31:28	Pre modification peak	Sample:FC1L_080S32, Compound:EtFOSAA, RT:7.680		
20-Mar-21	11:31:28	Peak modified	Sample:FC1L_080S32, Compound:EtFOSAA, RT:7.680	1	
20-Mar-21	11:31:41	Pre modification peak	Sample:FC1L_080S32, Compound:N-MeFOSE, RT:10.031		
20-Mar-21	11:31:41	Peak modified	Sample:FC1L_080S32, Compound:N-MeFOSE, RT:10.031	1	
20-Mar-21	11:31:59	Pre modification peak	Sample:FC1L_080S32, Compound:N-EtFOSE, RT:10.332		
20-Mar-21	11:31:59	Peak modified	Sample:FC1L_080S32, Compound:N-EtFOSE, RT:10.332	1	
20-Mar-21	11:32:24	Pre modification peak	Sample:FC1L_080S32, Compound:3:3 FTCA, RT:3.708		
20-Mar-21	11:32:24	Peak modified	Sample:FC1L_080S32, Compound:3:3 FTCA, RT:3.708	1	
20-Mar-21	11:32:24	Pre modification peak	Sample:FC1L_080S32, Compound:3:3 FTCA, RT:3.712		
20-Mar-21	11:32:24	Peak modified	Sample:FC1L_080S32, Compound:3:3 FTCA, RT:3.712	1	
20-Mar-21	11:32:37	Pre modification peak	Sample:FC1L_080S32, Compound:PFMPA, RT:2.750		
20-Mar-21	11:32:37	Peak modified	Sample:FC1L_080S32, Compound:PFMPA, RT:2.750	3	
20-Mar-21	11:33:13	Pre modification peak	Sample:FC1L_080S32, Compound:NFDHA, RT:4.913		
20-Mar-21	11:33:13	Peak modified	Sample:FC1L_080S32, Compound:NFDHA, RT:4.913	4	
20-Mar-21	11:33:13	Pre modification peak	Sample:FC1L_080S32, Compound:NFDHA, RT:4.907		
20-Mar-21	11:33:13	Peak modified	Sample:FC1L_080S32, Compound:NFDHA, RT:4.907	4	
20-Mar-21	11:33:20	Dataset Saved	Saved to 'C:\Users\tchen\Documents\Ting\C_Masslynx\FC1L_080-a3.qld'		
20-Mar-21	11:35:13	Pre modification peak	Sample:FC1L_080S15, Compound:PFBA, RT:1.681		
20-Mar-21	11:35:13	Peak modified	Sample:FC1L_080S15, Compound:PFBA, RT:1.681	4	
20-Mar-21	11:35:35	Pre modification peak	Sample:FC1L_080S16, Compound:13C4-PFBA, RT:1.673		
20-Mar-21	11:35:35	Peak modified	Sample:FC1L_080S16, Compound:13C4-PFBA, RT:1.673	3	
20-Mar-21	11:35:35	Pre modification peak	Sample:FC1L_080S16, Compound:PFBA, RT:1.681		
20-Mar-21	11:35:35	Peak modified	Sample:FC1L_080S16, Compound:PFBA, RT:1.681	3	
20-Mar-21	11:36:05	Pre modification peak	Sample:FC1L_080S17, Compound:13C4-PFBA, RT:1.681		

PV by TCH, SV by HH 10-Jun-21. see definitions on the number on 'Comment' column in case narratives

Quantify Audit Report MassLynx MassLynx V4.1 SCN909
SGS Axys Analytical Services, Ltd.

Dataset: G:\Masslynx\Inst_L\PFAS\quanfile\FC1L_080-a6.qld

Last Altered: Wednesday, June 09, 2021 15:38:41 Pacific Daylight Time
Printed: Thursday, June 10, 2021 10:18:46 Pacific Daylight Time

Date	Time	Event	Details	Comments	Signed
20-Mar-21	11:36:05	Peak modified	Sample:FC1L_080S17, Compound:13C4-PFBA, RT:1.681	4	
20-Mar-21	11:36:05	Pre modification peak	Sample:FC1L_080S17, Compound:PFBA, RT:1.689		TCH
20-Mar-21	11:36:05	Peak modified	Sample:FC1L_080S17, Compound:PFBA, RT:1.689	4	
20-Mar-21	11:36:41	Peak added	Sample:FC1L_080S25, Compound:PFBA, RT:1.664	7	
20-Mar-21	11:37:27	Pre modification peak	Sample:FC1L_080S15, Compound:13C5-PFPeA, RT:4.346		
20-Mar-21	11:37:27	Peak modified	Sample:FC1L_080S15, Compound:13C5-PFPeA, RT:4.346	4	
20-Mar-21	11:37:27	Pre modification peak	Sample:FC1L_080S15, Compound:PFPeA, RT:4.346		
20-Mar-21	11:37:27	Peak modified	Sample:FC1L_080S15, Compound:PFPeA, RT:4.346	4	
20-Mar-21	11:37:54	Pre modification peak	Sample:FC1L_080S16, Compound:13C5-PFPeA, RT:4.346		
20-Mar-21	11:37:54	Peak modified	Sample:FC1L_080S16, Compound:13C5-PFPeA, RT:4.346	5	
20-Mar-21	11:37:54	Pre modification peak	Sample:FC1L_080S16, Compound:PFPeA, RT:4.348		
20-Mar-21	11:37:54	Peak modified	Sample:FC1L_080S16, Compound:PFPeA, RT:4.348	5	
20-Mar-21	11:38:20	Pre modification peak	Sample:FC1L_080S17, Compound:13C5-PFPeA, RT:4.350		
20-Mar-21	11:38:20	Peak modified	Sample:FC1L_080S17, Compound:13C5-PFPeA, RT:4.350	5	
20-Mar-21	11:38:20	Pre modification peak	Sample:FC1L_080S17, Compound:PFPeA, RT:4.350		
20-Mar-21	11:38:20	Peak modified	Sample:FC1L_080S17, Compound:PFPeA, RT:4.350	5	
20-Mar-21	11:38:41	Pre modification peak	Sample:FC1L_080S18, Compound:13C5-PFPeA, RT:4.346		
20-Mar-21	11:38:41	Peak modified	Sample:FC1L_080S18, Compound:13C5-PFPeA, RT:4.346	5	
20-Mar-21	11:38:41	Pre modification peak	Sample:FC1L_080S18, Compound:PFPeA, RT:4.346		
20-Mar-21	11:38:41	Peak modified	Sample:FC1L_080S18, Compound:PFPeA, RT:4.346	5	
20-Mar-21	11:38:56	Pre modification peak	Sample:FC1L_080S19, Compound:PFPeA, RT:4.343		
20-Mar-21	11:38:56	Peak modified	Sample:FC1L_080S19, Compound:PFPeA, RT:4.343	5	
20-Mar-21	11:39:17	Pre modification peak	Sample:FC1L_080S23, Compound:PFPeA, RT:4.344		
20-Mar-21	11:39:17	Peak modified	Sample:FC1L_080S23, Compound:PFPeA, RT:4.344	5	
20-Mar-21	11:39:57	Pre modification peak	Sample:FC1L_080S20, Compound:13C5-PFPeA, RT:4.343		
20-Mar-21	11:39:57	Peak modified	Sample:FC1L_080S20, Compound:13C5-PFPeA, RT:4.343	5	
20-Mar-21	11:39:57	Pre modification peak	Sample:FC1L_080S20, Compound:PFPeA, RT:4.344		
20-Mar-21	11:39:57	Peak modified	Sample:FC1L_080S20, Compound:PFPeA, RT:4.344	5	
20-Mar-21	11:40:12	Pre modification peak	Sample:FC1L_080S21, Compound:13C5-PFPeA, RT:4.343		
20-Mar-21	11:40:12	Peak modified	Sample:FC1L_080S21, Compound:13C5-PFPeA, RT:4.343	5	
20-Mar-21	11:40:12	Pre modification peak	Sample:FC1L_080S21, Compound:PFPeA, RT:4.344		
20-Mar-21	11:40:12	Peak modified	Sample:FC1L_080S21, Compound:PFPeA, RT:4.344	5	
20-Mar-21	11:40:41	Pre modification peak	Sample:FC1L_080S24, Compound:13C5-PFPeA, RT:4.339		
20-Mar-21	11:40:41	Peak modified	Sample:FC1L_080S24, Compound:13C5-PFPeA, RT:4.339	5	
20-Mar-21	11:40:41	Pre modification peak	Sample:FC1L_080S24, Compound:PFPeA, RT:4.346		
20-Mar-21	11:40:41	Peak modified	Sample:FC1L_080S24, Compound:PFPeA, RT:4.346	5	
20-Mar-21	11:40:58	Pre modification peak	Sample:FC1L_080S22, Compound:13C5-PFPeA, RT:4.341		
20-Mar-21	11:40:58	Peak modified	Sample:FC1L_080S22, Compound:13C5-PFPeA, RT:4.341	5	

PV by TCH, SV by HH 10-Jun-21. see definitions on the number on 'Comment' column in case narratives

Quantify Audit Report MassLynx MassLynx V4.1 SCN909
SGS Axys Analytical Services, Ltd.

Dataset: G:\Masslynx\Inst_L\PFAS\quanfile\FC1L_080-a6.qld

Last Altered: Wednesday, June 09, 2021 15:38:41 Pacific Daylight Time
Printed: Thursday, June 10, 2021 10:18:46 Pacific Daylight Time

Date	Time	Event	Details	Comments	Signed
20-Mar-21	11:40:58	Pre modification peak	Sample:FC1L_080S22, Compound:PFPeA, RT:4.343		
20-Mar-21	11:40:58	Peak modified	Sample:FC1L_080S22, Compound:PFPeA, RT:4.343	5	TCH
20-Mar-21	11:41:15	Peak added	Sample:FC1L_080S25, Compound:PFPeA, RT:4.341	7	
20-Mar-21	11:41:40	Pre modification peak	Sample:FC1L_080S27, Compound:13C5-PFPeA, RT:4.344		
20-Mar-21	11:41:40	Peak modified	Sample:FC1L_080S27, Compound:13C5-PFPeA, RT:4.344	3	
20-Mar-21	11:41:40	Pre modification peak	Sample:FC1L_080S27, Compound:PFPeA, RT:4.344		
20-Mar-21	11:41:40	Peak modified	Sample:FC1L_080S27, Compound:PFPeA, RT:4.344	3	
20-Mar-21	11:42:00	Pre modification peak	Sample:FC1L_080S29, Compound:13C5-PFPeA, RT:4.340		
20-Mar-21	11:42:00	Peak modified	Sample:FC1L_080S29, Compound:13C5-PFPeA, RT:4.340	5	
20-Mar-21	11:42:00	Pre modification peak	Sample:FC1L_080S29, Compound:PFPeA, RT:4.343		
20-Mar-21	11:42:00	Peak modified	Sample:FC1L_080S29, Compound:PFPeA, RT:4.343	5	
20-Mar-21	11:42:23	Pre modification peak	Sample:FC1L_080S32, Compound:13C5-PFPeA, RT:4.335		
20-Mar-21	11:42:23	Peak modified	Sample:FC1L_080S32, Compound:13C5-PFPeA, RT:4.335	5	
20-Mar-21	11:42:23	Pre modification peak	Sample:FC1L_080S32, Compound:PFPeA, RT:4.339		
20-Mar-21	11:42:23	Peak modified	Sample:FC1L_080S32, Compound:PFPeA, RT:4.339	5	
20-Mar-21	11:42:34	Dataset Saved	Saved to 'C:\Users\tchen\Documents\Ting\C_Masslynx\FC1L_080-a3.qld'		
20-Mar-21	11:43:01	Pre modification peak	Sample:FC1L_080S15, Compound:PFHxA, RT:4.971		
20-Mar-21	11:43:01	Peak modified	Sample:FC1L_080S15, Compound:PFHxA, RT:4.971	3	
20-Mar-21	11:43:01	Pre modification peak	Sample:FC1L_080S15, Compound:PFHxA, RT:4.971		
20-Mar-21	11:43:01	Peak modified	Sample:FC1L_080S15, Compound:PFHxA, RT:4.971	3	
20-Mar-21	11:43:17	Pre modification peak	Sample:FC1L_080S16, Compound:PFHxA, RT:4.965		
20-Mar-21	11:43:17	Peak modified	Sample:FC1L_080S16, Compound:PFHxA, RT:4.965	5	
20-Mar-21	11:43:50	Pre modification peak	Sample:FC1L_080S17, Compound:PFHxA, RT:4.971		
20-Mar-21	11:43:50	Peak modified	Sample:FC1L_080S17, Compound:PFHxA, RT:4.971	5	
20-Mar-21	11:43:50	Pre modification peak	Sample:FC1L_080S17, Compound:PFHxA, RT:4.965		
20-Mar-21	11:43:50	Peak modified	Sample:FC1L_080S17, Compound:PFHxA, RT:4.965	5	
20-Mar-21	11:44:09	Pre modification peak	Sample:FC1L_080S18, Compound:PFHxA, RT:4.971		
20-Mar-21	11:44:09	Peak modified	Sample:FC1L_080S18, Compound:PFHxA, RT:4.971	5	
20-Mar-21	11:44:40	Pre modification peak	Sample:FC1L_080S19, Compound:PFHxA, RT:4.971		
20-Mar-21	11:44:40	Peak modified	Sample:FC1L_080S19, Compound:PFHxA, RT:4.971	5	
20-Mar-21	11:44:40	Pre modification peak	Sample:FC1L_080S19, Compound:PFHxA, RT:4.965		
20-Mar-21	11:44:40	Peak modified	Sample:FC1L_080S19, Compound:PFHxA, RT:4.965	5	
20-Mar-21	11:44:57	Pre modification peak	Sample:FC1L_080S20, Compound:PFHxA, RT:4.965		
20-Mar-21	11:44:57	Peak modified	Sample:FC1L_080S20, Compound:PFHxA, RT:4.965	5	
20-Mar-21	11:45:10	Pre modification peak	Sample:FC1L_080S21, Compound:PFHxA, RT:4.965		
20-Mar-21	11:45:10	Peak modified	Sample:FC1L_080S21, Compound:PFHxA, RT:4.965	5	
20-Mar-21	11:45:26	Pre modification peak	Sample:FC1L_080S24, Compound:13C5-PFHxA, RT:4.971		
20-Mar-21	11:45:26	Peak modified	Sample:FC1L_080S24, Compound:13C5-PFHxA, RT:4.971	5	

PV by TCH, SV by HH 10-Jun-21. see definitions on the number on 'Comment' column in case narratives

Quantify Audit Report MassLynx MassLynx V4.1 SCN909
SGS Axys Analytical Services, Ltd.

Dataset: G:\Masslynx\Inst_L\PFAS\quanfile\FC1L_080-a6.qld

Last Altered: Wednesday, June 09, 2021 15:38:41 Pacific Daylight Time
Printed: Thursday, June 10, 2021 10:18:46 Pacific Daylight Time

Date	Time	Event	Details	Comments	Signed
20-Mar-21	11:45:49	Peak added	Sample:FC1L_080S25, Compound:PFHxA, RT:4.959	7	
20-Mar-21	11:45:49	Peak added	Sample:FC1L_080S25, Compound:PFHxA, RT:4.971	7	TCH
20-Mar-21	11:46:01	Pre modification peak	Sample:FC1L_080S27, Compound:PFHxA, RT:4.965		
20-Mar-21	11:46:01	Peak modified	Sample:FC1L_080S27, Compound:PFHxA, RT:4.965	5	
20-Mar-21	11:46:20	Dataset Saved	Saved to 'C:\Users\tchen\Documents\Ting\C_Masslynx\FC1L_080-a3.qld'		
20-Mar-21	11:47:44	Pre modification peak	Sample:FC1L_080S15, Compound:PFHpA, RT:5.419		
20-Mar-21	11:47:44	Peak modified	Sample:FC1L_080S15, Compound:PFHpA, RT:5.419	3	
20-Mar-21	11:47:44	Pre modification peak	Sample:FC1L_080S15, Compound:PFHpA, RT:5.419		
20-Mar-21	11:47:44	Peak modified	Sample:FC1L_080S15, Compound:PFHpA, RT:5.419	3	
20-Mar-21	11:48:02	Pre modification peak	Sample:FC1L_080S16, Compound:PFHpA, RT:5.419		
20-Mar-21	11:48:02	Peak modified	Sample:FC1L_080S16, Compound:PFHpA, RT:5.419	3	
20-Mar-21	11:48:02	Pre modification peak	Sample:FC1L_080S16, Compound:PFHpA, RT:5.411		
20-Mar-21	11:48:02	Peak modified	Sample:FC1L_080S16, Compound:PFHpA, RT:5.411	3	
20-Mar-21	11:48:28	Pre modification peak	Sample:FC1L_080S17, Compound:PFHpA, RT:5.411		
20-Mar-21	11:48:28	Peak modified	Sample:FC1L_080S17, Compound:PFHpA, RT:5.411	5	
20-Mar-21	11:48:48	Pre modification peak	Sample:FC1L_080S18, Compound:13C4-PFHpA, RT:5.411		
20-Mar-21	11:48:48	Peak modified	Sample:FC1L_080S18, Compound:13C4-PFHpA, RT:5.411	5	
20-Mar-21	11:48:57	Pre modification peak	Sample:FC1L_080S18, Compound:PFHpA, RT:5.411		
20-Mar-21	11:48:57	Peak modified	Sample:FC1L_080S18, Compound:PFHpA, RT:5.411	3	
20-Mar-21	11:49:19	Pre modification peak	Sample:FC1L_080S19, Compound:PFHpA, RT:5.411		
20-Mar-21	11:49:19	Peak modified	Sample:FC1L_080S19, Compound:PFHpA, RT:5.411	5	
20-Mar-21	11:49:19	Pre modification peak	Sample:FC1L_080S19, Compound:PFHpA, RT:5.411		
20-Mar-21	11:49:19	Peak modified	Sample:FC1L_080S19, Compound:PFHpA, RT:5.411	5	
20-Mar-21	11:49:38	Pre modification peak	Sample:FC1L_080S20, Compound:PFHpA, RT:5.411		
20-Mar-21	11:49:38	Peak modified	Sample:FC1L_080S20, Compound:PFHpA, RT:5.411	5	
20-Mar-21	11:49:38	Pre modification peak	Sample:FC1L_080S20, Compound:PFHpA, RT:5.411		
20-Mar-21	11:49:38	Peak modified	Sample:FC1L_080S20, Compound:PFHpA, RT:5.411	5	
20-Mar-21	11:50:02	Peak added	Sample:FC1L_080S25, Compound:PFHpA, RT:5.411	7	
20-Mar-21	11:50:02	Peak added	Sample:FC1L_080S25, Compound:PFHpA, RT:5.411	7	
20-Mar-21	11:50:24	Pre modification peak	Sample:FC1L_080S32, Compound:13C4-PFHpA, RT:5.403		
20-Mar-21	11:50:24	Peak modified	Sample:FC1L_080S32, Compound:13C4-PFHpA, RT:5.403	5	
20-Mar-21	11:50:38	Dataset Saved	Saved to 'C:\Users\tchen\Documents\Ting\C_Masslynx\FC1L_080-a3.qld'		
20-Mar-21	11:52:57	Peak added	Sample:FC1L_080S15, Compound:PFOA, RT:6.082	7	
20-Mar-21	11:52:57	Peak added	Sample:FC1L_080S15, Compound:PFOA, RT:6.082	7	
20-Mar-21	11:53:08	Pre modification peak	Sample:FC1L_080S15, Compound:PFOA, RT:6.082		
20-Mar-21	11:53:08	Peak modified	Sample:FC1L_080S15, Compound:PFOA, RT:6.082	2	
20-Mar-21	11:53:46	Pre modification peak	Sample:FC1L_080S16, Compound:PFOA, RT:6.076		
20-Mar-21	11:53:46	Peak modified	Sample:FC1L_080S16, Compound:PFOA, RT:6.076	4	

PV by TCH, SV by HH 10-Jun-21. see definitions on the number on 'Comment' column in case narratives

Quantify Audit Report MassLynx MassLynx V4.1 SCN909
SGS Axys Analytical Services, Ltd.

Dataset: G:\Masslynx\Inst_L\PFAS\quanfile\FC1L_080-a6.qld

Last Altered: Wednesday, June 09, 2021 15:38:41 Pacific Daylight Time
Printed: Thursday, June 10, 2021 10:18:46 Pacific Daylight Time

Date	Time	Event	Details	Comments	Signed
20-Mar-21	11:53:46	Pre modification peak	Sample:FC1L_080S16, Compound:PFOA, RT:6.084		
20-Mar-21	11:53:46	Peak modified	Sample:FC1L_080S16, Compound:PFOA, RT:6.084	4	TCH
20-Mar-21	11:54:11	Pre modification peak	Sample:FC1L_080S17, Compound:13C8-PFOA, RT:6.082		
20-Mar-21	11:54:11	Peak modified	Sample:FC1L_080S17, Compound:13C8-PFOA, RT:6.082	3	
20-Mar-21	11:54:11	Pre modification peak	Sample:FC1L_080S17, Compound:PFOA, RT:6.082		
20-Mar-21	11:54:11	Peak modified	Sample:FC1L_080S17, Compound:PFOA, RT:6.082	3	
20-Mar-21	11:54:11	Pre modification peak	Sample:FC1L_080S17, Compound:PFOA, RT:6.082		
20-Mar-21	11:54:11	Peak modified	Sample:FC1L_080S17, Compound:PFOA, RT:6.082	3	
20-Mar-21	11:54:33	Pre modification peak	Sample:FC1L_080S18, Compound:PFOA, RT:6.082		
20-Mar-21	11:54:33	Peak modified	Sample:FC1L_080S18, Compound:PFOA, RT:6.082	5	
20-Mar-21	11:54:33	Pre modification peak	Sample:FC1L_080S18, Compound:PFOA, RT:6.082		
20-Mar-21	11:54:33	Peak modified	Sample:FC1L_080S18, Compound:PFOA, RT:6.082	5	
20-Mar-21	11:55:05	Pre modification peak	Sample:FC1L_080S19, Compound:13C8-PFOA, RT:6.076		
20-Mar-21	11:55:05	Peak modified	Sample:FC1L_080S19, Compound:13C8-PFOA, RT:6.076	5	
20-Mar-21	11:55:05	Pre modification peak	Sample:FC1L_080S19, Compound:PFOA, RT:6.084		
20-Mar-21	11:55:05	Peak modified	Sample:FC1L_080S19, Compound:PFOA, RT:6.084	5	
20-Mar-21	11:55:05	Pre modification peak	Sample:FC1L_080S19, Compound:PFOA, RT:6.076		
20-Mar-21	11:55:05	Peak modified	Sample:FC1L_080S19, Compound:PFOA, RT:6.076	5	
20-Mar-21	11:55:29	Pre modification peak	Sample:FC1L_080S21, Compound:PFOA, RT:6.082		
20-Mar-21	11:55:29	Peak modified	Sample:FC1L_080S21, Compound:PFOA, RT:6.082	5	
20-Mar-21	11:55:29	Pre modification peak	Sample:FC1L_080S21, Compound:PFOA, RT:6.074		
20-Mar-21	11:55:29	Peak modified	Sample:FC1L_080S21, Compound:PFOA, RT:6.074	5	
20-Mar-21	11:55:47	Pre modification peak	Sample:FC1L_080S22, Compound:PFOA, RT:6.074		
20-Mar-21	11:55:47	Peak modified	Sample:FC1L_080S22, Compound:PFOA, RT:6.074	5	
20-Mar-21	11:56:17	Dataset Saved	Saved to 'C:\Users\tchen\Documents\Ting\C_Masslynx\FC1L_080-a3.qld'		
20-Mar-21	11:56:46	Pre modification peak	Sample:FC1L_080S15, Compound:PFNA, RT:6.942		
20-Mar-21	11:56:46	Peak modified	Sample:FC1L_080S15, Compound:PFNA, RT:6.942	3	
20-Mar-21	11:56:46	Pre modification peak	Sample:FC1L_080S15, Compound:PFNA, RT:6.932		
20-Mar-21	11:56:46	Peak modified	Sample:FC1L_080S15, Compound:PFNA, RT:6.932	3	
20-Mar-21	11:57:12	Pre modification peak	Sample:FC1L_080S16, Compound:PFNA, RT:6.938		
20-Mar-21	11:57:12	Peak modified	Sample:FC1L_080S16, Compound:PFNA, RT:6.938	4	
20-Mar-21	11:57:12	Pre modification peak	Sample:FC1L_080S16, Compound:PFNA, RT:6.938		
20-Mar-21	11:57:12	Peak modified	Sample:FC1L_080S16, Compound:PFNA, RT:6.938	4	
20-Mar-21	11:57:45	Pre modification peak	Sample:FC1L_080S17, Compound:PFNA, RT:6.937		
20-Mar-21	11:57:45	Peak modified	Sample:FC1L_080S17, Compound:PFNA, RT:6.937	3	
20-Mar-21	11:58:04	Pre modification peak	Sample:FC1L_080S18, Compound:PFNA, RT:6.937		
20-Mar-21	11:58:04	Peak modified	Sample:FC1L_080S18, Compound:PFNA, RT:6.937	4	
20-Mar-21	11:58:19	Pre modification peak	Sample:FC1L_080S20, Compound:PFNA, RT:6.937		

PV by TCH, SV by HH 10-Jun-21. see definitions on the number on 'Comment' column in case narratives

Quantify Audit Report MassLynx MassLynx V4.1 SCN909
SGS Axys Analytical Services, Ltd.

Dataset: G:\Masslynx\Inst_L\PFAS\quanfile\FC1L_080-a6.qld

Last Altered: Wednesday, June 09, 2021 15:38:41 Pacific Daylight Time
Printed: Thursday, June 10, 2021 10:18:46 Pacific Daylight Time

Date	Time	Event	Details	Comments	Signed
20-Mar-21	11:58:19	Peak modified	Sample:FC1L_080S20, Compound:PFNA, RT:6.937	5	
20-Mar-21	11:58:37	Pre modification peak	Sample:FC1L_080S23, Compound:PFNA, RT:6.932		TCH
20-Mar-21	11:58:37	Peak modified	Sample:FC1L_080S23, Compound:PFNA, RT:6.932	5	
20-Mar-21	11:59:00	Pre modification peak	Sample:FC1L_080S24, Compound:PFNA, RT:6.932		
20-Mar-21	11:59:00	Peak modified	Sample:FC1L_080S24, Compound:PFNA, RT:6.932	5	
20-Mar-21	11:59:24	Pre modification peak	Sample:FC1L_080S29, Compound:PFNA, RT:6.933		
20-Mar-21	11:59:24	Peak modified	Sample:FC1L_080S29, Compound:PFNA, RT:6.933	4	
20-Mar-21	11:59:56	Dataset Saved	Saved to 'C:\Users\tchen\Documents\Ting\C_Masslynx\FC1L_080-a3.qld'		
20-Mar-21	12:00:11	Pre modification peak	Sample:FC1L_080S15, Compound:PFDA, RT:7.487		
20-Mar-21	12:00:11	Peak modified	Sample:FC1L_080S15, Compound:PFDA, RT:7.487	2	
20-Mar-21	12:00:39	Pre modification peak	Sample:FC1L_080S16, Compound:PFDA, RT:7.481		
20-Mar-21	12:00:39	Peak modified	Sample:FC1L_080S16, Compound:PFDA, RT:7.481	4	
20-Mar-21	12:00:39	Pre modification peak	Sample:FC1L_080S16, Compound:PFDA, RT:7.481		
20-Mar-21	12:00:39	Peak modified	Sample:FC1L_080S16, Compound:PFDA, RT:7.481	4	
20-Mar-21	12:01:00	Pre modification peak	Sample:FC1L_080S17, Compound:PFDA, RT:7.481		
20-Mar-21	12:01:00	Peak modified	Sample:FC1L_080S17, Compound:PFDA, RT:7.481	5	
20-Mar-21	12:01:17	Pre modification peak	Sample:FC1L_080S18, Compound:PFDA, RT:7.488		
20-Mar-21	12:01:17	Peak modified	Sample:FC1L_080S18, Compound:PFDA, RT:7.488	5	
20-Mar-21	12:01:32	Pre modification peak	Sample:FC1L_080S19, Compound:PFDA, RT:7.481		
20-Mar-21	12:01:32	Peak modified	Sample:FC1L_080S19, Compound:PFDA, RT:7.481	5	
20-Mar-21	12:01:32	Pre modification peak	Sample:FC1L_080S19, Compound:PFDA, RT:7.481		
20-Mar-21	12:01:32	Peak modified	Sample:FC1L_080S19, Compound:PFDA, RT:7.481	5	
20-Mar-21	12:01:56	Peak added	Sample:FC1L_080S25, Compound:PFDA, RT:7.488	7	
20-Mar-21	12:01:56	Peak added	Sample:FC1L_080S25, Compound:PFDA, RT:7.481	7	
20-Mar-21	12:02:15	Dataset Saved	Saved to 'C:\Users\tchen\Documents\Ting\C_Masslynx\FC1L_080-a3.qld'		
20-Mar-21	12:02:32	Pre modification peak	Sample:FC1L_080S15, Compound:PFUnA, RT:7.817		
20-Mar-21	12:02:32	Peak modified	Sample:FC1L_080S15, Compound:PFUnA, RT:7.817	5	
20-Mar-21	12:02:32	Pre modification peak	Sample:FC1L_080S15, Compound:PFUnA, RT:7.817		
20-Mar-21	12:02:32	Peak modified	Sample:FC1L_080S15, Compound:PFUnA, RT:7.817	5	
20-Mar-21	12:02:52	Pre modification peak	Sample:FC1L_080S16, Compound:PFUnA, RT:7.812		
20-Mar-21	12:02:52	Peak modified	Sample:FC1L_080S16, Compound:PFUnA, RT:7.812	5	
20-Mar-21	12:03:43	Peak added	Sample:FC1L_080S25, Compound:PFUnA, RT:7.807	7	
20-Mar-21	12:03:43	Peak added	Sample:FC1L_080S25, Compound:PFUnA, RT:7.807	7	
20-Mar-21	12:04:01	Dataset Saved	Saved to 'C:\Users\tchen\Documents\Ting\C_Masslynx\FC1L_080-a3.qld'		
20-Mar-21	12:04:23	Pre modification peak	Sample:FC1L_080S15, Compound:PFDoA, RT:8.070		
20-Mar-21	12:04:23	Peak modified	Sample:FC1L_080S15, Compound:PFDoA, RT:8.070	3	
20-Mar-21	12:04:23	Pre modification peak	Sample:FC1L_080S15, Compound:PFDoA, RT:8.070		
20-Mar-21	12:04:23	Peak modified	Sample:FC1L_080S15, Compound:PFDoA, RT:8.070	3	

PV by TCH, SV by HH 10-Jun-21. see definitions on the number on 'Comment' column in case narratives

Quantify Audit Report MassLynx MassLynx V4.1 SCN909
SGS Axys Analytical Services, Ltd.

Dataset: G:\Masslynx\Inst_L\PFAS\quanfile\FC1L_080-a6.qld

Last Altered: Wednesday, June 09, 2021 15:38:41 Pacific Daylight Time
Printed: Thursday, June 10, 2021 10:18:46 Pacific Daylight Time

Date	Time	Event	Details	Comments	Signed
20-Mar-21	12:04:49	Pre modification peak	Sample:FC1L_080S16, Compound:PFDoA, RT:8.070		
20-Mar-21	12:04:49	Peak modified	Sample:FC1L_080S16, Compound:PFDoA, RT:8.070	3	TCH
20-Mar-21	12:04:49	Pre modification peak	Sample:FC1L_080S16, Compound:PFDoA, RT:8.062		
20-Mar-21	12:04:49	Peak modified	Sample:FC1L_080S16, Compound:PFDoA, RT:8.062	3	
20-Mar-21	12:05:01	Pre modification peak	Sample:FC1L_080S17, Compound:PFDoA, RT:8.062		
20-Mar-21	12:05:01	Peak modified	Sample:FC1L_080S17, Compound:PFDoA, RT:8.062	3	
20-Mar-21	12:05:25	Pre modification peak	Sample:FC1L_080S19, Compound:PFDoA, RT:8.070		
20-Mar-21	12:05:25	Peak modified	Sample:FC1L_080S19, Compound:PFDoA, RT:8.070	5	
20-Mar-21	12:06:06	Pre modification peak	Sample:FC1L_080S25, Compound:PFDoA, RT:8.062		
20-Mar-21	12:06:06	Peak modified	Sample:FC1L_080S25, Compound:PFDoA, RT:8.062	3	
20-Mar-21	12:06:06	Pre modification peak	Sample:FC1L_080S25, Compound:PFDoA, RT:8.070		
20-Mar-21	12:06:06	Peak modified	Sample:FC1L_080S25, Compound:PFDoA, RT:8.070	3	
20-Mar-21	12:06:19	Dataset Saved	Saved to 'C:\Users\tchen\Documents\Ting\C_Masslynx\FC1L_080-a3.qld'		
20-Mar-21	12:26:32	Peak added	Sample:FC1L_080S15, Compound:PFTrDA, RT:8.357	7	
20-Mar-21	12:26:32	Peak added	Sample:FC1L_080S15, Compound:PFTrDA, RT:8.366	7	
20-Mar-21	12:26:49	Pre modification peak	Sample:FC1L_080S16, Compound:PFTrDA, RT:8.357		
20-Mar-21	12:26:49	Peak modified	Sample:FC1L_080S16, Compound:PFTrDA, RT:8.357	3	
20-Mar-21	12:26:49	Pre modification peak	Sample:FC1L_080S16, Compound:PFTrDA, RT:8.357		
20-Mar-21	12:26:49	Peak modified	Sample:FC1L_080S16, Compound:PFTrDA, RT:8.357	3	
20-Mar-21	12:27:37	Pre modification peak	Sample:FC1L_080S19, Compound:PFTrDA, RT:8.357		
20-Mar-21	12:27:37	Peak modified	Sample:FC1L_080S19, Compound:PFTrDA, RT:8.357	5	
20-Mar-21	12:28:10	Peak added	Sample:FC1L_080S25, Compound:PFTrDA, RT:8.357	7	
20-Mar-21	12:28:10	Peak added	Sample:FC1L_080S25, Compound:PFTrDA, RT:8.349	7	
20-Mar-21	12:28:29	Calibration point Excluded	Compound: PFTrDA - Sample: FC1L_080S24		
20-Mar-21	12:29:02	Pre modification peak	Sample:FC1L_080S15, Compound:PFTeDA, RT:8.724		
20-Mar-21	12:29:02	Peak modified	Sample:FC1L_080S15, Compound:PFTeDA, RT:8.724	3	
20-Mar-21	12:29:19	Pre modification peak	Sample:FC1L_080S17, Compound:PFTeDA, RT:8.724		
20-Mar-21	12:29:19	Peak modified	Sample:FC1L_080S17, Compound:PFTeDA, RT:8.724	3	
20-Mar-21	12:29:49	Pre modification peak	Sample:FC1L_080S18, Compound:PFTeDA, RT:8.730		
20-Mar-21	12:29:49	Peak modified	Sample:FC1L_080S18, Compound:PFTeDA, RT:8.730	4	
20-Mar-21	12:30:08	Pre modification peak	Sample:FC1L_080S20, Compound:PFTeDA, RT:8.719		
20-Mar-21	12:30:08	Peak modified	Sample:FC1L_080S20, Compound:PFTeDA, RT:8.719	3	
20-Mar-21	12:30:08	Pre modification peak	Sample:FC1L_080S20, Compound:PFTeDA, RT:8.719		
20-Mar-21	12:30:08	Peak modified	Sample:FC1L_080S20, Compound:PFTeDA, RT:8.719	3	
20-Mar-21	12:30:33	Pre modification peak	Sample:FC1L_080S25, Compound:13C2-PFTeDA, RT:8.714		
20-Mar-21	12:30:33	Peak modified	Sample:FC1L_080S25, Compound:13C2-PFTeDA, RT:8.714	5	
20-Mar-21	12:30:33	Pre modification peak	Sample:FC1L_080S25, Compound:PFTeDA, RT:8.724		
20-Mar-21	12:30:33	Peak modified	Sample:FC1L_080S25, Compound:PFTeDA, RT:8.724	5	

PV by TCH, SV by HH 10-Jun-21. see definitions on the number on 'Comment' column in case narratives

Quantify Audit Report MassLynx MassLynx V4.1 SCN909
SGS Axys Analytical Services, Ltd.

Dataset: G:\Masslynx\Inst_L\PFAS\quanfile\FC1L_080-a6.qld

Last Altered: Wednesday, June 09, 2021 15:38:41 Pacific Daylight Time
Printed: Thursday, June 10, 2021 10:18:46 Pacific Daylight Time

Date	Time	Event	Details	Comments	Signed
20-Mar-21	12:30:33	Pre modification peak	Sample:FC1L_080S25, Compound:PFTeDA, RT:8.719		
20-Mar-21	12:30:33	Peak modified	Sample:FC1L_080S25, Compound:PFTeDA, RT:8.719	5	TCH
20-Mar-21	12:30:48	Pre modification peak	Sample:FC1L_080S27, Compound:13C2-PFTeDA, RT:8.724		
20-Mar-21	12:30:48	Peak modified	Sample:FC1L_080S27, Compound:13C2-PFTeDA, RT:8.724	5	
20-Mar-21	12:30:48	Pre modification peak	Sample:FC1L_080S27, Compound:PFTeDA, RT:8.724		
20-Mar-21	12:30:48	Peak modified	Sample:FC1L_080S27, Compound:PFTeDA, RT:8.724	5	
20-Mar-21	12:30:59	Pre modification peak	Sample:FC1L_080S32, Compound:PFTeDA, RT:8.719		
20-Mar-21	12:30:59	Peak modified	Sample:FC1L_080S32, Compound:PFTeDA, RT:8.719	5	
20-Mar-21	12:31:06	Calibration point Excluded	Compound: PFTeDA - Sample: FC1L_080S24		
20-Mar-21	12:31:22	Dataset Saved	Saved to 'C:\Users\tchen\Documents\Ting\C_Masslynx\FC1L_080-a3.qld'		
20-Mar-21	12:31:46	Pre modification peak	Sample:FC1L_080S16, Compound:PFBS, RT:4.913		
20-Mar-21	12:31:46	Peak modified	Sample:FC1L_080S16, Compound:PFBS, RT:4.913	5	
20-Mar-21	12:32:07	Pre modification peak	Sample:FC1L_080S17, Compound:PFBS, RT:4.913		
20-Mar-21	12:32:07	Peak modified	Sample:FC1L_080S17, Compound:PFBS, RT:4.913	5	
20-Mar-21	12:32:20	Pre modification peak	Sample:FC1L_080S18, Compound:PFBS, RT:4.913		
20-Mar-21	12:32:20	Peak modified	Sample:FC1L_080S18, Compound:PFBS, RT:4.913	5	
20-Mar-21	12:32:32	Pre modification peak	Sample:FC1L_080S20, Compound:PFBS, RT:4.913		
20-Mar-21	12:32:32	Peak modified	Sample:FC1L_080S20, Compound:PFBS, RT:4.913	5	
20-Mar-21	12:32:43	Pre modification peak	Sample:FC1L_080S21, Compound:PFBS, RT:4.907		
20-Mar-21	12:32:43	Peak modified	Sample:FC1L_080S21, Compound:PFBS, RT:4.907	5	
20-Mar-21	12:33:06	Peak added	Sample:FC1L_080S25, Compound:PFBS, RT:4.907	7	
20-Mar-21	12:33:06	Peak added	Sample:FC1L_080S25, Compound:PFBS, RT:4.919	7	
20-Mar-21	12:33:38	Pre modification peak	Sample:FC1L_080S15, Compound:PFPeS, RT:5.426		
20-Mar-21	12:33:38	Peak modified	Sample:FC1L_080S15, Compound:PFPeS, RT:5.426	3	
20-Mar-21	12:34:04	Pre modification peak	Sample:FC1L_080S19, Compound:PFPeS, RT:5.426		
20-Mar-21	12:34:04	Peak modified	Sample:FC1L_080S19, Compound:PFPeS, RT:5.426	4	
20-Mar-21	12:34:51	Pre modification peak	Sample:FC1L_080S25, Compound:PFPeS, RT:5.442		
20-Mar-21	12:34:51	Peak modified	Sample:FC1L_080S25, Compound:PFPeS, RT:5.442	1	
20-Mar-21	12:34:51	Pre modification peak	Sample:FC1L_080S25, Compound:PFPeS, RT:5.426		
20-Mar-21	12:34:51	Peak modified	Sample:FC1L_080S25, Compound:PFPeS, RT:5.426	1	
20-Mar-21	12:35:05	Peak modified	Sample:FC1L_080S25, Compound:PFPeS, RT:5.442	3	
20-Mar-21	12:35:23	Pre modification peak	Sample:FC1L_080S27, Compound:PFPeS, RT:5.426		
20-Mar-21	12:35:23	Peak modified	Sample:FC1L_080S27, Compound:PFPeS, RT:5.426	5	
20-Mar-21	12:35:54	Pre modification peak	Sample:FC1L_080S15, Compound:PFHxS, RT:6.165		
20-Mar-21	12:35:54	Peak modified	Sample:FC1L_080S15, Compound:PFHxS, RT:6.165	1	
20-Mar-21	12:35:54	Pre modification peak	Sample:FC1L_080S15, Compound:PFHxS, RT:6.165		
20-Mar-21	12:35:54	Peak modified	Sample:FC1L_080S15, Compound:PFHxS, RT:6.165	1	
20-Mar-21	12:36:17	Pre modification peak	Sample:FC1L_080S16, Compound:PFHxS, RT:6.166		

PV by TCH, SV by HH 10-Jun-21. see definitions on the number on 'Comment' column in case narratives

Quantify Audit Report MassLynx MassLynx V4.1 SCN909
SGS Axys Analytical Services, Ltd.

Dataset: G:\Masslynx\Inst_L\PFAS\quanfile\FC1L_080-a6.qld

Last Altered: Wednesday, June 09, 2021 15:38:41 Pacific Daylight Time
Printed: Thursday, June 10, 2021 10:18:46 Pacific Daylight Time

Date	Time	Event	Details	Comments	Signed
20-Mar-21	12:36:17	Peak modified	Sample:FC1L_080S16, Compound:PFHxS, RT:6.166	1	
20-Mar-21	12:36:17	Pre modification peak	Sample:FC1L_080S16, Compound:PFHxS, RT:6.166		TCH
20-Mar-21	12:36:17	Peak modified	Sample:FC1L_080S16, Compound:PFHxS, RT:6.166	1	
20-Mar-21	12:36:40	Pre modification peak	Sample:FC1L_080S17, Compound:PFHxS, RT:6.166		
20-Mar-21	12:36:40	Peak modified	Sample:FC1L_080S17, Compound:PFHxS, RT:6.166	1	
20-Mar-21	12:36:40	Pre modification peak	Sample:FC1L_080S17, Compound:PFHxS, RT:6.166		
20-Mar-21	12:36:40	Peak modified	Sample:FC1L_080S17, Compound:PFHxS, RT:6.166	1	
20-Mar-21	12:36:55	Pre modification peak	Sample:FC1L_080S18, Compound:PFHxS, RT:6.159		
20-Mar-21	12:36:55	Peak modified	Sample:FC1L_080S18, Compound:PFHxS, RT:6.159	1	
20-Mar-21	12:36:55	Pre modification peak	Sample:FC1L_080S18, Compound:PFHxS, RT:6.165		
20-Mar-21	12:36:55	Peak modified	Sample:FC1L_080S18, Compound:PFHxS, RT:6.165	1	
20-Mar-21	12:37:19	Pre modification peak	Sample:FC1L_080S19, Compound:PFHxS, RT:6.160		
20-Mar-21	12:37:19	Peak modified	Sample:FC1L_080S19, Compound:PFHxS, RT:6.160	1	
20-Mar-21	12:37:19	Pre modification peak	Sample:FC1L_080S19, Compound:PFHxS, RT:6.160		
20-Mar-21	12:37:19	Peak modified	Sample:FC1L_080S19, Compound:PFHxS, RT:6.160	1	
20-Mar-21	12:37:42	Pre modification peak	Sample:FC1L_080S20, Compound:PFHxS, RT:6.160		
20-Mar-21	12:37:42	Peak modified	Sample:FC1L_080S20, Compound:PFHxS, RT:6.160	1	
20-Mar-21	12:37:42	Pre modification peak	Sample:FC1L_080S20, Compound:PFHxS, RT:6.166		
20-Mar-21	12:37:42	Peak modified	Sample:FC1L_080S20, Compound:PFHxS, RT:6.166	1	
20-Mar-21	12:38:10	Pre modification peak	Sample:FC1L_080S21, Compound:PFHxS, RT:6.160		
20-Mar-21	12:38:10	Peak modified	Sample:FC1L_080S21, Compound:PFHxS, RT:6.160	1	
20-Mar-21	12:38:10	Pre modification peak	Sample:FC1L_080S21, Compound:PFHxS, RT:6.166		
20-Mar-21	12:38:10	Peak modified	Sample:FC1L_080S21, Compound:PFHxS, RT:6.166	1	
20-Mar-21	12:38:34	Pre modification peak	Sample:FC1L_080S22, Compound:PFHxS, RT:6.160		
20-Mar-21	12:38:34	Peak modified	Sample:FC1L_080S22, Compound:PFHxS, RT:6.160	1	
20-Mar-21	12:38:34	Pre modification peak	Sample:FC1L_080S22, Compound:PFHxS, RT:6.160		
20-Mar-21	12:38:34	Peak modified	Sample:FC1L_080S22, Compound:PFHxS, RT:6.160	1	
20-Mar-21	12:38:53	Pre modification peak	Sample:FC1L_080S23, Compound:PFHxS, RT:6.160		
20-Mar-21	12:38:53	Peak modified	Sample:FC1L_080S23, Compound:PFHxS, RT:6.160	1	
20-Mar-21	12:38:53	Pre modification peak	Sample:FC1L_080S23, Compound:PFHxS, RT:6.160		
20-Mar-21	12:38:53	Peak modified	Sample:FC1L_080S23, Compound:PFHxS, RT:6.160	1	
20-Mar-21	12:39:13	Pre modification peak	Sample:FC1L_080S24, Compound:PFHxS, RT:6.160		
20-Mar-21	12:39:13	Peak modified	Sample:FC1L_080S24, Compound:PFHxS, RT:6.160	1	
20-Mar-21	12:39:13	Pre modification peak	Sample:FC1L_080S24, Compound:PFHxS, RT:6.160		
20-Mar-21	12:39:13	Peak modified	Sample:FC1L_080S24, Compound:PFHxS, RT:6.160	1	
20-Mar-21	12:39:38	Pre modification peak	Sample:FC1L_080S27, Compound:PFHxS, RT:6.153		
20-Mar-21	12:39:38	Peak modified	Sample:FC1L_080S27, Compound:PFHxS, RT:6.153	1	
20-Mar-21	12:39:38	Pre modification peak	Sample:FC1L_080S27, Compound:PFHxS, RT:6.159		

PV by TCH, SV by HH 10-Jun-21. see definitions on the number on 'Comment' column in case narratives

Quantify Audit Report MassLynx MassLynx V4.1 SCN909
SGS Axys Analytical Services, Ltd.

Dataset: G:\Masslynx\Inst_L\PFAS\quanfile\FC1L_080-a6.qld

Last Altered: Wednesday, June 09, 2021 15:38:41 Pacific Daylight Time
Printed: Thursday, June 10, 2021 10:18:46 Pacific Daylight Time

Date	Time	Event	Details	Comments	Signed
20-Mar-21	12:39:38	Peak modified	Sample:FC1L_080S27, Compound:PFHxS, RT:6.159	1	
20-Mar-21	12:39:56	Pre modification peak	Sample:FC1L_080S29, Compound:PFHxS, RT:6.160		TCH
20-Mar-21	12:39:56	Peak modified	Sample:FC1L_080S29, Compound:PFHxS, RT:6.160	1	
20-Mar-21	12:39:56	Pre modification peak	Sample:FC1L_080S29, Compound:PFHxS, RT:6.160		
20-Mar-21	12:39:56	Peak modified	Sample:FC1L_080S29, Compound:PFHxS, RT:6.160	1	
20-Mar-21	12:40:23	Dataset Saved	Saved to 'C:\Users\tchen\Documents\Ting\C_Masslynx\FC1L_080-a3.qld'		
20-Mar-21	12:40:45	Pre modification peak	Sample:FC1L_080S16, Compound:PFHpS, RT:7.045		
20-Mar-21	12:40:45	Peak modified	Sample:FC1L_080S16, Compound:PFHpS, RT:7.045	5	
20-Mar-21	12:41:09	Pre modification peak	Sample:FC1L_080S17, Compound:PFHpS, RT:7.040		
20-Mar-21	12:41:09	Peak modified	Sample:FC1L_080S17, Compound:PFHpS, RT:7.040	5	
20-Mar-21	12:41:31	Pre modification peak	Sample:FC1L_080S24, Compound:PFHpS, RT:7.040		
20-Mar-21	12:41:31	Peak modified	Sample:FC1L_080S24, Compound:PFHpS, RT:7.040	5	
20-Mar-21	12:42:13	Pre modification peak	Sample:FC1L_080S25, Compound:PFHpS, RT:7.079		
20-Mar-21	12:42:13	Peak modified	Sample:FC1L_080S25, Compound:PFHpS, RT:7.079	3	
20-Mar-21	12:42:13	Pre modification peak	Sample:FC1L_080S25, Compound:PFHpS, RT:7.055		
20-Mar-21	12:42:13	Peak modified	Sample:FC1L_080S25, Compound:PFHpS, RT:7.055	3	
20-Mar-21	12:42:55	Pre modification peak	Sample:FC1L_080S15, Compound:PFOS, RT:7.576		
20-Mar-21	12:42:55	Peak modified	Sample:FC1L_080S15, Compound:PFOS, RT:7.576	1	
20-Mar-21	12:42:55	Pre modification peak	Sample:FC1L_080S15, Compound:PFOS, RT:7.569		
20-Mar-21	12:42:55	Peak modified	Sample:FC1L_080S15, Compound:PFOS, RT:7.569	1	
20-Mar-21	12:43:40	Pre modification peak	Sample:FC1L_080S16, Compound:PFOS, RT:7.563		
20-Mar-21	12:43:40	Peak modified	Sample:FC1L_080S16, Compound:PFOS, RT:7.563	1	
20-Mar-21	12:43:40	Pre modification peak	Sample:FC1L_080S16, Compound:PFOS, RT:7.569		
20-Mar-21	12:43:40	Peak modified	Sample:FC1L_080S16, Compound:PFOS, RT:7.569	1	
20-Mar-21	12:44:00	Pre modification peak	Sample:FC1L_080S17, Compound:PFOS, RT:7.562		
20-Mar-21	12:44:00	Peak modified	Sample:FC1L_080S17, Compound:PFOS, RT:7.562	1	
20-Mar-21	12:44:00	Pre modification peak	Sample:FC1L_080S17, Compound:PFOS, RT:7.569		
20-Mar-21	12:44:00	Peak modified	Sample:FC1L_080S17, Compound:PFOS, RT:7.569	1	
20-Mar-21	12:44:17	Pre modification peak	Sample:FC1L_080S18, Compound:PFOS, RT:7.569		
20-Mar-21	12:44:17	Peak modified	Sample:FC1L_080S18, Compound:PFOS, RT:7.569	1	
20-Mar-21	12:44:17	Pre modification peak	Sample:FC1L_080S18, Compound:PFOS, RT:7.576		
20-Mar-21	12:44:17	Peak modified	Sample:FC1L_080S18, Compound:PFOS, RT:7.576	1	
20-Mar-21	12:44:38	Pre modification peak	Sample:FC1L_080S19, Compound:PFOS, RT:7.569		
20-Mar-21	12:44:38	Peak modified	Sample:FC1L_080S19, Compound:PFOS, RT:7.569	1	
20-Mar-21	12:44:38	Pre modification peak	Sample:FC1L_080S19, Compound:PFOS, RT:7.569		
20-Mar-21	12:44:38	Peak modified	Sample:FC1L_080S19, Compound:PFOS, RT:7.569	1	
20-Mar-21	12:44:56	Pre modification peak	Sample:FC1L_080S20, Compound:PFOS, RT:7.569		
20-Mar-21	12:44:56	Peak modified	Sample:FC1L_080S20, Compound:PFOS, RT:7.569	1	

PV by TCH, SV by HH 10-Jun-21. see definitions on the number on 'Comment' column in case narratives

Quantify Audit Report MassLynx MassLynx V4.1 SCN909
SGS Axys Analytical Services, Ltd.

Dataset: G:\Masslynx\Inst_L\PFAS\quanfile\FC1L_080-a6.qld

Last Altered: Wednesday, June 09, 2021 15:38:41 Pacific Daylight Time
Printed: Thursday, June 10, 2021 10:18:46 Pacific Daylight Time

Date	Time	Event	Details	Comments	Signed
20-Mar-21	12:44:56	Pre modification peak	Sample:FC1L_080S20, Compound:PFOS, RT:7.569		
20-Mar-21	12:44:56	Peak modified	Sample:FC1L_080S20, Compound:PFOS, RT:7.569	1	TCH
20-Mar-21	12:45:04	Pre modification peak	Sample:FC1L_080S20, Compound:13C8-PFOS, RT:7.569		
20-Mar-21	12:45:04	Peak modified	Sample:FC1L_080S20, Compound:13C8-PFOS, RT:7.569	5	
20-Mar-21	12:45:28	Pre modification peak	Sample:FC1L_080S21, Compound:13C8-PFOS, RT:7.562		
20-Mar-21	12:45:28	Peak modified	Sample:FC1L_080S21, Compound:13C8-PFOS, RT:7.562	1	
20-Mar-21	12:45:28	Pre modification peak	Sample:FC1L_080S21, Compound:PFOS, RT:7.562		
20-Mar-21	12:45:28	Peak modified	Sample:FC1L_080S21, Compound:PFOS, RT:7.562	1	
20-Mar-21	12:45:28	Pre modification peak	Sample:FC1L_080S21, Compound:PFOS, RT:7.569		
20-Mar-21	12:45:28	Peak modified	Sample:FC1L_080S21, Compound:PFOS, RT:7.569	1	
20-Mar-21	12:45:48	Pre modification peak	Sample:FC1L_080S22, Compound:PFOS, RT:7.562		
20-Mar-21	12:45:48	Peak modified	Sample:FC1L_080S22, Compound:PFOS, RT:7.562	1	
20-Mar-21	12:45:48	Pre modification peak	Sample:FC1L_080S22, Compound:PFOS, RT:7.569		
20-Mar-21	12:45:48	Peak modified	Sample:FC1L_080S22, Compound:PFOS, RT:7.569	1	
20-Mar-21	12:46:03	Pre modification peak	Sample:FC1L_080S23, Compound:PFOS, RT:7.569		
20-Mar-21	12:46:03	Peak modified	Sample:FC1L_080S23, Compound:PFOS, RT:7.569	1	
20-Mar-21	12:46:03	Pre modification peak	Sample:FC1L_080S23, Compound:PFOS, RT:7.569		
20-Mar-21	12:46:03	Peak modified	Sample:FC1L_080S23, Compound:PFOS, RT:7.569	1	
20-Mar-21	12:46:18	Pre modification peak	Sample:FC1L_080S24, Compound:PFOS, RT:7.569		
20-Mar-21	12:46:18	Peak modified	Sample:FC1L_080S24, Compound:PFOS, RT:7.569	1	
20-Mar-21	12:46:18	Pre modification peak	Sample:FC1L_080S24, Compound:PFOS, RT:7.569		
20-Mar-21	12:46:18	Peak modified	Sample:FC1L_080S24, Compound:PFOS, RT:7.569	1	
20-Mar-21	12:46:37	Pre modification peak	Sample:FC1L_080S25, Compound:PFOS, RT:7.556		
20-Mar-21	12:46:37	Peak modified	Sample:FC1L_080S25, Compound:PFOS, RT:7.556	3	
20-Mar-21	12:46:37	Pre modification peak	Sample:FC1L_080S25, Compound:PFOS, RT:7.576		
20-Mar-21	12:46:37	Peak modified	Sample:FC1L_080S25, Compound:PFOS, RT:7.576	3	
20-Mar-21	12:46:53	Pre modification peak	Sample:FC1L_080S27, Compound:PFOS, RT:7.562		
20-Mar-21	12:46:53	Peak modified	Sample:FC1L_080S27, Compound:PFOS, RT:7.562	1	
20-Mar-21	12:46:53	Pre modification peak	Sample:FC1L_080S27, Compound:PFOS, RT:7.569		
20-Mar-21	12:46:53	Peak modified	Sample:FC1L_080S27, Compound:PFOS, RT:7.569	1	
20-Mar-21	12:47:07	Pre modification peak	Sample:FC1L_080S29, Compound:PFOS, RT:7.556		
20-Mar-21	12:47:07	Peak modified	Sample:FC1L_080S29, Compound:PFOS, RT:7.556	1	
20-Mar-21	12:47:07	Pre modification peak	Sample:FC1L_080S29, Compound:PFOS, RT:7.563		
20-Mar-21	12:47:07	Peak modified	Sample:FC1L_080S29, Compound:PFOS, RT:7.563	1	
20-Mar-21	12:47:17	Dataset Saved	Saved to 'C:\Users\tchen\Documents\Ting\C_Masslynx\FC1L_080-a3.qld'		
20-Mar-21	12:47:30	Pre modification peak	Sample:FC1L_080S15, Compound:PFNS, RT:7.895		
20-Mar-21	12:47:30	Peak modified	Sample:FC1L_080S15, Compound:PFNS, RT:7.895	5	
20-Mar-21	12:48:07	Pre modification peak	Sample:FC1L_080S19, Compound:PFNS, RT:7.896		

PV by TCH, SV by HH 10-Jun-21. see definitions on the number on 'Comment' column in case narratives

Quantify Audit Report MassLynx MassLynx V4.1 SCN909
SGS Axys Analytical Services, Ltd.

Dataset: G:\Masslynx\Inst_L\PFAS\quanfile\FC1L_080-a6.qld

Last Altered: Wednesday, June 09, 2021 15:38:41 Pacific Daylight Time
Printed: Thursday, June 10, 2021 10:18:46 Pacific Daylight Time

Date	Time	Event	Details	Comments	Signed
20-Mar-21	12:48:07	Peak modified	Sample:FC1L_080S19, Compound:PFNS, RT:7.896	5	
20-Mar-21	12:48:38	Pre modification peak	Sample:FC1L_080S25, Compound:PFNS, RT:7.885		TCH
20-Mar-21	12:48:38	Peak modified	Sample:FC1L_080S25, Compound:PFNS, RT:7.885	2	
20-Mar-21	12:48:38	Pre modification peak	Sample:FC1L_080S25, Compound:PFNS, RT:7.890		
20-Mar-21	12:48:38	Peak modified	Sample:FC1L_080S25, Compound:PFNS, RT:7.890	2	
20-Mar-21	12:48:54	Dataset Saved	Saved to 'C:\Users\tchen\Documents\Ting\C_Masslynx\FC1L_080-a3.qld'		
20-Mar-21	12:49:13	Pre modification peak	Sample:FC1L_080S15, Compound:PFDS, RT:8.160		
20-Mar-21	12:49:13	Peak modified	Sample:FC1L_080S15, Compound:PFDS, RT:8.160	5	
20-Mar-21	12:49:13	Pre modification peak	Sample:FC1L_080S15, Compound:PFDS, RT:8.160		
20-Mar-21	12:49:13	Peak modified	Sample:FC1L_080S15, Compound:PFDS, RT:8.160	5	
20-Mar-21	12:49:28	Pre modification peak	Sample:FC1L_080S17, Compound:PFDS, RT:8.152		
20-Mar-21	12:49:28	Peak modified	Sample:FC1L_080S17, Compound:PFDS, RT:8.152	5	
20-Mar-21	12:49:49	Pre modification peak	Sample:FC1L_080S19, Compound:PFDS, RT:8.160		
20-Mar-21	12:49:49	Peak modified	Sample:FC1L_080S19, Compound:PFDS, RT:8.160	5	
20-Mar-21	12:49:49	Pre modification peak	Sample:FC1L_080S19, Compound:PFDS, RT:8.160		
20-Mar-21	12:49:49	Peak modified	Sample:FC1L_080S19, Compound:PFDS, RT:8.160	5	
20-Mar-21	12:50:10	Dataset Saved	Saved to 'C:\Users\tchen\Documents\Ting\C_Masslynx\FC1L_080-a3.qld'		
20-Mar-21	12:50:34	Pre modification peak	Sample:FC1L_080S15, Compound:PFDoS, RT:8.881		
20-Mar-21	12:50:34	Peak modified	Sample:FC1L_080S15, Compound:PFDoS, RT:8.881	4	
20-Mar-21	12:50:59	Pre modification peak	Sample:FC1L_080S16, Compound:PFDoS, RT:8.892		
20-Mar-21	12:50:59	Peak modified	Sample:FC1L_080S16, Compound:PFDoS, RT:8.892	4	
20-Mar-21	12:50:59	Pre modification peak	Sample:FC1L_080S16, Compound:PFDoS, RT:8.881		
20-Mar-21	12:50:59	Peak modified	Sample:FC1L_080S16, Compound:PFDoS, RT:8.881	4	
20-Mar-21	12:51:28	Pre modification peak	Sample:FC1L_080S17, Compound:PFDoS, RT:8.881		
20-Mar-21	12:51:28	Peak modified	Sample:FC1L_080S17, Compound:PFDoS, RT:8.881	4	
20-Mar-21	12:51:28	Pre modification peak	Sample:FC1L_080S17, Compound:PFDoS, RT:8.887		
20-Mar-21	12:51:28	Peak modified	Sample:FC1L_080S17, Compound:PFDoS, RT:8.887	4	
20-Mar-21	12:51:49	Pre modification peak	Sample:FC1L_080S18, Compound:PFDoS, RT:8.887		
20-Mar-21	12:51:49	Peak modified	Sample:FC1L_080S18, Compound:PFDoS, RT:8.887	4	
20-Mar-21	12:51:49	Pre modification peak	Sample:FC1L_080S18, Compound:PFDoS, RT:8.887		
20-Mar-21	12:51:49	Peak modified	Sample:FC1L_080S18, Compound:PFDoS, RT:8.887	4	
20-Mar-21	13:04:53	Pre modification peak	Sample:FC1L_080S19, Compound:PFDoS, RT:8.881		
20-Mar-21	13:04:53	Peak modified	Sample:FC1L_080S19, Compound:PFDoS, RT:8.881	5	
20-Mar-21	13:04:53	Pre modification peak	Sample:FC1L_080S19, Compound:PFDoS, RT:8.881		
20-Mar-21	13:04:53	Peak modified	Sample:FC1L_080S19, Compound:PFDoS, RT:8.881	5	
20-Mar-21	13:07:57	Pre modification peak	Sample:FC1L_080S20, Compound:PFDoS, RT:8.876		
20-Mar-21	13:07:57	Peak modified	Sample:FC1L_080S20, Compound:PFDoS, RT:8.876	5	
20-Mar-21	13:07:57	Pre modification peak	Sample:FC1L_080S20, Compound:PFDoS, RT:8.876		

PV by TCH, SV by HH 10-Jun-21. see definitions on the number on 'Comment' column in case narratives

Quantify Audit Report MassLynx MassLynx V4.1 SCN909
SGS Axys Analytical Services, Ltd.

Dataset: G:\Masslynx\Inst_L\PFAS\quanfile\FC1L_080-a6.qld

Last Altered: Wednesday, June 09, 2021 15:38:41 Pacific Daylight Time
Printed: Thursday, June 10, 2021 10:18:46 Pacific Daylight Time

Date	Time	Event	Details	Comments	Signed
20-Mar-21	13:07:57	Peak modified	Sample:FC1L_080S20, Compound:PFDoS, RT:8.876	5	
20-Mar-21	13:08:17	Pre modification peak	Sample:FC1L_080S21, Compound:PFDoS, RT:8.876		TCH
20-Mar-21	13:08:17	Peak modified	Sample:FC1L_080S21, Compound:PFDoS, RT:8.876	5	
20-Mar-21	13:08:17	Pre modification peak	Sample:FC1L_080S21, Compound:PFDoS, RT:8.876		
20-Mar-21	13:08:17	Peak modified	Sample:FC1L_080S21, Compound:PFDoS, RT:8.876	5	
20-Mar-21	13:08:41	Pre modification peak	Sample:FC1L_080S22, Compound:PFDoS, RT:8.876		
20-Mar-21	13:08:41	Peak modified	Sample:FC1L_080S22, Compound:PFDoS, RT:8.876	5	
20-Mar-21	13:08:41	Pre modification peak	Sample:FC1L_080S22, Compound:PFDoS, RT:8.876		
20-Mar-21	13:08:41	Peak modified	Sample:FC1L_080S22, Compound:PFDoS, RT:8.876	5	
20-Mar-21	13:08:59	Pre modification peak	Sample:FC1L_080S23, Compound:PFDoS, RT:8.881		
20-Mar-21	13:08:59	Peak modified	Sample:FC1L_080S23, Compound:PFDoS, RT:8.881	5	
20-Mar-21	13:08:59	Pre modification peak	Sample:FC1L_080S23, Compound:PFDoS, RT:8.881		
20-Mar-21	13:08:59	Peak modified	Sample:FC1L_080S23, Compound:PFDoS, RT:8.881	5	
20-Mar-21	13:09:22	Pre modification peak	Sample:FC1L_080S24, Compound:PFDoS, RT:8.881		
20-Mar-21	13:09:22	Peak modified	Sample:FC1L_080S24, Compound:PFDoS, RT:8.881	5	
20-Mar-21	13:09:22	Pre modification peak	Sample:FC1L_080S24, Compound:PFDoS, RT:8.881		
20-Mar-21	13:09:22	Peak modified	Sample:FC1L_080S24, Compound:PFDoS, RT:8.881	5	
20-Mar-21	13:09:53	Pre modification peak	Sample:FC1L_080S25, Compound:PFDoS, RT:8.886		
20-Mar-21	13:09:53	Peak modified	Sample:FC1L_080S25, Compound:PFDoS, RT:8.886	5	
20-Mar-21	13:09:53	Pre modification peak	Sample:FC1L_080S25, Compound:PFDoS, RT:8.870		
20-Mar-21	13:09:53	Peak modified	Sample:FC1L_080S25, Compound:PFDoS, RT:8.870	5	
20-Mar-21	13:10:17	Pre modification peak	Sample:FC1L_080S27, Compound:PFDoS, RT:8.881		
20-Mar-21	13:10:17	Peak modified	Sample:FC1L_080S27, Compound:PFDoS, RT:8.881	4	
20-Mar-21	13:10:17	Pre modification peak	Sample:FC1L_080S27, Compound:PFDoS, RT:8.881		
20-Mar-21	13:10:17	Peak modified	Sample:FC1L_080S27, Compound:PFDoS, RT:8.881	4	
20-Mar-21	13:10:38	Pre modification peak	Sample:FC1L_080S29, Compound:PFDoS, RT:8.881		
20-Mar-21	13:10:38	Peak modified	Sample:FC1L_080S29, Compound:PFDoS, RT:8.881	5	
20-Mar-21	13:10:38	Pre modification peak	Sample:FC1L_080S29, Compound:PFDoS, RT:8.881		
20-Mar-21	13:10:38	Peak modified	Sample:FC1L_080S29, Compound:PFDoS, RT:8.881	5	
20-Mar-21	13:11:09	Dataset Saved	Saved to 'C:\Users\tchen\Documents\Ting\C_Masslynx\FC1L_080-a3.qld'		
20-Mar-21	13:11:38	Pre modification peak	Sample:FC1L_080S16, Compound:13C2-4:2 FTS, RT:4.855		
20-Mar-21	13:11:38	Peak modified	Sample:FC1L_080S16, Compound:13C2-4:2 FTS, RT:4.855	5	
20-Mar-21	13:11:38	Pre modification peak	Sample:FC1L_080S16, Compound:4:2 FTS, RT:4.861		
20-Mar-21	13:11:38	Peak modified	Sample:FC1L_080S16, Compound:4:2 FTS, RT:4.861	5	
20-Mar-21	13:11:56	Pre modification peak	Sample:FC1L_080S17, Compound:4:2 FTS, RT:4.855		
20-Mar-21	13:11:56	Peak modified	Sample:FC1L_080S17, Compound:4:2 FTS, RT:4.855	5	
20-Mar-21	13:12:28	Pre modification peak	Sample:FC1L_080S19, Compound:13C2-4:2 FTS, RT:4.855		
20-Mar-21	13:12:28	Peak modified	Sample:FC1L_080S19, Compound:13C2-4:2 FTS, RT:4.855	5	

PV by TCH, SV by HH 10-Jun-21. see definitions on the number on 'Comment' column in case narratives

Quantify Audit Report MassLynx MassLynx V4.1 SCN909
SGS Axys Analytical Services, Ltd.

Dataset: G:\Masslynx\Inst_L\PFAS\quanfile\FC1L_080-a6.qld

Last Altered: Wednesday, June 09, 2021 15:38:41 Pacific Daylight Time
Printed: Thursday, June 10, 2021 10:18:46 Pacific Daylight Time

Date	Time	Event	Details	Comments	Signed
20-Mar-21	13:12:28	Pre modification peak	Sample:FC1L_080S19, Compound:4:2 FTS, RT:4.855		
20-Mar-21	13:12:28	Peak modified	Sample:FC1L_080S19, Compound:4:2 FTS, RT:4.855	5	TCH
20-Mar-21	13:12:28	Pre modification peak	Sample:FC1L_080S19, Compound:4:2 FTS, RT:4.855		
20-Mar-21	13:12:28	Peak modified	Sample:FC1L_080S19, Compound:4:2 FTS, RT:4.855	5	
20-Mar-21	13:12:56	Pre modification peak	Sample:FC1L_080S18, Compound:4:2 FTS, RT:4.855		
20-Mar-21	13:12:56	Peak modified	Sample:FC1L_080S18, Compound:4:2 FTS, RT:4.855	5	
20-Mar-21	13:12:56	Pre modification peak	Sample:FC1L_080S18, Compound:4:2 FTS, RT:4.855		
20-Mar-21	13:12:56	Peak modified	Sample:FC1L_080S18, Compound:4:2 FTS, RT:4.855	5	
20-Mar-21	13:13:09	Pre modification peak	Sample:FC1L_080S20, Compound:13C2-4:2 FTS, RT:4.855		
20-Mar-21	13:13:09	Peak modified	Sample:FC1L_080S20, Compound:13C2-4:2 FTS, RT:4.855	5	
20-Mar-21	13:13:25	Pre modification peak	Sample:FC1L_080S24, Compound:13C2-4:2 FTS, RT:4.855		
20-Mar-21	13:13:25	Peak modified	Sample:FC1L_080S24, Compound:13C2-4:2 FTS, RT:4.855	5	
20-Mar-21	13:13:39	Calibration point Excluded	Compound: 4:2 FTS - Sample: FC1L_080S24		
20-Mar-21	13:14:01	Pre modification peak	Sample:FC1L_080S15, Compound:6:2 FTS, RT:5.810		
20-Mar-21	13:14:01	Peak modified	Sample:FC1L_080S15, Compound:6:2 FTS, RT:5.810	5	
20-Mar-21	13:14:01	Pre modification peak	Sample:FC1L_080S15, Compound:6:2 FTS, RT:5.816		
20-Mar-21	13:14:01	Peak modified	Sample:FC1L_080S15, Compound:6:2 FTS, RT:5.816	5	
20-Mar-21	13:14:16	Pre modification peak	Sample:FC1L_080S16, Compound:6:2 FTS, RT:5.810		
20-Mar-21	13:14:16	Peak modified	Sample:FC1L_080S16, Compound:6:2 FTS, RT:5.810	5	
20-Mar-21	13:14:54	Calibration point Excluded	Compound: 6:2 FTS - Sample: FC1L_080S24		
20-Mar-21	13:15:39	Pre modification peak	Sample:FC1L_080S17, Compound:13C2-8:2 FTS, RT:7.305		
20-Mar-21	13:15:39	Peak modified	Sample:FC1L_080S17, Compound:13C2-8:2 FTS, RT:7.305	5	
20-Mar-21	13:15:39	Pre modification peak	Sample:FC1L_080S17, Compound:8:2 FTS, RT:7.305		
20-Mar-21	13:15:39	Peak modified	Sample:FC1L_080S17, Compound:8:2 FTS, RT:7.305	5	
20-Mar-21	13:16:11	Pre modification peak	Sample:FC1L_080S25, Compound:8:2 FTS, RT:7.299		
20-Mar-21	13:16:11	Peak modified	Sample:FC1L_080S25, Compound:8:2 FTS, RT:7.299	2	
20-Mar-21	13:16:11	Pre modification peak	Sample:FC1L_080S25, Compound:8:2 FTS, RT:7.299		
20-Mar-21	13:16:11	Peak modified	Sample:FC1L_080S25, Compound:8:2 FTS, RT:7.299	2	
20-Mar-21	13:16:28	Calibration point Excluded	Compound: 8:2 FTS - Sample: FC1L_080S24		
20-Mar-21	13:16:37	Dataset Saved	Saved to 'C:\Users\tchen\Documents\Ting\C_Masslynx\FC1L_080-a3.qld'		
20-Mar-21	13:17:16	Pre modification peak	Sample:FC1L_080S17, Compound:PFOSA, RT:8.765		
20-Mar-21	13:17:16	Peak modified	Sample:FC1L_080S17, Compound:PFOSA, RT:8.765	1	
20-Mar-21	13:17:28	Pre modification peak	Sample:FC1L_080S16, Compound:PFOSA, RT:8.765		
20-Mar-21	13:17:28	Peak modified	Sample:FC1L_080S16, Compound:PFOSA, RT:8.765	1	
20-Mar-21	13:17:50	Pre modification peak	Sample:FC1L_080S15, Compound:13C8-PFOSA, RT:8.765		
20-Mar-21	13:17:50	Peak modified	Sample:FC1L_080S15, Compound:13C8-PFOSA, RT:8.765	1	
20-Mar-21	13:17:50	Pre modification peak	Sample:FC1L_080S15, Compound:PFOSA, RT:8.770		
20-Mar-21	13:17:50	Peak modified	Sample:FC1L_080S15, Compound:PFOSA, RT:8.770	1	

PV by TCH, SV by HH 10-Jun-21. see definitions on the number on 'Comment' column in case narratives

Quantify Audit Report MassLynx MassLynx V4.1 SCN909
SGS Axys Analytical Services, Ltd.

Dataset: G:\Masslynx\Inst_L\PFAS\quanfile\FC1L_080-a6.qld

Last Altered: Wednesday, June 09, 2021 15:38:41 Pacific Daylight Time
Printed: Thursday, June 10, 2021 10:18:46 Pacific Daylight Time

Date	Time	Event	Details	Comments	Signed
20-Mar-21	13:18:03	Pre modification peak	Sample:FC1L_080S16, Compound:13C8-PFOSA, RT:8.765		
20-Mar-21	13:18:03	Peak modified	Sample:FC1L_080S16, Compound:13C8-PFOSA, RT:8.765	5	TCH
20-Mar-21	13:18:24	Pre modification peak	Sample:FC1L_080S18, Compound:13C8-PFOSA, RT:8.765		
20-Mar-21	13:18:24	Peak modified	Sample:FC1L_080S18, Compound:13C8-PFOSA, RT:8.765	1	
20-Mar-21	13:18:24	Pre modification peak	Sample:FC1L_080S18, Compound:PFOSA, RT:8.765		
20-Mar-21	13:18:24	Peak modified	Sample:FC1L_080S18, Compound:PFOSA, RT:8.765	1	
20-Mar-21	13:18:42	Pre modification peak	Sample:FC1L_080S19, Compound:13C8-PFOSA, RT:8.759		
20-Mar-21	13:18:42	Peak modified	Sample:FC1L_080S19, Compound:13C8-PFOSA, RT:8.759	1	
20-Mar-21	13:18:42	Pre modification peak	Sample:FC1L_080S19, Compound:PFOSA, RT:8.759		
20-Mar-21	13:18:42	Peak modified	Sample:FC1L_080S19, Compound:PFOSA, RT:8.759	1	
20-Mar-21	13:18:58	Pre modification peak	Sample:FC1L_080S20, Compound:PFOSA, RT:8.760		
20-Mar-21	13:18:58	Peak modified	Sample:FC1L_080S20, Compound:PFOSA, RT:8.760	1	
20-Mar-21	13:19:18	Pre modification peak	Sample:FC1L_080S21, Compound:PFOSA, RT:8.760		
20-Mar-21	13:19:18	Peak modified	Sample:FC1L_080S21, Compound:PFOSA, RT:8.760	1	
20-Mar-21	13:19:35	Pre modification peak	Sample:FC1L_080S22, Compound:PFOSA, RT:8.760		
20-Mar-21	13:19:35	Peak modified	Sample:FC1L_080S22, Compound:PFOSA, RT:8.760	1	
20-Mar-21	13:19:52	Pre modification peak	Sample:FC1L_080S23, Compound:13C8-PFOSA, RT:8.754		
20-Mar-21	13:19:52	Peak modified	Sample:FC1L_080S23, Compound:13C8-PFOSA, RT:8.754	1	
20-Mar-21	13:19:52	Pre modification peak	Sample:FC1L_080S23, Compound:PFOSA, RT:8.760		
20-Mar-21	13:19:52	Peak modified	Sample:FC1L_080S23, Compound:PFOSA, RT:8.760	1	
20-Mar-21	13:20:09	Pre modification peak	Sample:FC1L_080S24, Compound:PFOSA, RT:8.760		
20-Mar-21	13:20:09	Peak modified	Sample:FC1L_080S24, Compound:PFOSA, RT:8.760	1	
20-Mar-21	13:20:37	Pre modification peak	Sample:FC1L_080S27, Compound:13C8-PFOSA, RT:8.760		
20-Mar-21	13:20:37	Peak modified	Sample:FC1L_080S27, Compound:13C8-PFOSA, RT:8.760	1	
20-Mar-21	13:20:37	Pre modification peak	Sample:FC1L_080S27, Compound:PFOSA, RT:8.760		
20-Mar-21	13:20:37	Peak modified	Sample:FC1L_080S27, Compound:PFOSA, RT:8.760	1	
20-Mar-21	13:20:47	Peak modified	Sample:FC1L_080S27, Compound:PFOSA, RT:8.760	1	
20-Mar-21	13:21:01	Pre modification peak	Sample:FC1L_080S29, Compound:PFOSA, RT:8.759		
20-Mar-21	13:21:01	Peak modified	Sample:FC1L_080S29, Compound:PFOSA, RT:8.759	1	
20-Mar-21	13:21:21	Peak modified	Sample:FC1L_080S29, Compound:PFOSA, RT:8.759	1	
20-Mar-21	13:22:19	Pre modification peak	Sample:FC1L_080S15, Compound:N-MeFOSA, RT:10.160		
20-Mar-21	13:22:19	Peak modified	Sample:FC1L_080S15, Compound:N-MeFOSA, RT:10.160	1	
20-Mar-21	13:22:19	Pre modification peak	Sample:FC1L_080S15, Compound:N-MeFOSA, RT:10.149		
20-Mar-21	13:22:19	Peak modified	Sample:FC1L_080S15, Compound:N-MeFOSA, RT:10.149	1	
20-Mar-21	13:22:29	Peak modified	Sample:FC1L_080S15, Compound:N-MeFOSA, RT:10.160	1	
20-Mar-21	13:22:49	Pre modification peak	Sample:FC1L_080S16, Compound:N-MeFOSA, RT:10.160		
20-Mar-21	13:22:49	Peak modified	Sample:FC1L_080S16, Compound:N-MeFOSA, RT:10.160	1	
20-Mar-21	13:22:49	Pre modification peak	Sample:FC1L_080S16, Compound:N-MeFOSA, RT:10.155		

PV by TCH, SV by HH 10-Jun-21. see definitions on the number on 'Comment' column in case narratives

Quantify Audit Report MassLynx MassLynx V4.1 SCN909
SGS Axys Analytical Services, Ltd.

Dataset: G:\Masslynx\Inst_L\PFAS\quanfile\FC1L_080-a6.qld

Last Altered: Wednesday, June 09, 2021 15:38:41 Pacific Daylight Time
Printed: Thursday, June 10, 2021 10:18:46 Pacific Daylight Time

Date	Time	Event	Details	Comments	Signed
20-Mar-21	13:22:49	Peak modified	Sample:FC1L_080S16, Compound:N-MeFOSA, RT:10.155	1	
20-Mar-21	13:23:02	Peak modified	Sample:FC1L_080S16, Compound:N-MeFOSA, RT:10.160	2	TCH
20-Mar-21	13:26:46	Pre modification peak	Sample:FC1L_080S17, Compound:N-MeFOSA, RT:10.155		
20-Mar-21	13:26:46	Peak modified	Sample:FC1L_080S17, Compound:N-MeFOSA, RT:10.155	1	
20-Mar-21	13:26:46	Pre modification peak	Sample:FC1L_080S17, Compound:N-MeFOSA, RT:10.149		
20-Mar-21	13:26:46	Peak modified	Sample:FC1L_080S17, Compound:N-MeFOSA, RT:10.149	1	
20-Mar-21	13:27:05	Pre modification peak	Sample:FC1L_080S18, Compound:N-MeFOSA, RT:10.160		
20-Mar-21	13:27:05	Peak modified	Sample:FC1L_080S18, Compound:N-MeFOSA, RT:10.160	1	
20-Mar-21	13:27:05	Pre modification peak	Sample:FC1L_080S18, Compound:N-MeFOSA, RT:10.155		
20-Mar-21	13:27:05	Peak modified	Sample:FC1L_080S18, Compound:N-MeFOSA, RT:10.155	1	
20-Mar-21	13:28:02	Pre modification peak	Sample:FC1L_080S19, Compound:N-MeFOSA, RT:10.155		
20-Mar-21	13:28:02	Peak modified	Sample:FC1L_080S19, Compound:N-MeFOSA, RT:10.155	1	
20-Mar-21	13:28:02	Pre modification peak	Sample:FC1L_080S19, Compound:N-MeFOSA, RT:10.155		
20-Mar-21	13:28:02	Peak modified	Sample:FC1L_080S19, Compound:N-MeFOSA, RT:10.155	1	
20-Mar-21	13:28:32	Pre modification peak	Sample:FC1L_080S20, Compound:N-MeFOSA, RT:10.155		
20-Mar-21	13:28:32	Peak modified	Sample:FC1L_080S20, Compound:N-MeFOSA, RT:10.155	1	
20-Mar-21	13:28:32	Pre modification peak	Sample:FC1L_080S20, Compound:N-MeFOSA, RT:10.149		
20-Mar-21	13:28:32	Peak modified	Sample:FC1L_080S20, Compound:N-MeFOSA, RT:10.149	1	
20-Mar-21	13:28:51	Pre modification peak	Sample:FC1L_080S21, Compound:N-MeFOSA, RT:10.149		
20-Mar-21	13:28:51	Peak modified	Sample:FC1L_080S21, Compound:N-MeFOSA, RT:10.149	1	
20-Mar-21	13:28:51	Pre modification peak	Sample:FC1L_080S21, Compound:N-MeFOSA, RT:10.144		
20-Mar-21	13:28:51	Peak modified	Sample:FC1L_080S21, Compound:N-MeFOSA, RT:10.144	1	
20-Mar-21	13:29:16	Pre modification peak	Sample:FC1L_080S22, Compound:N-MeFOSA, RT:10.155		
20-Mar-21	13:29:16	Peak modified	Sample:FC1L_080S22, Compound:N-MeFOSA, RT:10.155	1	
20-Mar-21	13:29:16	Pre modification peak	Sample:FC1L_080S22, Compound:N-MeFOSA, RT:10.149		
20-Mar-21	13:29:16	Peak modified	Sample:FC1L_080S22, Compound:N-MeFOSA, RT:10.149	1	
20-Mar-21	13:29:38	Pre modification peak	Sample:FC1L_080S23, Compound:N-MeFOSA, RT:10.155		
20-Mar-21	13:29:38	Peak modified	Sample:FC1L_080S23, Compound:N-MeFOSA, RT:10.155	1	
20-Mar-21	13:29:38	Pre modification peak	Sample:FC1L_080S23, Compound:N-MeFOSA, RT:10.150		
20-Mar-21	13:29:38	Peak modified	Sample:FC1L_080S23, Compound:N-MeFOSA, RT:10.150	1	
20-Mar-21	13:30:01	Pre modification peak	Sample:FC1L_080S24, Compound:D3-N-MeFOSA, RT:10.155		
20-Mar-21	13:30:01	Peak modified	Sample:FC1L_080S24, Compound:D3-N-MeFOSA, RT:10.155	1	
20-Mar-21	13:30:01	Pre modification peak	Sample:FC1L_080S24, Compound:N-MeFOSA, RT:10.160		
20-Mar-21	13:30:01	Peak modified	Sample:FC1L_080S24, Compound:N-MeFOSA, RT:10.160	1	
20-Mar-21	13:30:01	Pre modification peak	Sample:FC1L_080S24, Compound:N-MeFOSA, RT:10.155		
20-Mar-21	13:30:01	Peak modified	Sample:FC1L_080S24, Compound:N-MeFOSA, RT:10.155	1	
20-Mar-21	13:30:23	Pre modification peak	Sample:FC1L_080S16, Compound:D3-N-MeFOSA, RT:10.149		
20-Mar-21	13:30:23	Peak modified	Sample:FC1L_080S16, Compound:D3-N-MeFOSA, RT:10.149	5	

PV by TCH, SV by HH 10-Jun-21. see definitions on the number on 'Comment' column in case narratives

Quantify Audit Report MassLynx MassLynx V4.1 SCN909
SGS Axys Analytical Services, Ltd.

Dataset: G:\Masslynx\Inst_L\PFAS\quanfile\FC1L_080-a6.qld

Last Altered: Wednesday, June 09, 2021 15:38:41 Pacific Daylight Time
Printed: Thursday, June 10, 2021 10:18:46 Pacific Daylight Time

Date	Time	Event	Details	Comments	Signed
20-Mar-21	13:30:43	Pre modification peak	Sample:FC1L_080S20, Compound:D3-N-MeFOSA, RT:10.149		
20-Mar-21	13:30:43	Peak modified	Sample:FC1L_080S20, Compound:D3-N-MeFOSA, RT:10.149	5	TCH
20-Mar-21	13:31:18	Pre modification peak	Sample:FC1L_080S25, Compound:N-MeFOSA, RT:10.139		
20-Mar-21	13:31:18	Peak modified	Sample:FC1L_080S25, Compound:N-MeFOSA, RT:10.139	3	
20-Mar-21	13:31:38	Pre modification peak	Sample:FC1L_080S27, Compound:N-MeFOSA, RT:10.160		
20-Mar-21	13:31:38	Peak modified	Sample:FC1L_080S27, Compound:N-MeFOSA, RT:10.160	1	
20-Mar-21	13:31:38	Pre modification peak	Sample:FC1L_080S27, Compound:N-MeFOSA, RT:10.155		
20-Mar-21	13:31:38	Peak modified	Sample:FC1L_080S27, Compound:N-MeFOSA, RT:10.155	1	
20-Mar-21	13:31:56	Pre modification peak	Sample:FC1L_080S29, Compound:N-MeFOSA, RT:10.155		
20-Mar-21	13:31:56	Peak modified	Sample:FC1L_080S29, Compound:N-MeFOSA, RT:10.155	1	
20-Mar-21	13:31:56	Pre modification peak	Sample:FC1L_080S29, Compound:N-MeFOSA, RT:10.149		
20-Mar-21	13:31:56	Peak modified	Sample:FC1L_080S29, Compound:N-MeFOSA, RT:10.149	1	
20-Mar-21	13:32:03	Dataset Saved	Saved to 'C:\Users\tchen\Documents\Ting\C_Masslynx\FC1L_080-a3.qld'		
20-Mar-21	13:32:33	Pre modification peak	Sample:FC1L_080S15, Compound:N-EtFOSA, RT:10.434		
20-Mar-21	13:32:33	Peak modified	Sample:FC1L_080S15, Compound:N-EtFOSA, RT:10.434	1	
20-Mar-21	13:32:33	Pre modification peak	Sample:FC1L_080S15, Compound:N-EtFOSA, RT:10.434		
20-Mar-21	13:32:33	Peak modified	Sample:FC1L_080S15, Compound:N-EtFOSA, RT:10.434	1	
20-Mar-21	13:32:56	Pre modification peak	Sample:FC1L_080S16, Compound:N-EtFOSA, RT:10.434		
20-Mar-21	13:32:56	Peak modified	Sample:FC1L_080S16, Compound:N-EtFOSA, RT:10.434	1	
20-Mar-21	13:32:56	Pre modification peak	Sample:FC1L_080S16, Compound:N-EtFOSA, RT:10.434		
20-Mar-21	13:32:56	Peak modified	Sample:FC1L_080S16, Compound:N-EtFOSA, RT:10.434	1	
20-Mar-21	13:33:34	Pre modification peak	Sample:FC1L_080S17, Compound:N-EtFOSA, RT:10.434		
20-Mar-21	13:33:34	Peak modified	Sample:FC1L_080S17, Compound:N-EtFOSA, RT:10.434	1	
20-Mar-21	13:33:34	Pre modification peak	Sample:FC1L_080S17, Compound:N-EtFOSA, RT:10.434		
20-Mar-21	13:33:34	Peak modified	Sample:FC1L_080S17, Compound:N-EtFOSA, RT:10.434	1	
20-Mar-21	13:34:00	Pre modification peak	Sample:FC1L_080S18, Compound:N-EtFOSA, RT:10.434		
20-Mar-21	13:34:00	Peak modified	Sample:FC1L_080S18, Compound:N-EtFOSA, RT:10.434	1	
20-Mar-21	13:34:00	Pre modification peak	Sample:FC1L_080S18, Compound:N-EtFOSA, RT:10.439		
20-Mar-21	13:34:00	Peak modified	Sample:FC1L_080S18, Compound:N-EtFOSA, RT:10.439	1	
20-Mar-21	13:34:31	Pre modification peak	Sample:FC1L_080S19, Compound:N-EtFOSA, RT:10.434		
20-Mar-21	13:34:31	Peak modified	Sample:FC1L_080S19, Compound:N-EtFOSA, RT:10.434	1	
20-Mar-21	13:34:31	Pre modification peak	Sample:FC1L_080S19, Compound:N-EtFOSA, RT:10.439		
20-Mar-21	13:34:31	Peak modified	Sample:FC1L_080S19, Compound:N-EtFOSA, RT:10.439	1	
20-Mar-21	13:36:26	Pre modification peak	Sample:FC1L_080S20, Compound:N-EtFOSA, RT:10.429		
20-Mar-21	13:36:26	Peak modified	Sample:FC1L_080S20, Compound:N-EtFOSA, RT:10.429	1	
20-Mar-21	13:36:26	Pre modification peak	Sample:FC1L_080S20, Compound:N-EtFOSA, RT:10.434		
20-Mar-21	13:36:26	Peak modified	Sample:FC1L_080S20, Compound:N-EtFOSA, RT:10.434	1	
20-Mar-21	13:36:58	Pre modification peak	Sample:FC1L_080S21, Compound:N-EtFOSA, RT:10.429		

PV by TCH, SV by HH 10-Jun-21. see definitions on the number on 'Comment' column in case narratives

Quantify Audit Report MassLynx MassLynx V4.1 SCN909
SGS Axys Analytical Services, Ltd.

Dataset: G:\Masslynx\Inst_L\PFAS\quanfile\FC1L_080-a6.qld

Last Altered: Wednesday, June 09, 2021 15:38:41 Pacific Daylight Time
Printed: Thursday, June 10, 2021 10:18:46 Pacific Daylight Time

Date	Time	Event	Details	Comments	Signed
20-Mar-21	13:36:58	Peak modified	Sample:FC1L_080S21, Compound:N-EtFOSA, RT:10.429	1	
20-Mar-21	13:36:58	Pre modification peak	Sample:FC1L_080S21, Compound:N-EtFOSA, RT:10.434		TCH
20-Mar-21	13:36:58	Peak modified	Sample:FC1L_080S21, Compound:N-EtFOSA, RT:10.434	1	
20-Mar-21	13:37:26	Pre modification peak	Sample:FC1L_080S22, Compound:N-EtFOSA, RT:10.434		
20-Mar-21	13:37:26	Peak modified	Sample:FC1L_080S22, Compound:N-EtFOSA, RT:10.434	1	
20-Mar-21	13:37:26	Pre modification peak	Sample:FC1L_080S22, Compound:N-EtFOSA, RT:10.434		
20-Mar-21	13:37:26	Peak modified	Sample:FC1L_080S22, Compound:N-EtFOSA, RT:10.434	1	
20-Mar-21	13:38:01	Pre modification peak	Sample:FC1L_080S23, Compound:N-EtFOSA, RT:10.434		
20-Mar-21	13:38:01	Peak modified	Sample:FC1L_080S23, Compound:N-EtFOSA, RT:10.434	1	
20-Mar-21	13:38:01	Pre modification peak	Sample:FC1L_080S23, Compound:N-EtFOSA, RT:10.434		
20-Mar-21	13:38:01	Peak modified	Sample:FC1L_080S23, Compound:N-EtFOSA, RT:10.434	1	
20-Mar-21	13:38:39	Pre modification peak	Sample:FC1L_080S24, Compound:N-EtFOSA, RT:10.434		
20-Mar-21	13:38:39	Peak modified	Sample:FC1L_080S24, Compound:N-EtFOSA, RT:10.434	1	
20-Mar-21	13:38:39	Pre modification peak	Sample:FC1L_080S24, Compound:N-EtFOSA, RT:10.439		
20-Mar-21	13:38:39	Peak modified	Sample:FC1L_080S24, Compound:N-EtFOSA, RT:10.439	1	
20-Mar-21	13:39:01	Pre modification peak	Sample:FC1L_080S25, Compound:N-EtFOSA, RT:10.429		
20-Mar-21	13:39:01	Peak modified	Sample:FC1L_080S25, Compound:N-EtFOSA, RT:10.429	1	
20-Mar-21	13:39:01	Pre modification peak	Sample:FC1L_080S25, Compound:N-EtFOSA, RT:10.439		
20-Mar-21	13:39:01	Peak modified	Sample:FC1L_080S25, Compound:N-EtFOSA, RT:10.439	1	
20-Mar-21	13:39:15	Pre modification peak	Sample:FC1L_080S27, Compound:N-EtFOSA, RT:10.434		
20-Mar-21	13:39:15	Peak modified	Sample:FC1L_080S27, Compound:N-EtFOSA, RT:10.434	1	
20-Mar-21	13:39:15	Pre modification peak	Sample:FC1L_080S27, Compound:N-EtFOSA, RT:10.439		
20-Mar-21	13:39:15	Peak modified	Sample:FC1L_080S27, Compound:N-EtFOSA, RT:10.439	1	
20-Mar-21	13:39:34	Pre modification peak	Sample:FC1L_080S29, Compound:N-EtFOSA, RT:10.434		
20-Mar-21	13:39:34	Peak modified	Sample:FC1L_080S29, Compound:N-EtFOSA, RT:10.434	1	
20-Mar-21	13:39:34	Pre modification peak	Sample:FC1L_080S29, Compound:N-EtFOSA, RT:10.439		
20-Mar-21	13:39:34	Peak modified	Sample:FC1L_080S29, Compound:N-EtFOSA, RT:10.439	1	
20-Mar-21	13:40:11	Dataset Saved	Saved to 'C:\Users\tchen\Documents\Ting\C_Masslynx\FC1L_080-a3.qld'		
20-Mar-21	13:55:50	Pre modification peak	Sample:FC1L_080S15, Compound:MeFOSAA, RT:7.562		
20-Mar-21	13:55:50	Peak modified	Sample:FC1L_080S15, Compound:MeFOSAA, RT:7.562	2	
20-Mar-21	13:56:32	Pre modification peak	Sample:FC1L_080S16, Compound:D3-MeFOSAA, RT:7.542		
20-Mar-21	13:56:32	Peak modified	Sample:FC1L_080S16, Compound:D3-MeFOSAA, RT:7.542	1	
20-Mar-21	13:56:32	Pre modification peak	Sample:FC1L_080S16, Compound:MeFOSAA, RT:7.542		
20-Mar-21	13:56:32	Peak modified	Sample:FC1L_080S16, Compound:MeFOSAA, RT:7.542	1	
20-Mar-21	13:56:32	Pre modification peak	Sample:FC1L_080S16, Compound:MeFOSAA, RT:7.542		
20-Mar-21	13:56:32	Peak modified	Sample:FC1L_080S16, Compound:MeFOSAA, RT:7.542	1	
20-Mar-21	13:58:37	Peak modified	Sample:FC1L_080S16, Compound:MeFOSAA, RT:7.542	1	
20-Mar-21	13:59:11	Pre modification peak	Sample:FC1L_080S17, Compound:D3-MeFOSAA, RT:7.542		

PV by TCH, SV by HH 10-Jun-21. see definitions on the number on 'Comment' column in case narratives

Quantify Audit Report MassLynx MassLynx V4.1 SCN909
SGS Axys Analytical Services, Ltd.

Dataset: G:\Masslynx\Inst_L\PFAS\quanfile\FC1L_080-a6.qld

Last Altered: Wednesday, June 09, 2021 15:38:41 Pacific Daylight Time
Printed: Thursday, June 10, 2021 10:18:46 Pacific Daylight Time

Date	Time	Event	Details	Comments	Signed
20-Mar-21	13:59:11	Peak modified	Sample:FC1L_080S17, Compound:D3-MeFOSAA, RT:7.542	1	
20-Mar-21	13:59:11	Pre modification peak	Sample:FC1L_080S17, Compound:MeFOSAA, RT:7.542		TCH
20-Mar-21	13:59:11	Peak modified	Sample:FC1L_080S17, Compound:MeFOSAA, RT:7.542	1	
20-Mar-21	13:59:11	Pre modification peak	Sample:FC1L_080S17, Compound:MeFOSAA, RT:7.549		
20-Mar-21	13:59:11	Peak modified	Sample:FC1L_080S17, Compound:MeFOSAA, RT:7.549	1	
20-Mar-21	13:59:33	Pre modification peak	Sample:FC1L_080S18, Compound:MeFOSAA, RT:7.549		
20-Mar-21	13:59:33	Peak modified	Sample:FC1L_080S18, Compound:MeFOSAA, RT:7.549	1	
20-Mar-21	13:59:33	Pre modification peak	Sample:FC1L_080S18, Compound:MeFOSAA, RT:7.549		
20-Mar-21	13:59:33	Peak modified	Sample:FC1L_080S18, Compound:MeFOSAA, RT:7.549	1	
20-Mar-21	13:59:50	Pre modification peak	Sample:FC1L_080S19, Compound:MeFOSAA, RT:7.549		
20-Mar-21	13:59:50	Peak modified	Sample:FC1L_080S19, Compound:MeFOSAA, RT:7.549	1	
20-Mar-21	13:59:50	Pre modification peak	Sample:FC1L_080S19, Compound:MeFOSAA, RT:7.549		
20-Mar-21	13:59:50	Peak modified	Sample:FC1L_080S19, Compound:MeFOSAA, RT:7.549	1	
20-Mar-21	14:00:03	Pre modification peak	Sample:FC1L_080S20, Compound:MeFOSAA, RT:7.549		
20-Mar-21	14:00:03	Peak modified	Sample:FC1L_080S20, Compound:MeFOSAA, RT:7.549	1	
20-Mar-21	14:00:03	Pre modification peak	Sample:FC1L_080S20, Compound:MeFOSAA, RT:7.549		
20-Mar-21	14:00:03	Peak modified	Sample:FC1L_080S20, Compound:MeFOSAA, RT:7.549	1	
20-Mar-21	14:00:16	Pre modification peak	Sample:FC1L_080S21, Compound:MeFOSAA, RT:7.542		
20-Mar-21	14:00:16	Peak modified	Sample:FC1L_080S21, Compound:MeFOSAA, RT:7.542	1	
20-Mar-21	14:00:16	Pre modification peak	Sample:FC1L_080S21, Compound:MeFOSAA, RT:7.549		
20-Mar-21	14:00:16	Peak modified	Sample:FC1L_080S21, Compound:MeFOSAA, RT:7.549	1	
20-Mar-21	14:00:32	Pre modification peak	Sample:FC1L_080S21, Compound:D3-MeFOSAA, RT:7.542		
20-Mar-21	14:00:32	Peak modified	Sample:FC1L_080S21, Compound:D3-MeFOSAA, RT:7.542	5	
20-Mar-21	14:00:55	Pre modification peak	Sample:FC1L_080S22, Compound:MeFOSAA, RT:7.549		
20-Mar-21	14:00:55	Peak modified	Sample:FC1L_080S22, Compound:MeFOSAA, RT:7.549	1	
20-Mar-21	14:00:55	Pre modification peak	Sample:FC1L_080S22, Compound:MeFOSAA, RT:7.549		
20-Mar-21	14:00:55	Peak modified	Sample:FC1L_080S22, Compound:MeFOSAA, RT:7.549	1	
20-Mar-21	14:01:11	Pre modification peak	Sample:FC1L_080S23, Compound:MeFOSAA, RT:7.549		
20-Mar-21	14:01:11	Peak modified	Sample:FC1L_080S23, Compound:MeFOSAA, RT:7.549	1	
20-Mar-21	14:01:11	Pre modification peak	Sample:FC1L_080S23, Compound:MeFOSAA, RT:7.549		
20-Mar-21	14:01:11	Peak modified	Sample:FC1L_080S23, Compound:MeFOSAA, RT:7.549	1	
20-Mar-21	14:01:25	Pre modification peak	Sample:FC1L_080S24, Compound:MeFOSAA, RT:7.549		
20-Mar-21	14:01:25	Peak modified	Sample:FC1L_080S24, Compound:MeFOSAA, RT:7.549	1	
20-Mar-21	14:01:25	Pre modification peak	Sample:FC1L_080S24, Compound:MeFOSAA, RT:7.549		
20-Mar-21	14:01:25	Peak modified	Sample:FC1L_080S24, Compound:MeFOSAA, RT:7.549	1	
20-Mar-21	14:01:40	Pre modification peak	Sample:FC1L_080S25, Compound:MeFOSAA, RT:7.542		
20-Mar-21	14:01:40	Peak modified	Sample:FC1L_080S25, Compound:MeFOSAA, RT:7.542	2	
20-Mar-21	14:02:01	Pre modification peak	Sample:FC1L_080S27, Compound:MeFOSAA, RT:7.549		

PV by TCH, SV by HH 10-Jun-21. see definitions on the number on 'Comment' column in case narratives

Quantify Audit Report MassLynx MassLynx V4.1 SCN909
SGS Axys Analytical Services, Ltd.

Dataset: G:\Masslynx\Inst_L\PFAS\quanfile\FC1L_080-a6.qld

Last Altered: Wednesday, June 09, 2021 15:38:41 Pacific Daylight Time
Printed: Thursday, June 10, 2021 10:18:46 Pacific Daylight Time

Date	Time	Event	Details	Comments	Signed
20-Mar-21	14:02:01	Peak modified	Sample:FC1L_080S27, Compound:MeFOSAA, RT:7.549	1	
20-Mar-21	14:02:01	Pre modification peak	Sample:FC1L_080S27, Compound:MeFOSAA, RT:7.549		TCH
20-Mar-21	14:02:01	Peak modified	Sample:FC1L_080S27, Compound:MeFOSAA, RT:7.549	1	
20-Mar-21	14:02:15	Pre modification peak	Sample:FC1L_080S29, Compound:MeFOSAA, RT:7.542		
20-Mar-21	14:02:15	Peak modified	Sample:FC1L_080S29, Compound:MeFOSAA, RT:7.542	1	
20-Mar-21	14:02:15	Pre modification peak	Sample:FC1L_080S29, Compound:MeFOSAA, RT:7.535		
20-Mar-21	14:02:15	Peak modified	Sample:FC1L_080S29, Compound:MeFOSAA, RT:7.535	1	
20-Mar-21	14:03:11	Pre modification peak	Sample:FC1L_080S17, Compound:EtFOSAA, RT:7.680		
20-Mar-21	14:03:11	Peak modified	Sample:FC1L_080S17, Compound:EtFOSAA, RT:7.680	1	
20-Mar-21	14:03:11	Pre modification peak	Sample:FC1L_080S17, Compound:EtFOSAA, RT:7.687		
20-Mar-21	14:03:11	Peak modified	Sample:FC1L_080S17, Compound:EtFOSAA, RT:7.687	1	
20-Mar-21	14:03:40	Pre modification peak	Sample:FC1L_080S15, Compound:EtFOSAA, RT:7.687		
20-Mar-21	14:03:40	Peak modified	Sample:FC1L_080S15, Compound:EtFOSAA, RT:7.687	1	
20-Mar-21	14:03:40	Pre modification peak	Sample:FC1L_080S15, Compound:EtFOSAA, RT:7.687		
20-Mar-21	14:03:40	Peak modified	Sample:FC1L_080S15, Compound:EtFOSAA, RT:7.687	1	
20-Mar-21	14:04:01	Pre modification peak	Sample:FC1L_080S16, Compound:EtFOSAA, RT:7.687		
20-Mar-21	14:04:01	Peak modified	Sample:FC1L_080S16, Compound:EtFOSAA, RT:7.687	1	
20-Mar-21	14:04:01	Pre modification peak	Sample:FC1L_080S16, Compound:EtFOSAA, RT:7.687		
20-Mar-21	14:04:01	Peak modified	Sample:FC1L_080S16, Compound:EtFOSAA, RT:7.687	1	
20-Mar-21	14:04:23	Pre modification peak	Sample:FC1L_080S18, Compound:EtFOSAA, RT:7.694		
20-Mar-21	14:04:23	Peak modified	Sample:FC1L_080S18, Compound:EtFOSAA, RT:7.694	1	
20-Mar-21	14:04:23	Pre modification peak	Sample:FC1L_080S18, Compound:EtFOSAA, RT:7.694		
20-Mar-21	14:04:23	Peak modified	Sample:FC1L_080S18, Compound:EtFOSAA, RT:7.694	1	
20-Mar-21	14:04:37	Pre modification peak	Sample:FC1L_080S19, Compound:EtFOSAA, RT:7.687		
20-Mar-21	14:04:37	Peak modified	Sample:FC1L_080S19, Compound:EtFOSAA, RT:7.687	1	
20-Mar-21	14:04:37	Pre modification peak	Sample:FC1L_080S19, Compound:EtFOSAA, RT:7.687		
20-Mar-21	14:04:37	Peak modified	Sample:FC1L_080S19, Compound:EtFOSAA, RT:7.687	1	
20-Mar-21	14:04:57	Pre modification peak	Sample:FC1L_080S20, Compound:D5-EtFOSAA, RT:7.687		
20-Mar-21	14:04:57	Peak modified	Sample:FC1L_080S20, Compound:D5-EtFOSAA, RT:7.687	1	
20-Mar-21	14:04:57	Pre modification peak	Sample:FC1L_080S20, Compound:EtFOSAA, RT:7.687		
20-Mar-21	14:04:57	Peak modified	Sample:FC1L_080S20, Compound:EtFOSAA, RT:7.687	1	
20-Mar-21	14:04:57	Pre modification peak	Sample:FC1L_080S20, Compound:EtFOSAA, RT:7.687		
20-Mar-21	14:04:57	Peak modified	Sample:FC1L_080S20, Compound:EtFOSAA, RT:7.687	1	
20-Mar-21	14:05:36	Pre modification peak	Sample:FC1L_080S21, Compound:D5-EtFOSAA, RT:7.680		
20-Mar-21	14:05:36	Peak modified	Sample:FC1L_080S21, Compound:D5-EtFOSAA, RT:7.680	1	
20-Mar-21	14:05:36	Pre modification peak	Sample:FC1L_080S21, Compound:EtFOSAA, RT:7.687		
20-Mar-21	14:05:36	Peak modified	Sample:FC1L_080S21, Compound:EtFOSAA, RT:7.687	1	
20-Mar-21	14:05:36	Pre modification peak	Sample:FC1L_080S21, Compound:EtFOSAA, RT:7.687		

PV by TCH, SV by HH 10-Jun-21. see definitions on the number on 'Comment' column in case narratives

Quantify Audit Report MassLynx MassLynx V4.1 SCN909
SGS Axys Analytical Services, Ltd.

Dataset: G:\Masslynx\Inst_L\PFAS\quanfile\FC1L_080-a6.qld

Last Altered: Wednesday, June 09, 2021 15:38:41 Pacific Daylight Time
Printed: Thursday, June 10, 2021 10:18:46 Pacific Daylight Time

Date	Time	Event	Details	Comments	Signed
20-Mar-21	14:05:36	Peak modified	Sample:FC1L_080S21, Compound:EtFOSAA, RT:7.687	1	
20-Mar-21	14:05:53	Pre modification peak	Sample:FC1L_080S22, Compound:EtFOSAA, RT:7.687		TCH
20-Mar-21	14:05:53	Peak modified	Sample:FC1L_080S22, Compound:EtFOSAA, RT:7.687	1	
20-Mar-21	14:05:53	Pre modification peak	Sample:FC1L_080S22, Compound:EtFOSAA, RT:7.687		
20-Mar-21	14:05:53	Peak modified	Sample:FC1L_080S22, Compound:EtFOSAA, RT:7.687	1	
20-Mar-21	14:06:06	Pre modification peak	Sample:FC1L_080S23, Compound:EtFOSAA, RT:7.687		
20-Mar-21	14:06:06	Peak modified	Sample:FC1L_080S23, Compound:EtFOSAA, RT:7.687	1	
20-Mar-21	14:06:06	Pre modification peak	Sample:FC1L_080S23, Compound:EtFOSAA, RT:7.687		
20-Mar-21	14:06:06	Peak modified	Sample:FC1L_080S23, Compound:EtFOSAA, RT:7.687	1	
20-Mar-21	14:06:19	Pre modification peak	Sample:FC1L_080S24, Compound:EtFOSAA, RT:7.687		
20-Mar-21	14:06:19	Peak modified	Sample:FC1L_080S24, Compound:EtFOSAA, RT:7.687	1	
20-Mar-21	14:06:19	Pre modification peak	Sample:FC1L_080S24, Compound:EtFOSAA, RT:7.687		
20-Mar-21	14:06:19	Peak modified	Sample:FC1L_080S24, Compound:EtFOSAA, RT:7.687	1	
20-Mar-21	14:06:35	Peak modified	Sample:FC1L_080S16, Compound:EtFOSAA, RT:7.687	1	
20-Mar-21	14:07:11	Pre modification peak	Sample:FC1L_080S25, Compound:EtFOSAA, RT:7.681		
20-Mar-21	14:07:11	Peak modified	Sample:FC1L_080S25, Compound:EtFOSAA, RT:7.681	1	
20-Mar-21	14:07:11	Pre modification peak	Sample:FC1L_080S25, Compound:EtFOSAA, RT:7.687		
20-Mar-21	14:07:11	Peak modified	Sample:FC1L_080S25, Compound:EtFOSAA, RT:7.687	1	
20-Mar-21	14:07:26	Pre modification peak	Sample:FC1L_080S27, Compound:EtFOSAA, RT:7.687		
20-Mar-21	14:07:26	Peak modified	Sample:FC1L_080S27, Compound:EtFOSAA, RT:7.687	1	
20-Mar-21	14:07:26	Pre modification peak	Sample:FC1L_080S27, Compound:EtFOSAA, RT:7.687		
20-Mar-21	14:07:26	Peak modified	Sample:FC1L_080S27, Compound:EtFOSAA, RT:7.687	1	
20-Mar-21	14:07:44	Pre modification peak	Sample:FC1L_080S29, Compound:D5-EtFOSAA, RT:7.674		
20-Mar-21	14:07:44	Peak modified	Sample:FC1L_080S29, Compound:D5-EtFOSAA, RT:7.674	1	
20-Mar-21	14:07:44	Pre modification peak	Sample:FC1L_080S29, Compound:EtFOSAA, RT:7.681		
20-Mar-21	14:07:44	Peak modified	Sample:FC1L_080S29, Compound:EtFOSAA, RT:7.681	1	
20-Mar-21	14:07:44	Pre modification peak	Sample:FC1L_080S29, Compound:EtFOSAA, RT:7.674		
20-Mar-21	14:07:44	Peak modified	Sample:FC1L_080S29, Compound:EtFOSAA, RT:7.674	1	
20-Mar-21	14:07:56	Dataset Saved	Saved to 'C:\Users\tchen\Documents\Ting\C_Masslynx\FC1L_080-a3.qld'		
20-Mar-21	14:08:17	Pre modification peak	Sample:FC1L_080S15, Compound:D7-N-MeFOSE, RT:10.015		
20-Mar-21	14:08:17	Peak modified	Sample:FC1L_080S15, Compound:D7-N-MeFOSE, RT:10.015	1	
20-Mar-21	14:08:17	Pre modification peak	Sample:FC1L_080S15, Compound:N-MeFOSE, RT:10.037		
20-Mar-21	14:08:17	Peak modified	Sample:FC1L_080S15, Compound:N-MeFOSE, RT:10.037	1	
20-Mar-21	14:08:36	Pre modification peak	Sample:FC1L_080S16, Compound:D7-N-MeFOSE, RT:10.015		
20-Mar-21	14:08:36	Peak modified	Sample:FC1L_080S16, Compound:D7-N-MeFOSE, RT:10.015	1	
20-Mar-21	14:08:36	Pre modification peak	Sample:FC1L_080S16, Compound:N-MeFOSE, RT:10.037		
20-Mar-21	14:08:36	Peak modified	Sample:FC1L_080S16, Compound:N-MeFOSE, RT:10.037	1	
20-Mar-21	14:08:56	Pre modification peak	Sample:FC1L_080S17, Compound:D7-N-MeFOSE, RT:10.015		

PV by TCH, SV by HH 10-Jun-21. see definitions on the number on 'Comment' column in case narratives

Quantify Audit Report MassLynx MassLynx V4.1 SCN909
SGS Axys Analytical Services, Ltd.

Dataset: G:\Masslynx\Inst_L\PFAS\quanfile\FC1L_080-a6.qld

Last Altered: Wednesday, June 09, 2021 15:38:41 Pacific Daylight Time
Printed: Thursday, June 10, 2021 10:18:46 Pacific Daylight Time

Date	Time	Event	Details	Comments	Signed
20-Mar-21	14:08:56	Peak modified	Sample:FC1L_080S17, Compound:D7-N-MeFOSE, RT:10.015	1	
20-Mar-21	14:08:56	Pre modification peak	Sample:FC1L_080S17, Compound:N-MeFOSE, RT:10.037		TCH
20-Mar-21	14:08:56	Peak modified	Sample:FC1L_080S17, Compound:N-MeFOSE, RT:10.037	1	
20-Mar-21	14:09:08	Pre modification peak	Sample:FC1L_080S18, Compound:N-MeFOSE, RT:10.037		
20-Mar-21	14:09:08	Peak modified	Sample:FC1L_080S18, Compound:N-MeFOSE, RT:10.037	1	
20-Mar-21	14:09:18	Pre modification peak	Sample:FC1L_080S19, Compound:N-MeFOSE, RT:10.037		
20-Mar-21	14:09:18	Peak modified	Sample:FC1L_080S19, Compound:N-MeFOSE, RT:10.037	1	
20-Mar-21	14:09:41	Pre modification peak	Sample:FC1L_080S20, Compound:D7-N-MeFOSE, RT:10.010		
20-Mar-21	14:09:41	Peak modified	Sample:FC1L_080S20, Compound:D7-N-MeFOSE, RT:10.010	1	
20-Mar-21	14:09:41	Pre modification peak	Sample:FC1L_080S20, Compound:N-MeFOSE, RT:10.031		
20-Mar-21	14:09:41	Peak modified	Sample:FC1L_080S20, Compound:N-MeFOSE, RT:10.031	1	
20-Mar-21	14:09:59	Pre modification peak	Sample:FC1L_080S21, Compound:D7-N-MeFOSE, RT:10.010		
20-Mar-21	14:09:59	Peak modified	Sample:FC1L_080S21, Compound:D7-N-MeFOSE, RT:10.010	1	
20-Mar-21	14:09:59	Pre modification peak	Sample:FC1L_080S21, Compound:N-MeFOSE, RT:10.031		
20-Mar-21	14:09:59	Peak modified	Sample:FC1L_080S21, Compound:N-MeFOSE, RT:10.031	1	
20-Mar-21	14:12:32	Pre modification peak	Sample:FC1L_080S22, Compound:N-MeFOSE, RT:10.031		
20-Mar-21	14:12:32	Peak modified	Sample:FC1L_080S22, Compound:N-MeFOSE, RT:10.031	1	
20-Mar-21	14:12:50	Pre modification peak	Sample:FC1L_080S23, Compound:D7-N-MeFOSE, RT:10.015		
20-Mar-21	14:12:50	Peak modified	Sample:FC1L_080S23, Compound:D7-N-MeFOSE, RT:10.015	1	
20-Mar-21	14:12:50	Pre modification peak	Sample:FC1L_080S23, Compound:N-MeFOSE, RT:10.037		
20-Mar-21	14:12:50	Peak modified	Sample:FC1L_080S23, Compound:N-MeFOSE, RT:10.037	1	
20-Mar-21	14:13:00	Pre modification peak	Sample:FC1L_080S24, Compound:N-MeFOSE, RT:10.042		
20-Mar-21	14:13:00	Peak modified	Sample:FC1L_080S24, Compound:N-MeFOSE, RT:10.042	1	
20-Mar-21	14:13:17	Pre modification peak	Sample:FC1L_080S25, Compound:N-MeFOSE, RT:10.031		
20-Mar-21	14:13:17	Peak modified	Sample:FC1L_080S25, Compound:N-MeFOSE, RT:10.031	1	
20-Mar-21	14:13:42	Pre modification peak	Sample:FC1L_080S29, Compound:D7-N-MeFOSE, RT:10.015		
20-Mar-21	14:13:42	Peak modified	Sample:FC1L_080S29, Compound:D7-N-MeFOSE, RT:10.015	1	
20-Mar-21	14:13:42	Pre modification peak	Sample:FC1L_080S29, Compound:N-MeFOSE, RT:10.031		
20-Mar-21	14:13:42	Peak modified	Sample:FC1L_080S29, Compound:N-MeFOSE, RT:10.031	1	
20-Mar-21	14:14:09	Dataset Saved	Saved to 'C:\Users\tchen\Documents\Ting\C_Masslynx\FC1L_080-a3.qld'		
20-Mar-21	14:14:42	Pre modification peak	Sample:FC1L_080S15, Compound:D9-N-EtFOSE, RT:10.311		
20-Mar-21	14:14:42	Peak modified	Sample:FC1L_080S15, Compound:D9-N-EtFOSE, RT:10.311	1	
20-Mar-21	14:14:42	Pre modification peak	Sample:FC1L_080S15, Compound:N-EtFOSE, RT:10.332		
20-Mar-21	14:14:42	Peak modified	Sample:FC1L_080S15, Compound:N-EtFOSE, RT:10.332	1	
20-Mar-21	14:14:54	Pre modification peak	Sample:FC1L_080S16, Compound:N-EtFOSE, RT:10.332		
20-Mar-21	14:14:54	Peak modified	Sample:FC1L_080S16, Compound:N-EtFOSE, RT:10.332	1	
20-Mar-21	14:15:07	Pre modification peak	Sample:FC1L_080S17, Compound:N-EtFOSE, RT:10.327		
20-Mar-21	14:15:07	Peak modified	Sample:FC1L_080S17, Compound:N-EtFOSE, RT:10.327	1	

PV by TCH, SV by HH 10-Jun-21. see definitions on the number on 'Comment' column in case narratives

Quantify Audit Report MassLynx MassLynx V4.1 SCN909
SGS Axys Analytical Services, Ltd.

Dataset: G:\Masslynx\Inst_L\PFAS\quanfile\FC1L_080-a6.qld

Last Altered: Wednesday, June 09, 2021 15:38:41 Pacific Daylight Time
Printed: Thursday, June 10, 2021 10:18:46 Pacific Daylight Time

Date	Time	Event	Details	Comments	Signed
20-Mar-21	14:15:16	Pre modification peak	Sample:FC1L_080S18, Compound:N-EtFOSE, RT:10.332		
20-Mar-21	14:15:16	Peak modified	Sample:FC1L_080S18, Compound:N-EtFOSE, RT:10.332	1	TCH
20-Mar-21	14:15:26	Pre modification peak	Sample:FC1L_080S19, Compound:N-EtFOSE, RT:10.332		
20-Mar-21	14:15:26	Peak modified	Sample:FC1L_080S19, Compound:N-EtFOSE, RT:10.332	1	
20-Mar-21	14:15:37	Pre modification peak	Sample:FC1L_080S20, Compound:N-EtFOSE, RT:10.327		
20-Mar-21	14:15:37	Peak modified	Sample:FC1L_080S20, Compound:N-EtFOSE, RT:10.327	1	
20-Mar-21	14:15:48	Pre modification peak	Sample:FC1L_080S21, Compound:N-EtFOSE, RT:10.327		
20-Mar-21	14:15:48	Peak modified	Sample:FC1L_080S21, Compound:N-EtFOSE, RT:10.327	1	
20-Mar-21	14:16:00	Pre modification peak	Sample:FC1L_080S22, Compound:N-EtFOSE, RT:10.326		
20-Mar-21	14:16:00	Peak modified	Sample:FC1L_080S22, Compound:N-EtFOSE, RT:10.326	1	
20-Mar-21	14:16:12	Pre modification peak	Sample:FC1L_080S23, Compound:N-EtFOSE, RT:10.332		
20-Mar-21	14:16:12	Peak modified	Sample:FC1L_080S23, Compound:N-EtFOSE, RT:10.332	1	
20-Mar-21	14:16:47	Pre modification peak	Sample:FC1L_080S24, Compound:N-EtFOSE, RT:10.332		
20-Mar-21	14:16:47	Peak modified	Sample:FC1L_080S24, Compound:N-EtFOSE, RT:10.332	1	
20-Mar-21	14:17:03	Pre modification peak	Sample:FC1L_080S25, Compound:N-EtFOSE, RT:10.326		
20-Mar-21	14:17:03	Peak modified	Sample:FC1L_080S25, Compound:N-EtFOSE, RT:10.326	1	
20-Mar-21	14:17:26	Pre modification peak	Sample:FC1L_080S29, Compound:N-EtFOSE, RT:10.332		
20-Mar-21	14:17:26	Peak modified	Sample:FC1L_080S29, Compound:N-EtFOSE, RT:10.332	1	
20-Mar-21	14:17:37	Dataset Saved	Saved to 'C:\Users\tchen\Documents\Ting\C_Masslynx\FC1L_080-a3.qld'		
20-Mar-21	14:18:56	Pre modification peak	Sample:FC1L_080S15, Compound:HFPO-DA, RT:5.110		
20-Mar-21	14:18:56	Peak modified	Sample:FC1L_080S15, Compound:HFPO-DA, RT:5.110	5	
20-Mar-21	14:18:56	Pre modification peak	Sample:FC1L_080S15, Compound:HFPO-DA, RT:5.116		
20-Mar-21	14:18:56	Peak modified	Sample:FC1L_080S15, Compound:HFPO-DA, RT:5.116	5	
20-Mar-21	14:19:16	Pre modification peak	Sample:FC1L_080S17, Compound:HFPO-DA, RT:5.104		
20-Mar-21	14:19:16	Peak modified	Sample:FC1L_080S17, Compound:HFPO-DA, RT:5.104	5	
20-Mar-21	14:19:44	Pre modification peak	Sample:FC1L_080S25, Compound:HFPO-DA, RT:5.128		
20-Mar-21	14:19:44	Peak modified	Sample:FC1L_080S25, Compound:HFPO-DA, RT:5.128	2	
20-Mar-21	14:19:44	Pre modification peak	Sample:FC1L_080S25, Compound:HFPO-DA, RT:5.122		
20-Mar-21	14:19:44	Peak modified	Sample:FC1L_080S25, Compound:HFPO-DA, RT:5.122	2	
20-Mar-21	14:20:34	Pre modification peak	Sample:FC1L_080S25, Compound:ADONA, RT:5.619		
20-Mar-21	14:20:34	Peak modified	Sample:FC1L_080S25, Compound:ADONA, RT:5.619	2	
20-Mar-21	14:20:34	Pre modification peak	Sample:FC1L_080S25, Compound:ADONA, RT:5.613		
20-Mar-21	14:20:34	Peak modified	Sample:FC1L_080S25, Compound:ADONA, RT:5.613	2	
20-Mar-21	14:21:18	Pre modification peak	Sample:FC1L_080S16, Compound:9Cl-PF3ONS, RT:7.805		
20-Mar-21	14:21:18	Peak modified	Sample:FC1L_080S16, Compound:9Cl-PF3ONS, RT:7.805	5	
20-Mar-21	14:21:18	Pre modification peak	Sample:FC1L_080S16, Compound:9Cl-PF3ONS, RT:7.805		
20-Mar-21	14:21:18	Peak modified	Sample:FC1L_080S16, Compound:9Cl-PF3ONS, RT:7.805	5	
20-Mar-21	14:21:47	Peak added	Sample:FC1L_080S25, Compound:9Cl-PF3ONS, RT:7.810	7	

PV by TCH, SV by HH 10-Jun-21. see definitions on the number on 'Comment' column in case narratives

Quantify Audit Report MassLynx MassLynx V4.1 SCN909
SGS Axys Analytical Services, Ltd.

Dataset: G:\Masslynx\Inst_L\PFAS\quanfile\FC1L_080-a6.qld

Last Altered: Wednesday, June 09, 2021 15:38:41 Pacific Daylight Time
Printed: Thursday, June 10, 2021 10:18:46 Pacific Daylight Time

Date	Time	Event	Details	Comments	Signed
20-Mar-21	14:21:47	Peak added	Sample:FC1L_080S25, Compound:9Cl-PF3ONS, RT:7.810	7	
20-Mar-21	14:22:15	Pre modification peak	Sample:FC1L_080S15, Compound:11Cl-PF3OUdS, RT:8.378		TCH
20-Mar-21	14:22:15	Peak modified	Sample:FC1L_080S15, Compound:11Cl-PF3OUdS, RT:8.378	5	
20-Mar-21	14:22:15	Pre modification peak	Sample:FC1L_080S15, Compound:11Cl-PF3OUdS, RT:8.378		
20-Mar-21	14:22:15	Peak modified	Sample:FC1L_080S15, Compound:11Cl-PF3OUdS, RT:8.378	5	
20-Mar-21	14:22:47	Pre modification peak	Sample:FC1L_080S25, Compound:11Cl-PF3OUdS, RT:8.387		
20-Mar-21	14:22:47	Peak modified	Sample:FC1L_080S25, Compound:11Cl-PF3OUdS, RT:8.387	1	
20-Mar-21	14:23:11	Pre modification peak	Sample:FC1L_080S15, Compound:3:3 FTCA, RT:3.750		
20-Mar-21	14:23:11	Peak modified	Sample:FC1L_080S15, Compound:3:3 FTCA, RT:3.750	1	
20-Mar-21	14:23:11	Pre modification peak	Sample:FC1L_080S15, Compound:3:3 FTCA, RT:3.741		
20-Mar-21	14:23:11	Peak modified	Sample:FC1L_080S15, Compound:3:3 FTCA, RT:3.741	1	
20-Mar-21	14:23:49	Pre modification peak	Sample:FC1L_080S16, Compound:3:3 FTCA, RT:3.735		
20-Mar-21	14:23:49	Peak modified	Sample:FC1L_080S16, Compound:3:3 FTCA, RT:3.735	1	
20-Mar-21	14:23:49	Pre modification peak	Sample:FC1L_080S16, Compound:3:3 FTCA, RT:3.741		
20-Mar-21	14:23:49	Peak modified	Sample:FC1L_080S16, Compound:3:3 FTCA, RT:3.741	1	
20-Mar-21	14:24:16	Pre modification peak	Sample:FC1L_080S17, Compound:3:3 FTCA, RT:3.756		
20-Mar-21	14:24:16	Peak modified	Sample:FC1L_080S17, Compound:3:3 FTCA, RT:3.756	1	
20-Mar-21	14:24:16	Pre modification peak	Sample:FC1L_080S17, Compound:3:3 FTCA, RT:3.744		
20-Mar-21	14:24:16	Peak modified	Sample:FC1L_080S17, Compound:3:3 FTCA, RT:3.744	1	
20-Mar-21	14:24:39	Pre modification peak	Sample:FC1L_080S18, Compound:3:3 FTCA, RT:3.729		
20-Mar-21	14:24:39	Peak modified	Sample:FC1L_080S18, Compound:3:3 FTCA, RT:3.729	1	
20-Mar-21	14:24:39	Pre modification peak	Sample:FC1L_080S18, Compound:3:3 FTCA, RT:3.725		
20-Mar-21	14:24:39	Peak modified	Sample:FC1L_080S18, Compound:3:3 FTCA, RT:3.725	1	
20-Mar-21	14:25:04	Pre modification peak	Sample:FC1L_080S19, Compound:3:3 FTCA, RT:3.733		
20-Mar-21	14:25:04	Peak modified	Sample:FC1L_080S19, Compound:3:3 FTCA, RT:3.733	1	
20-Mar-21	14:25:47	Pre modification peak	Sample:FC1L_080S20, Compound:3:3 FTCA, RT:3.741		
20-Mar-21	14:25:47	Peak modified	Sample:FC1L_080S20, Compound:3:3 FTCA, RT:3.741	1	
20-Mar-21	14:25:47	Pre modification peak	Sample:FC1L_080S20, Compound:3:3 FTCA, RT:3.731		
20-Mar-21	14:25:47	Peak modified	Sample:FC1L_080S20, Compound:3:3 FTCA, RT:3.731	1	
20-Mar-21	14:26:20	Pre modification peak	Sample:FC1L_080S21, Compound:3:3 FTCA, RT:3.731		
20-Mar-21	14:26:20	Peak modified	Sample:FC1L_080S21, Compound:3:3 FTCA, RT:3.731	1	
20-Mar-21	14:26:20	Pre modification peak	Sample:FC1L_080S21, Compound:3:3 FTCA, RT:3.731		
20-Mar-21	14:26:20	Peak modified	Sample:FC1L_080S21, Compound:3:3 FTCA, RT:3.731	1	
20-Mar-21	14:26:44	Pre modification peak	Sample:FC1L_080S22, Compound:3:3 FTCA, RT:3.731		
20-Mar-21	14:26:44	Peak modified	Sample:FC1L_080S22, Compound:3:3 FTCA, RT:3.731	4	
20-Mar-21	14:26:44	Pre modification peak	Sample:FC1L_080S22, Compound:3:3 FTCA, RT:3.729		
20-Mar-21	14:26:44	Peak modified	Sample:FC1L_080S22, Compound:3:3 FTCA, RT:3.729	4	
20-Mar-21	14:27:08	Pre modification peak	Sample:FC1L_080S23, Compound:3:3 FTCA, RT:3.727		

PV by TCH, SV by HH 10-Jun-21. see definitions on the number on 'Comment' column in case narratives

Quantify Audit Report MassLynx MassLynx V4.1 SCN909
SGS Axys Analytical Services, Ltd.

Dataset: G:\Masslynx\Inst_L\PFAS\quanfile\FC1L_080-a6.qld

Last Altered: Wednesday, June 09, 2021 15:38:41 Pacific Daylight Time
Printed: Thursday, June 10, 2021 10:18:46 Pacific Daylight Time

Date	Time	Event	Details	Comments	Signed
20-Mar-21	14:27:08	Peak modified	Sample:FC1L_080S23, Compound:3:3 FTCA, RT:3.727	5	
20-Mar-21	14:27:08	Pre modification peak	Sample:FC1L_080S23, Compound:3:3 FTCA, RT:3.718		TCH
20-Mar-21	14:27:08	Peak modified	Sample:FC1L_080S23, Compound:3:3 FTCA, RT:3.718	5	
20-Mar-21	14:27:38	Pre modification peak	Sample:FC1L_080S24, Compound:3:3 FTCA, RT:3.716		
20-Mar-21	14:27:38	Peak modified	Sample:FC1L_080S24, Compound:3:3 FTCA, RT:3.716	5	
20-Mar-21	14:27:38	Pre modification peak	Sample:FC1L_080S24, Compound:3:3 FTCA, RT:3.720		
20-Mar-21	14:27:38	Peak modified	Sample:FC1L_080S24, Compound:3:3 FTCA, RT:3.720	5	
20-Mar-21	14:28:00	Peak added	Sample:FC1L_080S25, Compound:3:3 FTCA, RT:3.697	1	
20-Mar-21	14:28:00	Peak added	Sample:FC1L_080S25, Compound:3:3 FTCA, RT:3.704	1	
20-Mar-21	14:28:20	Peak added	Sample:FC1L_080S27, Compound:3:3 FTCA, RT:3.681	1	
20-Mar-21	14:28:20	Peak added	Sample:FC1L_080S27, Compound:3:3 FTCA, RT:3.687	1	
20-Mar-21	14:29:01	Pre modification peak	Sample:FC1L_080S29, Compound:3:3 FTCA, RT:3.723		
20-Mar-21	14:29:01	Peak modified	Sample:FC1L_080S29, Compound:3:3 FTCA, RT:3.723	5	
20-Mar-21	14:29:01	Pre modification peak	Sample:FC1L_080S29, Compound:3:3 FTCA, RT:3.721		
20-Mar-21	14:29:01	Peak modified	Sample:FC1L_080S29, Compound:3:3 FTCA, RT:3.721	5	
20-Mar-21	14:29:29	Calibration point Excluded	Compound: 3:3 FTCA - Sample: FC1L_080S24		
20-Mar-21	14:29:41	Dataset Saved	Saved to 'C:\Users\tchen\Documents\Ting\C_Masslynx\FC1L_080-a3.qld'		
20-Mar-21	14:30:22	Pre modification peak	Sample:FC1L_080S15, Compound:5:3 FTCA, RT:5.221		
20-Mar-21	14:30:22	Peak modified	Sample:FC1L_080S15, Compound:5:3 FTCA, RT:5.221	2	
20-Mar-21	14:30:22	Pre modification peak	Sample:FC1L_080S15, Compound:5:3 FTCA, RT:5.221		
20-Mar-21	14:30:22	Peak modified	Sample:FC1L_080S15, Compound:5:3 FTCA, RT:5.221	2	
20-Mar-21	14:30:56	Pre modification peak	Sample:FC1L_080S16, Compound:5:3 FTCA, RT:5.221		
20-Mar-21	14:30:56	Peak modified	Sample:FC1L_080S16, Compound:5:3 FTCA, RT:5.221	5	
20-Mar-21	14:30:56	Pre modification peak	Sample:FC1L_080S16, Compound:5:3 FTCA, RT:5.214		
20-Mar-21	14:30:56	Peak modified	Sample:FC1L_080S16, Compound:5:3 FTCA, RT:5.214	5	
20-Mar-21	14:31:20	Pre modification peak	Sample:FC1L_080S17, Compound:5:3 FTCA, RT:5.214		
20-Mar-21	14:31:20	Peak modified	Sample:FC1L_080S17, Compound:5:3 FTCA, RT:5.214	5	
20-Mar-21	14:31:20	Pre modification peak	Sample:FC1L_080S17, Compound:5:3 FTCA, RT:5.214		
20-Mar-21	14:31:20	Peak modified	Sample:FC1L_080S17, Compound:5:3 FTCA, RT:5.214	5	
20-Mar-21	14:31:40	Pre modification peak	Sample:FC1L_080S18, Compound:5:3 FTCA, RT:5.214		
20-Mar-21	14:31:40	Peak modified	Sample:FC1L_080S18, Compound:5:3 FTCA, RT:5.214	5	
20-Mar-21	14:31:52	Pre modification peak	Sample:FC1L_080S19, Compound:5:3 FTCA, RT:5.214		
20-Mar-21	14:31:52	Peak modified	Sample:FC1L_080S19, Compound:5:3 FTCA, RT:5.214	5	
20-Mar-21	14:32:19	Pre modification peak	Sample:FC1L_080S21, Compound:5:3 FTCA, RT:5.214		
20-Mar-21	14:32:19	Peak modified	Sample:FC1L_080S21, Compound:5:3 FTCA, RT:5.214	5	
20-Mar-21	14:32:46	Pre modification peak	Sample:FC1L_080S24, Compound:5:3 FTCA, RT:5.214		
20-Mar-21	14:32:46	Peak modified	Sample:FC1L_080S24, Compound:5:3 FTCA, RT:5.214	5	
20-Mar-21	14:32:46	Pre modification peak	Sample:FC1L_080S24, Compound:5:3 FTCA, RT:5.214		

PV by TCH, SV by HH 10-Jun-21. see definitions on the number on 'Comment' column in case narratives

Quantify Audit Report MassLynx MassLynx V4.1 SCN909
SGS Axys Analytical Services, Ltd.

Dataset: G:\Masslynx\Inst_L\PFAS\quanfile\FC1L_080-a6.qld

Last Altered: Wednesday, June 09, 2021 15:38:41 Pacific Daylight Time
Printed: Thursday, June 10, 2021 10:18:46 Pacific Daylight Time

Date	Time	Event	Details	Comments	Signed
20-Mar-21	14:32:46	Peak modified	Sample:FC1L_080S24, Compound:5:3 FTCA, RT:5.214	5	
20-Mar-21	14:33:14	Peak added	Sample:FC1L_080S25, Compound:5:3 FTCA, RT:5.221	7	TCH
20-Mar-21	14:33:14	Peak added	Sample:FC1L_080S25, Compound:5:3 FTCA, RT:5.206	7	
20-Mar-21	14:33:34	Pre modification peak	Sample:FC1L_080S29, Compound:5:3 FTCA, RT:5.213		
20-Mar-21	14:33:34	Peak modified	Sample:FC1L_080S29, Compound:5:3 FTCA, RT:5.213	5	
20-Mar-21	14:33:34	Pre modification peak	Sample:FC1L_080S29, Compound:5:3 FTCA, RT:5.213		
20-Mar-21	14:33:34	Peak modified	Sample:FC1L_080S29, Compound:5:3 FTCA, RT:5.213	5	
20-Mar-21	14:33:44	Calibration point Excluded	Compound: 5:3 FTCA - Sample: FC1L_080S24		
20-Mar-21	14:33:56	Dataset Saved	Saved to 'C:\Users\tchen\Documents\Ting\C_Masslynx\FC1L_080-a3.qld'		
20-Mar-21	14:34:37	Pre modification peak	Sample:FC1L_080S22, Compound:7:3 FTCA, RT:6.716		
20-Mar-21	14:34:37	Peak modified	Sample:FC1L_080S22, Compound:7:3 FTCA, RT:6.716	5	
20-Mar-21	14:34:37	Pre modification peak	Sample:FC1L_080S22, Compound:7:3 FTCA, RT:6.716		
20-Mar-21	14:34:37	Peak modified	Sample:FC1L_080S22, Compound:7:3 FTCA, RT:6.716	5	
20-Mar-21	14:35:00	Pre modification peak	Sample:FC1L_080S23, Compound:7:3 FTCA, RT:6.711		
20-Mar-21	14:35:00	Peak modified	Sample:FC1L_080S23, Compound:7:3 FTCA, RT:6.711	5	
20-Mar-21	14:35:00	Pre modification peak	Sample:FC1L_080S23, Compound:7:3 FTCA, RT:6.711		
20-Mar-21	14:35:00	Peak modified	Sample:FC1L_080S23, Compound:7:3 FTCA, RT:6.711	5	
20-Mar-21	14:35:23	Pre modification peak	Sample:FC1L_080S25, Compound:7:3 FTCA, RT:6.717		
20-Mar-21	14:35:23	Peak modified	Sample:FC1L_080S25, Compound:7:3 FTCA, RT:6.717	1	
20-Mar-21	14:35:23	Pre modification peak	Sample:FC1L_080S25, Compound:7:3 FTCA, RT:6.726		
20-Mar-21	14:35:23	Peak modified	Sample:FC1L_080S25, Compound:7:3 FTCA, RT:6.726	1	
20-Mar-21	14:35:34	Peak deleted	Sample:FC1L_080S27, Compound:7:3 FTCA, RT:6.585	1	
20-Mar-21	14:35:34	Peak deleted	Sample:FC1L_080S27, Compound:7:3 FTCA, RT:6.585	1	
20-Mar-21	14:35:38	Peak deleted	Sample:FC1L_080S27, Compound:7:3 FTCA, RT:6.571	1	
20-Mar-21	14:35:50	Calibration point Excluded	Compound: 7:3 FTCA - Sample: FC1L_080S24		
20-Mar-21	14:36:02	Dataset Saved	Saved to 'C:\Users\tchen\Documents\Ting\C_Masslynx\FC1L_080-a3.qld'		
20-Mar-21	14:36:22	Pre modification peak	Sample:FC1L_080S15, Compound:PFEESA, RT:5.139		
20-Mar-21	14:36:22	Peak modified	Sample:FC1L_080S15, Compound:PFEESA, RT:5.139	3	
20-Mar-21	14:36:50	Pre modification peak	Sample:FC1L_080S16, Compound:PFEESA, RT:5.139		
20-Mar-21	14:36:50	Peak modified	Sample:FC1L_080S16, Compound:PFEESA, RT:5.139	3	
20-Mar-21	14:36:50	Pre modification peak	Sample:FC1L_080S16, Compound:PFEESA, RT:5.134		
20-Mar-21	14:36:50	Peak modified	Sample:FC1L_080S16, Compound:PFEESA, RT:5.134	3	
20-Mar-21	14:37:08	Pre modification peak	Sample:FC1L_080S17, Compound:PFEESA, RT:5.139		
20-Mar-21	14:37:08	Peak modified	Sample:FC1L_080S17, Compound:PFEESA, RT:5.139	3	
20-Mar-21	14:37:08	Pre modification peak	Sample:FC1L_080S17, Compound:PFEESA, RT:5.134		
20-Mar-21	14:37:08	Peak modified	Sample:FC1L_080S17, Compound:PFEESA, RT:5.134	3	
20-Mar-21	14:37:23	Pre modification peak	Sample:FC1L_080S18, Compound:PFEESA, RT:5.139		
20-Mar-21	14:37:23	Peak modified	Sample:FC1L_080S18, Compound:PFEESA, RT:5.139	5	

PV by TCH, SV by HH 10-Jun-21. see definitions on the number on 'Comment' column in case narratives

Quantify Audit Report MassLynx MassLynx V4.1 SCN909
SGS Axys Analytical Services, Ltd.

Dataset: G:\Masslynx\Inst_L\PFAS\quanfile\FC1L_080-a6.qld

Last Altered: Wednesday, June 09, 2021 15:38:41 Pacific Daylight Time
Printed: Thursday, June 10, 2021 10:18:46 Pacific Daylight Time

Date	Time	Event	Details	Comments	Signed
20-Mar-21	14:37:51	Dataset Saved	Saved to 'C:\Users\tchen\Documents\Ting\C_Masslynx\FC1L_080-a3.qld'		
20-Mar-21	14:38:09	Pre modification peak	Sample:FC1L_080S15, Compound:PFMPA, RT:2.782		TCH
20-Mar-21	14:38:09	Peak modified	Sample:FC1L_080S15, Compound:PFMPA, RT:2.782	3	
20-Mar-21	14:38:29	Pre modification peak	Sample:FC1L_080S16, Compound:PFMPA, RT:2.776		
20-Mar-21	14:38:29	Peak modified	Sample:FC1L_080S16, Compound:PFMPA, RT:2.776	4	
20-Mar-21	14:38:49	Pre modification peak	Sample:FC1L_080S19, Compound:PFMPA, RT:2.765		
20-Mar-21	14:38:49	Peak modified	Sample:FC1L_080S19, Compound:PFMPA, RT:2.765	5	
20-Mar-21	14:39:01	Pre modification peak	Sample:FC1L_080S20, Compound:PFMPA, RT:2.773		
20-Mar-21	14:39:01	Peak modified	Sample:FC1L_080S20, Compound:PFMPA, RT:2.773	3	
20-Mar-21	14:39:10	Pre modification peak	Sample:FC1L_080S21, Compound:PFMPA, RT:2.769		
20-Mar-21	14:39:10	Peak modified	Sample:FC1L_080S21, Compound:PFMPA, RT:2.769	5	
20-Mar-21	14:39:20	Pre modification peak	Sample:FC1L_080S22, Compound:PFMPA, RT:2.765		
20-Mar-21	14:39:20	Peak modified	Sample:FC1L_080S22, Compound:PFMPA, RT:2.765	3	
20-Mar-21	14:39:30	Pre modification peak	Sample:FC1L_080S23, Compound:PFMPA, RT:2.763		
20-Mar-21	14:39:30	Peak modified	Sample:FC1L_080S23, Compound:PFMPA, RT:2.763	3	
20-Mar-21	14:39:42	Pre modification peak	Sample:FC1L_080S24, Compound:PFMPA, RT:2.771		
20-Mar-21	14:39:42	Peak modified	Sample:FC1L_080S24, Compound:PFMPA, RT:2.771	5	
20-Mar-21	14:40:00	Peak added	Sample:FC1L_080S25, Compound:PFMPA, RT:2.817	1	
20-Mar-21	14:40:11	Pre modification peak	Sample:FC1L_080S27, Compound:PFMPA, RT:2.771		
20-Mar-21	14:40:11	Peak modified	Sample:FC1L_080S27, Compound:PFMPA, RT:2.771	3	
20-Mar-21	14:40:20	Pre modification peak	Sample:FC1L_080S29, Compound:PFMPA, RT:2.767		
20-Mar-21	14:40:20	Peak modified	Sample:FC1L_080S29, Compound:PFMPA, RT:2.767	3	
20-Mar-21	14:40:41	Dataset Saved	Saved to 'C:\Users\tchen\Documents\Ting\C_Masslynx\FC1L_080-a3.qld'		
20-Mar-21	14:41:04	Pre modification peak	Sample:FC1L_080S17, Compound:PFMBA, RT:4.611		
20-Mar-21	14:41:04	Peak modified	Sample:FC1L_080S17, Compound:PFMBA, RT:4.611	5	
20-Mar-21	14:41:25	Peak added	Sample:FC1L_080S25, Compound:PFMBA, RT:4.603	1	
20-Mar-21	14:41:38	Pre modification peak	Sample:FC1L_080S29, Compound:PFMBA, RT:4.603		
20-Mar-21	14:41:38	Peak modified	Sample:FC1L_080S29, Compound:PFMBA, RT:4.603	3	
20-Mar-21	14:41:48	Dataset Saved	Saved to 'C:\Users\tchen\Documents\Ting\C_Masslynx\FC1L_080-a3.qld'		
20-Mar-21	14:42:17	Pre modification peak	Sample:FC1L_080S15, Compound:NFDHA, RT:4.919		
20-Mar-21	14:42:17	Peak modified	Sample:FC1L_080S15, Compound:NFDHA, RT:4.919	1	
20-Mar-21	14:42:17	Pre modification peak	Sample:FC1L_080S15, Compound:NFDHA, RT:4.919		
20-Mar-21	14:42:17	Peak modified	Sample:FC1L_080S15, Compound:NFDHA, RT:4.919	1	
20-Mar-21	14:42:34	Pre modification peak	Sample:FC1L_080S16, Compound:NFDHA, RT:4.919		
20-Mar-21	14:42:34	Peak modified	Sample:FC1L_080S16, Compound:NFDHA, RT:4.919	1	
20-Mar-21	14:42:47	Pre modification peak	Sample:FC1L_080S16, Compound:NFDHA, RT:4.919		
20-Mar-21	14:42:47	Peak modified	Sample:FC1L_080S16, Compound:NFDHA, RT:4.919	2	
20-Mar-21	14:42:47	Peak modified	Sample:FC1L_080S16, Compound:NFDHA, RT:4.919	2	

PV by TCH, SV by HH 10-Jun-21. see definitions on the number on 'Comment' column in case narratives

Quantify Audit Report MassLynx MassLynx V4.1 SCN909
SGS Axys Analytical Services, Ltd.

Dataset: G:\Masslynx\Inst_L\PFAS\quanfile\FC1L_080-a6.qld

Last Altered: Wednesday, June 09, 2021 15:38:41 Pacific Daylight Time
Printed: Thursday, June 10, 2021 10:18:46 Pacific Daylight Time

Date	Time	Event	Details	Comments	Signed
20-Mar-21	14:43:08	Pre modification peak	Sample:FC1L_080S17, Compound:NFDHA, RT:4.919		
20-Mar-21	14:43:08	Peak modified	Sample:FC1L_080S17, Compound:NFDHA, RT:4.919	5	TCH
20-Mar-21	14:43:08	Pre modification peak	Sample:FC1L_080S17, Compound:NFDHA, RT:4.913		
20-Mar-21	14:43:08	Peak modified	Sample:FC1L_080S17, Compound:NFDHA, RT:4.913	5	
20-Mar-21	14:43:30	Pre modification peak	Sample:FC1L_080S18, Compound:NFDHA, RT:4.919		
20-Mar-21	14:43:30	Peak modified	Sample:FC1L_080S18, Compound:NFDHA, RT:4.919	1	
20-Mar-21	14:43:30	Pre modification peak	Sample:FC1L_080S18, Compound:NFDHA, RT:4.919		
20-Mar-21	14:43:30	Peak modified	Sample:FC1L_080S18, Compound:NFDHA, RT:4.919	1	
20-Mar-21	14:43:47	Pre modification peak	Sample:FC1L_080S19, Compound:NFDHA, RT:4.919		
20-Mar-21	14:43:47	Peak modified	Sample:FC1L_080S19, Compound:NFDHA, RT:4.919	5	
20-Mar-21	14:43:47	Pre modification peak	Sample:FC1L_080S19, Compound:NFDHA, RT:4.913		
20-Mar-21	14:43:47	Peak modified	Sample:FC1L_080S19, Compound:NFDHA, RT:4.913	5	
20-Mar-21	14:44:11	Pre modification peak	Sample:FC1L_080S20, Compound:NFDHA, RT:4.919		
20-Mar-21	14:44:11	Peak modified	Sample:FC1L_080S20, Compound:NFDHA, RT:4.919	1	
20-Mar-21	14:44:11	Pre modification peak	Sample:FC1L_080S20, Compound:NFDHA, RT:4.913		
20-Mar-21	14:44:11	Peak modified	Sample:FC1L_080S20, Compound:NFDHA, RT:4.913	1	
20-Mar-21	14:44:27	Pre modification peak	Sample:FC1L_080S21, Compound:NFDHA, RT:4.913		
20-Mar-21	14:44:27	Peak modified	Sample:FC1L_080S21, Compound:NFDHA, RT:4.913	1	
20-Mar-21	14:44:27	Pre modification peak	Sample:FC1L_080S21, Compound:NFDHA, RT:4.913		
20-Mar-21	14:44:27	Peak modified	Sample:FC1L_080S21, Compound:NFDHA, RT:4.913	1	
20-Mar-21	14:44:46	Pre modification peak	Sample:FC1L_080S22, Compound:NFDHA, RT:4.919		
20-Mar-21	14:44:46	Peak modified	Sample:FC1L_080S22, Compound:NFDHA, RT:4.919	1	
20-Mar-21	14:44:46	Pre modification peak	Sample:FC1L_080S22, Compound:NFDHA, RT:4.913		
20-Mar-21	14:44:46	Peak modified	Sample:FC1L_080S22, Compound:NFDHA, RT:4.913	1	
20-Mar-21	14:45:05	Pre modification peak	Sample:FC1L_080S23, Compound:NFDHA, RT:4.919		
20-Mar-21	14:45:05	Peak modified	Sample:FC1L_080S23, Compound:NFDHA, RT:4.919	5	
20-Mar-21	14:45:05	Pre modification peak	Sample:FC1L_080S23, Compound:NFDHA, RT:4.913		
20-Mar-21	14:45:05	Peak modified	Sample:FC1L_080S23, Compound:NFDHA, RT:4.913	5	
20-Mar-21	14:45:20	Peak added	Sample:FC1L_080S24, Compound:NFDHA, RT:4.925	7	
20-Mar-21	14:45:20	Peak added	Sample:FC1L_080S24, Compound:NFDHA, RT:4.913	7	
20-Mar-21	14:45:37	Peak added	Sample:FC1L_080S25, Compound:NFDHA, RT:4.936	1	
20-Mar-21	14:45:37	Peak added	Sample:FC1L_080S25, Compound:NFDHA, RT:4.919	1	
20-Mar-21	14:45:54	Pre modification peak	Sample:FC1L_080S27, Compound:NFDHA, RT:4.913		
20-Mar-21	14:45:54	Peak modified	Sample:FC1L_080S27, Compound:NFDHA, RT:4.913	5	
20-Mar-21	14:45:54	Pre modification peak	Sample:FC1L_080S27, Compound:NFDHA, RT:4.907		
20-Mar-21	14:45:54	Peak modified	Sample:FC1L_080S27, Compound:NFDHA, RT:4.907	5	
20-Mar-21	14:46:18	Pre modification peak	Sample:FC1L_080S29, Compound:NFDHA, RT:4.919		
20-Mar-21	14:46:18	Peak modified	Sample:FC1L_080S29, Compound:NFDHA, RT:4.919	5	

PV by TCH, SV by HH 10-Jun-21. see definitions on the number on 'Comment' column in case narratives

Quantify Audit Report MassLynx MassLynx V4.1 SCN909
SGS Axys Analytical Services, Ltd.

Dataset: G:\Masslynx\Inst_L\PFAS\quanfile\FC1L_080-a6.qld

Last Altered: Wednesday, June 09, 2021 15:38:41 Pacific Daylight Time
Printed: Thursday, June 10, 2021 10:18:46 Pacific Daylight Time

Date	Time	Event	Details	Comments	Signed
20-Mar-21	14:46:18	Pre modification peak	Sample:FC1L_080S29, Compound:NFDHA, RT:4.913		
20-Mar-21	14:46:18	Peak modified	Sample:FC1L_080S29, Compound:NFDHA, RT:4.913	5	TCH
20-Mar-21	14:46:26	Calibration point Excluded	Compound: NFDHA - Sample: FC1L_080S24		
20-Mar-21	14:46:33	Calibration point Excluded	Compound: NFDHA - Sample: FC1L_080S23		
20-Mar-21	14:46:44	Dataset Saved	Saved to 'C:\Users\tchen\Documents\Ting\C_Masslynx\FC1L_080-a3.qld'		
20-Mar-21	14:47:16	Calibration point Excluded	Compound: 13C7-PFUnA - Sample: FC1L_080S24		
20-Mar-21	14:47:36	Calibration point Excluded	Compound: PFUnA - Sample: FC1L_080S24		
20-Mar-21	14:48:00	Calibration point Excluded	Compound: 13C2-PFTeDA - Sample: FC1L_080S24		
20-Mar-21	14:49:31	Calibration point Excluded	Compound: 13C8-PFOSA - Sample: FC1L_080S24		
20-Mar-21	14:49:43	Calibration point Excluded	Compound: PFOSA - Sample: FC1L_080S24		
20-Mar-21	14:50:09	Calibration point Excluded	Compound: D3-N-MeFOSA - Sample: FC1L_080S24		
20-Mar-21	14:50:23	Calibration point Excluded	Compound: N-MeFOSA - Sample: FC1L_080S24		
20-Mar-21	14:51:52	Pre modification peak	Sample:FC1L_080S16, Compound:D5-EtFOSAA, RT:7.681		
20-Mar-21	14:51:52	Peak modified	Sample:FC1L_080S16, Compound:D5-EtFOSAA, RT:7.681	3	
20-Mar-21	14:52:09	Pre modification peak	Sample:FC1L_080S17, Compound:D5-EtFOSAA, RT:7.680		
20-Mar-21	14:52:09	Peak modified	Sample:FC1L_080S17, Compound:D5-EtFOSAA, RT:7.680		
20-Mar-21	14:52:18	Pre modification peak	Sample:FC1L_080S18, Compound:D5-EtFOSAA, RT:7.687		
20-Mar-21	14:52:18	Peak modified	Sample:FC1L_080S18, Compound:D5-EtFOSAA, RT:7.687	5	
20-Mar-21	14:52:54	Pre modification peak	Sample:FC1L_080S24, Compound:D5-EtFOSAA, RT:7.687		
20-Mar-21	14:52:54	Peak modified	Sample:FC1L_080S24, Compound:D5-EtFOSAA, RT:7.687	5	
20-Mar-21	14:53:19	Calibration point Excluded	Compound: 13C3-HFPO-DA - Sample: FC1L_080S24		
20-Mar-21	14:53:35	Calibration point Excluded	Compound: HFPO-DA - Sample: FC1L_080S24		
20-Mar-21	14:53:46	Calibration point Excluded	Compound: ADONA - Sample: FC1L_080S24		
20-Mar-21	14:53:57	Calibration point Excluded	Compound: 9Cl-PF3ONS - Sample: FC1L_080S24		
20-Mar-21	14:54:07	Calibration point Excluded	Compound: 11Cl-PF3OUdS - Sample: FC1L_080S24		
20-Mar-21	14:54:58	Pre modification peak	Sample:FC1L_080S16, Compound:13C3-PFBA, RT:1.673		
20-Mar-21	14:54:58	Peak modified	Sample:FC1L_080S16, Compound:13C3-PFBA, RT:1.673	5	
20-Mar-21	14:55:13	Pre modification peak	Sample:FC1L_080S24, Compound:13C3-PFBA, RT:1.664		
20-Mar-21	14:55:13	Peak modified	Sample:FC1L_080S24, Compound:13C3-PFBA, RT:1.664	5	
20-Mar-21	14:55:21	Dataset Saved	Saved to 'C:\Users\tchen\Documents\Ting\C_Masslynx\FC1L_080-a3.qld'		
20-Mar-21	14:57:19	Peak modified	Sample:FC1L_080S15, Compound:PFHxS, RT:6.165	6	
20-Mar-21	14:59:25	Dataset Saved	Saved to 'C:\Users\tchen\Documents\Ting\C_Masslynx\FC1L_080-a3.qld'		
20-Mar-21	14:59:55	Pre modification peak	Sample:FC1L_080S18, Compound:PFHpA, RT:5.411		
20-Mar-21	14:59:55	Peak modified	Sample:FC1L_080S18, Compound:PFHpA, RT:5.411	6	
20-Mar-21	15:01:42	Pre modification peak	Sample:FC1L_080S18, Compound:ADONA, RT:5.619		
20-Mar-21	15:01:42	Peak modified	Sample:FC1L_080S18, Compound:ADONA, RT:5.619	5	
20-Mar-21	15:02:41	Dataset Saved	Saved to 'C:\Users\tchen\Documents\Ting\C_Masslynx\FC1L_080-a3.qld'		
20-Mar-21	15:06:37	Peak modified	Sample:FC1L_080S25, Compound:PFTrDA, RT:8.357	2	

PV by TCH, SV by HH 10-Jun-21. see definitions on the number on 'Comment' column in case narratives

Quantify Audit Report MassLynx MassLynx V4.1 SCN909
SGS Axys Analytical Services, Ltd.

Dataset: G:\Masslynx\Inst_L\PFAS\quanfile\FC1L_080-a6.qld

Last Altered: Wednesday, June 09, 2021 15:38:41 Pacific Daylight Time
Printed: Thursday, June 10, 2021 10:18:46 Pacific Daylight Time

Date	Time	Event	Details	Comments	Signed
20-Mar-21	15:06:54	Peak modified	Sample:FC1L_080S25, Compound:PFBS, RT:4.907	6	TCH
20-Mar-21	15:07:18	Pre modification peak	Sample:FC1L_080S25, Compound:PFHxS, RT:6.166		
20-Mar-21	15:07:18	Peak modified	Sample:FC1L_080S25, Compound:PFHxS, RT:6.166	2	
20-Mar-21	15:07:18	Pre modification peak	Sample:FC1L_080S25, Compound:PFHxS, RT:6.166		
20-Mar-21	15:07:18	Peak modified	Sample:FC1L_080S25, Compound:PFHxS, RT:6.166	2	
20-Mar-21	15:09:37	Pre modification peak	Sample:FC1L_080S24, Compound:18O2-PFHxS, RT:6.160		
20-Mar-21	15:09:37	Peak modified	Sample:FC1L_080S24, Compound:18O2-PFHxS, RT:6.160	4	
20-Mar-21	15:09:58	Pre modification peak	Sample:FC1L_080S25, Compound:13C4-PFOS, RT:7.563		
20-Mar-21	15:09:58	Peak modified	Sample:FC1L_080S25, Compound:13C4-PFOS, RT:7.563	5	
20-Mar-21	15:09:58	Pre modification peak	Sample:FC1L_080S25, Compound:13C4-PFOS, RT:7.563		
20-Mar-21	15:09:58	Peak modified	Sample:FC1L_080S25, Compound:13C4-PFOS, RT:7.563	5	
20-Mar-21	15:10:08	Dataset Saved	Saved to 'C:\Users\tchen\Documents\Ting\C_Masslynx\FC1L_080-a3.qld'		
20-Mar-21	15:14:41	Dataset Saved	Saved to 'G:\Masslynx\Inst_L\PFAS\quanfile\FC1L_080-a3.qld'		
20-Mar-21	15:21:26	Method Ion Ratio update			
20-Mar-21	15:21:34	Process Quantify			
20-Mar-21	15:21:35	Dataset Saved	Saved to 'G:\Masslynx\Inst_L\PFAS\quanfile\FC1L_080-a3.qld'		
22-Mar-21	09:11:33	Method Saved	Saved to 'G:\Masslynx\Master Methods\MassLynx SCN 909\UPLC\FC_110_UP...		
22-Mar-21	09:11:54	Calibration Saved	Saved to 'G:\Masslynx\Inst_L\PFAS\curve\FC1L_080-A3.cdb'		
22-Mar-21	09:11:58	Dataset Saved	Saved to 'G:\Masslynx\Inst_L\PFAS\quanfile\FC1L_080-a3.qld'		
09-Jun-21	15:05:06	Dataset Saved	Saved to 'G:\Masslynx\Inst_L\PFAS\quanfile\FC1L_080-a6.qld'		
09-Jun-21	15:11:52	Method modified		10. Update method as per new MLA-110.	
09-Jun-21	15:12:47	Process Calibrate			
09-Jun-21	15:12:47	Process Quantify			
09-Jun-21	15:12:50	Dataset Saved	Saved to 'G:\Masslynx\Inst_L\PFAS\quanfile\FC1L_080-a6.qld'		
09-Jun-21	15:20:59	Calibration Saved	Saved to 'G:\Masslynx\Inst_L\PFAS\curve\FC1L_080-A6.cdb'		
09-Jun-21	15:21:03	Dataset Saved	Saved to 'G:\Masslynx\Inst_L\PFAS\quanfile\FC1L_080-a6.qld'		
09-Jun-21	15:35:57	Calibration point Excluded	Compound: 13C2-4:2 FTS - Sample: FC1L_080S24		
09-Jun-21	15:36:34	Calibration point Excluded	Compound: 13C2-6:2 FTS - Sample: FC1L_080S24		
09-Jun-21	15:36:46	Calibration point Excluded	Compound: 13C2-8:2 FTS - Sample: FC1L_080S24		
09-Jun-21	15:37:19	Calibration point Excluded	Compound: D5-EtFOSAA - Sample: FC1L_080S24		
09-Jun-21	15:38:39	Calibration point Excluded	Compound: EtFOSAA - Sample: FC1L_080S24		
09-Jun-21	15:38:44	Dataset Saved	Saved to 'G:\Masslynx\Inst_L\PFAS\quanfile\FC1L_080-a6.qld'		

PV by TCH, SV by HH 10-Jun-21. see definitions on the number on 'Comment' column in case narratives

Sample List Report **MassLynx MassLynx V4.2 SCN1001**

Sample List: G:\Masslynx\Inst_L_Master.PRO\Sample DB\FC1L_080.SPL
Last Modified: Monday, February 22, 2021 10:52:21 Pacific Standard Time
Printed: Monday, February 22, 2021 10:54:52 Pacific Standard Time

Page Position (1, 1)

	File Name	Sample ID	File Text	Bottle	SignIn	SignOut	Inj VoL	EXP
1	FC1L_080S01	MeOH,, MLA110 UPLC option	1,,2uL	1:8,A	[illegible]	GW	2.0	[illegible]
2	FC1L_080S02	MeOH,, more Targets for EPA	1,,2uL	1:8,A	---	---	2.0	---
3	FC1L_080S03	MeOH,, A new format	1,,2uL	1:8,A	---	---	2.0	---
4	FC1L_080S04	FC042A-CAL,, /01	1,,2uL	2:7,B	---	---	2.0	---
5	FC1L_080S05	MeOH,, MLA914-PFAS UPLC_01	1,,2uL	1:8,A	---	---	2.0	---
6	FC1L_080S06	FC042(0)-SUR,, /01	1,,2uL	2:7,A	---	---	2.0	---
7	FC1L_080S07	MeOH,, w trap	1,,2uL	1:8,A	---	---	2.0	---
8	FC1L_080S08	MeOH,, MLA914	1,,2uL	1:8,A	---	---	2.0	---
9	FC1L_080S09	MeOH,, Optimized MRM exp	1,,2uL	1:8,A	---	---	2.0	---
10	FC1L_080S10	MeOH,, MLA110 column	1,,2uL	1:8,A	---	---	2.0	---
11	FC1L_080S11	MeOH,,	1,,2uL	1:8,A	---	---	2.0	---
12	FC1L_080S12	MeOH,, New Format	1,,2uL	1:8,A	---	---	2.0	---
13	FC1L_080S13	FC042(0)-SUR,, /02	1,,2uL	2:7,A	---	---	2.0	---
14	FC1L_080S14	FC046(0)-SUR,, /01	1,,2uL	1:2,A	---	---	2.0	---
15	FC1L_080S15	FC046A-CAL,, /01	1,,2uL	1:2,B	---	---	2.0	---
16	FC1L_080S16	FC046B-CAL,, /01	1,,2uL	1:2,C	---	---	2.0	---
17	FC1L_080S17	FC046C-CAL,, /01	1,,2uL	1:2,D	---	---	2.0	---
18	FC1L_080S18	FC046D-CAL,, /01	1,,2uL	1:2,E	---	---	2.0	---
19	FC1L_080S19	FC046E-CAL,, /01	1,,2uL	1:2,F	---	---	2.0	---
20	FC1L_080S20	FC046F-CAL,, /01	1,,2uL	1:3,A	---	---	2.0	---
21	FC1L_080S21	FC046G-CAL,, /01	1,,2uL	1:3,B	---	---	2.0	---
22	FC1L_080S22	FC046H-CAL,, /01	1,,2uL	1:3,C	---	---	2.0	---
23	FC1L_080S23	FC046I-CAL,, /01	1,,2uL	1:3,D	---	---	2.0	---
24	FC1L_080S24	FC046J-CAL,, /01	1,,2uL	1:3,E	---	---	2.0	---
25	FC1L_080S25	FC046(0)-SUR,, /01	1,,2uL	1:2,A	---	---	2.0	---
26	FC1L_080S26	FC012A-SSV,,/01	1,,2uL	1:3,F	---	---	2.0	---
27	FC1L_080S27	FC013A-SSV,,/01	1,,2uL	1:4,A	---	---	2.0	---
28	FC1L_080S28	FC042E-CAL,, /01 ← ⊛	1,,2uL	2:7,F	---	---	2.0	---
29	FC1L_080S29	FC046E-CAL,, /01	1,,2uL	1:2,F	---	---	2.0	---
30	FC1L_080S30	FC044A-CAL,, /01	1,,2uL	1:4,B	---	---	2.0	---
31	FC1L_080S31	FC047A-CAL,, /01	1,,2uL	1:4,C	---	---	2.0	---
32	FC1L_080S32	FC045A-CAL,, /01 branched	1,,2uL	2:8,C	---	---	2.0	---
33	FC1L_080S33	WG75394-105,, SAR	1,WG75394,2/4000uL	1:4,D	---	---	2.0	---
34	FC1L_080S34	WG75394-106,, SAR	1,WG75394,2/4000uL	1:4,E	---	---	2.0	---
35	FC1L_080S35	WG75394-107,, SAR	1,WG75394,2/4000uL	1:4,F	---	---	2.0	---
36	FC1L_080S36	WG75394-108,, SAR	1,WG75394,2/4000uL	1:5,A	---	---	2.0	---
37	FC1L_080S37	FC042(0)-SUR,, /02	1,,2uL	2:7,A	---	---	2.0	---
38	FC1L_080S38	WG75394-101,,SR	1,WG75394,2/4000uL	1:5,B	---	---	2.0	---
39	FC1L_080S39	WG75394-102,,SR	1,WG75394,2/4000uL	1:5,C	---	---	2.0	---
40	FC1L_080S40	WG75394-103,,SR	1,WG75394,2/4000uL	1:5,D	---	---	2.0	---
41	FC1L_080S41	WG75394-104,,SR	1,WG75394,2/4000uL	1:5,E	---	---	2.0	---
42	FC1L_080S42	FC042E-CAL,, /01	1,,2uL	2:7,D	---	---	2.0	---
43	FC1L_080S43	FC046E-CAL,, /01	1,,2uL	1:2,F	---	---	2.0	---
44	FC1L_080S44	FC044A-CAL,, /01	1,,2uL	1:4,B	---	---	2.0	---
45	FC1L_080S45	FC047A-CAL,, /01	1,,2uL	1:4,C	---	---	2.0	---
46	FC1L_080S46	MeOH,,	1,,2uL	1:8,A	---	---	2.0	---

⊛ S28, NO DATA
To use S30, 44A=42E on PFAS targets.

Quantify Sample Report **MassLynx MassLynx V4.1 SCN909**
SGS Axys Analytical Services, Ltd.

Dataset: G:\Masslynx\Inst_L\PFAS\quanfile\FC2L_008-b.qld

Last Altered: Tuesday, January 11, 2022 20:21:00 Pacific Standard Time
Printed: Thursday, January 13, 2022 11:12:33 Pacific Standard Time

Method: G:\Masslynx\Master Methods\MassLynx SCN 909\UPLC\FC_110_UPLC_15DoD.mdb 10 Jun 2021 10:20:13
Calibration: G:\Masslynx\Inst_L\PFAS\curve\FC1L_080-A6.cdb 09 Jun 2021 14:38:41

ID: FC046C-CAL,, /01, Name: FC2L_008S14, Description: 1,,2uL, Date: 11-Jan-2022, Time: 00:04:37

PFBA

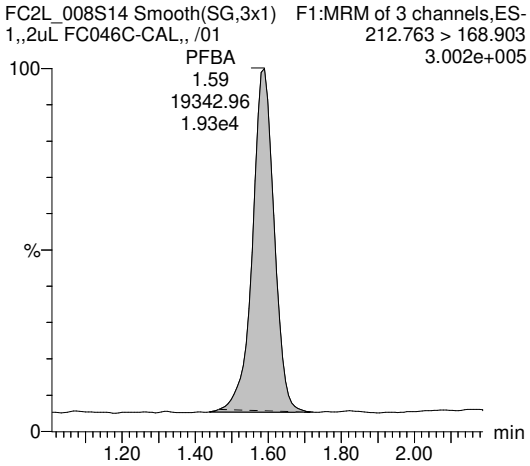

PFPeA

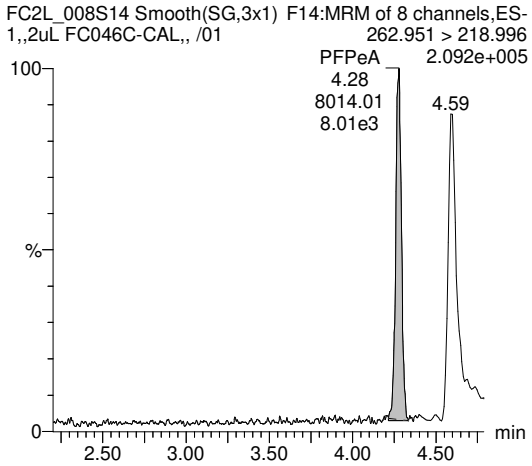

PFHxA

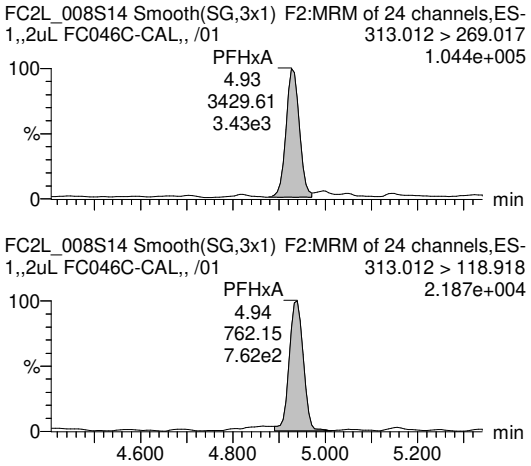

PFHpA

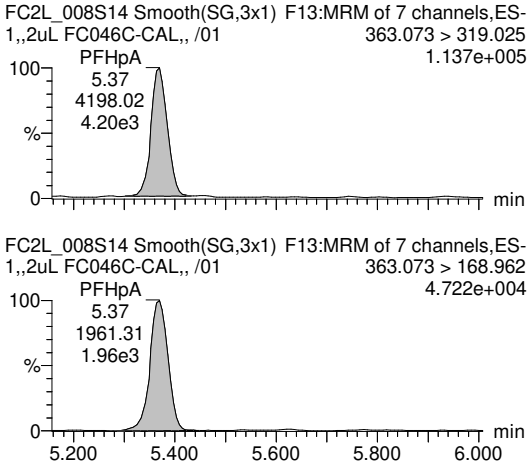

PFOA-I

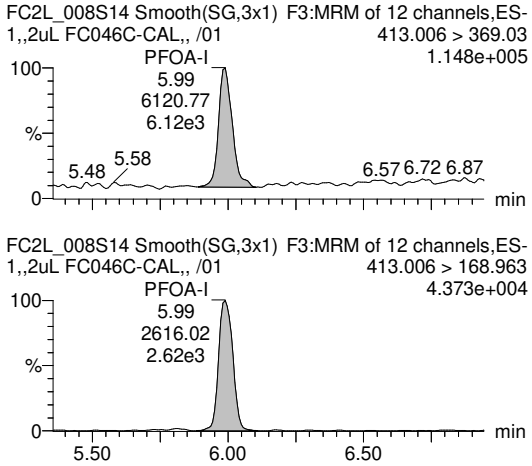

PFOA-II

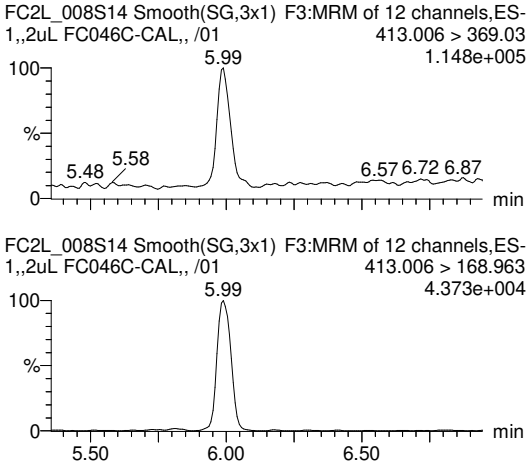

PV by TCH, SV by BRA 13-Jan-22, Conc. & LOD unit = ng for Inst QC, ng/mL for SPM, ng/L for samples

Quantify Sample Report **MassLynx MassLynx V4.1 SCN909**
SGS Axys Analytical Services, Ltd.

Dataset: G:\Masslynx\Inst_L\PFAS\quanfile\FC2L_008-b.qld

Last Altered: Tuesday, January 11, 2022 20:21:00 Pacific Standard Time
Printed: Thursday, January 13, 2022 11:12:33 Pacific Standard Time

ID: FC046C-CAL,, /01, Name: FC2L_008S14, Description: 1,,2uL, Date: 11-Jan-2022, Time: 00:04:37

PFOA-III

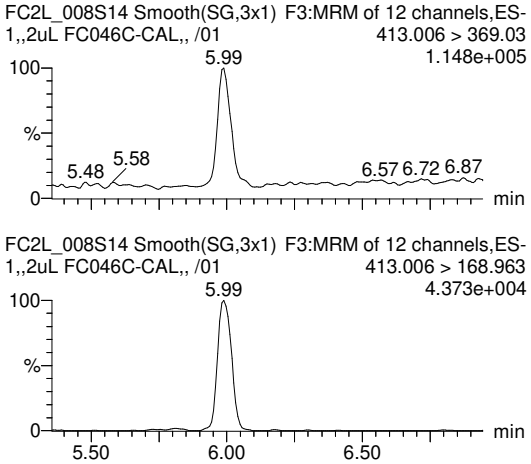

PFOA-IV

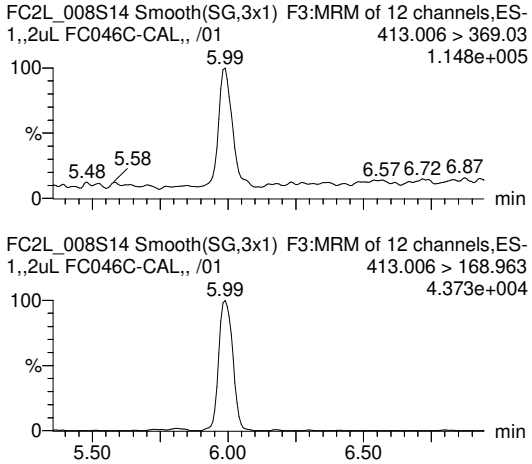

PFOA-SUM

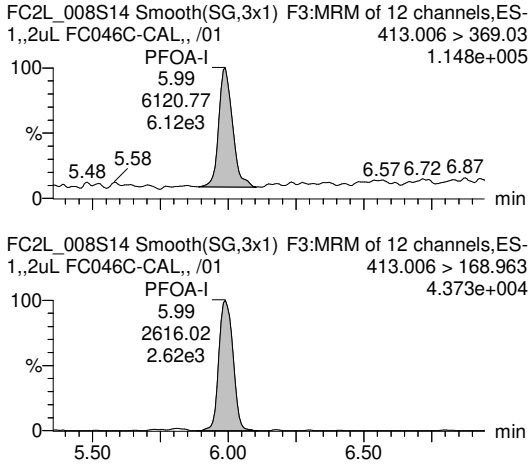

PFOA

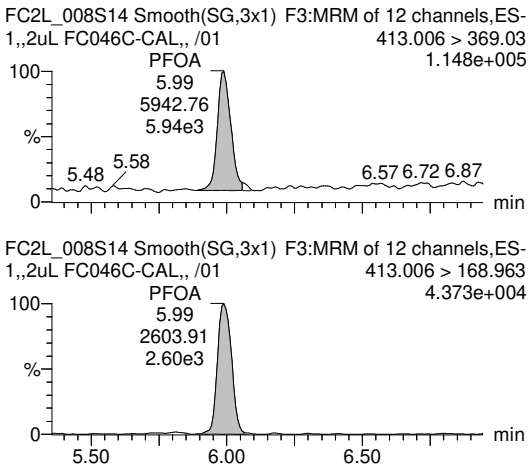

PFNA-I

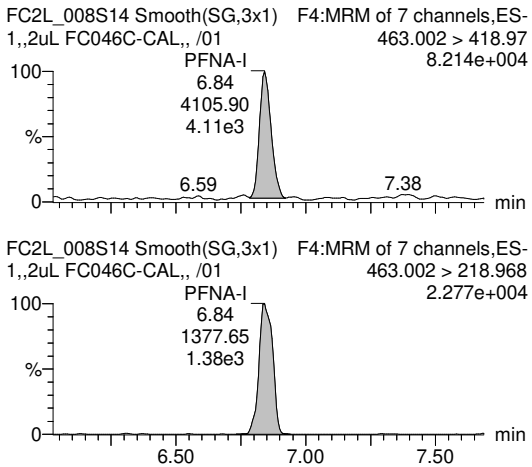

PFNA-II

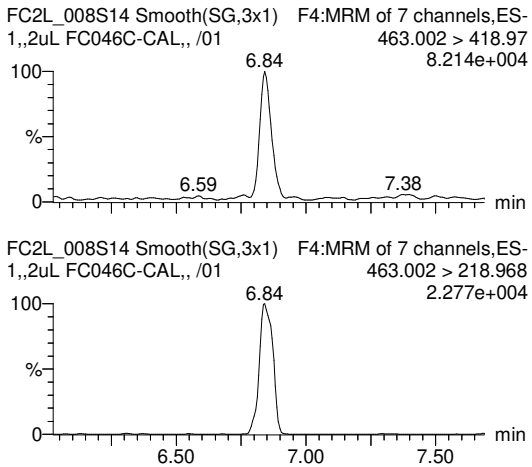

PV by TCH, SV by BRA 13-Jan-22, Conc. & LOD unit = ng for Inst QC, ng/mL for SPM, ng/L for samples

Quantify Sample Report **MassLynx MassLynx V4.1 SCN909**
SGS Axys Analytical Services, Ltd.

Dataset: G:\Masslynx\Inst_L\PFAS\quanfile\FC2L_008-b.qld

Last Altered: Tuesday, January 11, 2022 20:21:00 Pacific Standard Time
Printed: Thursday, January 13, 2022 11:12:33 Pacific Standard Time

ID: FC046C-CAL,, /01, Name: FC2L_008S14, Description: 1,,2uL, Date: 11-Jan-2022, Time: 00:04:37

PFNA-III

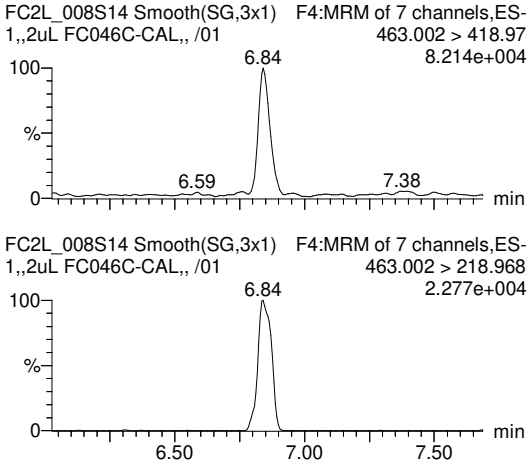

PFNA-SUM

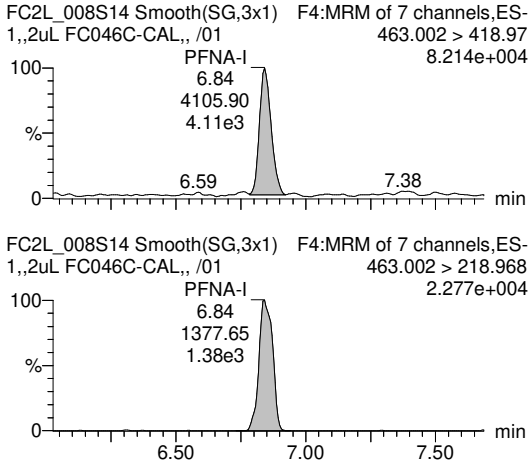

PFNA

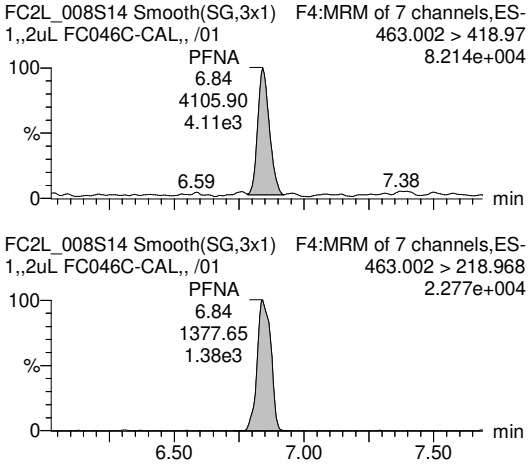

PFDA

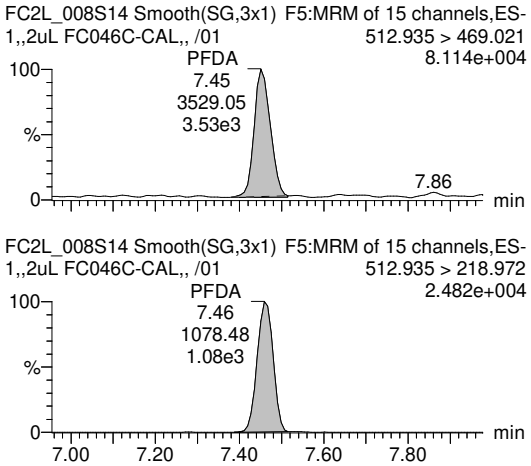

PFUnA

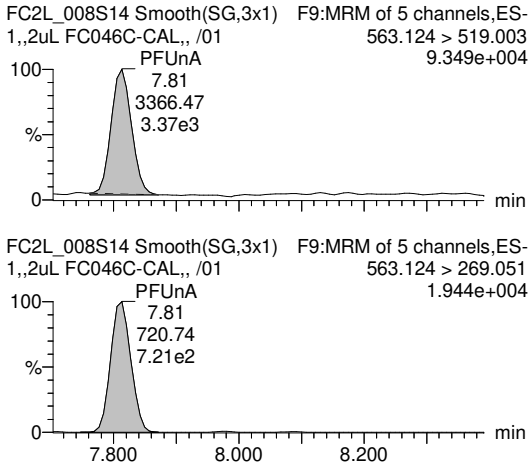

PFDoA

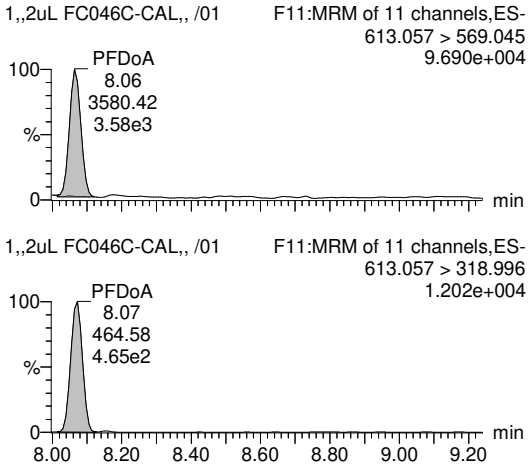

PV by TCH, SV by BRA 13-Jan-22, Conc. & LOD unit = ng for Inst QC, ng/mL for SPM, ng/L for samples

Quantify Sample Report **MassLynx MassLynx V4.1 SCN909**
SGS Axys Analytical Services, Ltd.

Dataset: G:\Masslynx\Inst_L\PFAS\quanfile\FC2L_008-b.qld

Last Altered: Tuesday, January 11, 2022 20:21:00 Pacific Standard Time
Printed: Thursday, January 13, 2022 11:12:33 Pacific Standard Time

ID: FC046C-CAL,, /01, Name: FC2L_008S14, Description: 1,,2uL, Date: 11-Jan-2022, Time: 00:04:37

PFTrDA

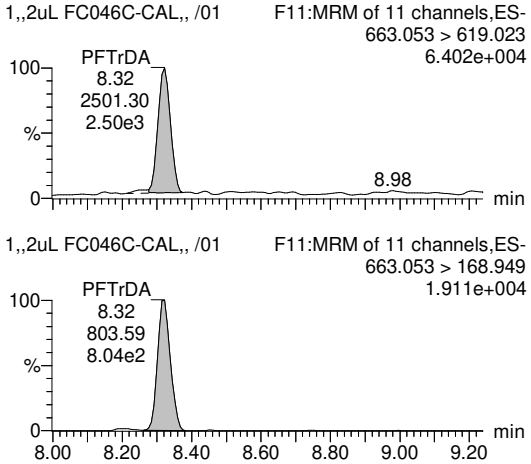

PFTeDA

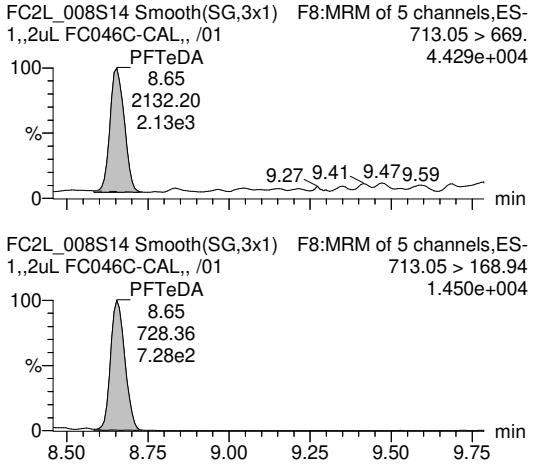

PFBS

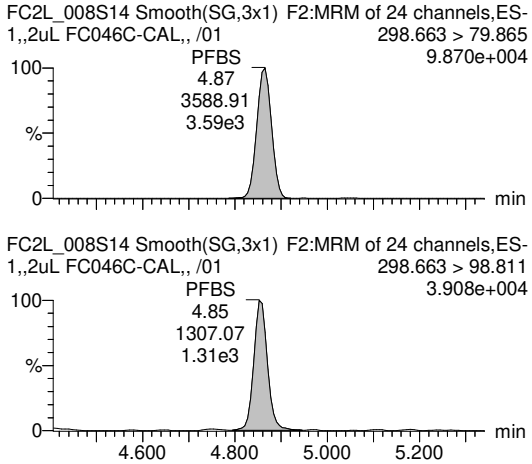

PFPeS

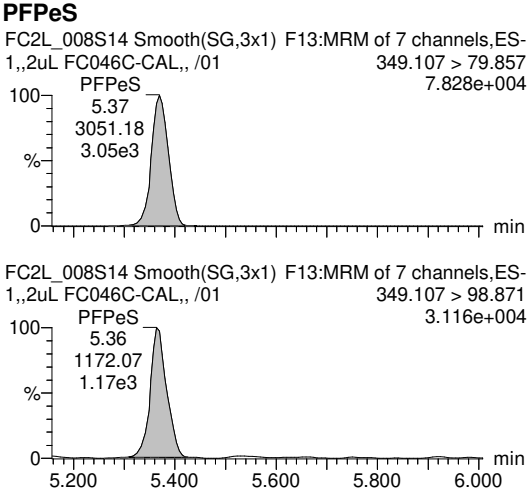

PFHxS-I

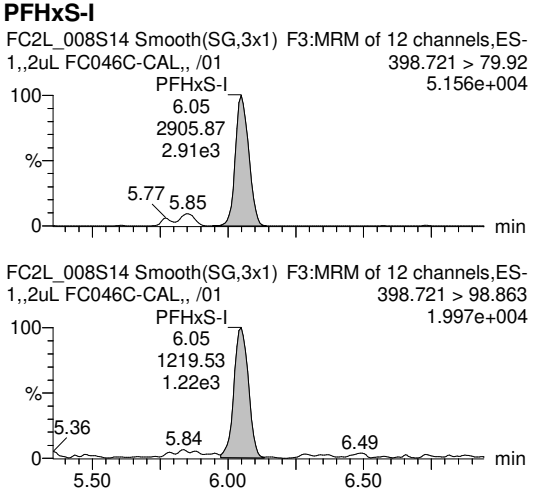

PFHxS-II

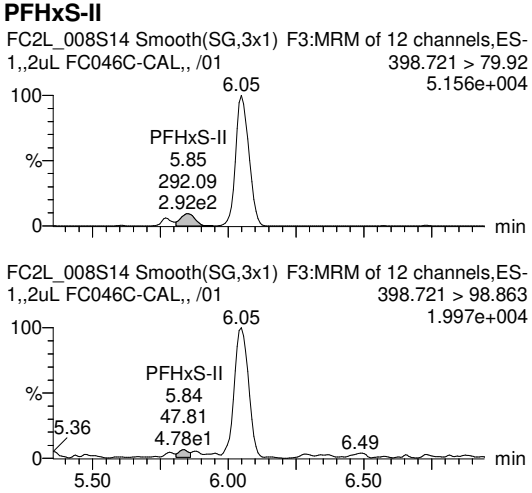

PV by TCH, SV by BRA 13-Jan-22, Conc. & LOD unit = ng for Inst QC, ng/mL for SPM, ng/L for samples

Quantify Sample Report **MassLynx MassLynx V4.1 SCN909**
SGS Axys Analytical Services, Ltd.

Dataset: G:\Masslynx\Inst_L\PFAS\quanfile\FC2L_008-b.qld

Last Altered: Tuesday, January 11, 2022 20:21:00 Pacific Standard Time
Printed: Thursday, January 13, 2022 11:12:33 Pacific Standard Time

ID: FC046C-CAL,, /01, Name: FC2L_008S14, Description: 1,,2uL, Date: 11-Jan-2022, Time: 00:04:37

PFHxS-III

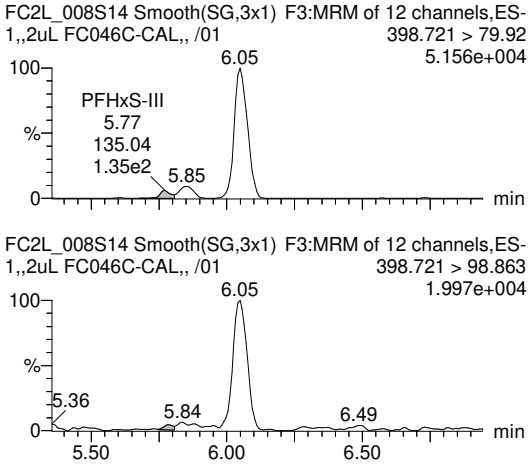

PFHxS-SUM

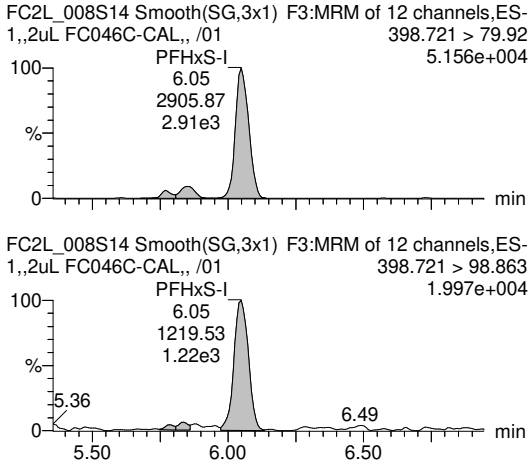

PFHxS

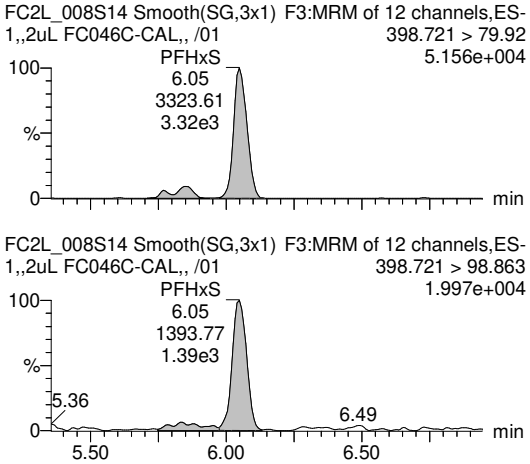

PFHpS

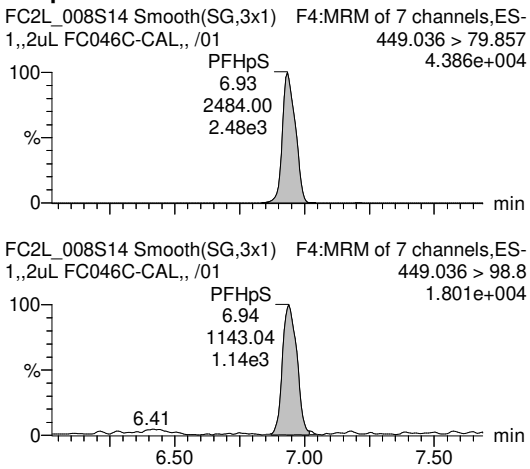

PFOS-I

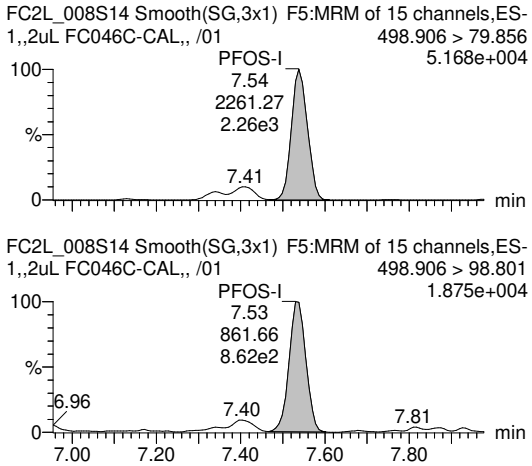

PFOS-II

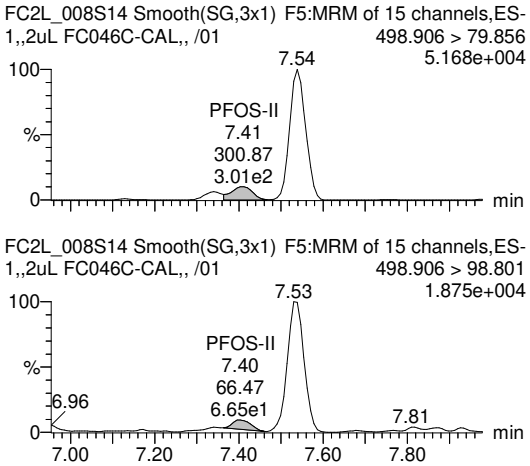

PV by TCH, SV by BRA 13-Jan-22, Conc. & LOD unit = ng for Inst QC, ng/mL for SPM, ng/L for samples

Quantify Sample Report **MassLynx MassLynx V4.1 SCN909**
SGS Axys Analytical Services, Ltd.

Dataset: G:\Masslynx\Inst_L\PFAS\quanfile\FC2L_008-b.qld

Last Altered: Tuesday, January 11, 2022 20:21:00 Pacific Standard Time
Printed: Thursday, January 13, 2022 11:12:33 Pacific Standard Time

ID: FC046C-CAL,, /01, Name: FC2L_008S14, Description: 1,,2uL, Date: 11-Jan-2022, Time: 00:04:37

PFOS-III

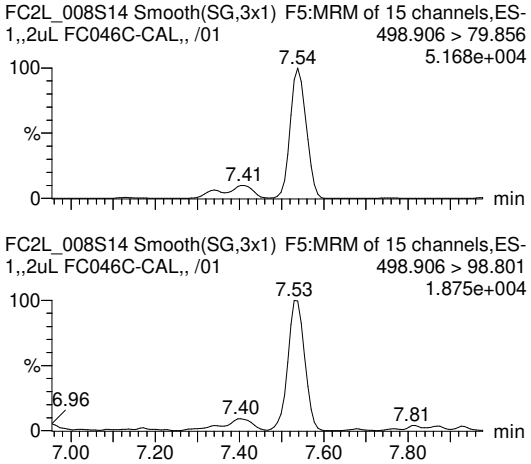

PFOS-IV

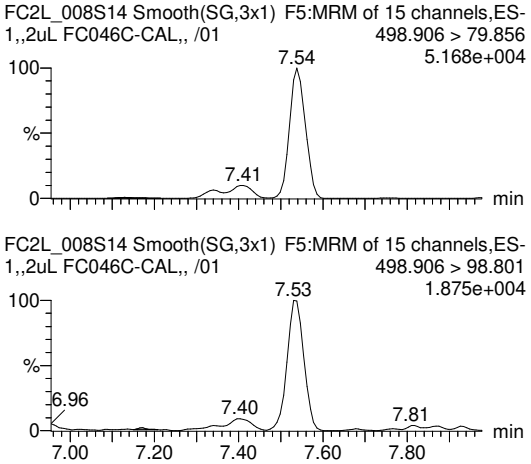

PFOS-SUM

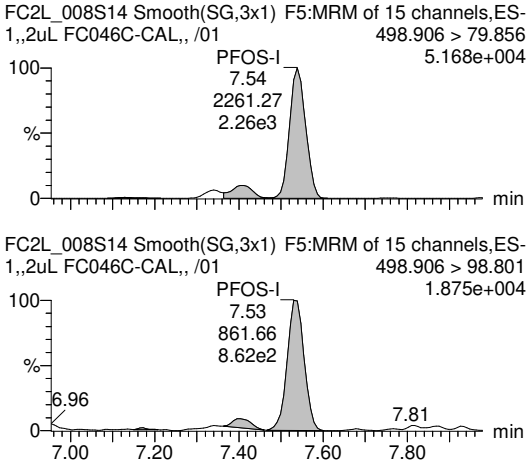

PFOS

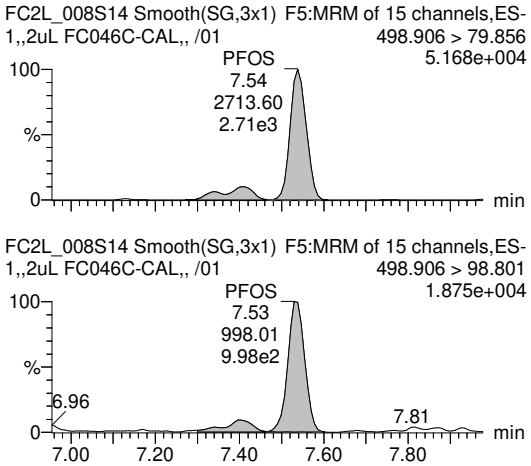

PFNS

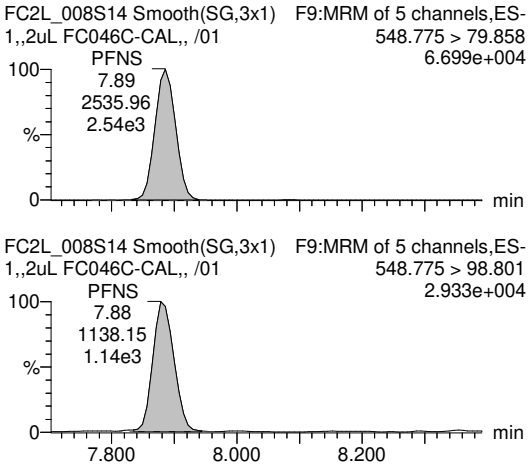

PFDS

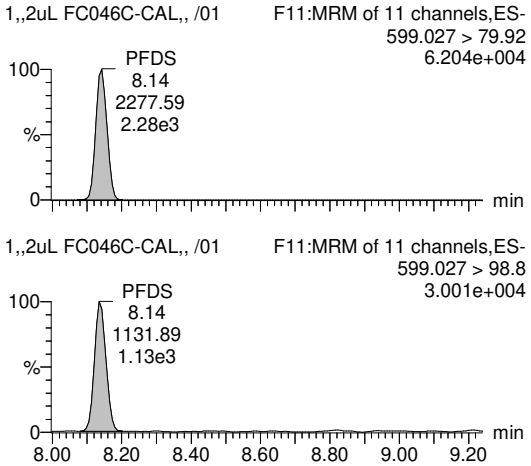

PV by TCH, SV by BRA 13-Jan-22, Conc. & LOD unit = ng for Inst QC, ng/mL for SPM, ng/L for samples

Quantify Sample Report **MassLynx MassLynx V4.1 SCN909**
SGS Axys Analytical Services, Ltd.

Dataset: G:\Masslynx\Inst_L\PFAS\quanfile\FC2L_008-b.qld

Last Altered: Tuesday, January 11, 2022 20:21:00 Pacific Standard Time
Printed: Thursday, January 13, 2022 11:12:33 Pacific Standard Time

ID: FC046C-CAL,, /01, Name: FC2L_008S14, Description: 1,,2uL, Date: 11-Jan-2022, Time: 00:04:37

PFDoS

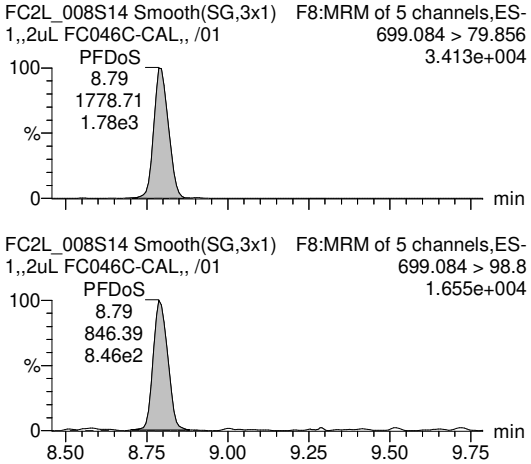

4:2 FTS

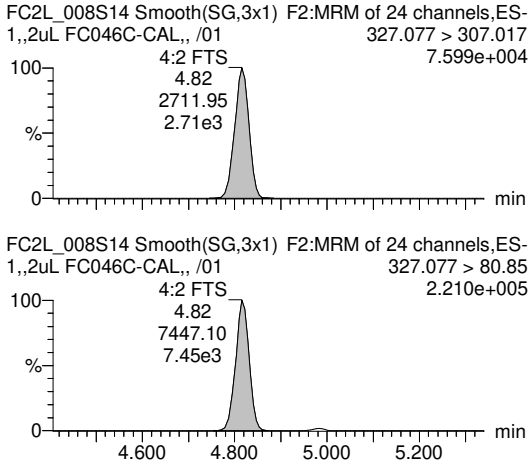

6:2 FTS

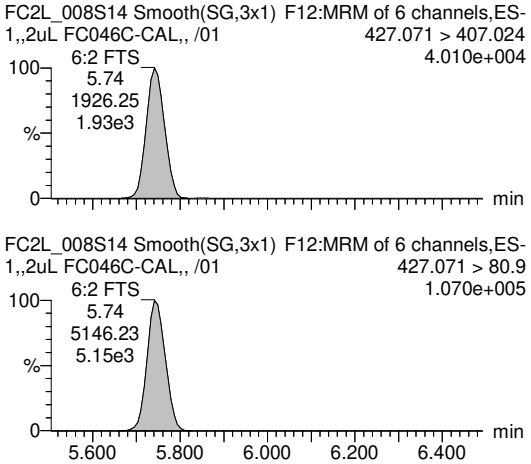

8:2 FTS

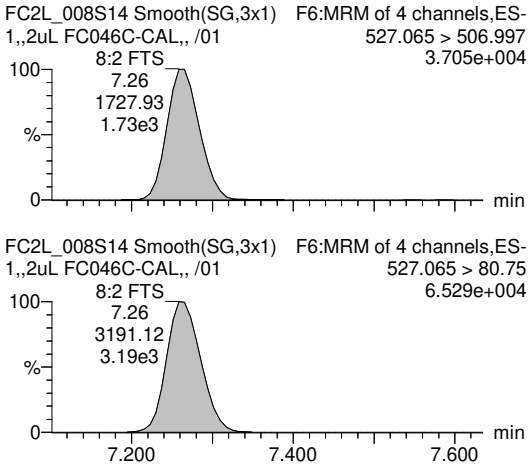

PFOSA-I

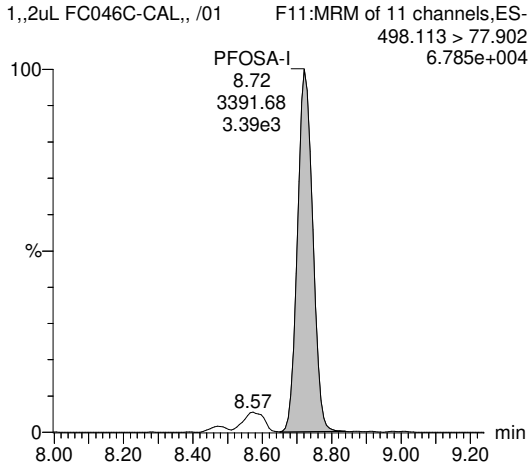

PFOSA-II

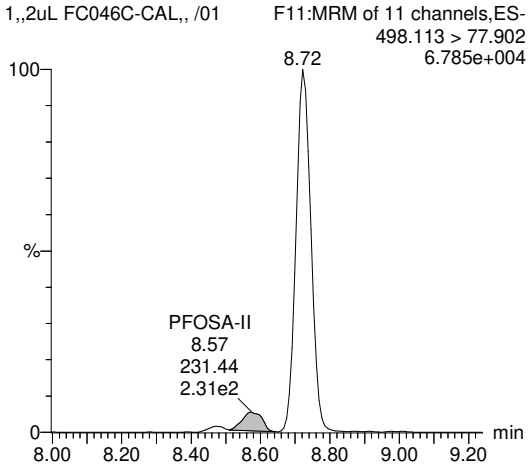

PV by TCH, SV by BRA 13-Jan-22, Conc. & LOD unit = ng for Inst QC, ng/mL for SPM, ng/L for samples

Quantify Sample Report **MassLynx MassLynx V4.1 SCN909**
SGS Axys Analytical Services, Ltd.

Dataset: G:\Masslynx\Inst_L\PFAS\quanfile\FC2L_008-b.qld

Last Altered: Tuesday, January 11, 2022 20:21:00 Pacific Standard Time
Printed: Thursday, January 13, 2022 11:12:33 Pacific Standard Time

ID: FC046C-CAL,, /01, Name: FC2L_008S14, Description: 1,,2uL, Date: 11-Jan-2022, Time: 00:04:37

PFOSA-SUM

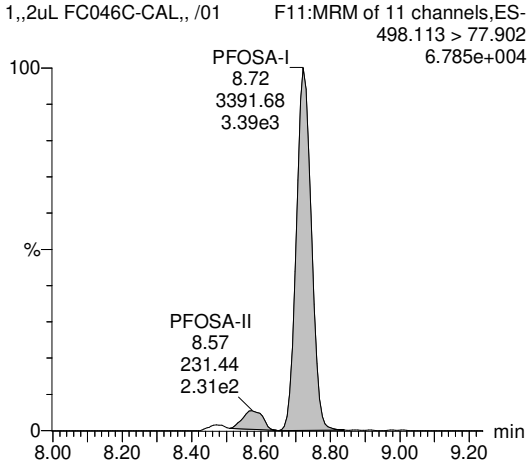

PFOSA

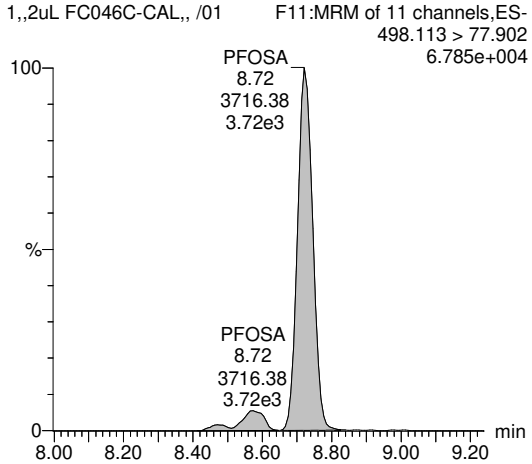

N-MeFOSA-I

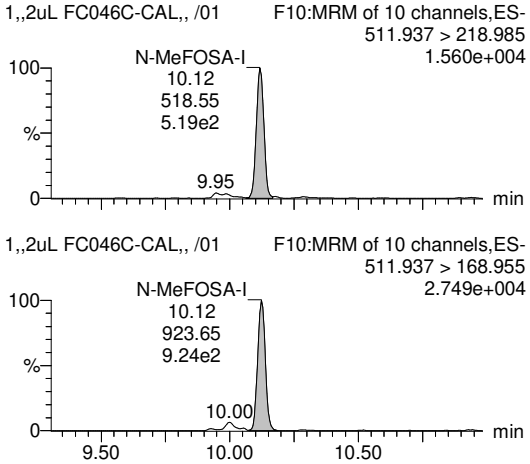

N-MeFOSA-II

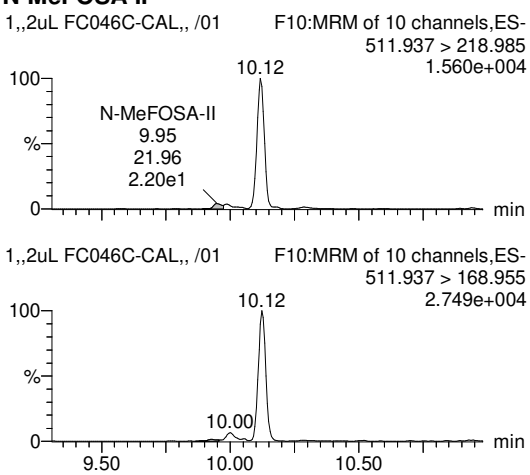

N-MeFOSA-SUM

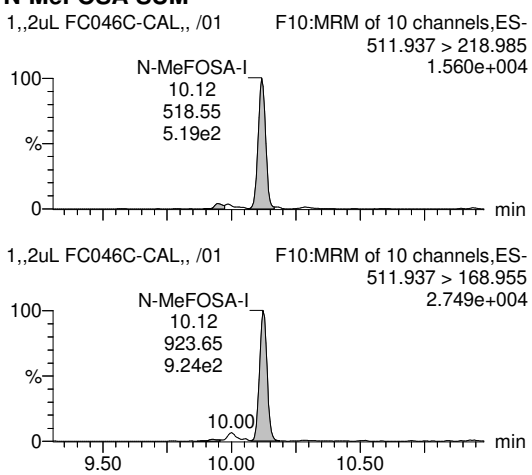

N-MeFOSA

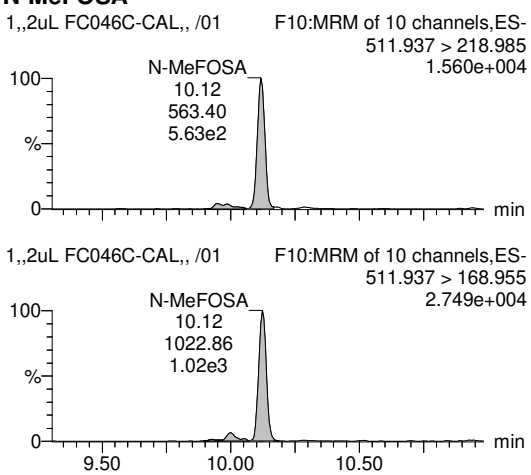

PV by TCH, SV by BRA 13-Jan-22, Conc. & LOD unit = ng for Inst QC, ng/mL for SPM, ng/L for samples

Quantify Sample Report **MassLynx MassLynx V4.1 SCN909**
SGS Axys Analytical Services, Ltd.

Dataset: G:\Masslynx\Inst_L\PFAS\quanfile\FC2L_008-b.qld

Last Altered: Tuesday, January 11, 2022 20:21:00 Pacific Standard Time
Printed: Thursday, January 13, 2022 11:12:33 Pacific Standard Time

ID: FC046C-CAL,, /01, Name: FC2L_008S14, Description: 1,,2uL, Date: 11-Jan-2022, Time: 00:04:37

N-EtFOSA-I

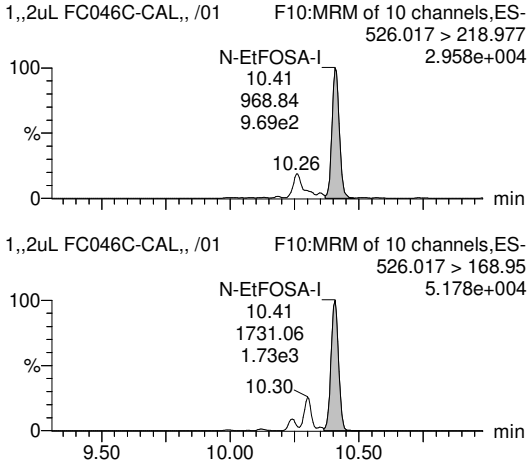

N-EtFOSA-II

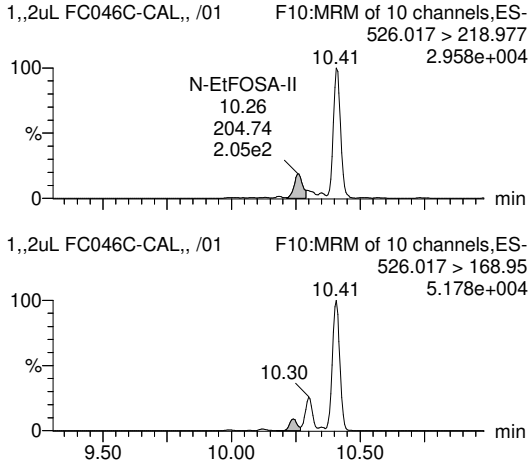

N-EtFOSA-SUM

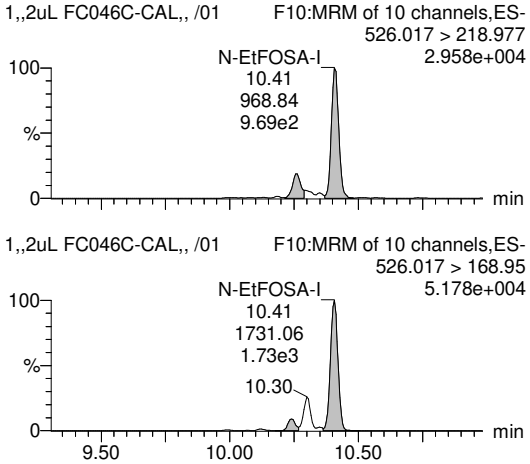

N-EtFOSA

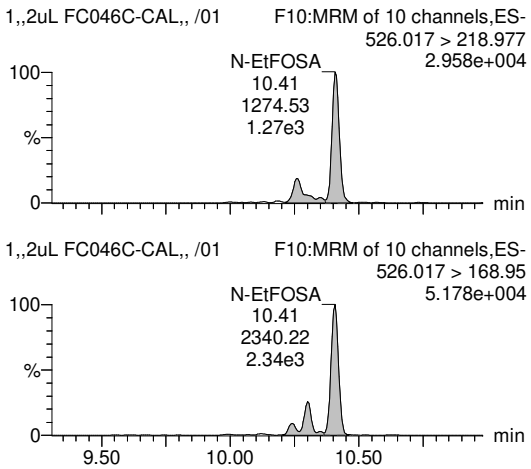

MeFOSAA-I

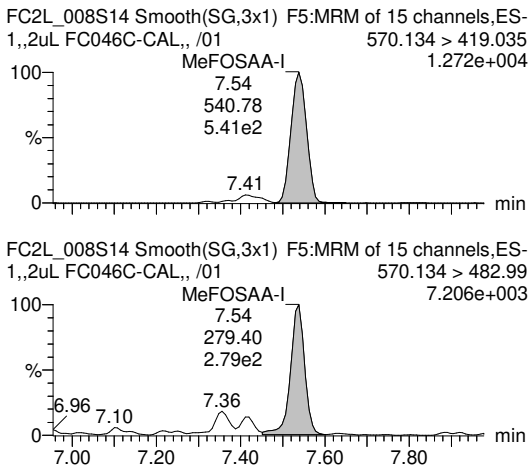

MeFOSAA-II

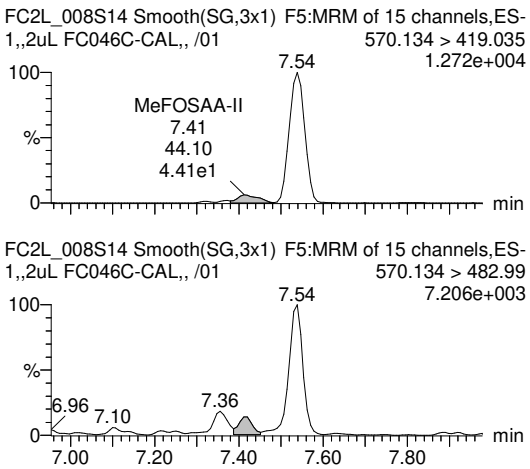

PV by TCH, SV by BRA 13-Jan-22, Conc. & LOD unit = ng for Inst QC, ng/mL for SPM, ng/L for samples

Quantify Sample Report **MassLynx MassLynx V4.1 SCN909**
SGS Axys Analytical Services, Ltd.

Dataset: G:\Masslynx\Inst_L\PFAS\quanfile\FC2L_008-b.qld

Last Altered: Tuesday, January 11, 2022 20:21:00 Pacific Standard Time
Printed: Thursday, January 13, 2022 11:12:33 Pacific Standard Time

ID: FC046C-CAL,, /01, Name: FC2L_008S14, Description: 1,,2uL, Date: 11-Jan-2022, Time: 00:04:37

MeFOSAA-III

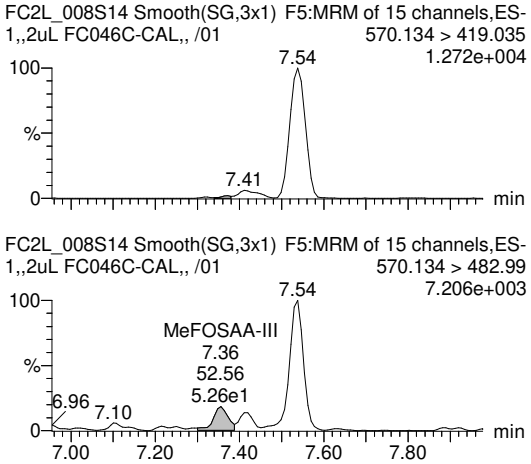

MeFOSAA-SUM

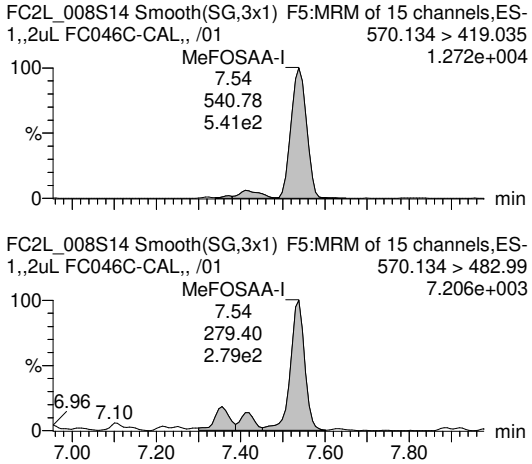

MeFOSAA

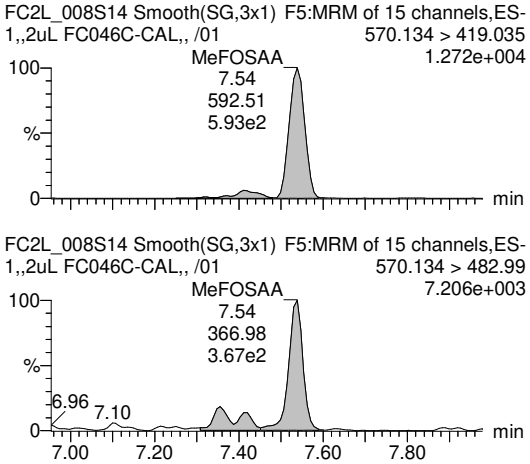

EtFOSAA-I

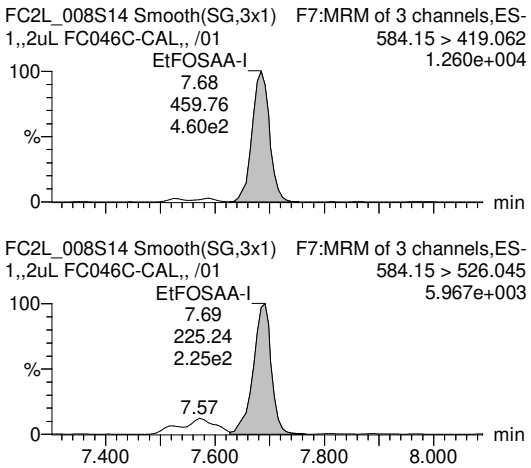

EtFOSAA-II

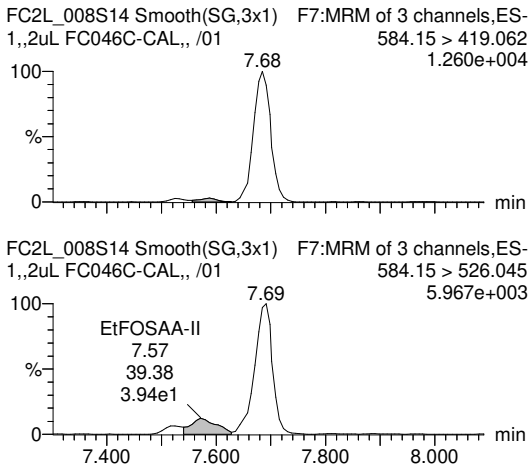

EtFOSAA-III

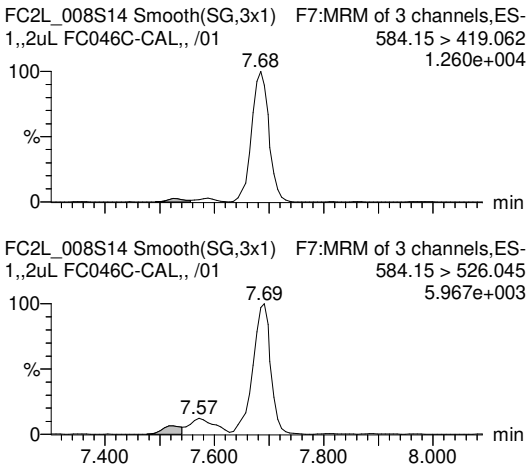

PV by TCH, SV by BRA 13-Jan-22, Conc. & LOD unit = ng for Inst QC, ng/mL for SPM, ng/L for samples

Quantify Sample Report **MassLynx MassLynx V4.1 SCN909**
SGS Axys Analytical Services, Ltd.

Dataset: G:\Masslynx\Inst_L\PFAS\quanfile\FC2L_008-b.qld

Last Altered: Tuesday, January 11, 2022 20:21:00 Pacific Standard Time
Printed: Thursday, January 13, 2022 11:12:33 Pacific Standard Time

ID: FC046C-CAL,, /01, Name: FC2L_008S14, Description: 1,,2uL, Date: 11-Jan-2022, Time: 00:04:37

EtFOSAA-SUM

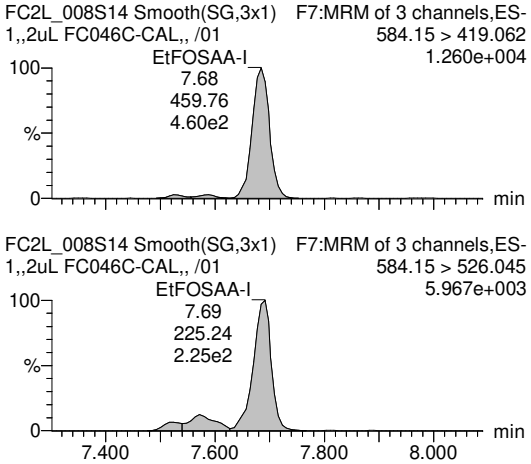

EtFOSAA

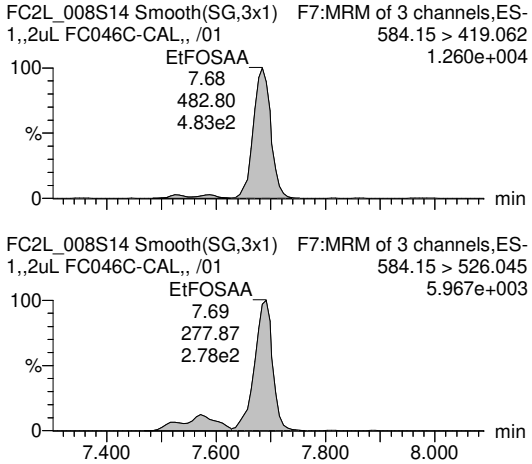

N-MeFOSE-I

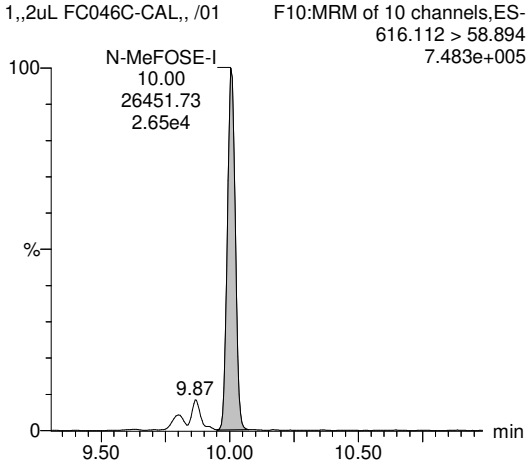

N-MeFOSE-II

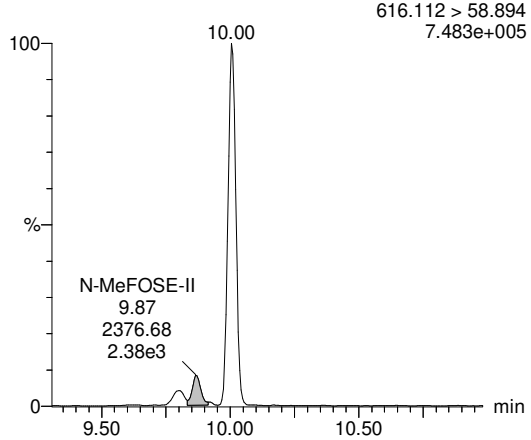

N-MeFOSE-III

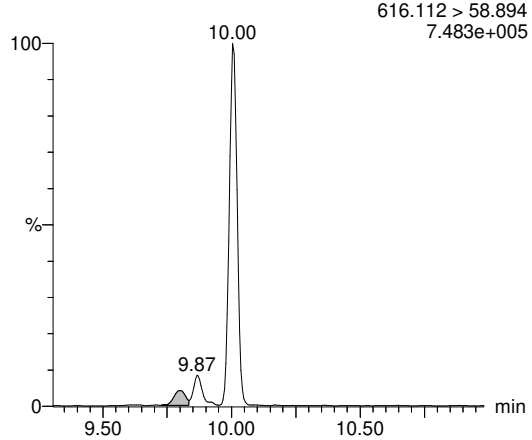

N-MeFOSE-SUM

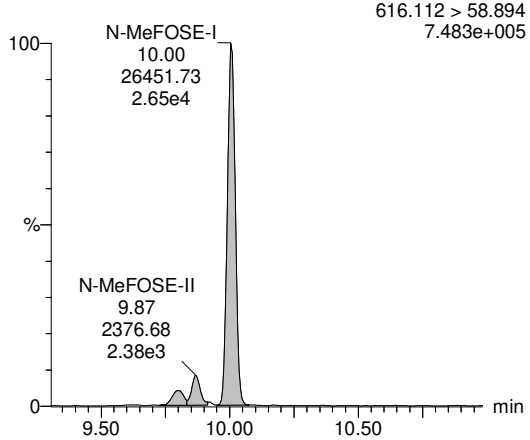

PV by TCH, SV by BRA 13-Jan-22, Conc. & LOD unit = ng for Inst QC, ng/mL for SPM, ng/L for samples

Quantify Sample Report **MassLynx MassLynx V4.1 SCN909**
SGS Axys Analytical Services, Ltd.

Dataset: G:\Masslynx\Inst_L\PFAS\quanfile\FC2L_008-b.qld

Last Altered: Tuesday, January 11, 2022 20:21:00 Pacific Standard Time
Printed: Thursday, January 13, 2022 11:12:33 Pacific Standard Time

ID: FC046C-CAL,, /01, Name: FC2L_008S14, Description: 1,,2uL, Date: 11-Jan-2022, Time: 00:04:37

N-MeFOSE

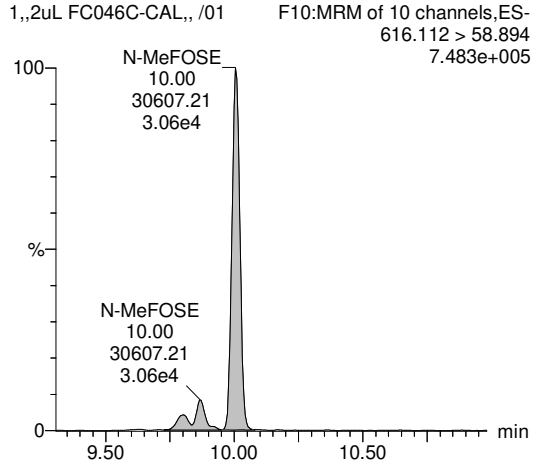

N-EtFOSE-I

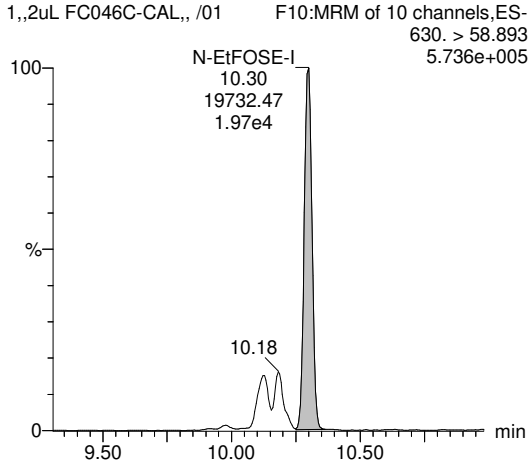

N-EtFOSE-II

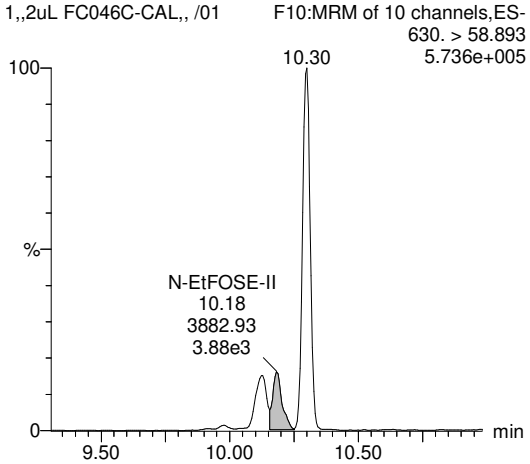

N-EtFOSE-III

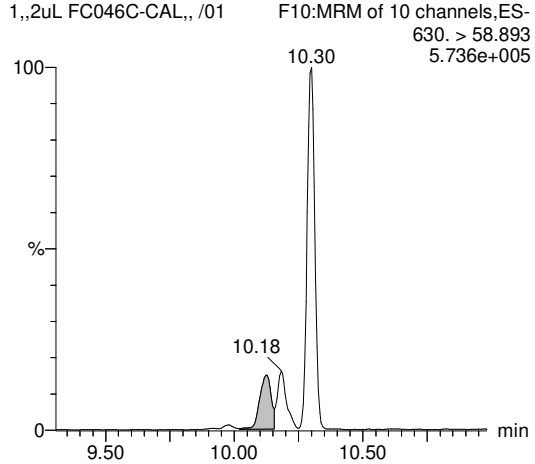

N-EtFOSE-SUM

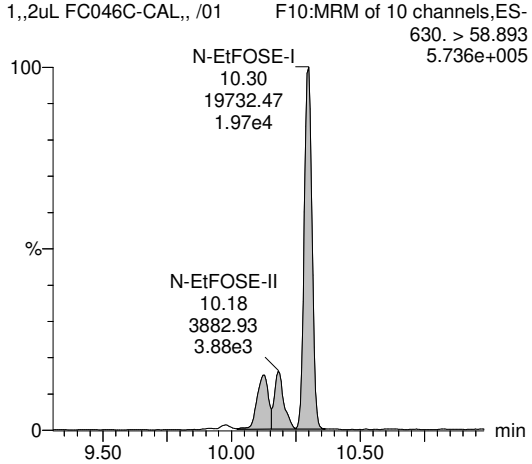

N-EtFOSE

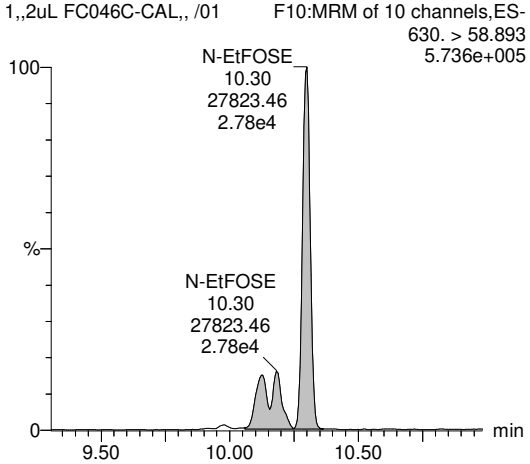

PV by TCH, SV by BRA 13-Jan-22, Conc. & LOD unit = ng for Inst QC, ng/mL for SPM, ng/L for samples

Quantify Sample Report **MassLynx MassLynx V4.1 SCN909**
SGS Axys Analytical Services, Ltd.

Dataset: G:\Masslynx\Inst_L\PFAS\quanfile\FC2L_008-b.qld

Last Altered: Tuesday, January 11, 2022 20:21:00 Pacific Standard Time
Printed: Thursday, January 13, 2022 11:12:33 Pacific Standard Time

ID: FC046C-CAL,, /01, Name: FC2L_008S14, Description: 1,,2uL, Date: 11-Jan-2022, Time: 00:04:37

HFPO-DA

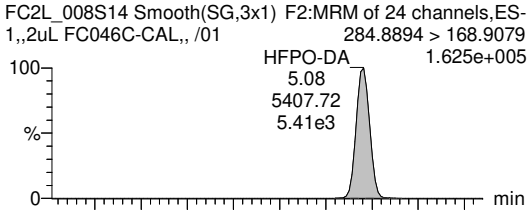

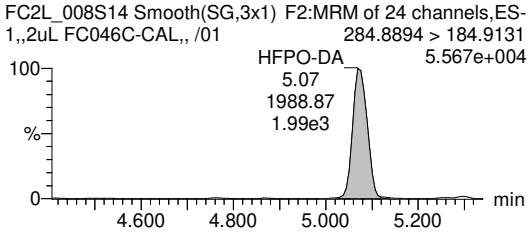

ADONA

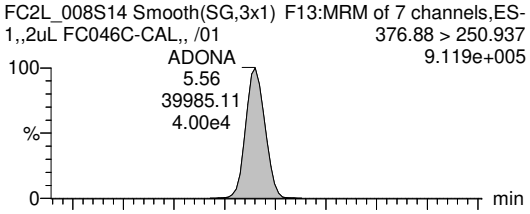

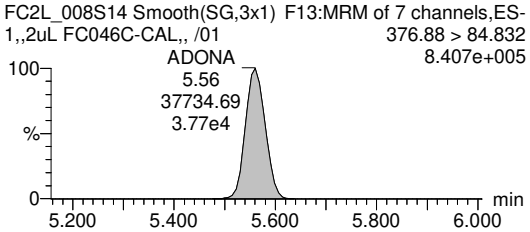

9Cl-PF3ONS



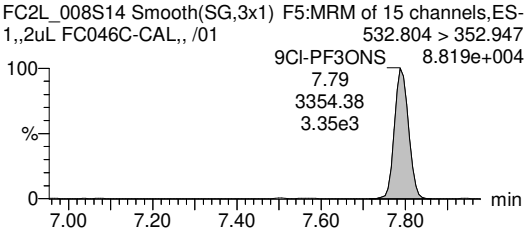

11Cl-PF3OUdS

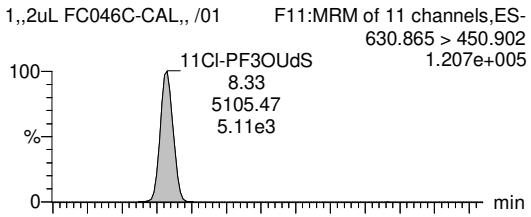

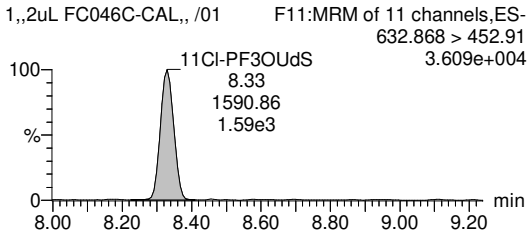

3:3 FTCA

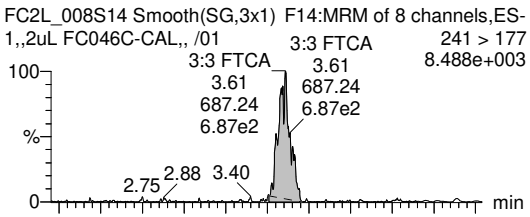

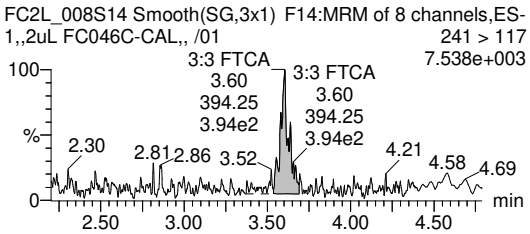

5:3 FTCA



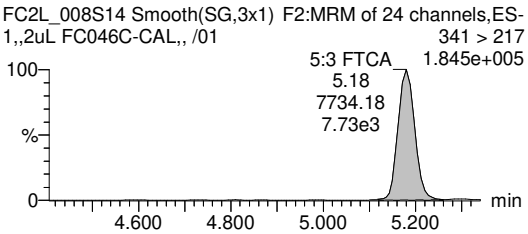

PV by TCH, SV by BRA 13-Jan-22, Conc. & LOD unit = ng for Inst QC, ng/mL for SPM, ng/L for samples

Quantify Sample Report **MassLynx MassLynx V4.1 SCN909**
SGS Axys Analytical Services, Ltd.

Dataset: G:\Masslynx\Inst_L\PFAS\quanfile\FC2L_008-b.qld

Last Altered: Tuesday, January 11, 2022 20:21:00 Pacific Standard Time
Printed: Thursday, January 13, 2022 11:12:33 Pacific Standard Time

ID: FC046C-CAL,, /01, Name: FC2L_008S14, Description: 1,,2uL, Date: 11-Jan-2022, Time: 00:04:37

7:3 FTCA

FC2L_008S14 Smooth(SG,3x1) F3:MRM of 12 channels,ES-
1,,2uL FC046C-CAL,, /01 441 > 316.9
6.473e+004

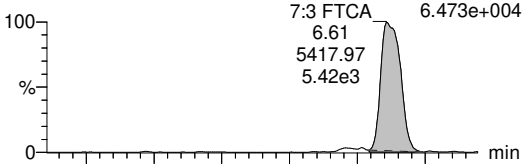

FC2L_008S14 Smooth(SG,3x1) F3:MRM of 12 channels,ES-
1,,2uL FC046C-CAL,, /01 441 > 336.9
9.350e+004

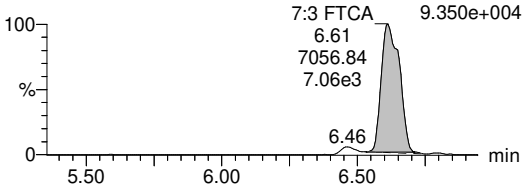

PFEESA

FC2L_008S14 Smooth(SG,3x1) F2:MRM of 24 channels,ES-
1,,2uL FC046C-CAL,, /01 314.8 > 134.9
2.727e+005

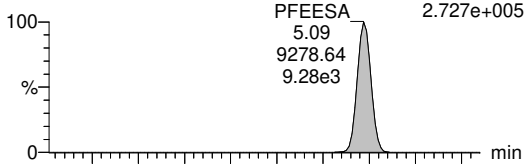

FC2L_008S14 Smooth(SG,3x1) F2:MRM of 24 channels,ES-
1,,2uL FC046C-CAL,, /01 314.8 > 82.9
2.949e+004

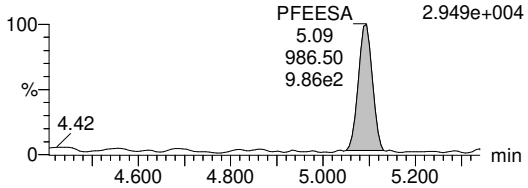

PFMPA

FC2L_008S14 Smooth(SG,5x1) F14:MRM of 8 channels,ES-
1,,2uL FC046C-CAL,, /01 229.013 > 84.9
1.153e+005

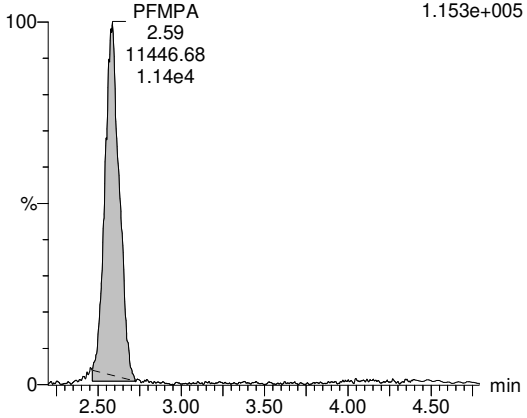

PFMBA

FC2L_008S14 Smooth(SG,3x1) F14:MRM of 8 channels,ES-
1,,2uL FC046C-CAL,, /01 279 > 85.1
1.693e+005

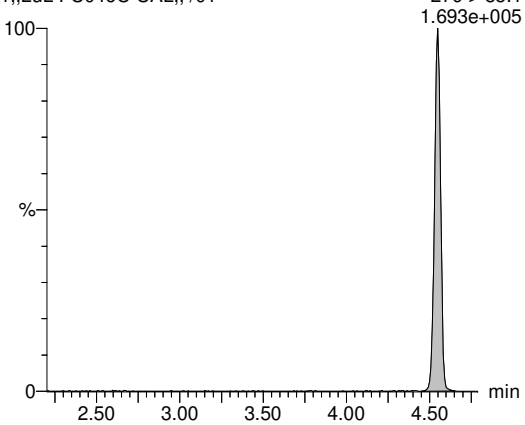

NFDHA

FC2L_008S14 Smooth(SG,3x1) F2:MRM of 24 channels,ES-
1,,2uL FC046C-CAL,, /01 295 > 201
1.037e+003

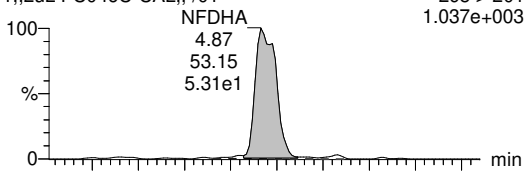

FC2L_008S14 Smooth(SG,3x1) F2:MRM of 24 channels,ES-
1,,2uL FC046C-CAL,, /01 295 > 84.9
2.144e+003

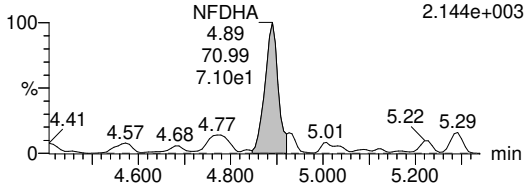

13C4-PFBA

FC2L_008S14 Smooth(SG,3x1) F1:MRM of 3 channels,ES-
1,,2uL FC046C-CAL,, /01 216.776 > 171.928
3.396e+006

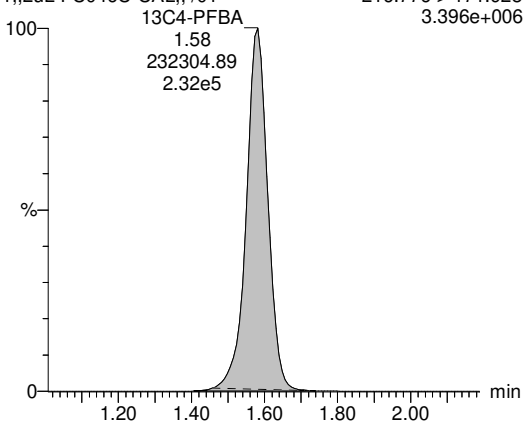

PV by TCH, SV by BRA 13-Jan-22, Conc. & LOD unit = ng for Inst QC, ng/mL for SPM, ng/L for samples

Quantify Sample Report **MassLynx MassLynx V4.1 SCN909**
SGS Axys Analytical Services, Ltd.

Dataset: G:\Masslynx\Inst_L\PFAS\quanfile\FC2L_008-b.qld

Last Altered: Tuesday, January 11, 2022 20:21:00 Pacific Standard Time
Printed: Thursday, January 13, 2022 11:12:33 Pacific Standard Time

ID: FC046C-CAL,, /01, Name: FC2L_008S14, Description: 1,,2uL, Date: 11-Jan-2022, Time: 00:04:37

13C5-PFPeA

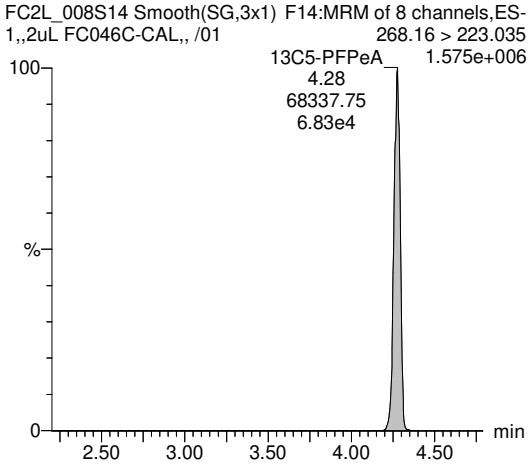

13C5-PFHxA

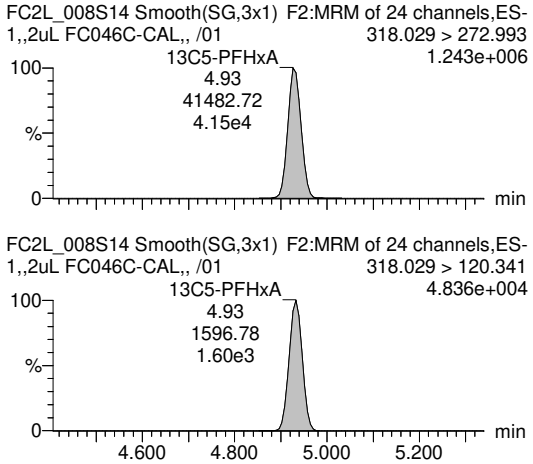

13C4-PFHpA

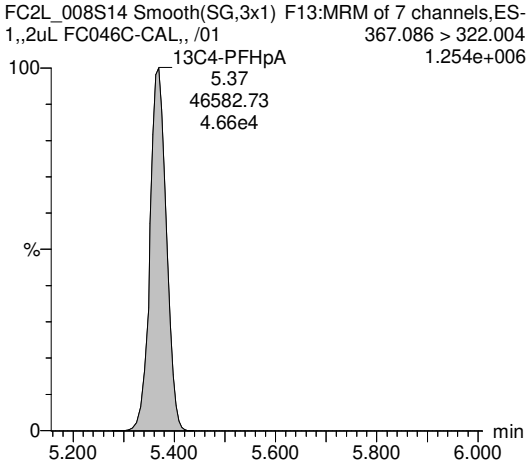

13C8-PFOA

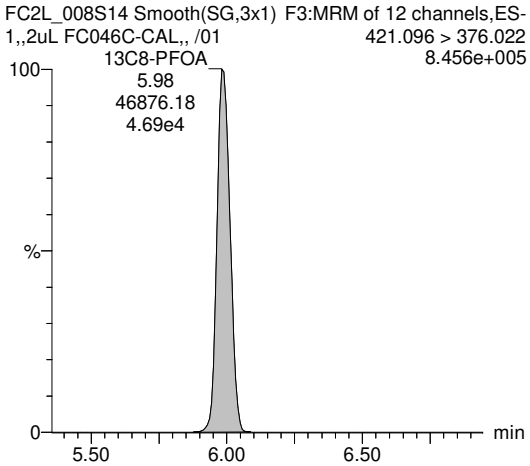

13C9-PFNA

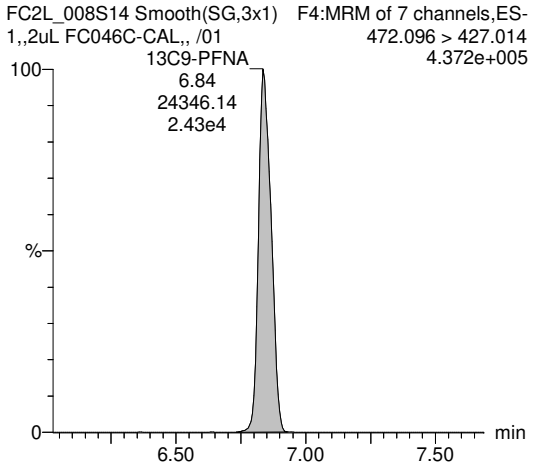

13C6-PFDA

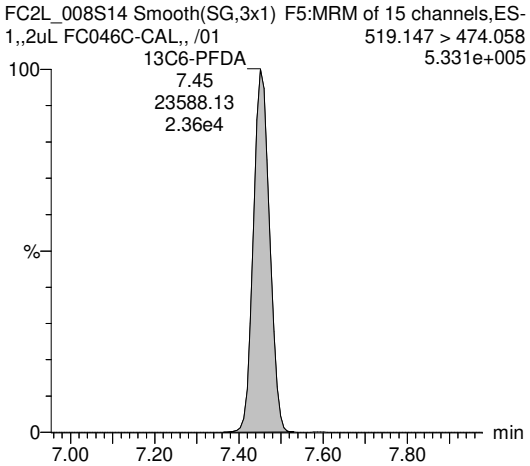

PV by TCH, SV by BRA 13-Jan-22, Conc. & LOD unit = ng for Inst QC, ng/mL for SPM, ng/L for samples

Quantify Sample Report **MassLynx MassLynx V4.1 SCN909**
SGS Axys Analytical Services, Ltd.

Dataset: G:\Masslynx\Inst_L\PFAS\quanfile\FC2L_008-b.qld

Last Altered: Tuesday, January 11, 2022 20:21:00 Pacific Standard Time
Printed: Thursday, January 13, 2022 11:12:33 Pacific Standard Time

ID: FC046C-CAL,, /01, Name: FC2L_008S14, Description: 1,,2uL, Date: 11-Jan-2022, Time: 00:04:37

13C7-PFUnA

FC2L_008S14 Smooth(SG,3x1) F9:MRM of 5 channels,ES-
1,,2uL FC046C-CAL,, /01 570.019 > 525.05
6.700e+005

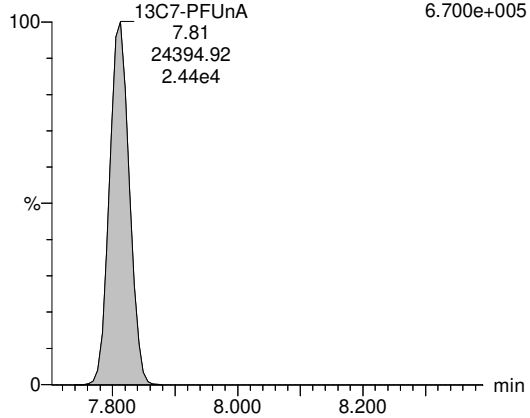

13C2-PFDoA

1,,2uL FC046C-CAL,, /01 F11:MRM of 11 channels,ES-
615.127 > 570.013
5.401e+005

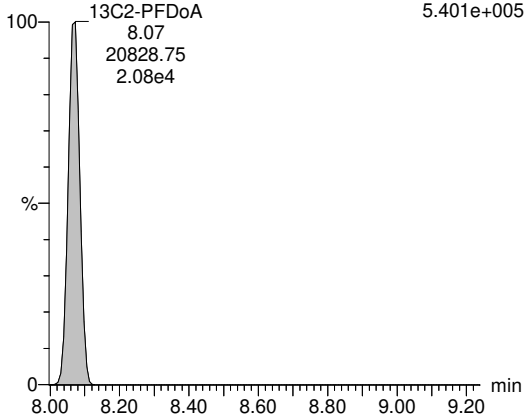

13C2-PFTeDA

FC2L_008S14 Smooth(SG,3x1) F8:MRM of 5 channels,ES-
1,,2uL FC046C-CAL,, /01 715.057 > 670.026
3.112e+005

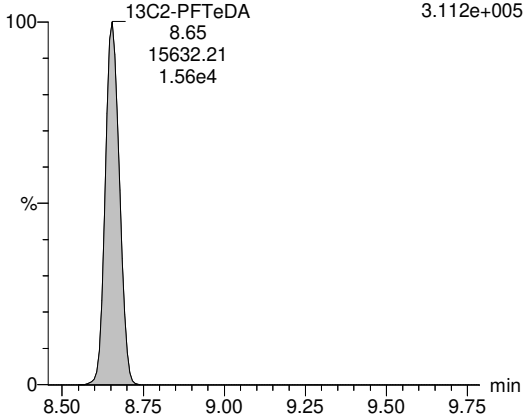

13C3-PFBS

FC2L_008S14 Smooth(SG,3x1) F2:MRM of 24 channels,ES-
1,,2uL FC046C-CAL,, /01 302.056 > 79.865
1.087e+006

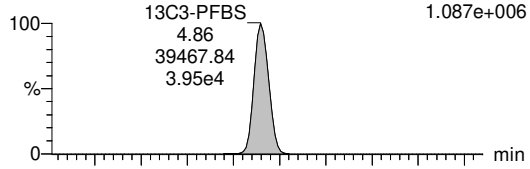

FC2L_008S14 Smooth(SG,3x1) F2:MRM of 24 channels,ES-
1,,2uL FC046C-CAL,, /01 302.056 > 98.875
3.895e+005

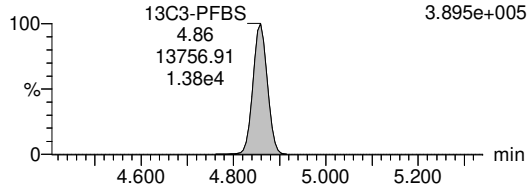

13C3-PFHxS

FC2L_008S14 Smooth(SG,3x1) F3:MRM of 12 channels,ES-
1,,2uL FC046C-CAL,, /01 402.114 > 79.858
5.544e+005

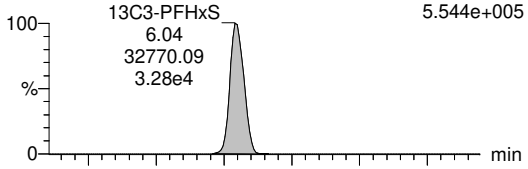

FC2L_008S14 Smooth(SG,3x1) F3:MRM of 12 channels,ES-
1,,2uL FC046C-CAL,, /01 402.114 > 98.801
2.339e+005

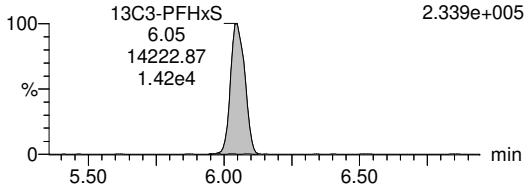

13C8-PFOS

FC2L_008S14 Smooth(SG,3x1) F5:MRM of 15 channels,ES-
1,,2uL FC046C-CAL,, /01 507.124 > 79.858
6.213e+005

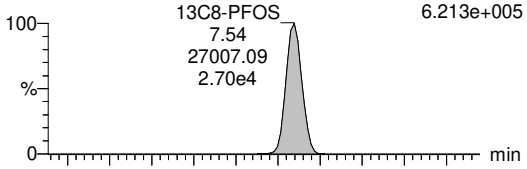

FC2L_008S14 Smooth(SG,3x1) F5:MRM of 15 channels,ES-
1,,2uL FC046C-CAL,, /01 507.124 > 98.867
2.900e+005

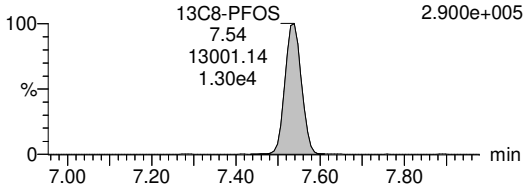

PV by TCH, SV by BRA 13-Jan-22, Conc. & LOD unit = ng for Inst QC, ng/mL for SPM, ng/L for samples

Quantify Sample Report **MassLynx MassLynx V4.1 SCN909**
SGS Axys Analytical Services, Ltd.

Dataset: G:\Masslynx\Inst_L\PFAS\quanfile\FC2L_008-b.qld

Last Altered: Tuesday, January 11, 2022 20:21:00 Pacific Standard Time
Printed: Thursday, January 13, 2022 11:12:33 Pacific Standard Time

ID: FC046C-CAL,, /01, Name: FC2L_008S14, Description: 1,,2uL, Date: 11-Jan-2022, Time: 00:04:37

13C2-4:2 FTS

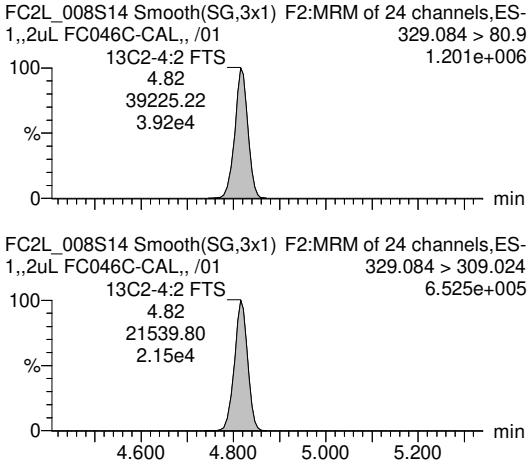

13C2-6:2 FTS

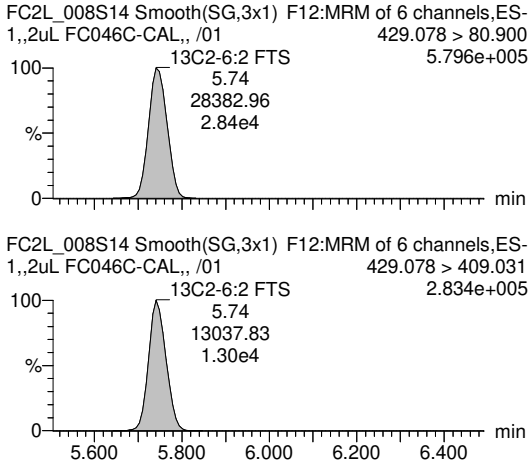

13C2-8:2 FTS

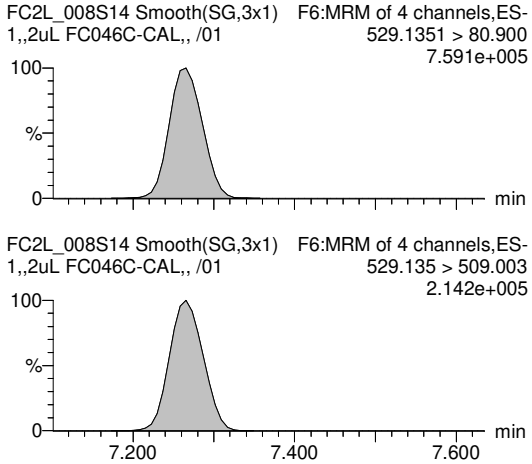

13C8-PFOSA

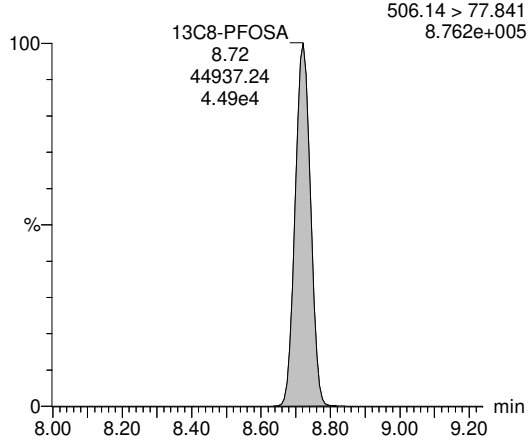

D3-N-MeFOSA

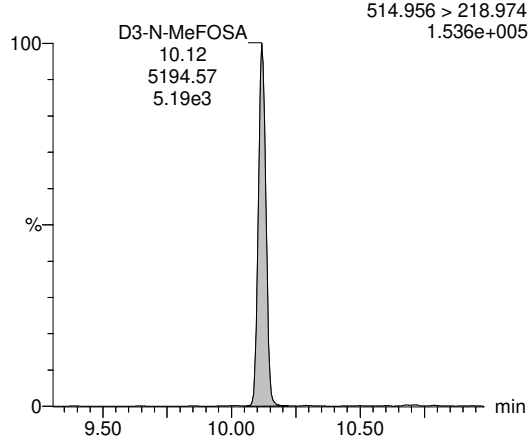

D5-N-EtFOSA

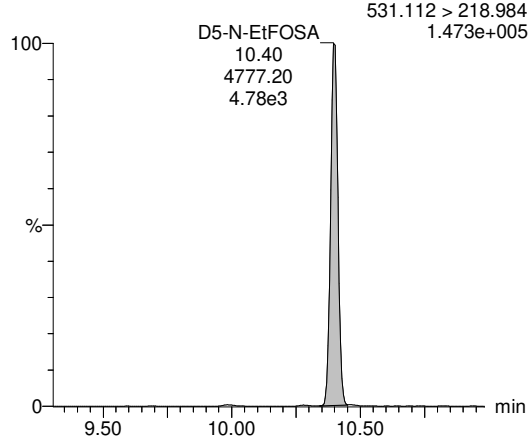

PV by TCH, SV by BRA 13-Jan-22, Conc. & LOD unit = ng for Inst QC, ng/mL for SPM, ng/L for samples

Quantify Sample Report **MassLynx MassLynx V4.1 SCN909**
SGS Axys Analytical Services, Ltd.

Dataset: G:\Masslynx\Inst_L\PFAS\quanfile\FC2L_008-b.qld

Last Altered: Tuesday, January 11, 2022 20:21:00 Pacific Standard Time
Printed: Thursday, January 13, 2022 11:12:33 Pacific Standard Time

ID: FC046C-CAL,, /01, Name: FC2L_008S14, Description: 1,,2uL, Date: 11-Jan-2022, Time: 00:04:37

D3-MeFOSAA

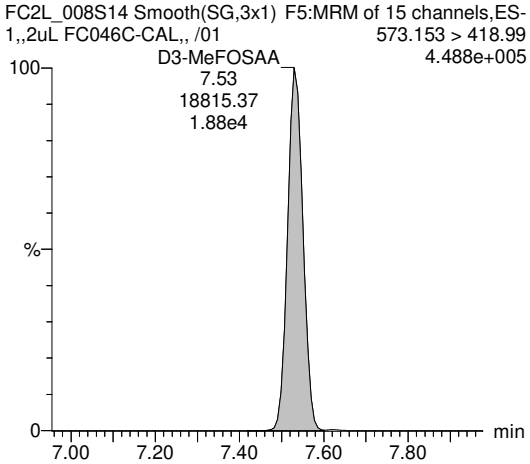

D5-EtFOSAA

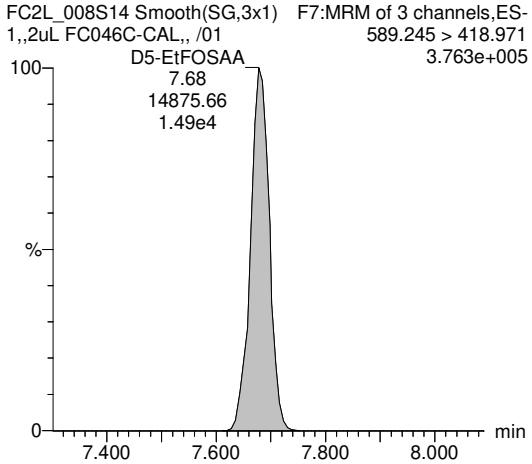

D7-N-MeFOSE

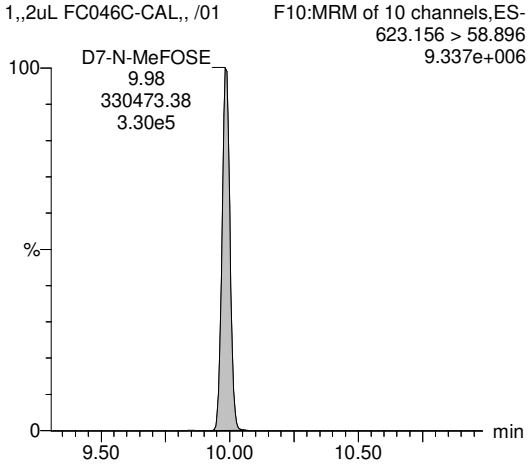

D9-N-EtFOSE

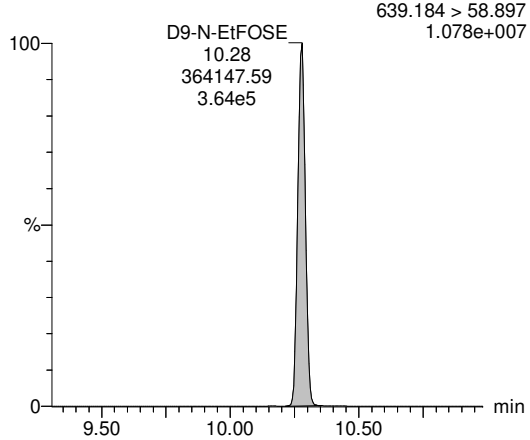

13C3-HFPO-DA

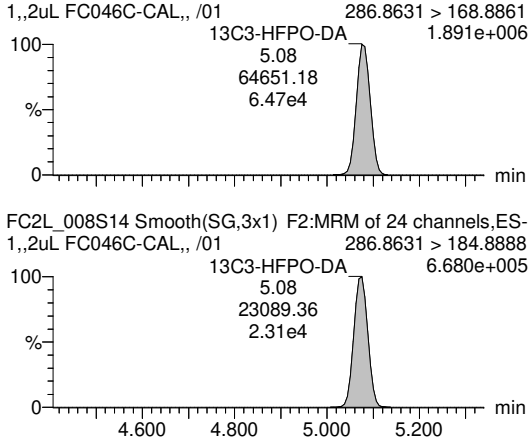

13C3-PFBA

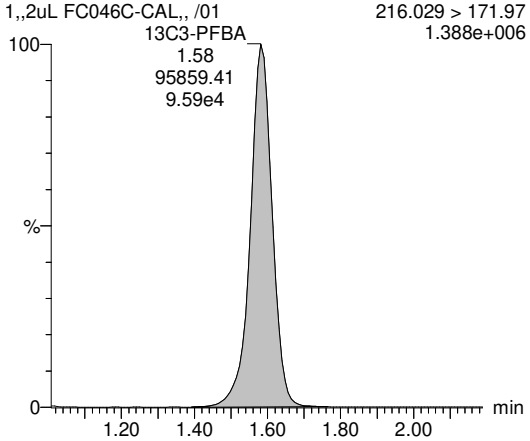

PV by TCH, SV by BRA 13-Jan-22, Conc. & LOD unit = ng for Inst QC, ng/mL for SPM, ng/L for samples

Quantify Sample Report **MassLynx MassLynx V4.1 SCN909**
SGS Axys Analytical Services, Ltd.

Dataset: G:\Masslynx\Inst_L\PFAS\quanfile\FC2L_008-b.qld

Last Altered: Tuesday, January 11, 2022 20:21:00 Pacific Standard Time
Printed: Thursday, January 13, 2022 11:12:33 Pacific Standard Time

ID: FC046C-CAL,, /01, Name: FC2L_008S14, Description: 1,,2uL, Date: 11-Jan-2022, Time: 00:04:37

13C2-PFHxA

FC2L_008S14 Smooth(SG,3x1) F2:MRM of 24 channels,ES-
1,,2uL FC046C-CAL,, /01 315.083 > 269.984
1.429e+006

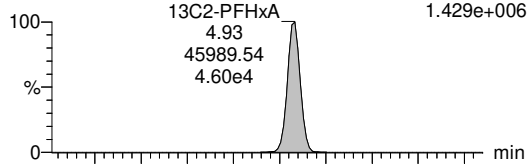

FC2L_008S14 Smooth(SG,3x1) F2:MRM of 24 channels,ES-
1,,2uL FC046C-CAL,, /01 315.083 > 119.359
5.008e+004

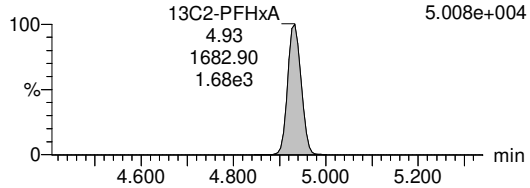

13C4-PFOA

FC2L_008S14 Smooth(SG,3x1) F3:MRM of 12 channels,ES-
1,,2uL FC046C-CAL,, /01 417.083 > 171.95
2.156e+005

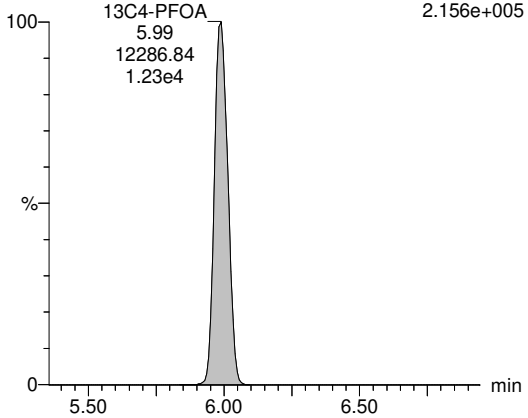

13C5-PFNA

FC2L_008S14 Smooth(SG,3x1) F4:MRM of 7 channels,ES-
1,,2uL FC046C-CAL,, /01 468.019 > 423.008
3.575e+005

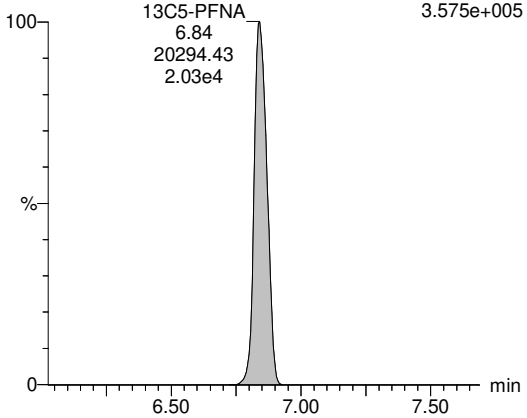

13C2-PFDA

FC2L_008S14 Smooth(SG,3x1) F5:MRM of 15 channels,ES-
1,,2uL FC046C-CAL,, /01 515.134 > 470.05
4.973e+005

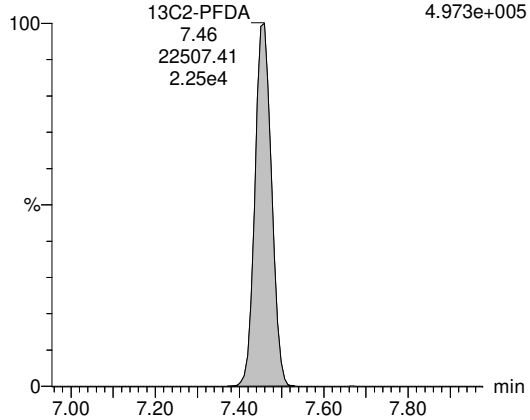

18O2-PFHxS

FC2L_008S14 Smooth(SG,3x1) F3:MRM of 12 channels,ES-
1,,2uL FC046C-CAL,, /01 402.984 > 83.895
4.706e+005

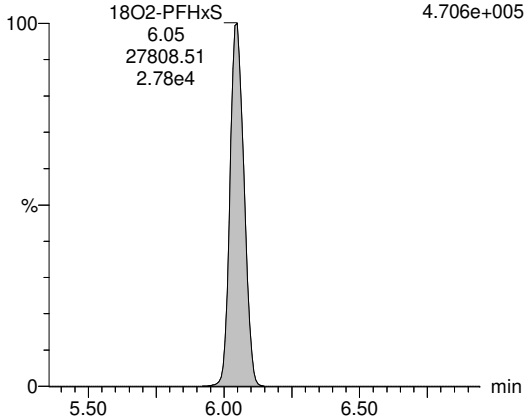

13C4-PFOS

FC2L_008S14 Smooth(SG,3x1) F5:MRM of 15 channels,ES-
1,,2uL FC046C-CAL,, /01 502.791 > 79.856
6.507e+005

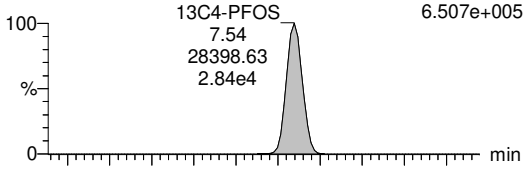

FC2L_008S14 Smooth(SG,3x1) F5:MRM of 15 channels,ES-
1,,2uL FC046C-CAL,, /01 502.791 > 98.864
3.053e+005

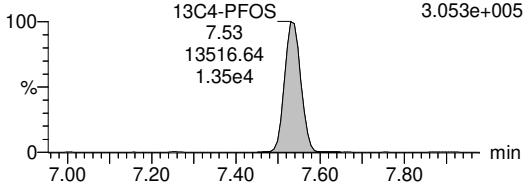

PV by TCH, SV by BRA 13-Jan-22, Conc. & LOD unit = ng for Inst QC, ng/mL for SPM, ng/L for samples

Quantify Sample Report **MassLynx MassLynx V4.1 SCN909**
SGS Axys Analytical Services, Ltd.

Dataset: G:\Masslynx\Inst_L\PFAS\quanfile\FC2L_008-b.qld

Last Altered: Tuesday, January 11, 2022 20:21:00 Pacific Standard Time
Printed: Thursday, January 13, 2022 11:12:33 Pacific Standard Time

ID: FC046C-CAL,, /01, Name: FC2L_008S14, Description: 1,,2uL, Date: 11-Jan-2022, Time: 00:04:37

13C2-D4-6:2 FTS

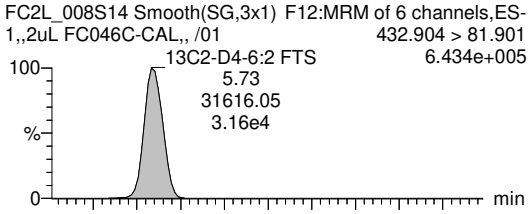

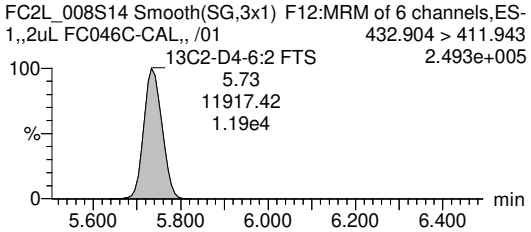

PV by TCH, SV by BRA 13-Jan-22, Conc. & LOD unit = ng for Inst QC, ng/mL for SPM, ng/L for samples

Quantify Sample Report **MassLynx MassLynx V4.1 SCN909**
SGS Axys Analytical Services, Ltd.

Dataset: G:\Masslynx\Inst_L\PFAS\quanfile\FC2L_008-b.qld

Last Altered: Tuesday, January 11, 2022 20:21:00 Pacific Standard Time
Printed: Thursday, January 13, 2022 11:12:33 Pacific Standard Time

ID: FC046C-CAL,, /01, Name: FC2L_008S14, Description: 1,,2uL, Date: 11-Jan-2022, Time: 00:04:37

#	IS#	Name	RT	Area	Confirm. Ion Area	IS Area	Std. Conc	Conc.	LOD	%Rec	Ratio (Pr...	Ratio	Ratio Fail(Y...	S/N	Noi...	IS Height	Samp. size	F2	Fla...
1	84	PFBA	1.59	19343		232305	3.200	3.320	0.0184	103.7				544	523	3393760	1.000	1.0	MM
2	85	PFPeA	4.28	8014		68338	1.600	1.941	0.0444	121.3				144	1407	1574084	1.000	1.0	MM
3	86	PFHxA	4.93	3430	762	41483	0.800	0.779	0.0249	97.3	4.85	4.50	NO	94	1094	1242930	1.000	1.0	MM
4	87	PFHpA	5.37	4198	1961	46583	0.800	0.822	0.0192	102.7	2.16	2.14	NO	127	879	1253846	1.000	1.0	MM
5	88	PFOA-I	5.99	6121	2616	46876	0.000	0.892	0.0476		1.96	2.34	NO	53	1963	845338	1.000	1.0	bb
6	88	PFOA-II				46876	0.000		0.0476		0.00				1963	845338	1.000	1.0	
7	88	PFOA-III				46876	0.000		0.0476		0.00				1963	845338	1.000	1.0	
8	88	PFOA-IV				46876	0.000		0.0476		0.00				1963	845338	1.000	1.0	
9		PFOA-SUM		6121		46876	0.000	0.892	0.0476						1963	845338	1.000	1.0	
10	88	PFOA	5.99	5943	2604	46876	0.800	0.866	0.0476	108.3	1.96	2.28	NO	53	1963	845338	1.000	1.0	MM
11	89	PFNA-I	6.84	4106	1378	24346	0.000	0.823	0.0190		2.85	2.98	NO	141	567	436992	1.000	1.0	db
12	89	PFNA-II				24346	0.000		0.0190		0.00				567	436992	1.000	1.0	
13	89	PFNA-III				24346	0.000		0.0190		0.00				567	436992	1.000	1.0	
14		PFNA-SUM		4106		24346	0.000	0.823	0.0190						567	436992	1.000	1.0	
15	89	PFNA	6.84	4106	1378	24346	0.800	0.823	0.0190	102.9	2.85	2.98	NO	141	567	436992	1.000	1.0	db
16	90	PFDA	7.45	3529	1078	23588	0.800	0.893	0.0241	111.6	3.07	3.27	NO	111	718	532903	1.000	1.0	MM
17	91	PFUnA	7.81	3366	721	24395	0.800	0.904	0.0237	113.1	4.31	4.67	NO	111	808	669682	1.000	1.0	MM
18	92	PFDoA	8.06	3580	465	20829	0.800	0.800	0.0117	100.0	7.42	7.71	NO	208	454	539871	1.000	1.0	MM
19	M...	PFTrDA	8.32	2501	804	18230	0.800	0.815	0.0295	101.8	3.08	3.11	NO	90	679	425436	1.000	1.0	MM
20	93	PFTeDA	8.65	2132	728	15632	0.800	0.914	0.0388	114.2	2.82	2.93	NO	70	601	311001	1.000	1.0	MM
21	94	PFBS	4.87	3589	1307	39468	0.800	0.789	0.0013	98.6	2.59	2.75	NO	1765	56	1086459	1.000	1.0	bb
22	95	PFPeS	5.37	3051	1172	32770	0.802	0.944	0.0011	117.6	2.24	2.60	NO	3902	20	553806	1.000	1.0	MM
23	95	PFHxS-I	6.05	2906	1220	32770	0.000	0.755	0.0027		2.37	2.38	NO	870	59	553806	1.000	1.0	db
24	95	PFHxS-II	5.85	292	48	32770	0.000	0.076	0.0027		3.26	6.11	YES	81	59	553806	1.000	1.0	dd
25	95	PFHxS-III	5.77	135	29	32770	0.000	0.035	0.0027		2.72	4.63	YES	53	59	553806	1.000	1.0	bd
26		PFHxS-SUM		3333		32770	0.000	0.865	0.0082						59	553806	1.000	1.0	
27	95	PFHxS	6.05	3324	1394	32770	0.800	0.863	0.0027	107.9	2.40	2.38	NO	869	59	553806	1.000	1.0	MM
28	96	PFHpS	6.93	2484	1143	27007	0.802	0.847	0.0008	105.7	2.12	2.17	NO	2491	18	621175	1.000	1.0	bb
29	96	PFOS-I	7.54	2261	862	27007	0.000	0.674	0.0009		2.42	2.62	NO	2117	24	621175	1.000	1.0	db
30	96	PFOS-II	7.41	301	66	27007	0.000	0.090	0.0009		2.75	4.53	YES	210	24	621175	1.000	1.0	dd
31	96	PFOS-III				27007	0.000		0.0009		8.19				24	621175	1.000	1.0	
32	96	PFOS-IV	7.13	16	5	27007	0.000	0.005	0.0009		2.14	2.95	NO	17	24	621175	1.000	1.0	bb
33		PFOS-SUM		2578		27007	0.000	0.768	0.0028						24	621175	1.000	1.0	
34	96	PFOS	7.54	2714	998	27007	0.800	0.809	0.0009	101.1	2.54	2.72	NO	2118	24	621175	1.000	1.0	MM
35	96	PFNS	7.89	2536	1138	27007	0.802	0.796	0.0006	99.3	2.36	2.23	NO	4639	14	621175	1.000	1.0	MM

PV by TCH, SV by BRA 13-Jan-22, Conc. & LOD unit = ng for Inst QC, ng/mL for SPM, ng/L for samples

Quantify Sample Report **MassLynx MassLynx V4.1 SCN909**
SGS Axys Analytical Services, Ltd.

Dataset: G:\Masslynx\Inst_L\PFAS\quanfile\FC2L_008-b.qld

Last Altered: Tuesday, January 11, 2022 20:21:00 Pacific Standard Time
Printed: Thursday, January 13, 2022 11:12:33 Pacific Standard Time

ID: FC046C-CAL,, /01, Name: FC2L_008S14, Description: 1,,2uL, Date: 11-Jan-2022, Time: 00:04:37

#	IS#	Name	RT	Area	Confirm. Ion Area	IS Area	Std. Conc	Conc.	LOD	%Rec	Ratio (Pr...	Ratio	Ratio Fail(Y...	S/N	Noi...	IS Height	Samp. size	F2	Fla...
36	96	PFDS	8.14	2278	1132	27007	0.800	0.749	0.0006	93.6	2.36	2.01	NO	4603	13	621175	1.000	1.0	bb
37	96	PFDoS	8.79	1779	846	27007	0.801	0.710	0.0014	88.6	2.24	2.10	NO	1306	26	621175	1.000	1.0	MM
38	97	4:2 FTS	4.82	2712	7447	39225	3.200	2.932	0.0010	91.6	0.43	0.36	NO	7687	10	1201106	1.000	1.0	bb
39	98	6:2 FTS	5.74	1926	5146	28383	2.880	2.626	0.0055	91.2	0.44	0.37	NO	1465	27	579471	1.000	1.0	bb
40	99	8:2 FTS	7.26	1728	3191	35902	3.200	3.598	0.0050	112.4	0.57	0.54	NO	2206	17	758811	1.000	1.0	dd
41	100	PFOSA-I	8.72	3392		44937	0.000	0.759	0.0019					1248	54	875785	1.000	1.0	bb
42	100	PFOSA-II	8.57	231		44937	0.000	0.052	0.0019					64	54	875785	1.000	1.0	bb
43		PFOSA-SUM		3623		44937	0.000	0.811	0.0037						54	875785	1.000	1.0	
44	100	PFOSA	8.72	3716		44937	0.800	0.832	0.0019	104.0				1249	54	875785	1.000	1.0	MM
45	101	N-MeFOSA-I	10.12	519	924	5195	0.000	0.891	0.0124		0.55	0.56	NO	220	71	153488	1.000	1.0	dd
46	101	N-MeFOSA-II	9.95	22	15	5195	0.000	0.038	0.0124		1.14	1.43	NO	9	71	153488	1.000	1.0	bd
47		N-MeFOSA-SUM		541		5195	0.000	0.929	0.0247						71	153488	1.000	1.0	
48	101	N-MeFOSA	10.12	563	1023	5195	0.920	0.968	0.0124	105.2	0.53	0.55	NO	220	71	153488	1.000	1.0	MM
49	102	N-EtFOSA-I	10.41	969	1731	4777	0.000	1.687	0.0073		0.55	0.56	NO	690	43	146937	1.000	1.0	dd
50	102	N-EtFOSA-II	10.26	205	161	4777	0.000	0.357	0.0073		1.28	1.27	NO	129	43	146937	1.000	1.0	dd
51		N-EtFOSA-SUM		1174		4777	0.000	2.044	0.0146						43	146937	1.000	1.0	
52	102	N-EtFOSA	10.41	1275	2340	4777	2.000	2.220	0.0073	111.0	0.53	0.54	NO	690	43	146937	1.000	1.0	MM
53	103	MeFOSAA-I	7.54	541	279	18815	0.000	0.760	0.0024		2.01	1.94	NO	926	14	448809	1.000	1.0	db
54	103	MeFOSAA-II	7.41	44	37	18815	0.000	0.062	0.0024		1.84	1.18	NO	57	14	448809	1.000	1.0	dd
55	103	MeFOSAA-III	7.37	6	53	18815	0.000	0.009	0.0024		0.29	0.12	YES	17	14	448809	1.000	1.0	dd
56		MeFOSAA-SUM		591		18815	0.000	0.831	0.0073						14	448809	1.000	1.0	
57	103	MeFOSAA	7.54	593	367	18815	0.800	0.833	0.0024	104.1	1.87	1.61	NO	926	14	448809	1.000	1.0	MM
58	104	EtFOSAA-I	7.68	460	225	14876	0.000	0.815	0.0030		1.24	2.04	YES	879	14	376094	1.000	1.0	db
59	104	EtFOSAA-II	7.59	13	39	14876	0.000	0.022	0.0030		0.34	0.32	NO	25	14	376094	1.000	1.0	dd
60	104	EtFOSAA-III	7.52	11	14	14876	0.000	0.020	0.0030		0.63	0.80	NO	24	14	376094	1.000	1.0	bd
61		EtFOSAA-SUM		484		14876	0.000	0.857	0.0090						14	376094	1.000	1.0	
62	104	EtFOSAA	7.68	483	278	14876	0.800	0.855	0.0030	106.9	1.09	1.74	YES	879	14	376094	1.000	1.0	MM
63	105	N-MeFOSE-I	10.00	26452		330473	0.000	7.261	0.0116					1871	399	9330268	1.000	1.0	bb
64	105	N-MeFOSE-II	9.87	2377		330473	0.000	0.652	0.0116					155	399	9330268	1.000	1.0	dd
65	105	N-MeFOSE-III	9.80	1557		330473	0.000	0.427	0.0116					77	399	9330268	1.000	1.0	bd
66		N-MeFOSE-SUM		30386		330473	0.000	8.341	0.0349						399	9330268	1.000	1.0	
67	105	N-MeFOSE	10.00	30607		330473	8.000	8.401	0.0116	105.0				1871	399	9330268	1.000	1.0	MM
68	106	N-EtFOSE-I	10.30	19732		364148	0.000	4.554	0.0107					1249	458	10769...	1.000	1.0	db
69	106	N-EtFOSE-II	10.18	3883		364148	0.000	0.896	0.0107					201	458	10769...	1.000	1.0	dd
70	106	N-EtFOSE-III	10.12	4399		364148	0.000	1.015	0.0107					187	458	10769...	1.000	1.0	dd

PV by TCH, SV by BRA 13-Jan-22, Conc. & LOD unit = ng for Inst QC, ng/mL for SPM, ng/L for samples

Quantify Sample Report **MassLynx MassLynx V4.1 SCN909**
SGS Axys Analytical Services, Ltd.

Dataset: G:\Masslynx\Inst_L\PFAS\quanfile\FC2L_008-b.qld

Last Altered: Tuesday, January 11, 2022 20:21:00 Pacific Standard Time
Printed: Thursday, January 13, 2022 11:12:33 Pacific Standard Time

ID: FC046C-CAL,, /01, Name: FC2L_008S14, Description: 1,,2uL, Date: 11-Jan-2022, Time: 00:04:37

#	IS#	Name	RT	Area	Confirm. Ion Area	IS Area	Std. Conc	Conc.	LOD	%Rec	Ratio (Pr...	Ratio	Ratio Fail(Y...	S/N	Noi...	IS Height	Samp. size	F2	Fla...
71		N-EtFOSE-SUM		28014		364148	0.000	6.465	0.0321						458	10769...	1.000	1.0	
72	106	N-EtFOSE	10.30	27823		364148	6.000	6.421	0.0107	107.0				1248	458	10769...	1.000	1.0	MM
73	107	HFPO-DA	5.08	5408	1989	64651	3.040	3.061	0.0117	100.7	2.87	2.72	NO	806	202	1890064	1.000	1.0	MM
74	107	ADONA	5.56	39985	37735	64651	3.200	3.526	0.0002	110.2	1.08	1.06	NO	427...	21	1890064	1.000	1.0	bb
75	107	9Cl-PF3ONS	7.79	10428	3354	64651	3.206	3.243	0.0012	101.2	3.20	3.11	NO	7221	37	1890064	1.000	1.0	bb
76	107	11Cl-PF3OUdS	8.33	5105	1591	64651	3.205	2.940	0.0021	91.7	3.13	3.21	NO	3465	35	1890064	1.000	1.0	bb
77	85	3:3 FTCA	3.61	687	394	68338	3.200	2.427	0.1645	75.8	1.75	1.74	NO	24	358	1574084	1.000	1.0	MM
78	86	5:3 FTCA	5.18	9440	7734	41483	20.000	13.225	0.0015	66.1	1.20	1.22	NO	221...	11	1242930	1.000	1.0	MM
79	86	7:3 FTCA	6.61	5418	7057	41483	20.000	13.007	0.0444	65.0	0.71	0.77	NO	350	185	1242930	1.000	1.0	MM
80	86	PFEESA	5.09	9279	986	41483	0.800	0.708	0.0003	88.5	9.28	9.41	NO	7552	36	1242930	1.000	1.0	bb
81	85	PFMPA	2.59	11447		68338	1.600	1.833	0.0185	114.6				129	885	1574084	1.000	1.0	MM
82	85	PFMBA	4.55	7077		68338	0.800	0.852	0.0010	106.4				2603	65	1574084	1.000	1.0	bb
83	86	NFDHA	4.87	53	71	41483	1.600	0.296	0.0096	18.5	0.94	0.75	NO	60	17	1242930	1.000	1.0	MM
84	108	13C4-PFBA	1.58	232305		95859	40.000	42.440	0.0072	106.1				178...	191	1386607	1.000	1.0	MM
85	109	13C5-PFPeA	4.28	68338		45990	20.000	18.076	0.0026	90.4				156...	101	1428612	1.000	1.0	bd
86	109	13C5-PFHxA	4.93	41483	1597	45990	10.000	12.898	0.0006	129.0	23.32	25.98	NO	621...	20	1428612	1.000	1.0	dd
87	110	13C4-PFHpA	5.37	46583		12287	10.000	11.432	0.0019	114.3				282...	44	215628	1.000	1.0	bb
88	110	13C8-PFOA	5.98	46876		12287	10.000	10.236	0.0008	102.4				380...	22	215628	1.000	1.0	bb
89	111	13C9-PFNA	6.84	24346		20294	5.000	5.228	0.0006	104.6				250...	17	357494	1.000	1.0	bb
90	112	13C6-PFDA	7.45	23588		22507	5.000	5.207	0.0002	104.1				672...	8	497133	1.000	1.0	bb
91	112	13C7-PFUnA	7.81	24395		22507	5.000	4.963	0.0014	99.3				136...	49	497133	1.000	1.0	bb
92	112	13C2-PFDoA	8.07	20829		22507	5.000	4.922	0.0011	98.4				156...	34	497133	1.000	1.0	bb
93	112	13C2-PFTeDA	8.65	15632		22507	5.000	4.212	0.0010	84.2				113...	27	497133	1.000	1.0	bb
94	113	13C3-PFBS	4.86	39468	13757	27809	10.030	11.414	0.0020	113.8	2.73	2.87	NO	274...	40	470555	1.000	1.0	bb
95	113	13C3-PFHxS	6.04	32770	14223	27809	10.015	10.388	0.0057	103.7	2.38	2.30	NO	5500	101	470555	1.000	1.0	bb
96	114	13C8-PFOS	7.54	27007	13001	28399	10.062	10.472	0.0036	104.1	2.33	2.08	NO	8836	70	650507	1.000	1.0	bb
97	115	13C2-4:2 FTS	4.82	39225	21540	31616	20.168	22.665	0.0073	112.4	1.62	1.82	NO	139...	86	642960	1.000	1.0	bb
98	115	13C2-6:2 FTS	5.74	28383	13038	31616	19.998	19.764	0.0011	98.8	1.88	2.18	NO	527...	11	642960	1.000	1.0	bb
99	115	13C2-8:2 FTS	7.27	35902	10308	31616	20.040	15.802	0.0041	78.9	3.76	3.48	NO	120...	63	642960	1.000	1.0	bb
1...	114	13C8-PFOSA	8.72	44937		28399	10.000	8.708	0.0017	87.1				127...	69	650507	1.000	1.0	bb
1...	114	D3-N-MeFOSA	10.12	5195		28399	10.000	6.572	0.0136	65.7				1863	82	650507	1.000	1.0	db
1...	114	D5-N-EtFOSA	10.40	4777		28399	10.000	6.031	0.0101	60.3				2412	61	650507	1.000	1.0	bb
1...	115	D3-MeFOSAA	7.53	18815		31616	22.500	12.462	0.0198	55.4				2218	202	642960	1.000	1.0	bd
1...	115	D5-EtFOSAA	7.68	14876		31616	20.000	12.003	0.0091	60.0				4944	76	642960	1.000	1.0	bb
1...	114	D7-N-MeFOSE	9.98	330473		28399	100.000	62.867	0.0143	62.9				162...	574	650507	1.000	1.0	bb

PV by TCH, SV by BRA 13-Jan-22, Conc. & LOD unit = ng for Inst QC, ng/mL for SPM, ng/L for samples

Quantify Sample Report **MassLynx MassLynx V4.1 SCN909**
SGS Axys Analytical Services, Ltd.

Dataset: G:\Masslynx\Inst_L\PFAS\quanfile\FC2L_008-b.qld

Last Altered: Tuesday, January 11, 2022 20:21:00 Pacific Standard Time
Printed: Thursday, January 13, 2022 11:12:33 Pacific Standard Time

ID: FC046C-CAL,, /01, Name: FC2L_008S14, Description: 1,,2uL, Date: 11-Jan-2022, Time: 00:04:37

#	IS#	Name	RT	Area	Confirm. Ion Area	IS Area	Std. Conc	Conc.	LOD	%Rec	Ratio (Pr...	Ratio	Ratio Fail(Y...	S/N	Noi...	IS Height	Samp. size	F2	Fla...
1...	114	D9-N-EtFOSE	10.28	364148		28399	100.000	53.554	0.0109	53.6				191...	563	650507	1.000	1.0	bb
1...	109	13C3-HFPO-DA	5.08	64651	23089	45990	40.000	43.084	0.0030	107.7	2.64	2.80	NO	409...	46	1428612	1.000	1.0	bb
1...		13C3-PFBA	1.58	95859			20.000	19.472	0.0060	97.4				9728	143		1.000	1.0	bb
1...		13C2-PFHxA	4.93	45990	1683		10.000	8.416	0.0005	84.2	35.50	27.33	NO	470...	30		1.000	1.0	bb
110		13C4-PFOA	5.99	12287			10.000	9.358	0.0015	93.6				187...	11		1.000	1.0	bb
111		13C5-PFNA	6.84	20294			5.000	4.387	0.0013	87.7				100...	35		1.000	1.0	dd
112		13C2-PFDA	7.46	22507			5.000	4.360	0.0007	87.2				185...	27		1.000	1.0	bb
113		18O2-PFHxS	6.05	27809			10.050	9.780	0.0008	97.3				356...	13		1.000	1.0	bb
114		13C4-PFOS	7.54	28399	13517		10.150	9.198	0.0005	90.6	2.17	2.10	NO	562...	12		1.000	1.0	bb
115		13C2-D4-6:2 F...	5.73	31616	11917		20.000	49.303	0.0037	246.5	2.50	2.65	NO	401...	16		1.000	1.0	bb

PV by TCH, SV by BRA 13-Jan-22, Conc. & LOD unit = ng for Inst QC, ng/mL for SPM, ng/L for samples

Quantify Sample Report **MassLynx MassLynx V4.1 SCN909**
SGS Axys Analytical Services, Ltd.

Dataset: G:\Masslynx\Inst_L\PFAS\quanfile\FC2L_008-b.qld

Last Altered: Tuesday, January 11, 2022 20:21:00 Pacific Standard Time
Printed: Thursday, January 13, 2022 11:28:03 Pacific Standard Time

Method: G:\Masslynx\Master Methods\MassLynx SCN 909\UPLC\FC_110_UPLC_15DoD.mdb 10 Jun 2021 10:20:13
Calibration: G:\Masslynx\Inst_L\PFAS\curve\FC1L_080-A6.cdb 09 Jun 2021 14:38:41

ID: FC046E2-CAL,, /01, Name: FC2L_008S16, Description: 1,,2uL, Date: 11-Jan-2022, Time: 00:30:47

PFBA

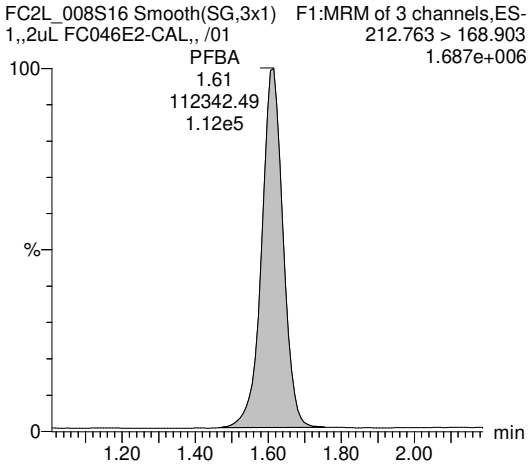

PFPeA

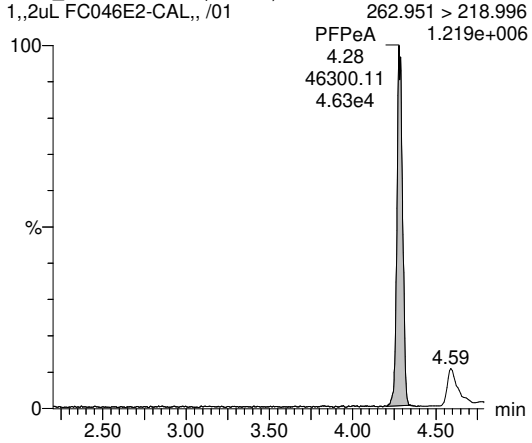

PFHxA

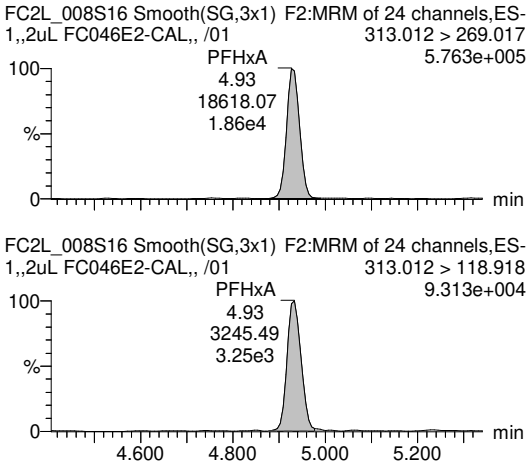

PFHpA

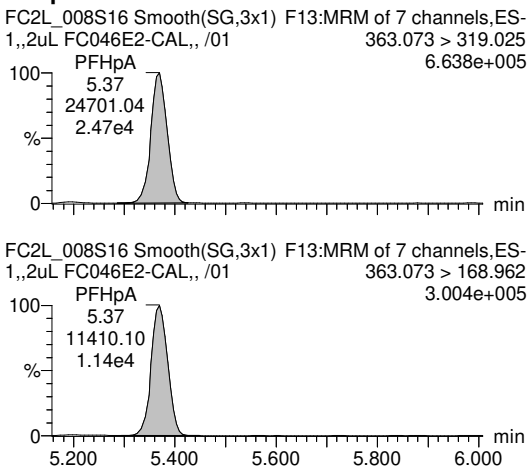

PFOA-I

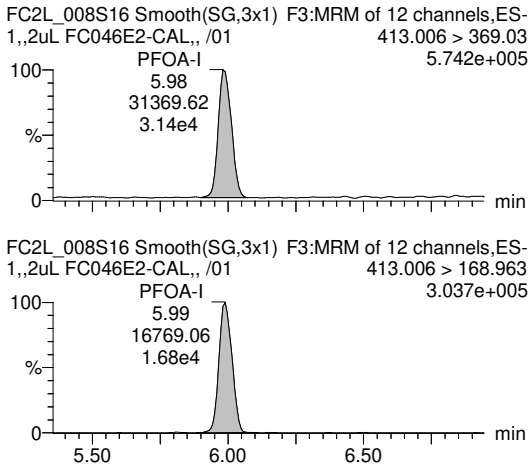

PFOA-II

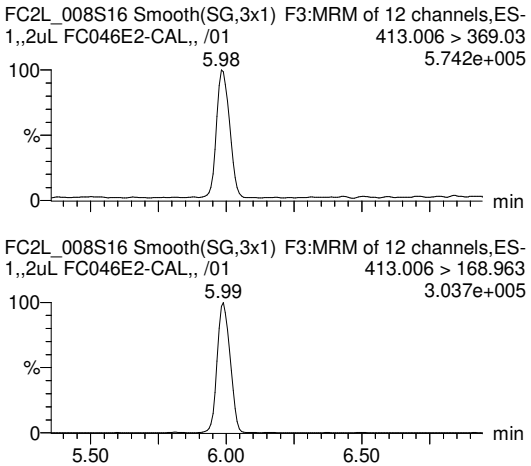

PV by TCH, SV by BRA 13-Jan-22, Conc. & LOD unit = ng for Inst QC, ng/mL for SPM, ng/L for samples

Quantify Sample Report **MassLynx MassLynx V4.1 SCN909**
SGS Axys Analytical Services, Ltd.

Dataset: G:\Masslynx\Inst_L\PFAS\quanfile\FC2L_008-b.qld

Last Altered: Tuesday, January 11, 2022 20:21:00 Pacific Standard Time
Printed: Thursday, January 13, 2022 11:28:03 Pacific Standard Time

ID: FC046E2-CAL,, /01, Name: FC2L_008S16, Description: 1,,2uL, Date: 11-Jan-2022, Time: 00:30:47

PFOA-III

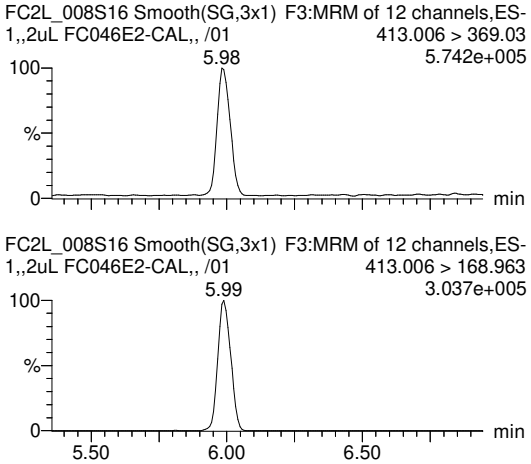

PFOA-IV

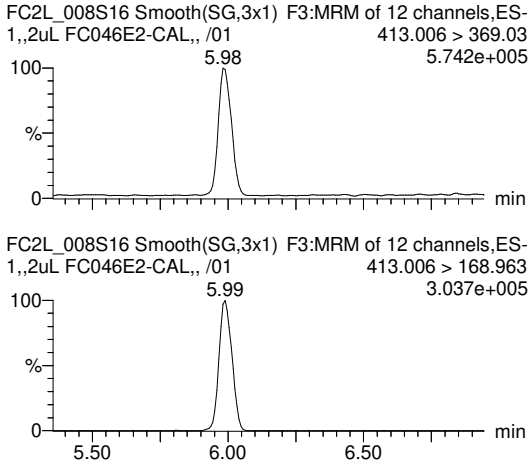

PFOA-SUM

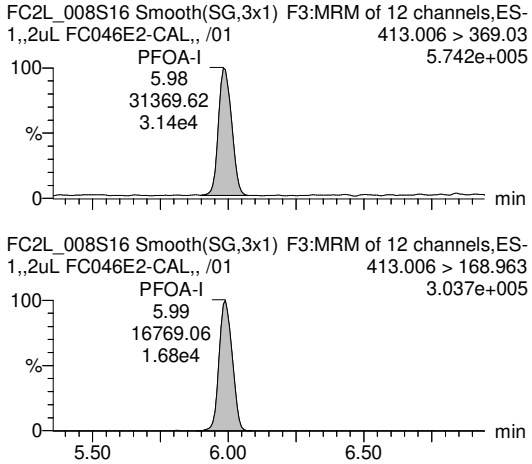

PFOA

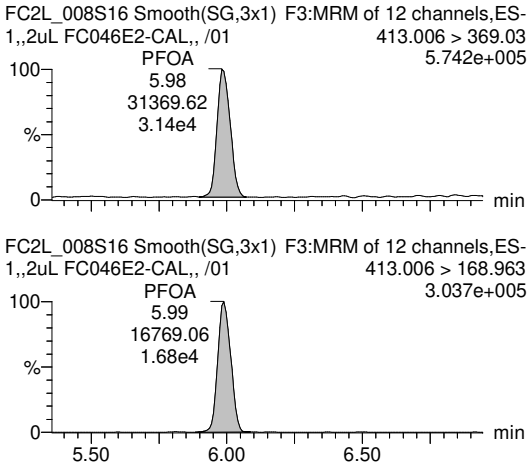

PFNA-I

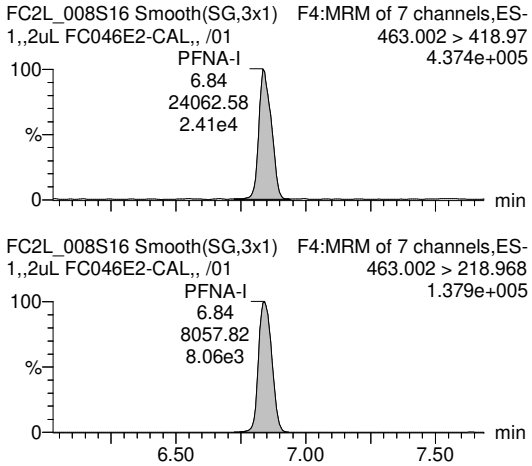

PFNA-II

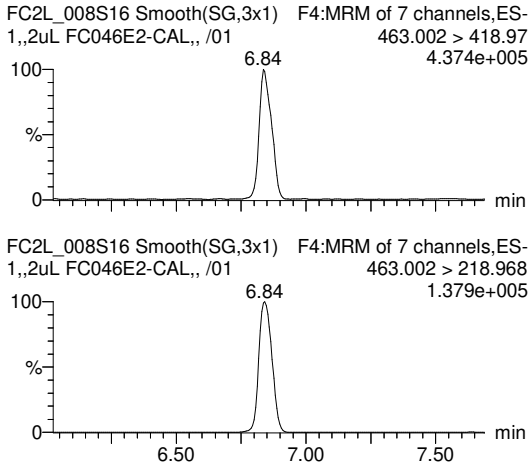

PV by TCH, SV by BRA 13-Jan-22, Conc. & LOD unit = ng for Inst QC, ng/mL for SPM, ng/L for samples

Quantify Sample Report **MassLynx MassLynx V4.1 SCN909**
SGS Axys Analytical Services, Ltd.

Dataset: G:\Masslynx\Inst_L\PFAS\quanfile\FC2L_008-b.qld

Last Altered: Tuesday, January 11, 2022 20:21:00 Pacific Standard Time
Printed: Thursday, January 13, 2022 11:28:03 Pacific Standard Time

ID: FC046E2-CAL,, /01, Name: FC2L_008S16, Description: 1,,2uL, Date: 11-Jan-2022, Time: 00:30:47

PFNA-III

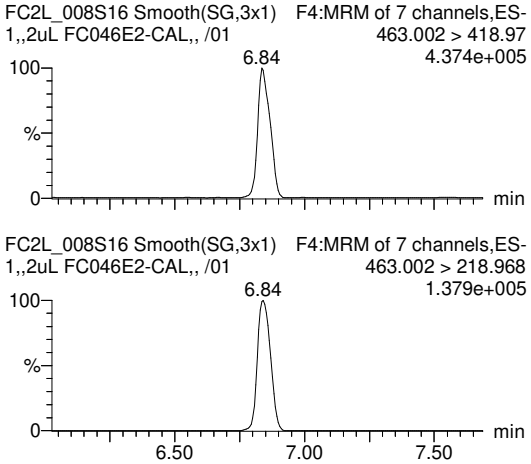

PFNA-SUM

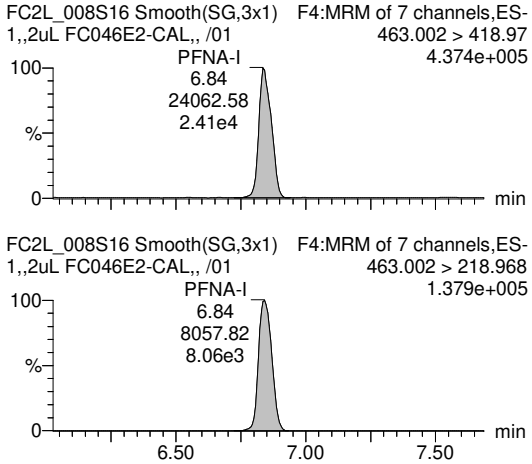

PFNA

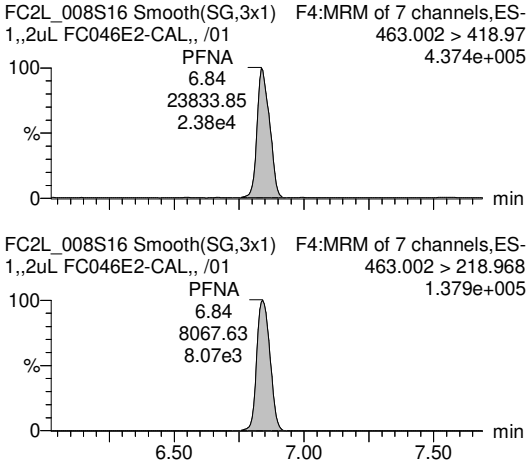

PFDA

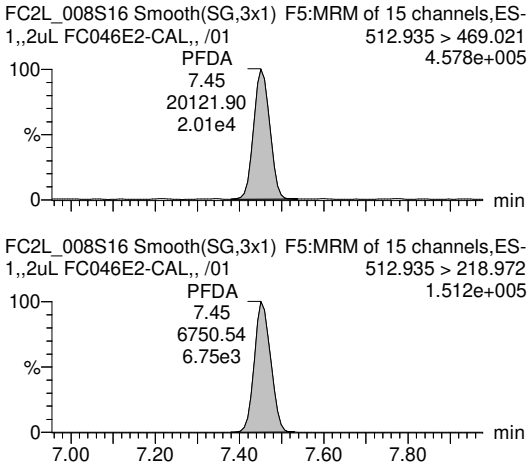

PFUnA

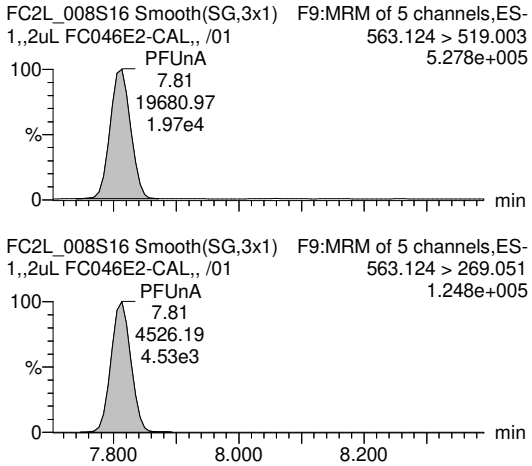

PFDoA

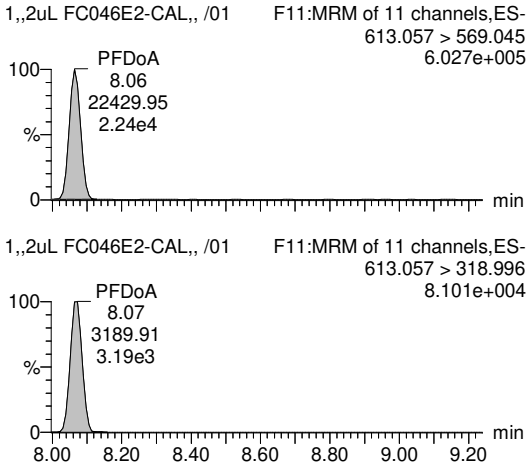

PV by TCH, SV by BRA 13-Jan-22, Conc. & LOD unit = ng for Inst QC, ng/mL for SPM, ng/L for samples

Quantify Sample Report **MassLynx MassLynx V4.1 SCN909**
SGS Axys Analytical Services, Ltd.

Dataset: G:\Masslynx\Inst_L\PFAS\quanfile\FC2L_008-b.qld

Last Altered: Tuesday, January 11, 2022 20:21:00 Pacific Standard Time
Printed: Thursday, January 13, 2022 11:28:03 Pacific Standard Time

ID: FC046E2-CAL,, /01, Name: FC2L_008S16, Description: 1,,2uL, Date: 11-Jan-2022, Time: 00:30:47

PFTrDA

1,,2uL FC046E2-CAL,, /01 F11:MRM of 11 channels,ES-
663.053 > 619.023
3.887e+005



1,,2uL FC046E2-CAL,, /01 F11:MRM of 11 channels,ES-
663.053 > 168.949
1.294e+005

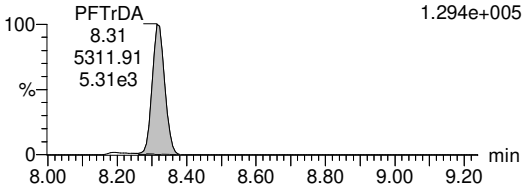

PFTeDA

FC2L_008S16 Smooth(SG,3x1) F8:MRM of 5 channels,ES-
1,,2uL FC046E2-CAL,, /01 713.05 > 669.
2.472e+005

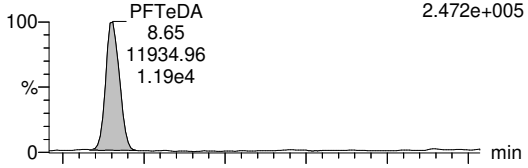

FC2L_008S16 Smooth(SG,3x1) F8:MRM of 5 channels,ES-
1,,2uL FC046E2-CAL,, /01 713.05 > 168.94
9.236e+004



PFBS

FC2L_008S16 Smooth(SG,3x1) F2:MRM of 24 channels,ES-
1,,2uL FC046E2-CAL,, /01 298.663 > 79.865
5.914e+005

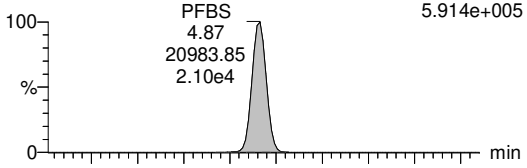

FC2L_008S16 Smooth(SG,3x1) F2:MRM of 24 channels,ES-
1,,2uL FC046E2-CAL,, /01 298.663 > 98.811
1.856e+005

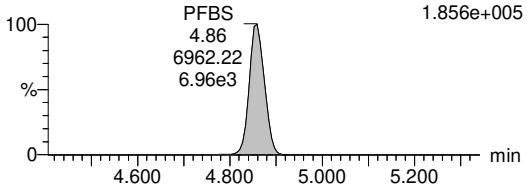

PFPeS

FC2L_008S16 Smooth(SG,3x1) F13:MRM of 7 channels,ES-
1,,2uL FC046E2-CAL,, /01 349.107 > 79.857
4.241e+005

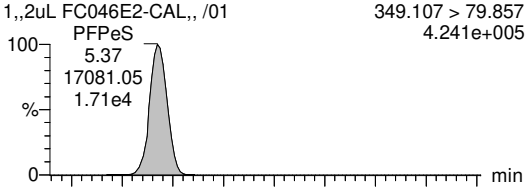

FC2L_008S16 Smooth(SG,3x1) F13:MRM of 7 channels,ES-
1,,2uL FC046E2-CAL,, /01 349.107 > 98.871
1.785e+005

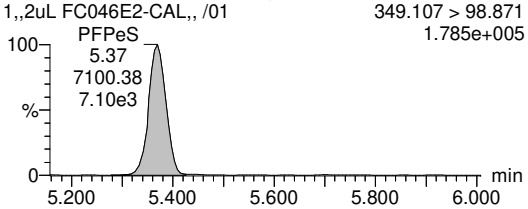

PFHxS-I

FC2L_008S16 Smooth(SG,3x1) F3:MRM of 12 channels,ES-
1,,2uL FC046E2-CAL,, /01 398.721 > 79.92
2.592e+005

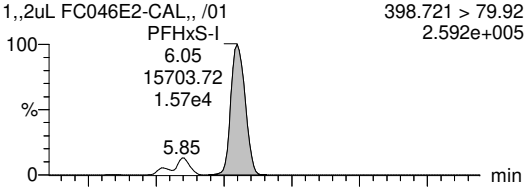

FC2L_008S16 Smooth(SG,3x1) F3:MRM of 12 channels,ES-
1,,2uL FC046E2-CAL,, /01 398.721 > 98.863
1.099e+005

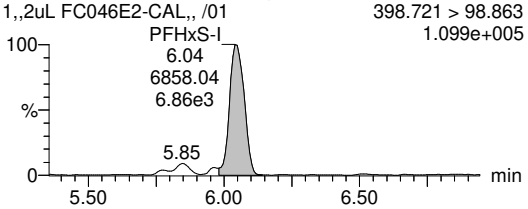

PFHxS-II

FC2L_008S16 Smooth(SG,3x1) F3:MRM of 12 channels,ES-
1,,2uL FC046E2-CAL,, /01 398.721 > 79.92
2.592e+005

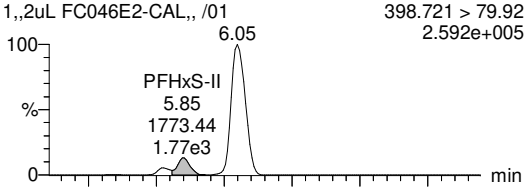

FC2L_008S16 Smooth(SG,3x1) F3:MRM of 12 channels,ES-
1,,2uL FC046E2-CAL,, /01 398.721 > 98.863
1.099e+005

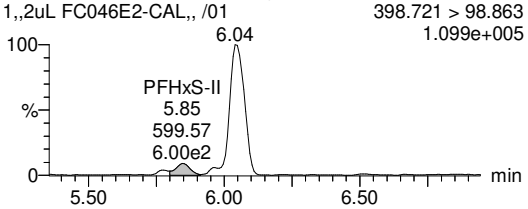

PV by TCH, SV by BRA 13-Jan-22, Conc. & LOD unit = ng for Inst QC, ng/mL for SPM, ng/L for samples

Quantify Sample Report **MassLynx MassLynx V4.1 SCN909**
SGS Axys Analytical Services, Ltd.

Dataset: G:\Masslynx\Inst_L\PFAS\quanfile\FC2L_008-b.qld

Last Altered: Tuesday, January 11, 2022 20:21:00 Pacific Standard Time
Printed: Thursday, January 13, 2022 11:28:03 Pacific Standard Time

ID: FC046E2-CAL,, /01, Name: FC2L_008S16, Description: 1,,2uL, Date: 11-Jan-2022, Time: 00:30:47

PFHxS-III

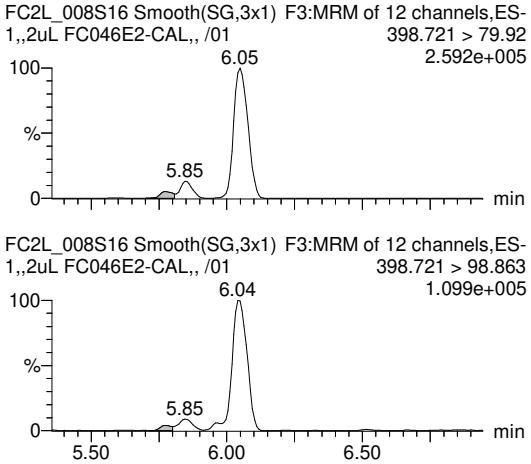

PFHxS-SUM

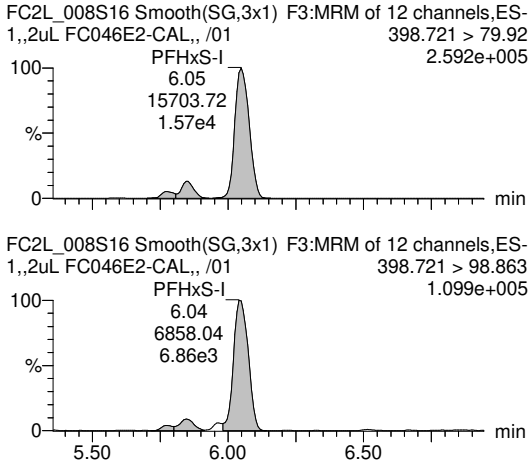

PFHxS

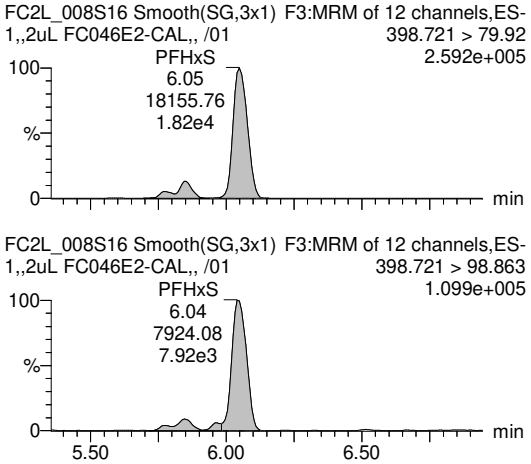

PFHpS

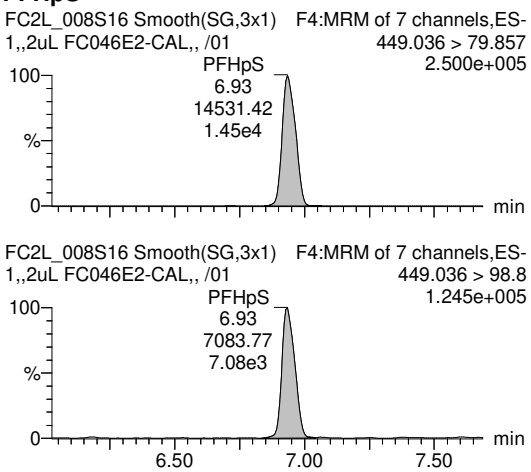

PFOS-I

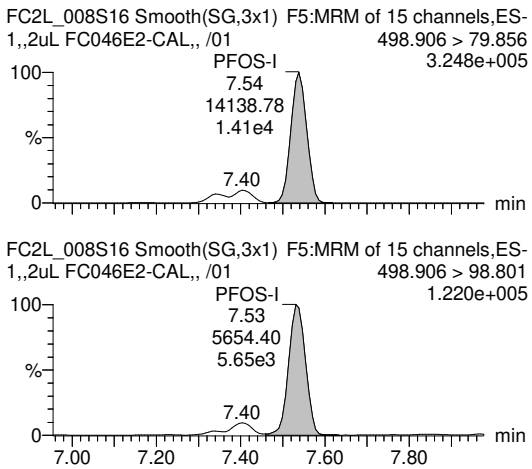

PFOS-II

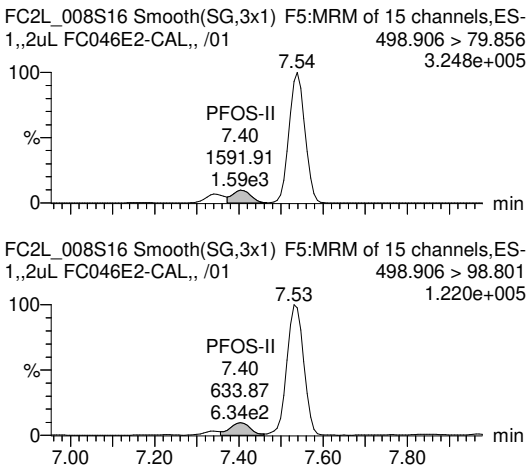

PV by TCH, SV by BRA 13-Jan-22, Conc. & LOD unit = ng for Inst QC, ng/mL for SPM, ng/L for samples

Quantify Sample Report **MassLynx MassLynx V4.1 SCN909**
SGS Axys Analytical Services, Ltd.

Dataset: G:\Masslynx\Inst_L\PFAS\quanfile\FC2L_008-b.qld

Last Altered: Tuesday, January 11, 2022 20:21:00 Pacific Standard Time
Printed: Thursday, January 13, 2022 11:28:03 Pacific Standard Time

ID: FC046E2-CAL,, /01, Name: FC2L_008S16, Description: 1,,2uL, Date: 11-Jan-2022, Time: 00:30:47

PFOS-III

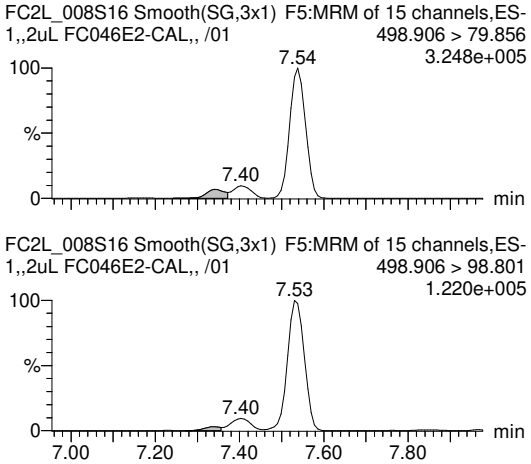

PFOS-IV

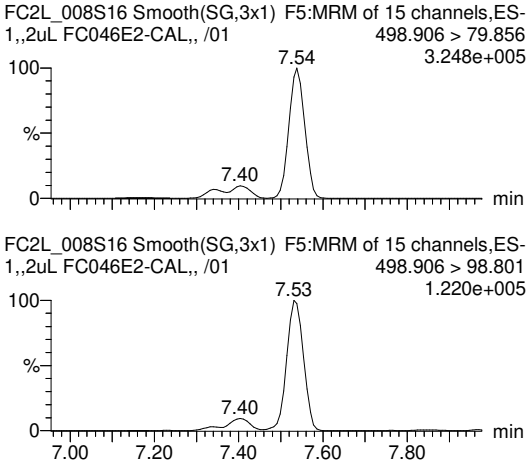

PFOS-SUM

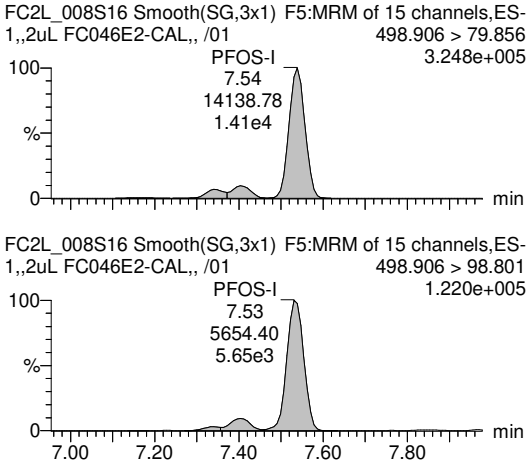

PFOS

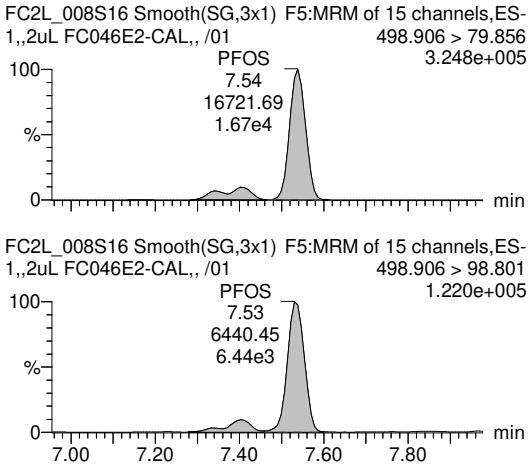

PFNS

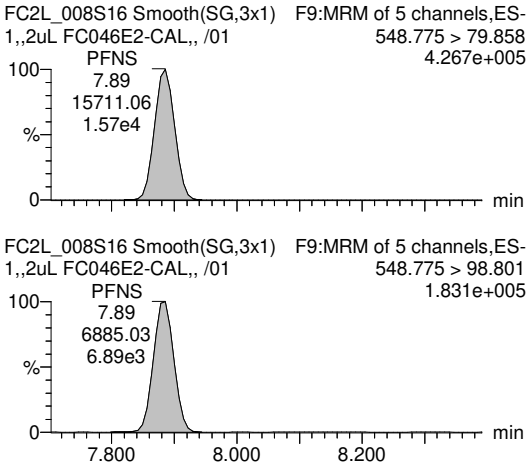

PFDS

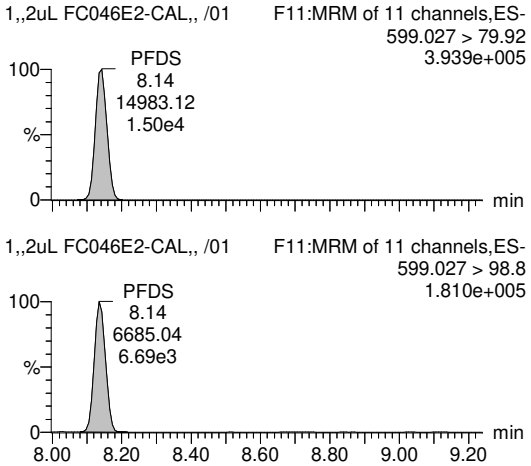

PV by TCH, SV by BRA 13-Jan-22, Conc. & LOD unit = ng for Inst QC, ng/mL for SPM, ng/L for samples

Quantify Sample Report **MassLynx MassLynx V4.1 SCN909**
SGS Axys Analytical Services, Ltd.

Dataset: G:\Masslynx\Inst_L\PFAS\quanfile\FC2L_008-b.qld

Last Altered: Tuesday, January 11, 2022 20:21:00 Pacific Standard Time
Printed: Thursday, January 13, 2022 11:28:03 Pacific Standard Time

ID: FC046E2-CAL,, /01, Name: FC2L_008S16, Description: 1,,2uL, Date: 11-Jan-2022, Time: 00:30:47

PFDoS

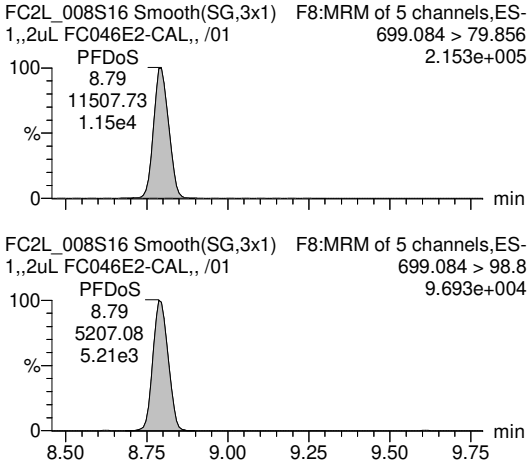

4:2 FTS

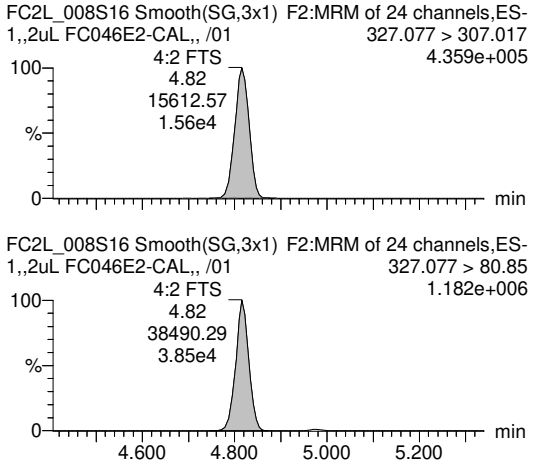

6:2 FTS

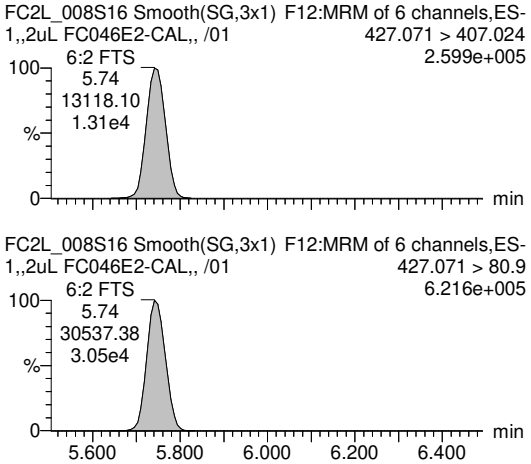

8:2 FTS

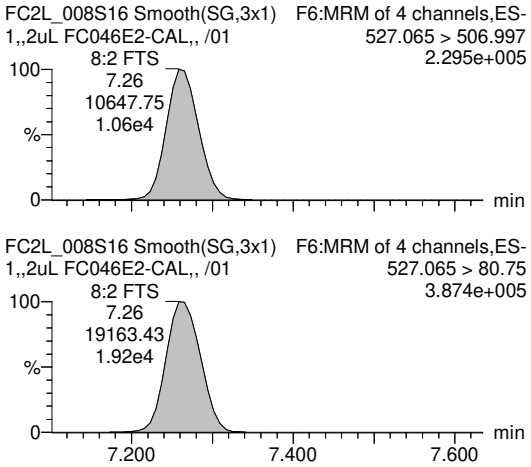

PFOSA-I

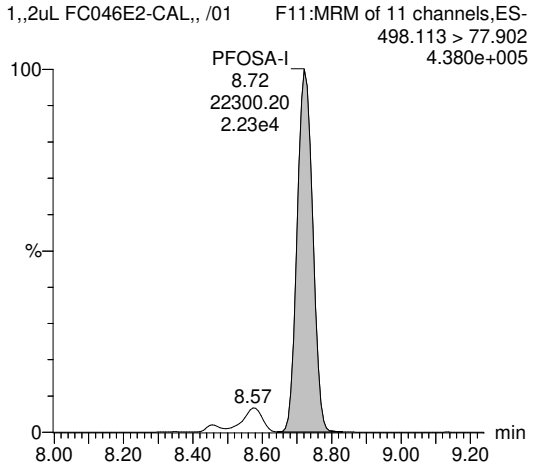

PFOSA-II

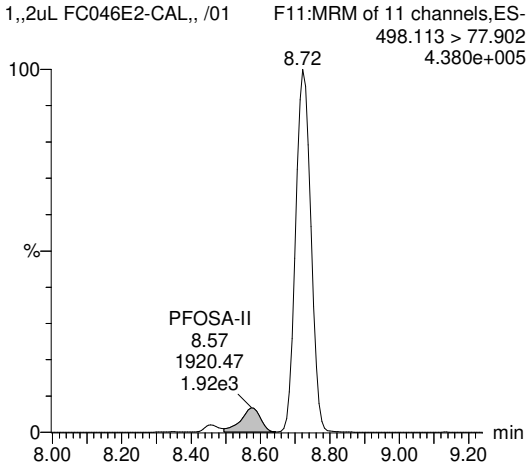

PV by TCH, SV by BRA 13-Jan-22, Conc. & LOD unit = ng for Inst QC, ng/mL for SPM, ng/L for samples

Quantify Sample Report **MassLynx MassLynx V4.1 SCN909**
SGS Axys Analytical Services, Ltd.

Dataset: G:\Masslynx\Inst_L\PFAS\quanfile\FC2L_008-b.qld

Last Altered: Tuesday, January 11, 2022 20:21:00 Pacific Standard Time
Printed: Thursday, January 13, 2022 11:28:03 Pacific Standard Time

ID: FC046E2-CAL,, /01, Name: FC2L_008S16, Description: 1,,2uL, Date: 11-Jan-2022, Time: 00:30:47

PFOSA-SUM

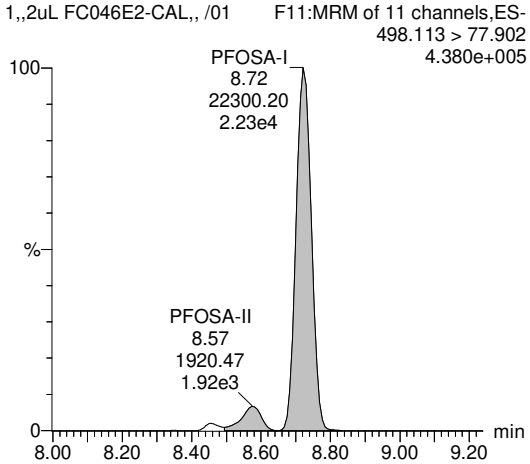

PFOSA

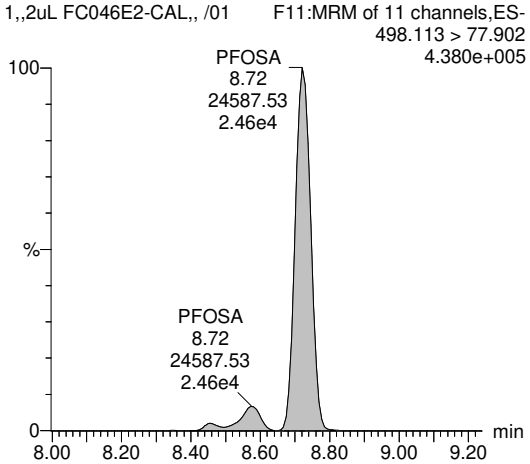

N-MeFOSA-I

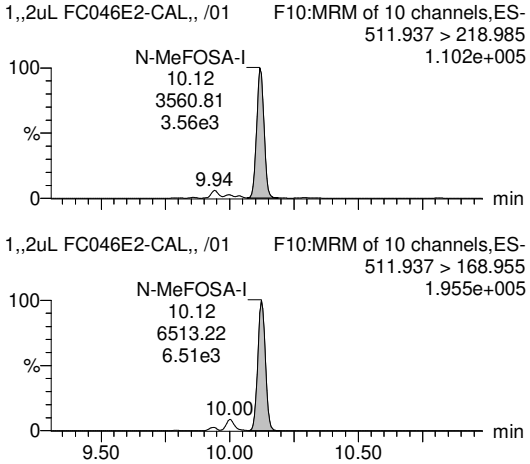

N-MeFOSA-II

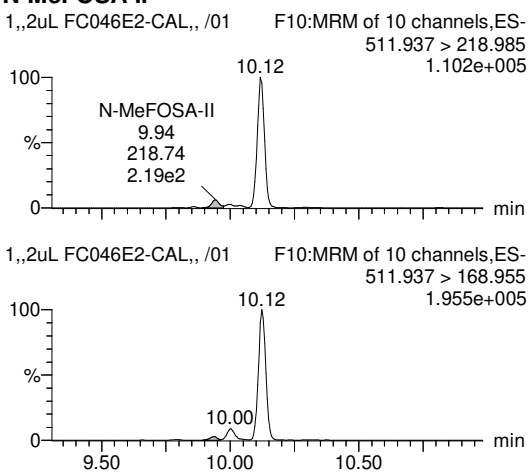

N-MeFOSA-SUM

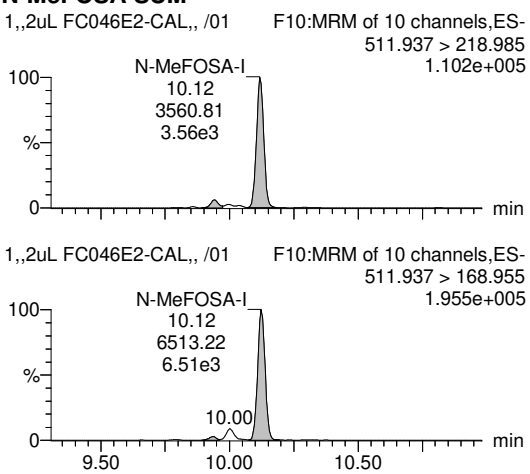

N-MeFOSA

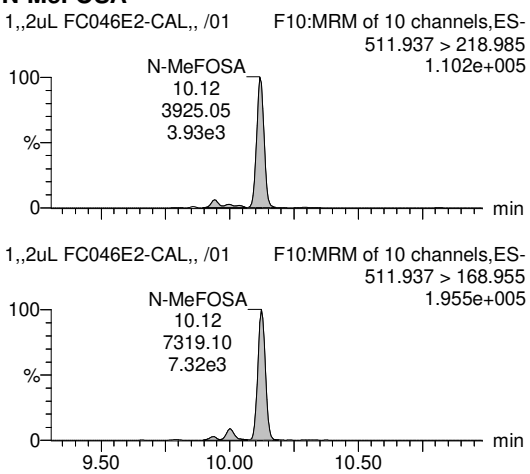

PV by TCH, SV by BRA 13-Jan-22, Conc. & LOD unit = ng for Inst QC, ng/mL for SPM, ng/L for samples

Quantify Sample Report **MassLynx MassLynx V4.1 SCN909**
SGS Axys Analytical Services, Ltd.

Dataset: G:\Masslynx\Inst_L\PFAS\quanfile\FC2L_008-b.qld

Last Altered: Tuesday, January 11, 2022 20:21:00 Pacific Standard Time
Printed: Thursday, January 13, 2022 11:28:03 Pacific Standard Time

ID: FC046E2-CAL,, /01, Name: FC2L_008S16, Description: 1,,2uL, Date: 11-Jan-2022, Time: 00:30:47

N-EtFOSA-I

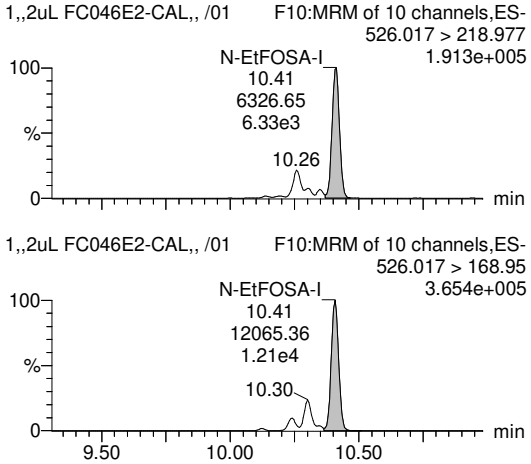

N-EtFOSA-II

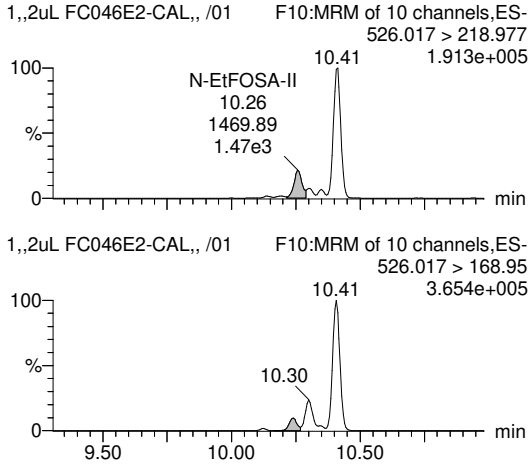

N-EtFOSA-SUM

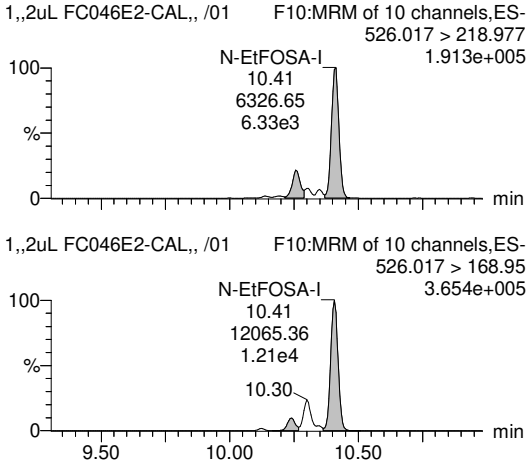

N-EtFOSA

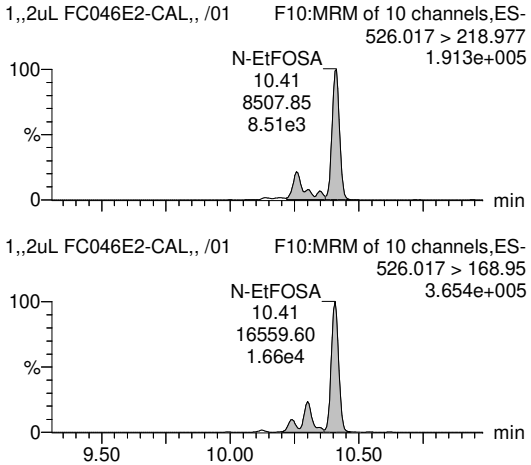

MeFOSAA-I

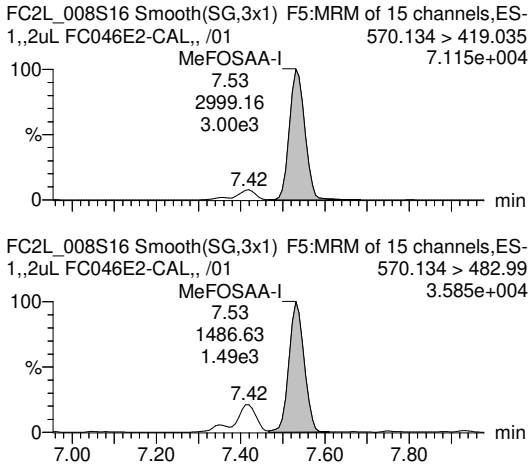

MeFOSAA-II

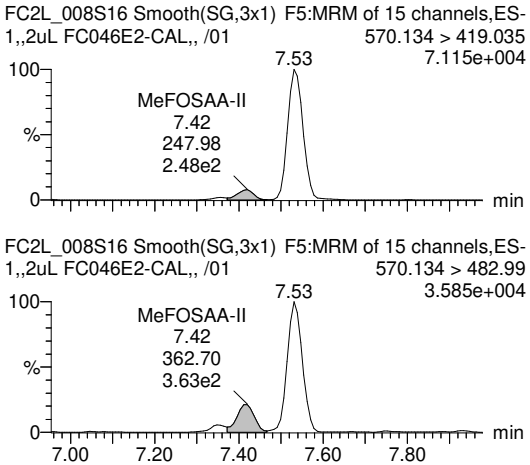

PV by TCH, SV by BRA 13-Jan-22, Conc. & LOD unit = ng for Inst QC, ng/mL for SPM, ng/L for samples

Quantify Sample Report **MassLynx MassLynx V4.1 SCN909**
SGS Axys Analytical Services, Ltd.

Dataset: G:\Masslynx\Inst_L\PFAS\quanfile\FC2L_008-b.qld

Last Altered: Tuesday, January 11, 2022 20:21:00 Pacific Standard Time
Printed: Thursday, January 13, 2022 11:28:03 Pacific Standard Time

ID: FC046E2-CAL,, /01, Name: FC2L_008S16, Description: 1,,2uL, Date: 11-Jan-2022, Time: 00:30:47

MeFOSAA-III

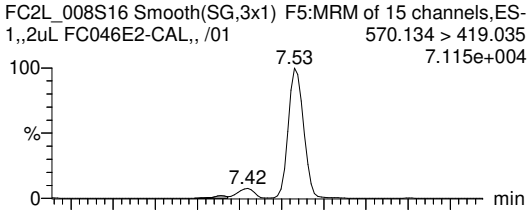

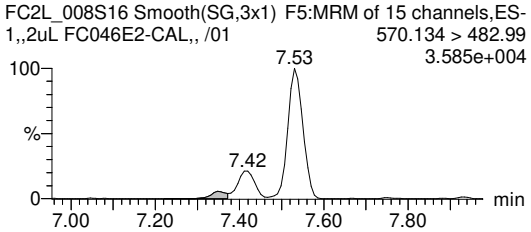

MeFOSAA-SUM

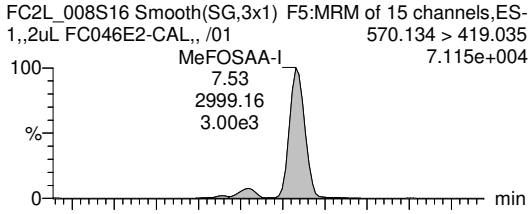

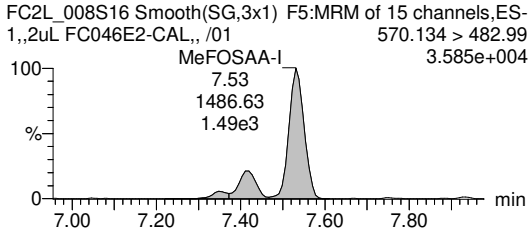

MeFOSAA

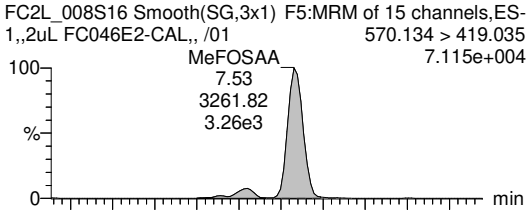

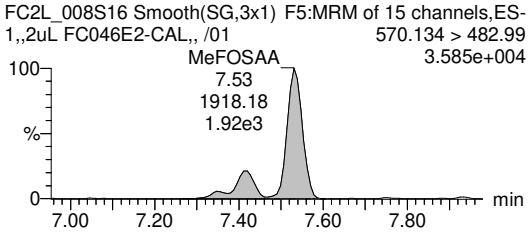

EtFOSAA-I

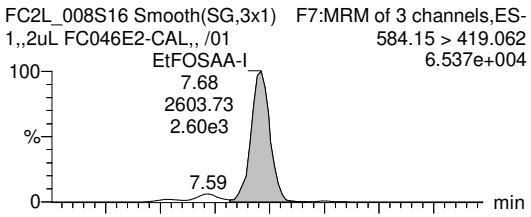

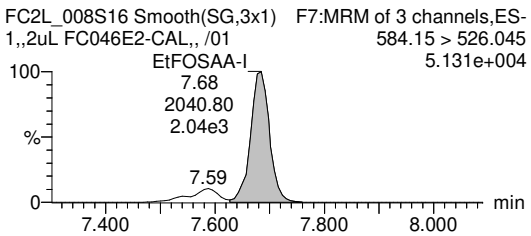

EtFOSAA-II

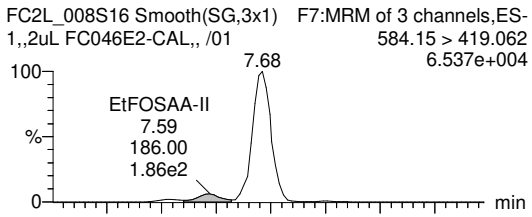

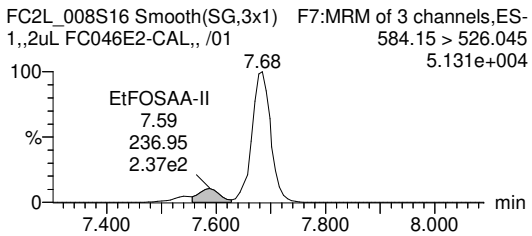

EtFOSAA-III

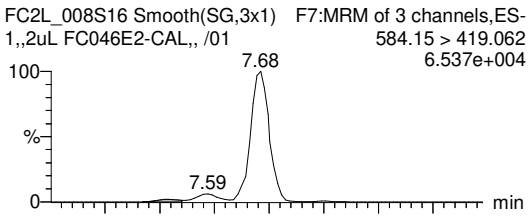

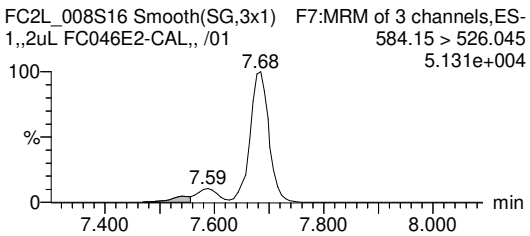

PV by TCH, SV by BRA 13-Jan-22, Conc. & LOD unit = ng for Inst QC, ng/mL for SPM, ng/L for samples

Quantify Sample Report **MassLynx MassLynx V4.1 SCN909**
SGS Axys Analytical Services, Ltd.

Dataset: G:\Masslynx\Inst_L\PFAS\quanfile\FC2L_008-b.qld

Last Altered: Tuesday, January 11, 2022 20:21:00 Pacific Standard Time
Printed: Thursday, January 13, 2022 11:28:03 Pacific Standard Time

ID: FC046E2-CAL,, /01, Name: FC2L_008S16, Description: 1,,2uL, Date: 11-Jan-2022, Time: 00:30:47

EtFOSAA-SUM

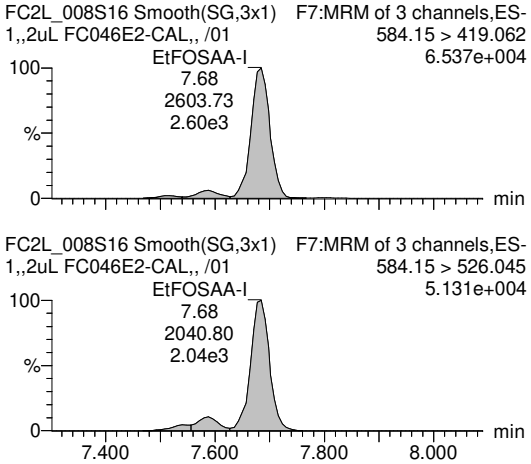

EtFOSAA

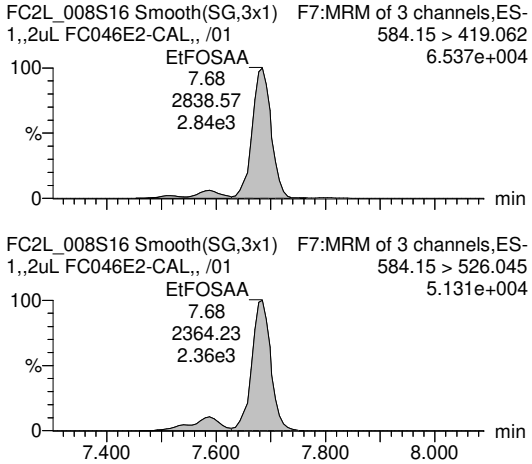

N-MeFOSE-I

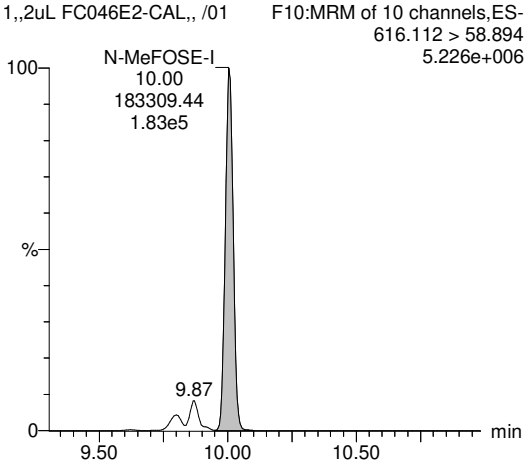

N-MeFOSE-II

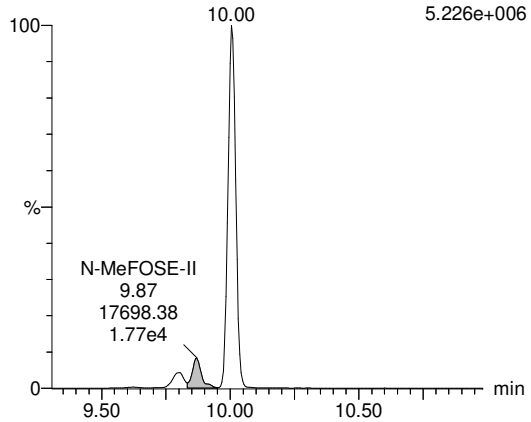

N-MeFOSE-III

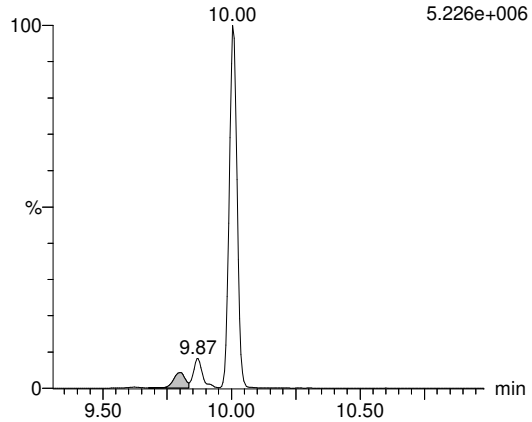

N-MeFOSE-SUM

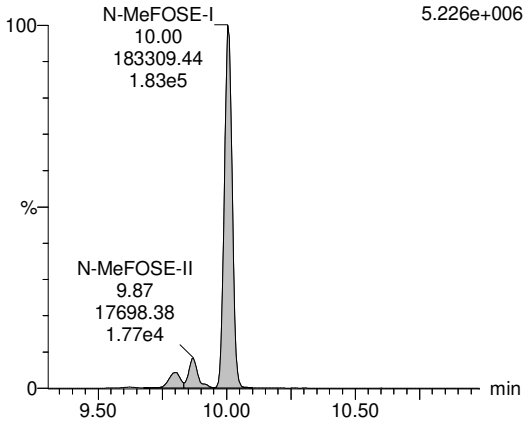

PV by TCH, SV by BRA 13-Jan-22, Conc. & LOD unit = ng for Inst QC, ng/mL for SPM, ng/L for samples

Quantify Sample Report **MassLynx MassLynx V4.1 SCN909**
SGS Axys Analytical Services, Ltd.

Dataset: G:\Masslynx\Inst_L\PFAS\quanfile\FC2L_008-b.qld

Last Altered: Tuesday, January 11, 2022 20:21:00 Pacific Standard Time
Printed: Thursday, January 13, 2022 11:28:03 Pacific Standard Time

ID: FC046E2-CAL,, /01, Name: FC2L_008S16, Description: 1,,2uL, Date: 11-Jan-2022, Time: 00:30:47

N-MeFOSE

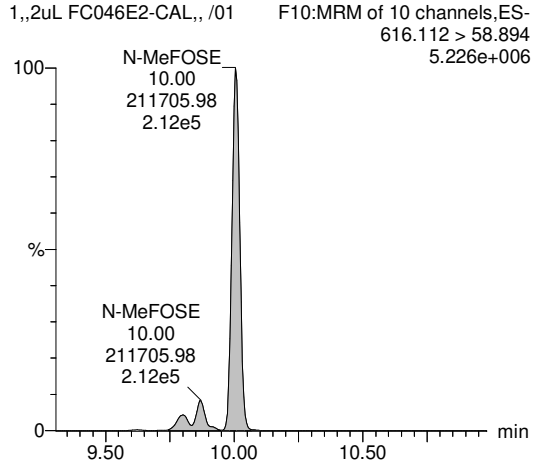

N-EtFOSE-I

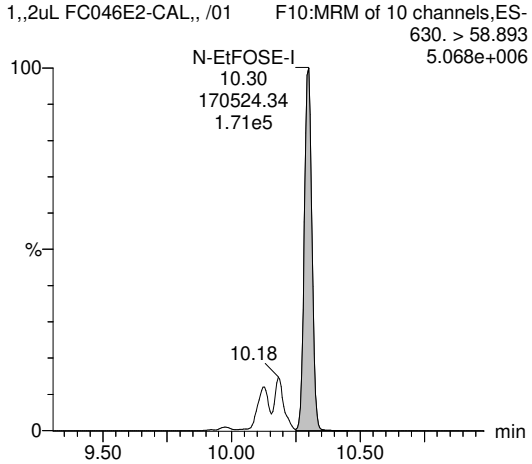

N-EtFOSE-II

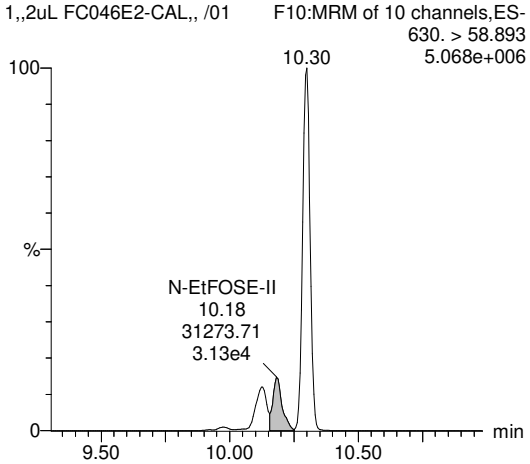

N-EtFOSE-III

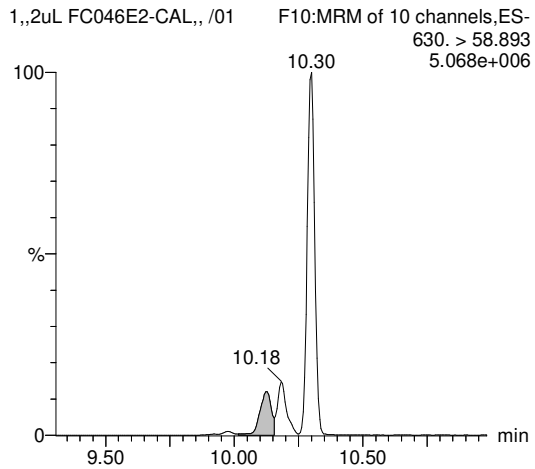

N-EtFOSE-SUM

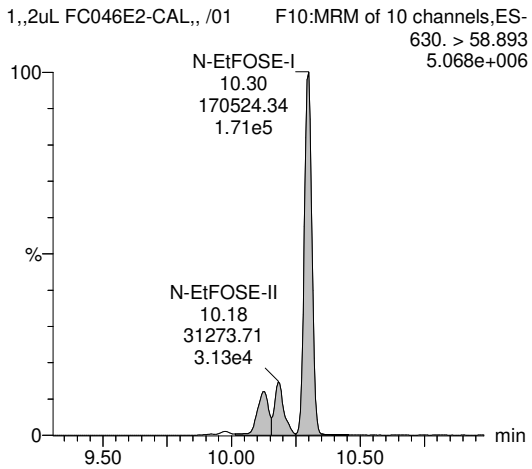

N-EtFOSE

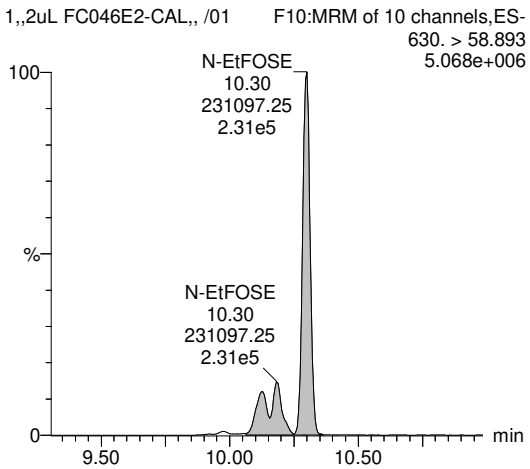

PV by TCH, SV by BRA 13-Jan-22, Conc. & LOD unit = ng for Inst QC, ng/mL for SPM, ng/L for samples

Quantify Sample Report **MassLynx MassLynx V4.1 SCN909**
SGS Axys Analytical Services, Ltd.

Dataset: G:\Masslynx\Inst_L\PFAS\quanfile\FC2L_008-b.qld

Last Altered: Tuesday, January 11, 2022 20:21:00 Pacific Standard Time
Printed: Thursday, January 13, 2022 11:28:03 Pacific Standard Time

ID: FC046E2-CAL,, /01, Name: FC2L_008S16, Description: 1,,2uL, Date: 11-Jan-2022, Time: 00:30:47

HFPO-DA

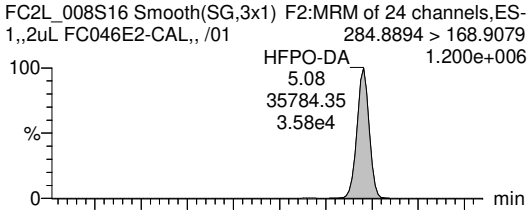

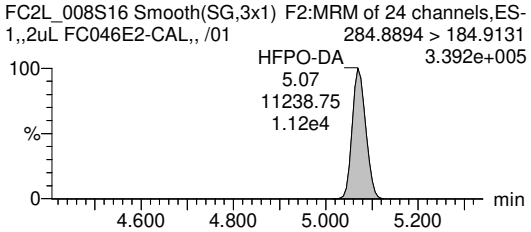

ADONA

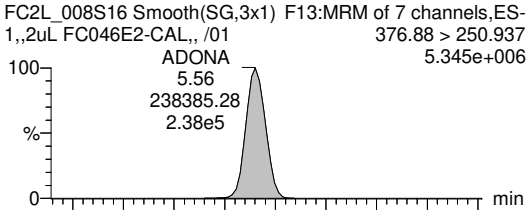

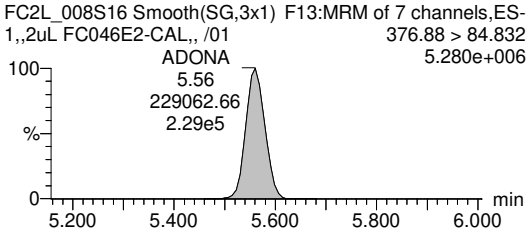

9Cl-PF3ONS





11Cl-PF3OUdS

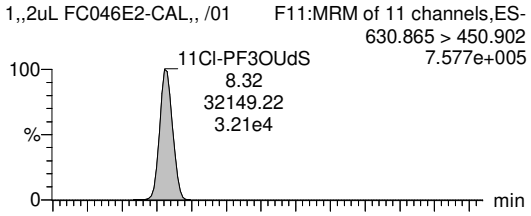

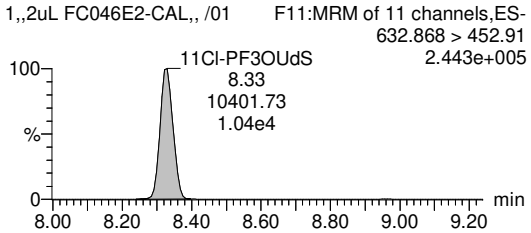

3:3 FTCA

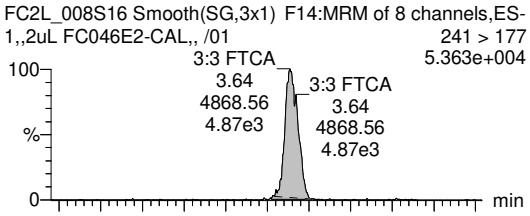

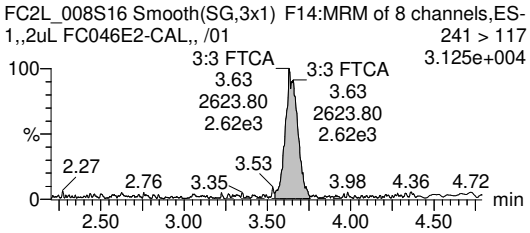

5:3 FTCA





PV by TCH, SV by BRA 13-Jan-22, Conc. & LOD unit = ng for Inst QC, ng/mL for SPM, ng/L for samples

Quantify Sample Report **MassLynx MassLynx V4.1 SCN909**
SGS Axys Analytical Services, Ltd.

Dataset: G:\Masslynx\Inst_L\PFAS\quanfile\FC2L_008-b.qld

Last Altered: Tuesday, January 11, 2022 20:21:00 Pacific Standard Time
Printed: Thursday, January 13, 2022 11:28:03 Pacific Standard Time

ID: FC046E2-CAL,, /01, Name: FC2L_008S16, Description: 1,,2uL, Date: 11-Jan-2022, Time: 00:30:47

7:3 FTCA

FC2L_008S16 Smooth(SG,3x1) F3:MRM of 12 channels,ES-
1,,2uL FC046E2-CAL,, /01 441 > 316.9
4.093e+005

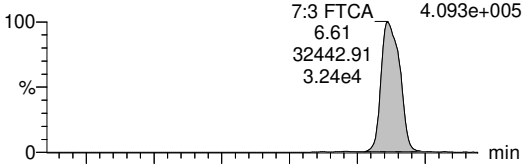

FC2L_008S16 Smooth(SG,3x1) F3:MRM of 12 channels,ES-
1,,2uL FC046E2-CAL,, /01 441 > 336.9
5.959e+005

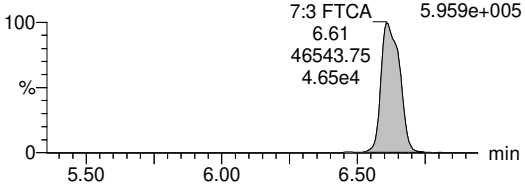

PFEESA

FC2L_008S16 Smooth(SG,3x1) F2:MRM of 24 channels,ES-
1,,2uL FC046E2-CAL,, /01 314.8 > 134.9
1.644e+006

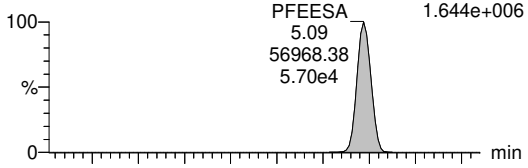

FC2L_008S16 Smooth(SG,3x1) F2:MRM of 24 channels,ES-
1,,2uL FC046E2-CAL,, /01 314.8 > 82.9
1.694e+005

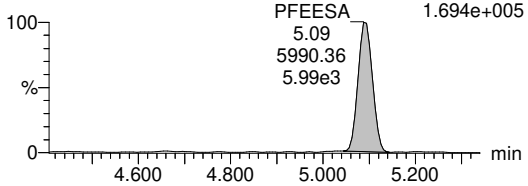

PFMPA

FC2L_008S16 Smooth(SG,5x1) F14:MRM of 8 channels,ES-
1,,2uL FC046E2-CAL,, /01 229.013 > 84.9
6.508e+005

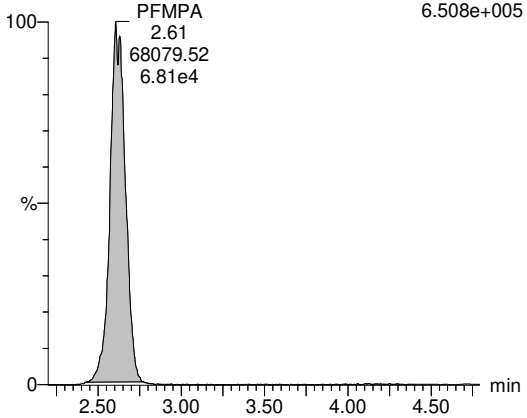

PFMBA

FC2L_008S16 Smooth(SG,3x1) F14:MRM of 8 channels,ES-
1,,2uL FC046E2-CAL,, /01 279 > 85.1
1.072e+006

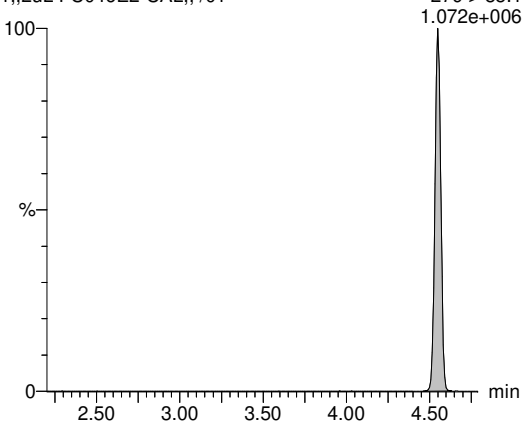

NFDHA

FC2L_008S16 Smooth(SG,3x1) F2:MRM of 24 channels,ES-
1,,2uL FC046E2-CAL,, /01 295 > 201
3.314e+004

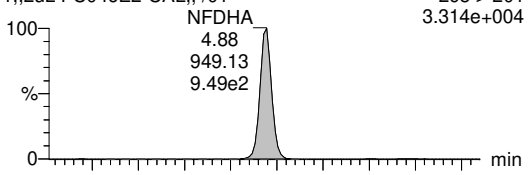

FC2L_008S16 Smooth(SG,3x1) F2:MRM of 24 channels,ES-
1,,2uL FC046E2-CAL,, /01 295 > 84.9
2.125e+004

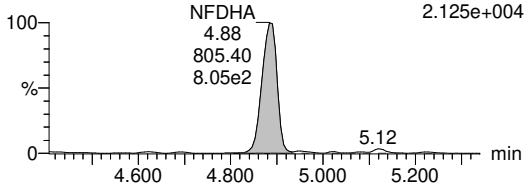

13C4-PFBA

FC2L_008S16 Smooth(SG,3x1) F1:MRM of 3 channels,ES-
1,,2uL FC046E2-CAL,, /01 216.776 > 171.928
3.315e+006

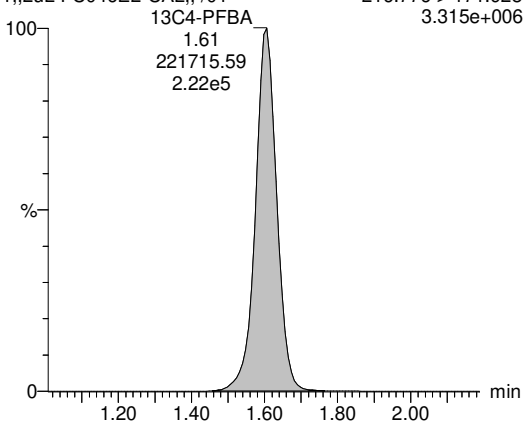

PV by TCH, SV by BRA 13-Jan-22, Conc. & LOD unit = ng for Inst QC, ng/mL for SPM, ng/L for samples

Quantify Sample Report **MassLynx MassLynx V4.1 SCN909**
SGS Axys Analytical Services, Ltd.

Dataset: G:\Masslynx\Inst_L\PFAS\quanfile\FC2L_008-b.qld

Last Altered: Tuesday, January 11, 2022 20:21:00 Pacific Standard Time
Printed: Thursday, January 13, 2022 11:28:03 Pacific Standard Time

ID: FC046E2-CAL,, /01, Name: FC2L_008S16, Description: 1,,2uL, Date: 11-Jan-2022, Time: 00:30:47

13C5-PFPeA

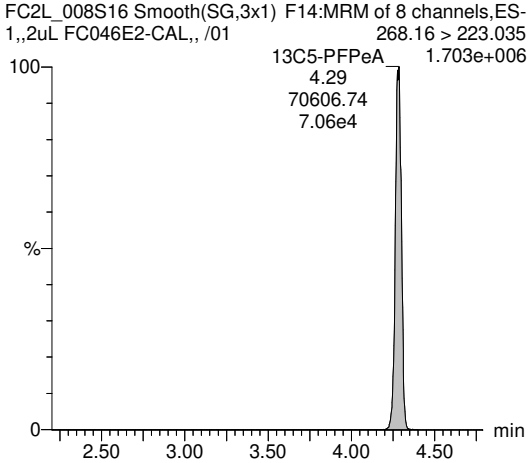

13C5-PFHxA

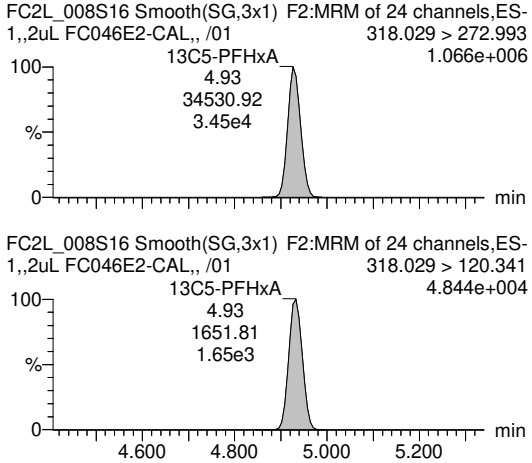

13C4-PFHpA

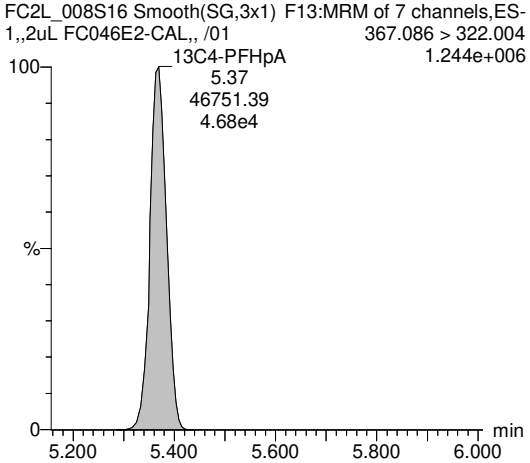

13C8-PFOA

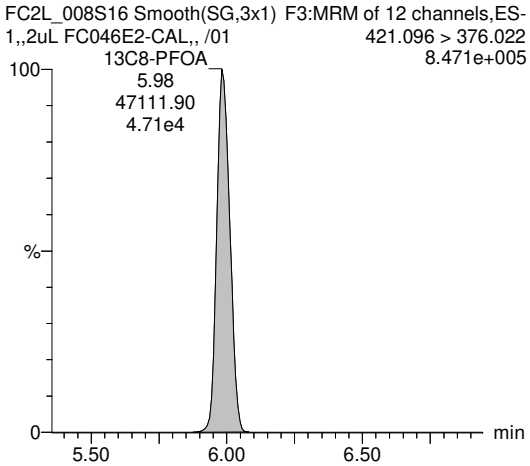

13C9-PFNA

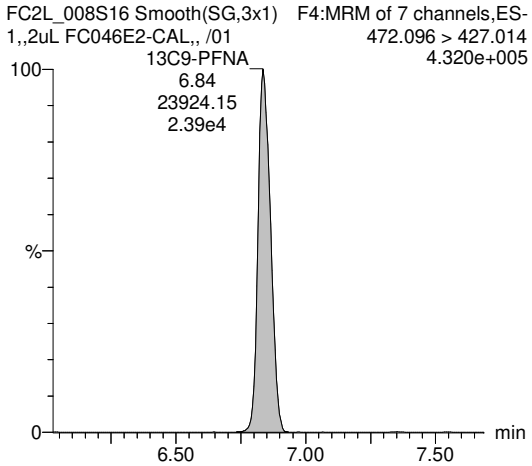

13C6-PFDA

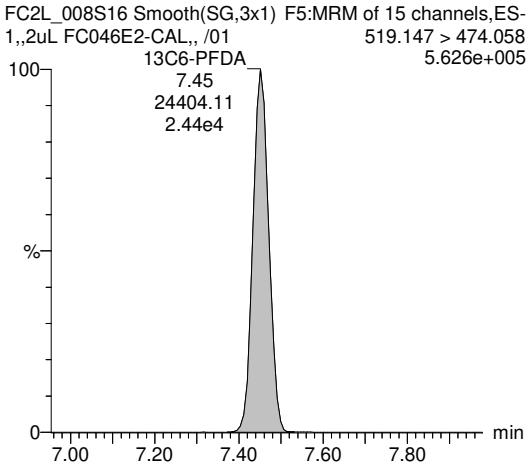

PV by TCH, SV by BRA 13-Jan-22, Conc. & LOD unit = ng for Inst QC, ng/mL for SPM, ng/L for samples

Quantify Sample Report **MassLynx MassLynx V4.1 SCN909**
SGS Axys Analytical Services, Ltd.

Dataset: G:\Masslynx\Inst_L\PFAS\quanfile\FC2L_008-b.qld

Last Altered: Tuesday, January 11, 2022 20:21:00 Pacific Standard Time
Printed: Thursday, January 13, 2022 11:28:03 Pacific Standard Time

ID: FC046E2-CAL,, /01, Name: FC2L_008S16, Description: 1,,2uL, Date: 11-Jan-2022, Time: 00:30:47

13C7-PFUnA

FC2L_008S16 Smooth(SG,3x1) F9:MRM of 5 channels,ES-
1,,2uL FC046E2-CAL,, /01 570.019 > 525.05
6.584e+005

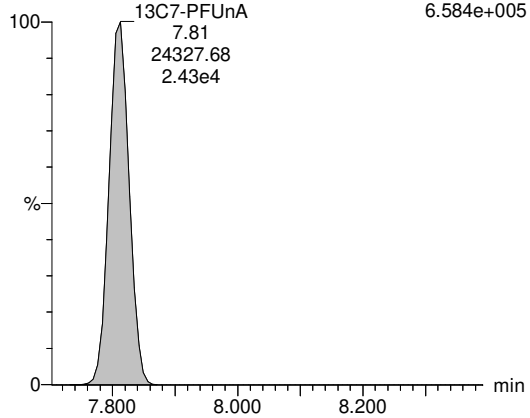

13C2-PFDoA

1,,2uL FC046E2-CAL,, /01 F11:MRM of 11 channels,ES-
615.127 > 570.013
5.385e+005

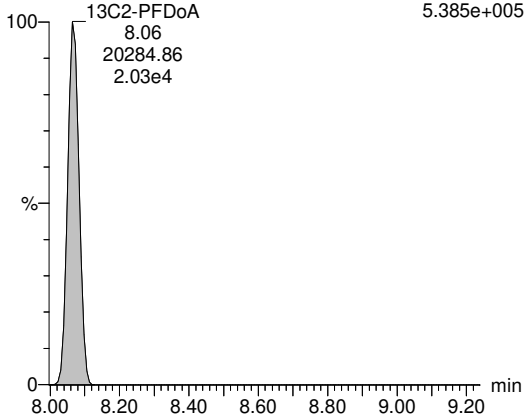

13C2-PFTeDA

FC2L_008S16 Smooth(SG,3x1) F8:MRM of 5 channels,ES-
1,,2uL FC046E2-CAL,, /01 715.057 > 670.026
3.260e+005

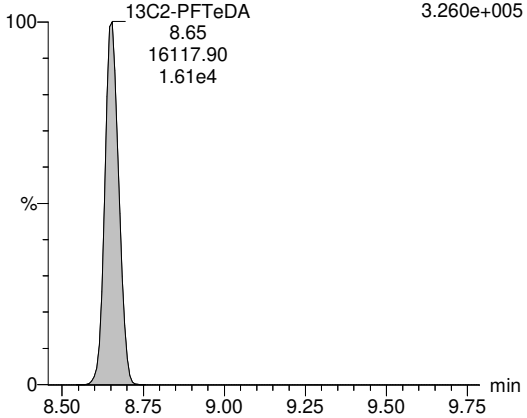

13C3-PFBS

FC2L_008S16 Smooth(SG,3x1) F2:MRM of 24 channels,ES-
1,,2uL FC046E2-CAL,, /01 302.056 > 79.865
1.100e+006

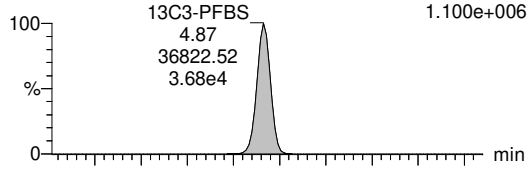

FC2L_008S16 Smooth(SG,3x1) F2:MRM of 24 channels,ES-
1,,2uL FC046E2-CAL,, /01 302.056 > 98.875
3.776e+005

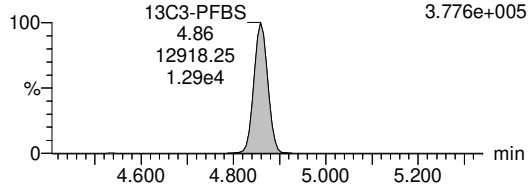

13C3-PFHxS

FC2L_008S16 Smooth(SG,3x1) F3:MRM of 12 channels,ES-
1,,2uL FC046E2-CAL,, /01 402.114 > 79.858
5.185e+005

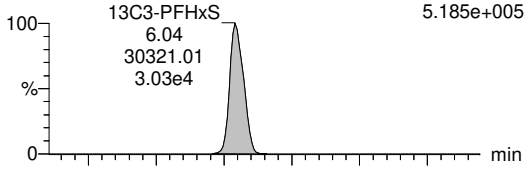

FC2L_008S16 Smooth(SG,3x1) F3:MRM of 12 channels,ES-
1,,2uL FC046E2-CAL,, /01 402.114 > 98.801
2.175e+005

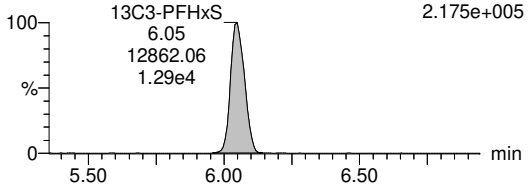

13C8-PFOS

FC2L_008S16 Smooth(SG,3x1) F5:MRM of 15 channels,ES-
1,,2uL FC046E2-CAL,, /01 507.124 > 79.858
6.414e+005

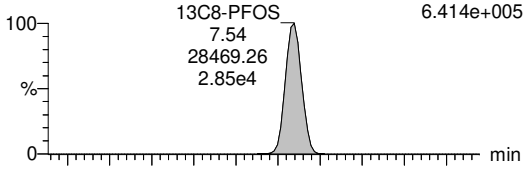

FC2L_008S16 Smooth(SG,3x1) F5:MRM of 15 channels,ES-
1,,2uL FC046E2-CAL,, /01 507.124 > 98.867
2.838e+005

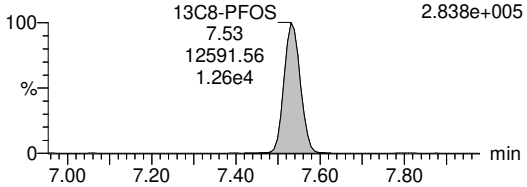

PV by TCH, SV by BRA 13-Jan-22, Conc. & LOD unit = ng for Inst QC, ng/mL for SPM, ng/L for samples

Quantify Sample Report **MassLynx MassLynx V4.1 SCN909**
SGS Axys Analytical Services, Ltd.

Dataset: G:\Masslynx\Inst_L\PFAS\quanfile\FC2L_008-b.qld

Last Altered: Tuesday, January 11, 2022 20:21:00 Pacific Standard Time
Printed: Thursday, January 13, 2022 11:28:03 Pacific Standard Time

ID: FC046E2-CAL,, /01, Name: FC2L_008S16, Description: 1,,2uL, Date: 11-Jan-2022, Time: 00:30:47

13C2-4:2 FTS

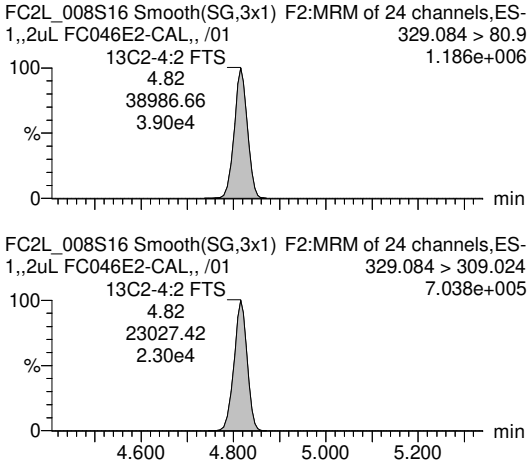

13C2-6:2 FTS

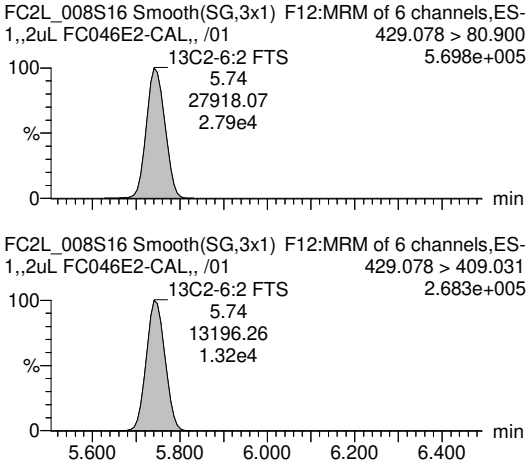

13C2-8:2 FTS

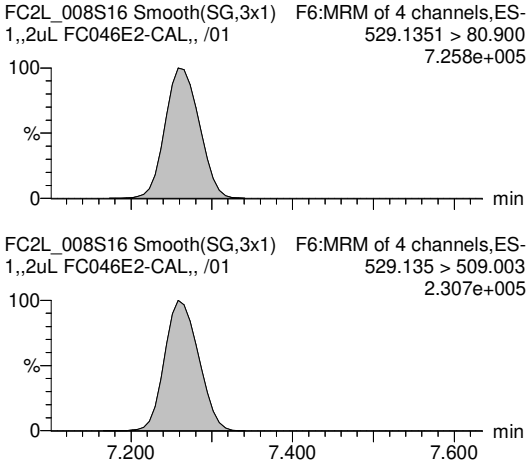

13C8-PFOSA

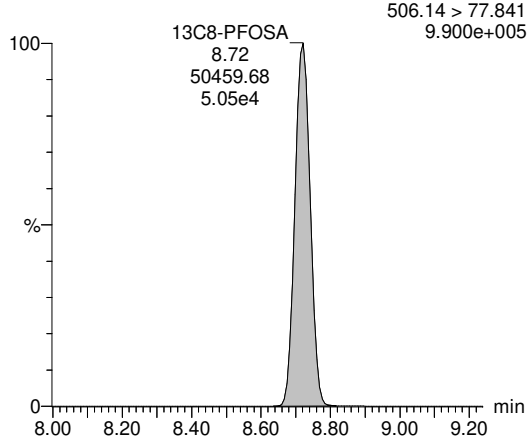

D3-N-MeFOSA

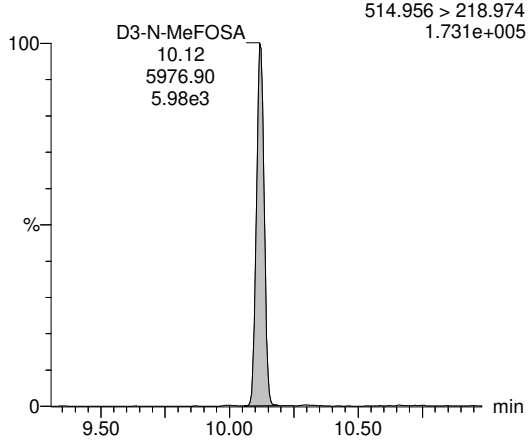

D5-N-EtFOSA

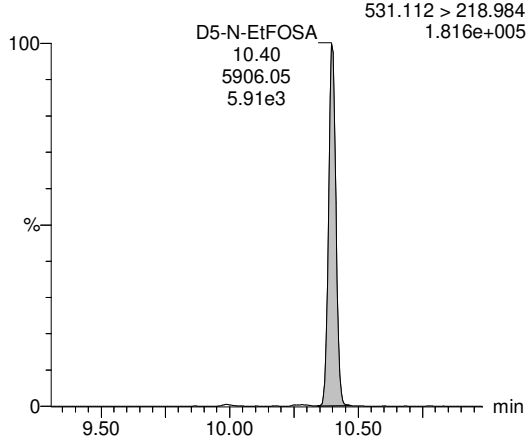

PV by TCH, SV by BRA 13-Jan-22, Conc. & LOD unit = ng for Inst QC, ng/mL for SPM, ng/L for samples

Quantify Sample Report **MassLynx MassLynx V4.1 SCN909**
SGS Axys Analytical Services, Ltd.

Dataset: G:\Masslynx\Inst_L\PFAS\quanfile\FC2L_008-b.qld

Last Altered: Tuesday, January 11, 2022 20:21:00 Pacific Standard Time
Printed: Thursday, January 13, 2022 11:28:03 Pacific Standard Time

ID: FC046E2-CAL,, /01, Name: FC2L_008S16, Description: 1,,2uL, Date: 11-Jan-2022, Time: 00:30:47

D3-MeFOSAA

FC2L_008S16 Smooth(SG,3x1) F5:MRM of 15 channels,ES-
1,,2uL FC046E2-CAL,, /01 573.153 > 418.99
4.217e+005

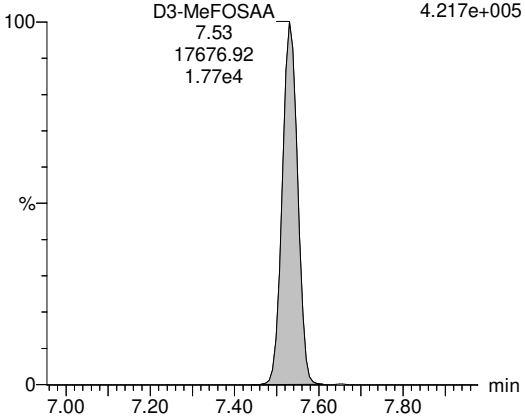

D5-EtFOSAA

FC2L_008S16 Smooth(SG,3x1) F7:MRM of 3 channels,ES-
1,,2uL FC046E2-CAL,, /01 589.245 > 418.971
3.981e+005

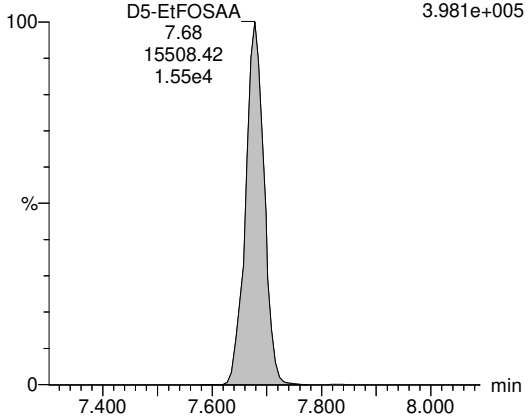

D7-N-MeFOSE

1,,2uL FC046E2-CAL,, /01 F10:MRM of 10 channels,ES-
623.156 > 58.896
1.041e+007

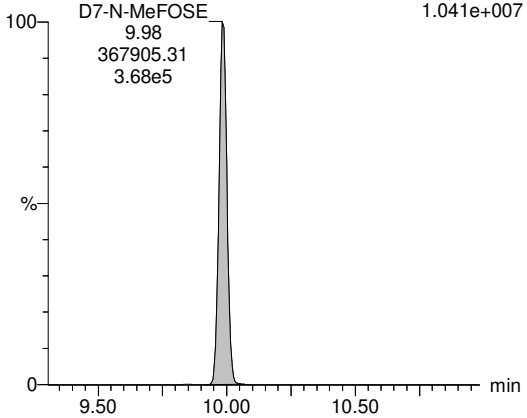

D9-N-EtFOSE

1,,2uL FC046E2-CAL,, /01 F10:MRM of 10 channels,ES-
639.184 > 58.897
1.348e+007

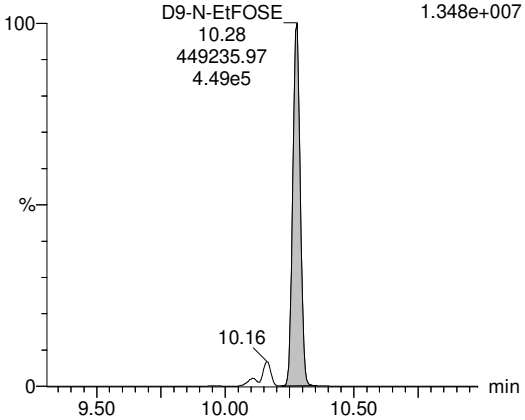

13C3-HFPO-DA

FC2L_008S16 Smooth(SG,3x1) F2:MRM of 24 channels,ES-
1,,2uL FC046E2-CAL,, /01 286.8631 > 168.8861
1.436e+006

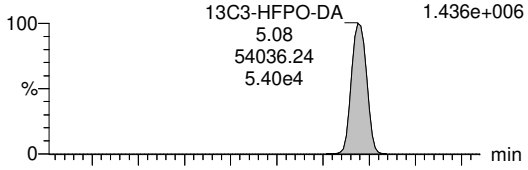

FC2L_008S16 Smooth(SG,3x1) F2:MRM of 24 channels,ES-
1,,2uL FC046E2-CAL,, /01 286.8631 > 184.8888
7.233e+005

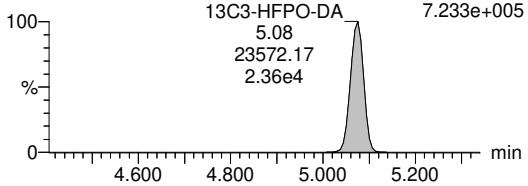

13C3-PFBA

FC2L_008S16 Smooth(SG,3x1) F1:MRM of 3 channels,ES-
1,,2uL FC046E2-CAL,, /01 216.029 > 171.97
1.412e+006

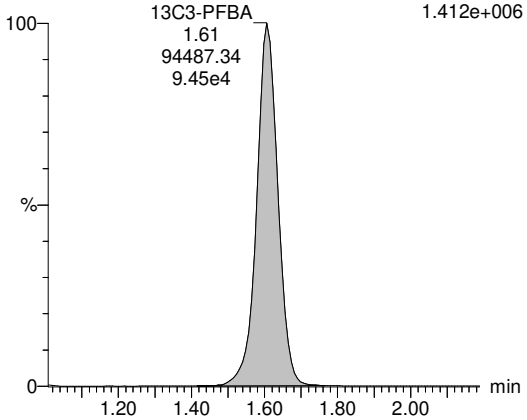

PV by TCH, SV by BRA 13-Jan-22, Conc. & LOD unit = ng for Inst QC, ng/mL for SPM, ng/L for samples

Quantify Sample Report **MassLynx MassLynx V4.1 SCN909**
SGS Axys Analytical Services, Ltd.

Dataset: G:\Masslynx\Inst_L\PFAS\quanfile\FC2L_008-b.qld

Last Altered: Tuesday, January 11, 2022 20:21:00 Pacific Standard Time
Printed: Thursday, January 13, 2022 11:28:03 Pacific Standard Time

ID: FC046E2-CAL,, /01, Name: FC2L_008S16, Description: 1,,2uL, Date: 11-Jan-2022, Time: 00:30:47

13C2-PFHxA

FC2L_008S16 Smooth(SG,3x1) F2:MRM of 24 channels,ES-
1,,2uL FC046E2-CAL,, /01 315.083 > 269.984
1.477e+006

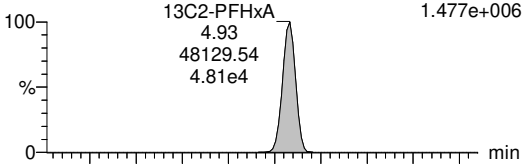

FC2L_008S16 Smooth(SG,3x1) F2:MRM of 24 channels,ES-
1,,2uL FC046E2-CAL,, /01 315.083 > 119.359
5.859e+004

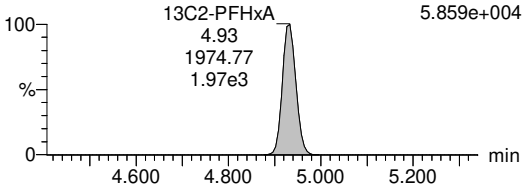

13C4-PFOA

FC2L_008S16 Smooth(SG,3x1) F3:MRM of 12 channels,ES-
1,,2uL FC046E2-CAL,, /01 417.083 > 171.95
2.340e+005

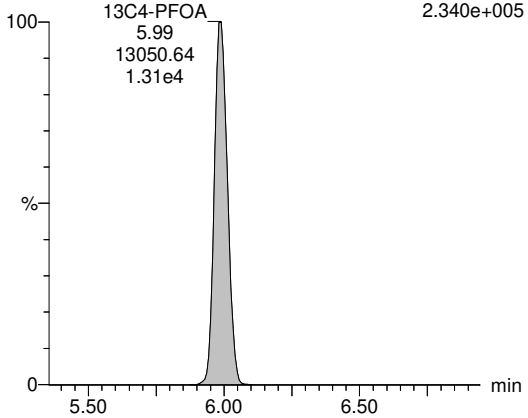

13C5-PFNA

FC2L_008S16 Smooth(SG,3x1) F4:MRM of 7 channels,ES-
1,,2uL FC046E2-CAL,, /01 468.019 > 423.008
3.852e+005

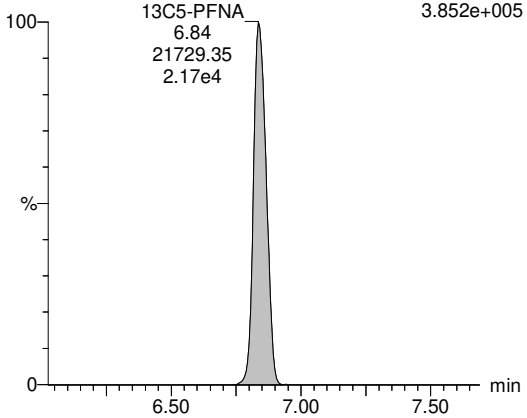

13C2-PFDA

FC2L_008S16 Smooth(SG,3x1) F5:MRM of 15 channels,ES-
1,,2uL FC046E2-CAL,, /01 515.134 > 470.05
5.309e+005

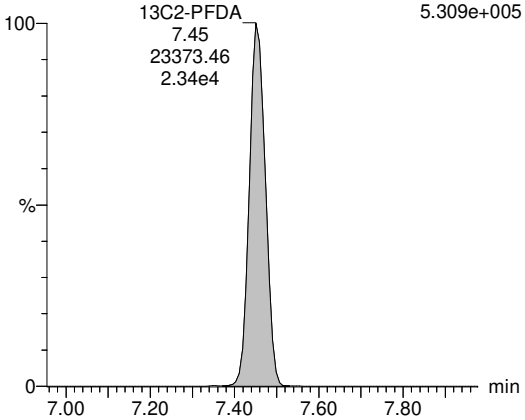

18O2-PFHxS

FC2L_008S16 Smooth(SG,3x1) F3:MRM of 12 channels,ES-
1,,2uL FC046E2-CAL,, /01 402.984 > 83.895
4.475e+005

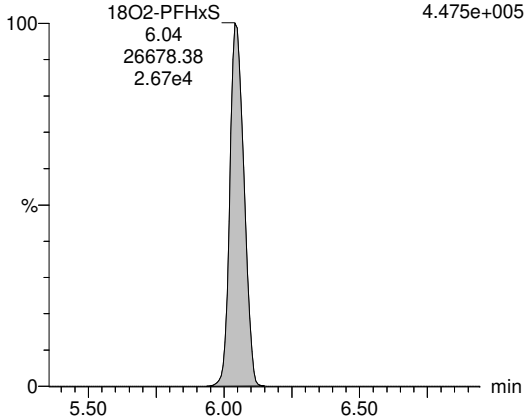

13C4-PFOS

FC2L_008S16 Smooth(SG,3x1) F5:MRM of 15 channels,ES-
1,,2uL FC046E2-CAL,, /01 502.791 > 79.856
5.988e+005

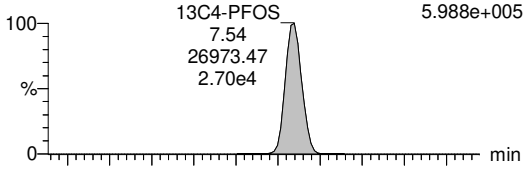

FC2L_008S16 Smooth(SG,3x1) F5:MRM of 15 channels,ES-
1,,2uL FC046E2-CAL,, /01 502.791 > 98.864
2.999e+005

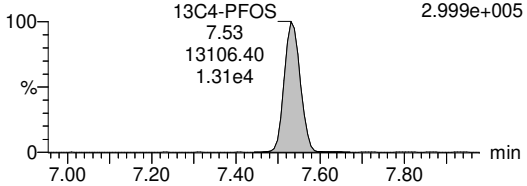

PV by TCH, SV by BRA 13-Jan-22, Conc. & LOD unit = ng for Inst QC, ng/mL for SPM, ng/L for samples

Quantify Sample Report **MassLynx MassLynx V4.1 SCN909**
SGS Axys Analytical Services, Ltd.

Dataset: G:\Masslynx\Inst_L\PFAS\quanfile\FC2L_008-b.qld

Last Altered: Tuesday, January 11, 2022 20:21:00 Pacific Standard Time
Printed: Thursday, January 13, 2022 11:28:03 Pacific Standard Time

ID: FC046E2-CAL,, /01, Name: FC2L_008S16, Description: 1,,2uL, Date: 11-Jan-2022, Time: 00:30:47

13C2-D4-6:2 FTS

FC2L_008S16 Smooth(SG,3x1) F12:MRM of 6 channels,ES-
1,,2uL FC046E2-CAL,, /01 432.904 > 81.901
6.280e+005



FC2L_008S16 Smooth(SG,3x1) F12:MRM of 6 channels,ES-
1,,2uL FC046E2-CAL,, /01 432.904 > 411.943
2.202e+005

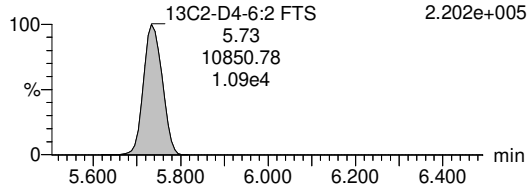

PV by TCH, SV by BRA 13-Jan-22, Conc. & LOD unit = ng for Inst QC, ng/mL for SPM, ng/L for samples

Quantify Sample Report **MassLynx MassLynx V4.1 SCN909**
SGS Axys Analytical Services, Ltd.

Dataset: G:\Masslynx\Inst_L\PFAS\quanfile\FC2L_008-b.qld

Last Altered: Tuesday, January 11, 2022 20:21:00 Pacific Standard Time
Printed: Thursday, January 13, 2022 11:28:03 Pacific Standard Time

ID: FC046E2-CAL,, /01, Name: FC2L_008S16, Description: 1,,2uL, Date: 11-Jan-2022, Time: 00:30:47

#	IS#	Name	RT	Area	Confirm. Ion Area	IS Area	Std. Conc	Conc.	LOD	%Rec	Ratio (Pr...	Ratio	Ratio Fail(Y...	S/N	Noi...	IS Height	Samp. size	F2	Fla...
1	84	PFBA	1.61	112342		221716	20.000	20.203	0.0198	101.0				3048	547	3310790	1.000	1.0	bb
2	85	PFPeA	4.28	46300		70607	10.000	10.853	0.0383	108.5				921	1315	1702352	1.000	1.0	bb
3	86	PFHxA	4.93	18618	3245	34531	5.000	5.078	0.0229	101.6	4.85	5.74	NO	664	865	1065606	1.000	1.0	bd
4	87	PFHpA	5.37	24701	11410	46751	5.000	4.817	0.0186	96.3	2.16	2.16	NO	784	844	1243589	1.000	1.0	bb
5	88	PFOA-I	5.98	31370	16769	47112	0.000	4.550	0.0431		1.96	1.87	NO	315	1782	846857	1.000	1.0	bb
6	88	PFOA-II				47112	0.000		0.0431		0.00				1782	846857	1.000	1.0	
7	88	PFOA-III				47112	0.000		0.0431		0.00				1782	846857	1.000	1.0	
8	88	PFOA-IV				47112	0.000		0.0431		0.00				1782	846857	1.000	1.0	
9		PFOA-SUM		31370		47112	0.000	4.550	0.0431						1782	846857	1.000	1.0	
10	88	PFOA	5.98	31370	16769	47112	5.000	4.550	0.0431	91.0	1.96	1.87	NO	315	1782	846857	1.000	1.0	bb
11	89	PFNA-I	6.84	24063	8058	23924	0.000	4.910	0.0265		2.85	2.99	NO	557	782	431866	1.000	1.0	dd
12	89	PFNA-II				23924	0.000		0.0265		0.00				782	431866	1.000	1.0	
13	89	PFNA-III				23924	0.000		0.0265		0.00				782	431866	1.000	1.0	
14		PFNA-SUM		24063		23924	0.000	4.910	0.0265						782	431866	1.000	1.0	
15	89	PFNA	6.84	23834	8068	23924	5.000	4.863	0.0265	97.3	2.85	2.95	NO	556	782	431866	1.000	1.0	MM
16	90	PFDA	7.45	20122	6751	24404	5.000	4.922	0.0329	98.4	3.07	2.98	NO	441	1033	562604	1.000	1.0	bb
17	91	PFUnA	7.81	19681	4526	24328	5.000	5.302	0.0159	106.0	4.31	4.35	NO	985	532	658107	1.000	1.0	bb
18	92	PFDoA	8.06	22430	3190	20285	5.000	5.148	0.0203	103.0	7.42	7.03	NO	769	781	538137	1.000	1.0	MM
19	M...	PFTrDA	8.32	16294	5312	18201	5.000	5.315	0.0309	106.3	3.08	3.07	NO	532	724	432022	1.000	1.0	bb
20	93	PFTeDA	8.65	11935	4726	16118	5.000	4.960	0.0508	99.2	2.82	2.53	NO	295	825	325907	1.000	1.0	MM
21	94	PFBS	4.87	20984	6962	36823	5.000	4.943	0.0021	98.9	2.59	3.01	NO	6558	90	1100106	1.000	1.0	MM
22	95	PFPeS	5.37	17081	7100	30321	5.015	5.709	0.0013	113.9	2.24	2.41	NO	190...	22	517915	1.000	1.0	bb
23	95	PFHxS-I	6.05	15704	6858	30321	0.000	4.407	0.0016		2.37	2.29	NO	7913	33	517915	1.000	1.0	bb
24	95	PFHxS-II	5.85	1773	600	30321	0.000	0.498	0.0016		3.26	2.96	NO	1030	33	517915	1.000	1.0	db
25	95	PFHxS-III	5.78	702	203	30321	0.000	0.197	0.0016		2.72	3.47	NO	416	33	517915	1.000	1.0	bd
26		PFHxS-SUM		18180		30321	0.000	5.102	0.0048						33	517915	1.000	1.0	
27	95	PFHxS	6.05	18156	7924	30321	5.000	5.095	0.0016	101.9	2.40	2.29	NO	7912	33	517915	1.000	1.0	MM
28	96	PFHpS	6.93	14531	7084	28469	5.011	4.703	0.0022	93.8	2.12	2.05	NO	4823	52	641303	1.000	1.0	dd
29	96	PFOS-I	7.54	14139	5654	28469	0.000	3.998	0.0016		2.42	2.50	NO	7495	43	641303	1.000	1.0	db
30	96	PFOS-II	7.40	1592	634	28469	0.000	0.450	0.0016		2.75	2.51	NO	726	43	641303	1.000	1.0	dd
31	96	PFOS-III	7.34	1082	151	28469	0.000	0.306	0.0016		8.19	7.17	NO	514	43	641303	1.000	1.0	bd
32	96	PFOS-IV	7.14	38	6	28469	0.000	0.011	0.0016		2.14	6.37	YES	15	43	641303	1.000	1.0	bb
33		PFOS-SUM		16851		28469	0.000	4.765	0.0065						43	641303	1.000	1.0	
34	96	PFOS	7.54	16722	6440	28469	5.000	4.728	0.0016	94.6	2.54	2.60	NO	7490	43	641303	1.000	1.0	MM
35	96	PFNS	7.89	15711	6885	28469	5.010	4.678	0.0017	93.4	2.36	2.28	NO	100...	43	641303	1.000	1.0	bb

PV by TCH, SV by BRA 13-Jan-22, Conc. & LOD unit = ng for Inst QC, ng/mL for SPM, ng/L for samples

Quantify Sample Report **MassLynx MassLynx V4.1 SCN909**
SGS Axys Analytical Services, Ltd.

Dataset: G:\Masslynx\Inst_L\PFAS\quanfile\FC2L_008-b.qld

Last Altered: Tuesday, January 11, 2022 20:21:00 Pacific Standard Time
Printed: Thursday, January 13, 2022 11:28:03 Pacific Standard Time

ID: FC046E2-CAL,, /01, Name: FC2L_008S16, Description: 1,,2uL, Date: 11-Jan-2022, Time: 00:30:47

#	IS#	Name	RT	Area	Confirm. Ion Area	IS Area	Std. Conc	Conc.	LOD	%Rec	Ratio (Pr...	Ratio	Ratio Fail(Y...	S/N	Noi...	IS Height	Samp. size	F2	Fla...
36	96	PFDS	8.14	14983	6685	28469	5.000	4.672	0.0014	93.4	2.36	2.24	NO	119...	33	641303	1.000	1.0	bb
37	96	PFDoS	8.79	11508	5207	28469	5.008	4.356	0.0013	87.0	2.24	2.21	NO	8195	26	641303	1.000	1.0	MM
38	97	4:2 FTS	4.82	15613	38490	38987	20.000	16.984	0.0014	84.9	0.43	0.41	NO	336...	13	1185253	1.000	1.0	MM
39	98	6:2 FTS	5.74	13118	30537	27918	18.000	18.182	0.0033	101.0	0.44	0.43	NO	158...	16	569843	1.000	1.0	bb
40	99	8:2 FTS	7.26	10648	19163	35302	20.000	22.548	0.0089	112.7	0.57	0.56	NO	8007	29	725482	1.000	1.0	bb
41	100	PFOSA-I	8.72	22300		50460	0.000	4.446	0.0017					7969	55	989568	1.000	1.0	db
42	100	PFOSA-II	8.57	1920		50460	0.000	0.383	0.0017					531	55	989568	1.000	1.0	dd
43		PFOSA-SUM		24221		50460	0.000	4.829	0.0033						55	989568	1.000	1.0	
44	100	PFOSA	8.72	24588		50460	5.000	4.902	0.0017	98.0				7968	55	989568	1.000	1.0	MM
45	101	N-MeFOSA-I	10.12	3561	6513	5977	0.000	5.318	0.0037		0.55	0.55	NO	4631	24	172892	1.000	1.0	db
46	101	N-MeFOSA-II	9.94	219	174	5977	0.000	0.327	0.0037		1.14	1.26	NO	278	24	172892	1.000	1.0	dd
47		N-MeFOSA-SUM		3780		5977	0.000	5.644	0.0074						24	172892	1.000	1.0	
48	101	N-MeFOSA	10.12	3925	7319	5977	5.750	5.862	0.0037	101.9	0.53	0.54	NO	4629	24	172892	1.000	1.0	MM
49	102	N-EtFOSA-I	10.41	6327	12065	5906	0.000	8.912	0.0217		0.55	0.52	NO	1213	157	181456	1.000	1.0	db
50	102	N-EtFOSA-II	10.26	1470	1269	5906	0.000	2.071	0.0217		1.28	1.16	NO	260	157	181456	1.000	1.0	dd
51		N-EtFOSA-SUM		7797		5906	0.000	10.982	0.0433						157	181456	1.000	1.0	
52	102	N-EtFOSA	10.41	8508	16560	5906	12.500	11.984	0.0217	95.9	0.53	0.51	NO	1212	157	181456	1.000	1.0	MM
53	103	MeFOSAA-I	7.53	2999	1487	17677	0.000	3.989	0.0088		2.01	2.02	NO	1354	53	421361	1.000	1.0	db
54	103	MeFOSAA-II	7.42	248	363	17677	0.000	0.330	0.0088		1.84	0.68	YES	105	53	421361	1.000	1.0	dd
55	103	MeFOSAA-III	7.36	46	81	17677	0.000	0.062	0.0088		0.29	0.57	YES	26	53	421361	1.000	1.0	bd
56		MeFOSAA-SUM		3294		17677	0.000	4.381	0.0264						53	421361	1.000	1.0	
57	103	MeFOSAA	7.53	3262	1918	17677	5.000	4.338	0.0088	86.8	1.87	1.70	NO	1353	53	421361	1.000	1.0	MM
58	104	EtFOSAA-I	7.68	2604	2041	15508	0.000	4.425	0.0303		1.24	1.28	NO	429	152	398098	1.000	1.0	dd
59	104	EtFOSAA-II	7.59	186	237	15508	0.000	0.316	0.0303		0.34	0.79	YES	26	152	398098	1.000	1.0	dd
60	104	EtFOSAA-III	7.52	53	91	15508	0.000	0.090	0.0303		0.63	0.58	NO	8	152	398098	1.000	1.0	bd
61		EtFOSAA-SUM		2842		15508	0.000	4.831	0.0908						152	398098	1.000	1.0	
62	104	EtFOSAA	7.68	2839	2364	15508	5.000	4.825	0.0303	96.5	1.09	1.20	NO	429	152	398098	1.000	1.0	MM
63	105	N-MeFOSE-I	10.00	183309		367905	0.000	45.198	0.0086					158...	329	10399...	1.000	1.0	db
64	105	N-MeFOSE-II	9.87	17698		367905	0.000	4.364	0.0086					1302	329	10399...	1.000	1.0	dd
65	105	N-MeFOSE-III	9.80	11745		367905	0.000	2.896	0.0086					684	329	10399...	1.000	1.0	dd
66		N-MeFOSE-SUM		212753		367905	0.000	52.457	0.0258						329	10399...	1.000	1.0	
67	105	N-MeFOSE	10.00	211706		367905	50.000	52.199	0.0086	104.4				158...	329	10399...	1.000	1.0	MM
68	106	N-EtFOSE-I	10.30	170524		449236	0.000	31.902	0.0094					100...	503	13463...	1.000	1.0	db
69	106	N-EtFOSE-II	10.18	31274		449236	0.000	5.851	0.0094					1484	503	13463...	1.000	1.0	dd
70	106	N-EtFOSE-III	10.13	30992		449236	0.000	5.798	0.0094					1212	503	13463...	1.000	1.0	dd

PV by TCH, SV by BRA 13-Jan-22, Conc. & LOD unit = ng for Inst QC, ng/mL for SPM, ng/L for samples

Quantify Sample Report **MassLynx MassLynx V4.1 SCN909**
SGS Axys Analytical Services, Ltd.

Dataset: G:\Masslynx\Inst_L\PFAS\quanfile\FC2L_008-b.qld

Last Altered: Tuesday, January 11, 2022 20:21:00 Pacific Standard Time
Printed: Thursday, January 13, 2022 11:28:03 Pacific Standard Time

ID: FC046E2-CAL,, /01, Name: FC2L_008S16, Description: 1,,2uL, Date: 11-Jan-2022, Time: 00:30:47

#	IS#	Name	RT	Area	Confirm. Ion Area	IS Area	Std. Conc	Conc.	LOD	%Rec	Ratio (Pr...	Ratio	Ratio Fail(Y...	S/N	Noi...	IS Height	Samp. size	F2	Fla...
71		N-EtFOSE-SUM		232790		449236	0.000	43.550	0.0283						503	13463...	1.000	1.0	
72	106	N-EtFOSE	10.30	231097		449236	37.500	43.234	0.0094	115.3				100...	503	13463...	1.000	1.0	MM
73	107	HFPO-DA	5.08	35784	11239	54036	19.000	24.233	0.0016	127.5	2.87	3.18	NO	581...	21	1435516	1.000	1.0	bb
74	107	ADONA	5.56	238385	229063	54036	20.000	25.148	0.0009	125.7	1.08	1.04	NO	713...	75	1435516	1.000	1.0	bb
75	107	9Cl-PF3ONS	7.79	62284	20458	54036	20.038	23.177	0.0111	115.7	3.20	3.04	NO	6176	264	1435516	1.000	1.0	bb
76	107	11Cl-PF3OUdS	8.32	32149	10402	54036	20.032	22.149	0.0016	110.6	3.13	3.09	NO	371...	20	1435516	1.000	1.0	bb
77	85	3:3 FTCA	3.64	4869	2624	70607	20.000	16.642	0.5765	83.2	1.75	1.86	NO	39	1355	1702352	1.000	1.0	MM
78	86	5:3 FTCA	5.18	56943	46285	34531	125.000	95.830	0.0054	76.7	1.20	1.23	NO	423...	33	1065606	1.000	1.0	bb
79	86	7:3 FTCA	6.61	32443	46544	34531	125.000	93.569	0.1681	74.9	0.71	0.70	NO	680	600	1065606	1.000	1.0	MM
80	86	PFEESA	5.09	56968	5990	34531	5.000	5.224	0.0006	104.5	9.28	9.51	NO	235...	70	1065606	1.000	1.0	bb
81	85	PFMPA	2.61	68080		70607	10.000	10.553	0.1801	105.5				69	9338	1702352	1.000	1.0	bb
82	85	PFMBA	4.55	42969		70607	5.000	5.004	0.0014	100.1				109...	98	1702352	1.000	1.0	bb
83	86	NFDHA	4.88	949	805	34531	10.000	6.342	0.0085	63.4	0.94	1.18	NO	2519	13	1065606	1.000	1.0	MM
84	108	13C4-PFBA	1.61	221716		94487	40.000	41.094	0.0053	102.7				232...	142	1410380	1.000	1.0	bb
85	109	13C5-PFPeA	4.29	70607		48130	20.000	17.846	0.1318	89.2				319	5333	1476140	1.000	1.0	db
86	109	13C5-PFHxA	4.93	34531	1652	48130	10.000	10.259	0.0006	102.6	23.32	20.91	NO	504...	21	1476140	1.000	1.0	bb
87	110	13C4-PFHpA	5.37	46751		13051	10.000	10.802	0.0011	108.0				456...	27	234014	1.000	1.0	bb
88	110	13C8-PFOA	5.98	47112		13051	10.000	9.685	0.0019	96.9				150...	56	234014	1.000	1.0	bb
89	111	13C9-PFNA	6.84	23924		21729	5.000	4.799	0.0018	96.0				8052	54	385154	1.000	1.0	bb
90	112	13C6-PFDA	7.45	24404		23373	5.000	5.188	0.0023	103.8				6962	81	530911	1.000	1.0	bd
91	112	13C7-PFUnA	7.81	24328		23373	5.000	4.766	0.0044	95.3				3833	172	530911	1.000	1.0	bb
92	112	13C2-PFDoA	8.06	20285		23373	5.000	4.616	0.0014	92.3				115...	47	530911	1.000	1.0	bb
93	112	13C2-PFTeDA	8.65	16118		23373	5.000	4.182	0.0030	83.6				3724	88	530911	1.000	1.0	bb
94	113	13C3-PFBS	4.87	36823	12918	26678	10.030	11.100	0.0021	110.7	2.73	2.85	NO	285...	39	447346	1.000	1.0	bb
95	113	13C3-PFHxS	6.04	30321	12862	26678	10.015	10.019	0.0010	100.0	2.38	2.36	NO	306...	17	447346	1.000	1.0	bb
96	114	13C8-PFOS	7.54	28469	12592	26973	10.062	11.622	0.0011	115.5	2.33	2.26	NO	324...	20	598763	1.000	1.0	bb
97	115	13C2-4:2 FTS	4.82	38987	23027	30235	20.168	23.556	0.0060	116.8	1.62	1.69	NO	171...	69	627825	1.000	1.0	bb
98	115	13C2-6:2 FTS	5.74	27918	13196	30235	19.998	20.329	0.0114	101.7	1.88	2.12	NO	5247	109	627825	1.000	1.0	dd
99	115	13C2-8:2 FTS	7.26	35302	11111	30235	20.040	16.247	0.0020	81.1	3.76	3.18	NO	236...	31	627825	1.000	1.0	bb
1...	114	13C8-PFOSA	8.72	50460		26973	10.000	10.295	0.0021	102.9				131...	75	598763	1.000	1.0	bb
1...	114	D3-N-MeFOSA	10.12	5977		26973	10.000	7.961	0.0135	79.6				2312	75	598763	1.000	1.0	bb
1...	114	D5-N-EtFOSA	10.40	5906		26973	10.000	7.850	0.0162	78.5				2011	90	598763	1.000	1.0	bb
1...	115	D3-MeFOSAA	7.53	17677		30235	20.000	12.243	0.0034	61.2				124...	34	627825	1.000	1.0	bb
1...	115	D5-EtFOSAA	7.68	15508		30235	20.000	13.085	0.0050	65.4				9630	41	627825	1.000	1.0	dd
1...	114	D7-N-MeFOSE	9.98	367905		26973	100.000	73.686	0.0149	73.7				189...	549	598763	1.000	1.0	bb

PV by TCH, SV by BRA 13-Jan-22, Conc. & LOD unit = ng for Inst QC, ng/mL for SPM, ng/L for samples

Quantify Sample Report **MassLynx MassLynx V4.1 SCN909**
SGS Axys Analytical Services, Ltd.

Dataset: G:\Masslynx\Inst_L\PFAS\quanfile\FC2L_008-b.qld

Last Altered: Tuesday, January 11, 2022 20:21:00 Pacific Standard Time
Printed: Thursday, January 13, 2022 11:28:03 Pacific Standard Time

ID: FC046E2-CAL,, /01, Name: FC2L_008S16, Description: 1,,2uL, Date: 11-Jan-2022, Time: 00:30:47

#	IS#	Name	RT	Area	Confirm. Ion Area	IS Area	Std. Conc	Conc.	LOD	%Rec	Ratio (Pr...	Ratio	Ratio Fail(Y...	S/N	Noi...	IS Height	Samp. size	F2	Fla...
1...	114	D9-N-EtFOSE	10.28	449236		26973	100.000	69.558	0.0056	69.6				505...	266	598763	1.000	1.0	bb
1...	109	13C3-HFPO-DA	5.08	54036	23572	48130	40.000	34.409	0.0010	86.0	2.64	2.29	NO	933...	15	1476140	1.000	1.0	bb
1...		13C3-PFBA	1.61	94487			20.000	19.193	0.0050	96.0				115...	122		1.000	1.0	bb
1...		13C2-PFHxA	4.93	48130	1975		10.000	8.808	0.0003	88.1	35.50	24.37	NO	870...	17		1.000	1.0	bb
110		13C4-PFOA	5.99	13051			10.000	9.940	0.0014	99.4				207...	11		1.000	1.0	bb
111		13C5-PFNA	6.84	21729			5.000	4.697	0.0020	93.9				7218	53		1.000	1.0	dd
112		13C2-PFDA	7.45	23373			5.000	4.528	0.0022	90.6				6190	86		1.000	1.0	dd
113		18O2-PFHxS	6.04	26678			10.050	9.382	0.0013	93.4				213...	21		1.000	1.0	bb
114		13C4-PFOS	7.54	26973	13106		10.150	8.737	0.0058	86.1	2.17	2.06	NO	4508	133		1.000	1.0	bd
115		13C2-D4-6:2 F...	5.73	30235	10851		20.000	47.149	0.0073	235.7	2.50	2.79	NO	192...	33		1.000	1.0	bb

PV by TCH, SV by BRA 13-Jan-22, Conc. & LOD unit = ng for Inst QC, ng/mL for SPM, ng/L for samples

Quantify Sample Report **MassLynx MassLynx V4.1 SCN909**
SGS Axys Analytical Services, Ltd.

Dataset: G:\Masslynx\Inst_L\PFAS\quanfile\FC2L_008-b.qld

Last Altered: Tuesday, January 11, 2022 20:21:00 Pacific Standard Time
Printed: Thursday, January 13, 2022 11:21:10 Pacific Standard Time

Method: G:\Masslynx\Master Methods\MassLynx SCN 909\UPLC\FC_110_UPLC_15DoD.mdb 10 Jun 2021 10:20:13
Calibration: G:\Masslynx\Inst_L\PFAS\curve\FC1L_080-A6.cdb 09 Jun 2021 14:38:41

ID: FC048A-CAL,, /01 branched, Name: FC2L_008S17, Description: 1,,2uL, Date: 11-Jan-2022, Time: 00:43:53

PFBA

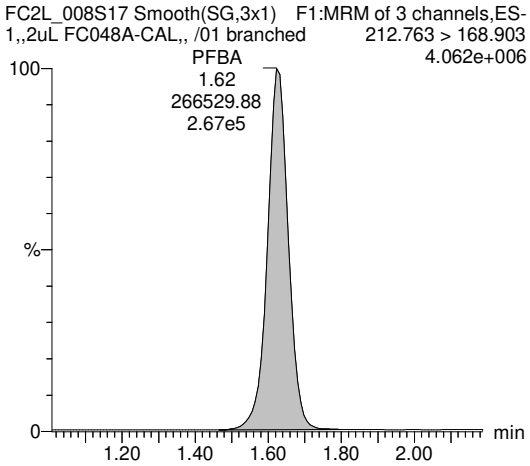

PFPeA

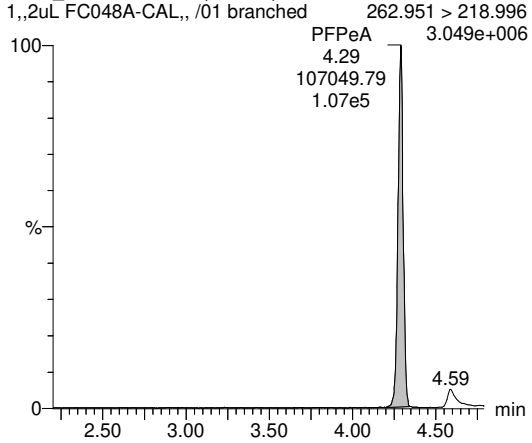

PFHxA

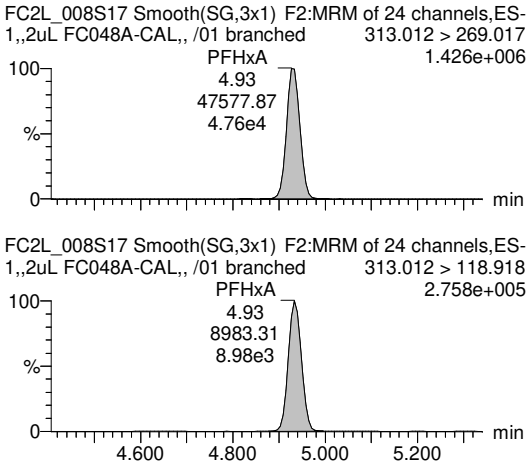

PFHpA

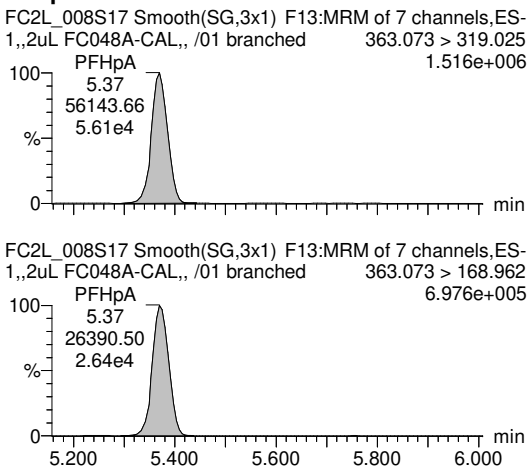

PFOA-I

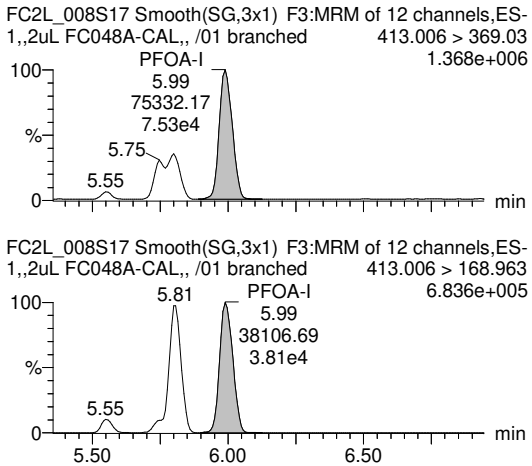

PFOA-II

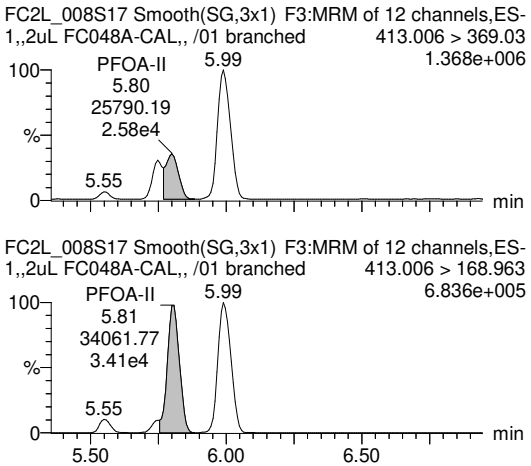

PV by TCH, SV by BRA 13-Jan-22, Conc. & LOD unit = ng for Inst QC, ng/mL for SPM, ng/L for samples

Quantify Sample Report **MassLynx MassLynx V4.1 SCN909**
SGS Axys Analytical Services, Ltd.

Dataset: G:\Masslynx\Inst_L\PFAS\quanfile\FC2L_008-b.qld

Last Altered: Tuesday, January 11, 2022 20:21:00 Pacific Standard Time
Printed: Thursday, January 13, 2022 11:21:10 Pacific Standard Time

ID: FC048A-CAL,, /01 branched, Name: FC2L_008S17, Description: 1,,2uL, Date: 11-Jan-2022, Time: 00:43:53

PFOA-III

FC2L_008S17 Smooth(SG,3x1) F3:MRM of 12 channels,ES-
1,,2uL FC048A-CAL,, /01 branched 413.006 > 369.03
1.368e+006

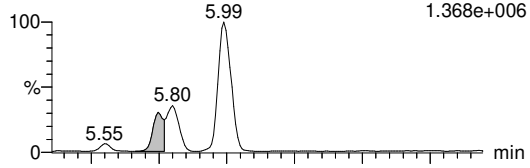

FC2L_008S17 Smooth(SG,3x1) F3:MRM of 12 channels,ES-
1,,2uL FC048A-CAL,, /01 branched 413.006 > 168.963
6.836e+005

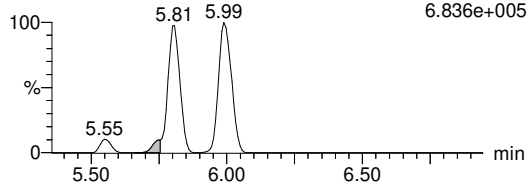

PFOA-IV

FC2L_008S17 Smooth(SG,3x1) F3:MRM of 12 channels,ES-
1,,2uL FC048A-CAL,, /01 branched 413.006 > 369.03
1.368e+006

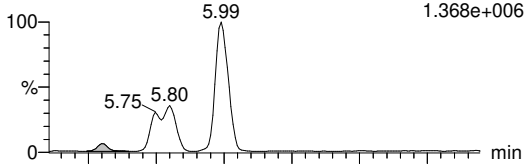

FC2L_008S17 Smooth(SG,3x1) F3:MRM of 12 channels,ES-
1,,2uL FC048A-CAL,, /01 branched 413.006 > 168.963
6.836e+005

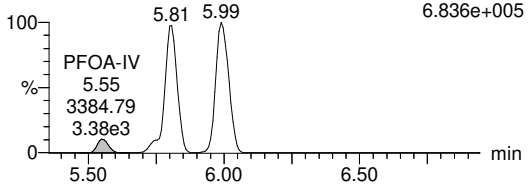

PFOA-SUM

FC2L_008S17 Smooth(SG,3x1) F3:MRM of 12 channels,ES-
1,,2uL FC048A-CAL,, /01 branched 413.006 > 369.03
1.368e+006

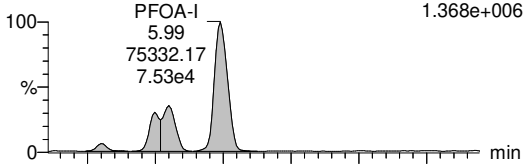

FC2L_008S17 Smooth(SG,3x1) F3:MRM of 12 channels,ES-
1,,2uL FC048A-CAL,, /01 branched 413.006 > 168.963
6.836e+005

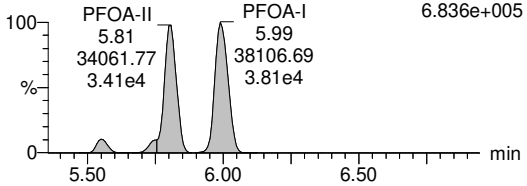

PFOA

FC2L_008S17 Smooth(SG,3x1) F3:MRM of 12 channels,ES-
1,,2uL FC048A-CAL,, /01 branched 413.006 > 369.03
1.368e+006

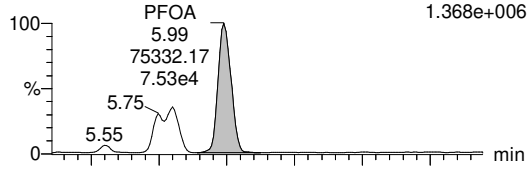

FC2L_008S17 Smooth(SG,3x1) F3:MRM of 12 channels,ES-
1,,2uL FC048A-CAL,, /01 branched 413.006 > 168.963
6.836e+005

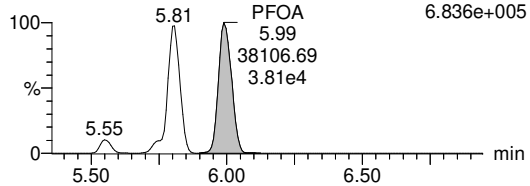

PFNA-I

FC2L_008S17 Smooth(SG,3x1) F4:MRM of 7 channels,ES-
1,,2uL FC048A-CAL,, /01 branched 463.002 > 418.97
9.611e+005

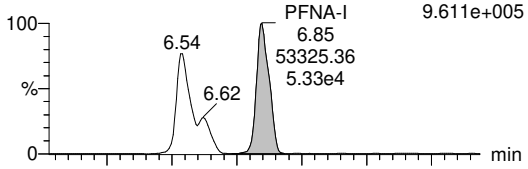

FC2L_008S17 Smooth(SG,3x1) F4:MRM of 7 channels,ES-
1,,2uL FC048A-CAL,, /01 branched 463.002 > 218.968
3.527e+005

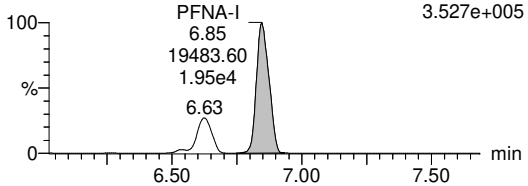

PFNA-II

FC2L_008S17 Smooth(SG,3x1) F4:MRM of 7 channels,ES-
1,,2uL FC048A-CAL,, /01 branched 463.002 > 418.97
9.611e+005

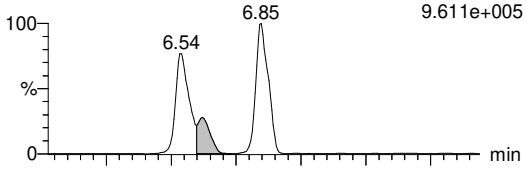

FC2L_008S17 Smooth(SG,3x1) F4:MRM of 7 channels,ES-
1,,2uL FC048A-CAL,, /01 branched 463.002 > 218.968
3.527e+005

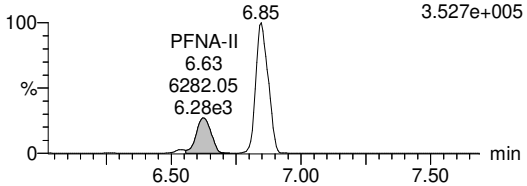

PV by TCH, SV by BRA 13-Jan-22, Conc. & LOD unit = ng for Inst QC, ng/mL for SPM, ng/L for samples

Quantify Sample Report **MassLynx MassLynx V4.1 SCN909**
SGS Axys Analytical Services, Ltd.

Dataset: G:\Masslynx\Inst_L\PFAS\quanfile\FC2L_008-b.qld

Last Altered: Tuesday, January 11, 2022 20:21:00 Pacific Standard Time
Printed: Thursday, January 13, 2022 11:21:10 Pacific Standard Time

ID: FC048A-CAL,, /01 branched, Name: FC2L_008S17, Description: 1,,2uL, Date: 11-Jan-2022, Time: 00:43:53

PFNA-III

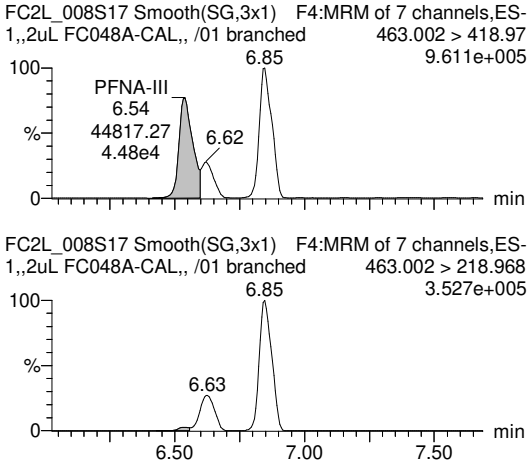

PFNA-SUM

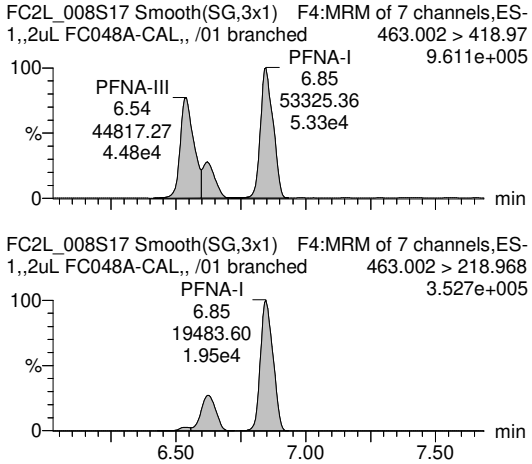

PFNA

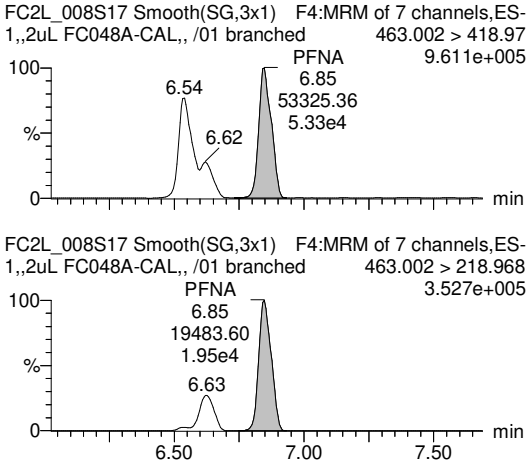

PFDA

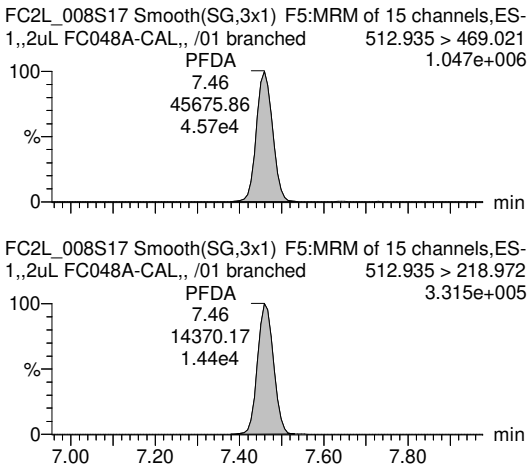

PFUnA

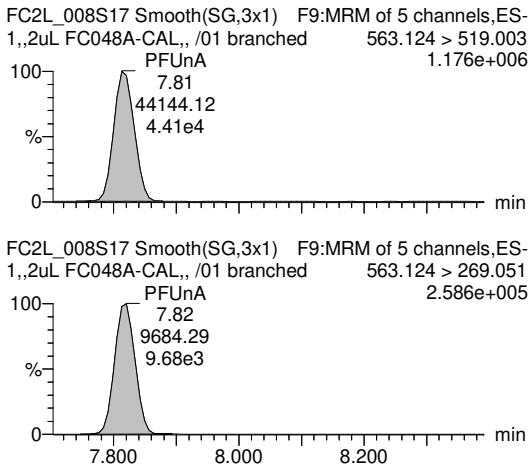

PFDoA

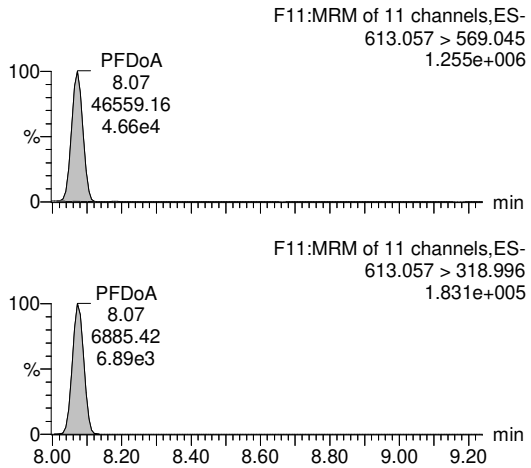

PV by TCH, SV by BRA 13-Jan-22, Conc. & LOD unit = ng for Inst QC, ng/mL for SPM, ng/L for samples

Quantify Sample Report **MassLynx MassLynx V4.1 SCN909**
SGS Axys Analytical Services, Ltd.

Dataset: G:\Masslynx\Inst_L\PFAS\quanfile\FC2L_008-b.qld

Last Altered: Tuesday, January 11, 2022 20:21:00 Pacific Standard Time
Printed: Thursday, January 13, 2022 11:21:10 Pacific Standard Time

ID: FC048A-CAL,, /01 branched, Name: FC2L_008S17, Description: 1,,2uL, Date: 11-Jan-2022, Time: 00:43:53

PFTrDA

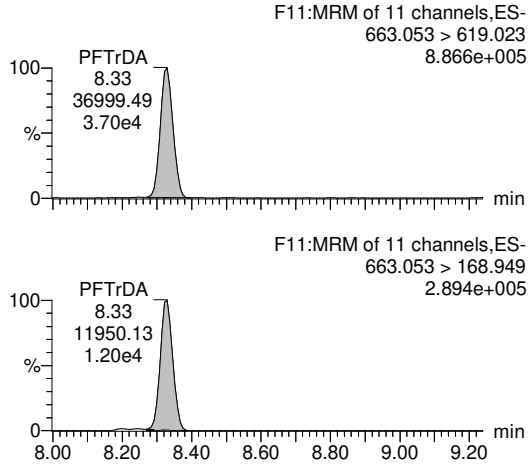

PFTeDA

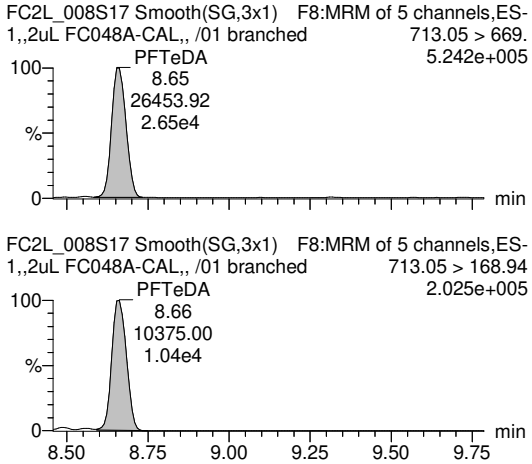

PFBS

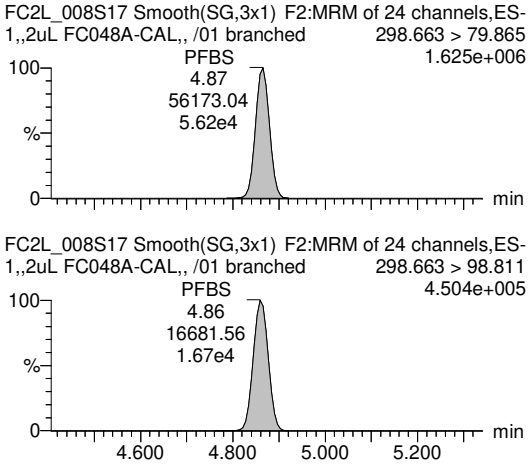

PFPeS

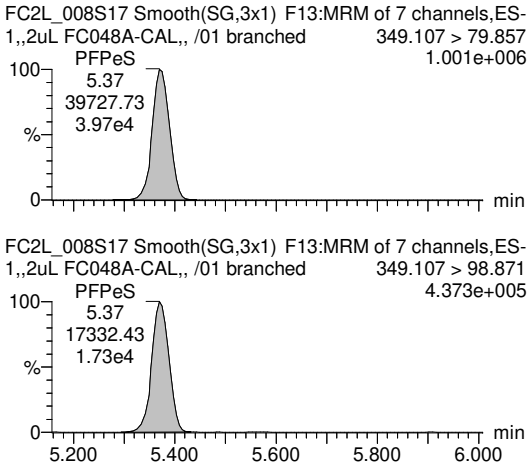

PFHxS-I

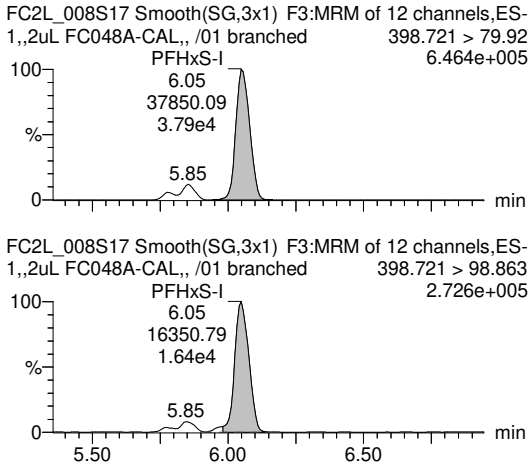

PFHxS-II

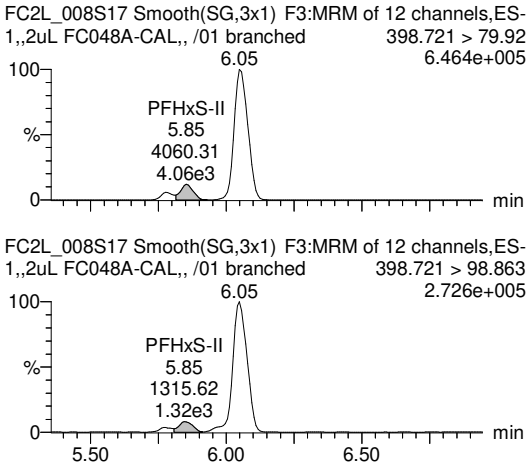

PV by TCH, SV by BRA 13-Jan-22, Conc. & LOD unit = ng for Inst QC, ng/mL for SPM, ng/L for samples

Quantify Sample Report **MassLynx MassLynx V4.1 SCN909**
SGS Axys Analytical Services, Ltd.

Dataset: G:\Masslynx\Inst_L\PFAS\quanfile\FC2L_008-b.qld

Last Altered: Tuesday, January 11, 2022 20:21:00 Pacific Standard Time
Printed: Thursday, January 13, 2022 11:21:10 Pacific Standard Time

ID: FC048A-CAL,, /01 branched, Name: FC2L_008S17, Description: 1,,2uL, Date: 11-Jan-2022, Time: 00:43:53

PFHxS-III

FC2L_008S17 Smooth(SG,3x1) F3:MRM of 12 channels,ES-
1,,2uL FC048A-CAL,, /01 branched 398.721 > 79.92
6.464e+005

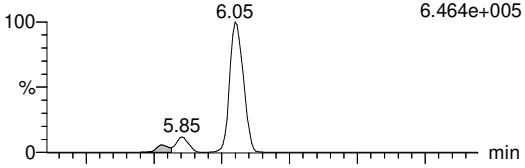

FC2L_008S17 Smooth(SG,3x1) F3:MRM of 12 channels,ES-
1,,2uL FC048A-CAL,, /01 branched 398.721 > 98.863
2.726e+005

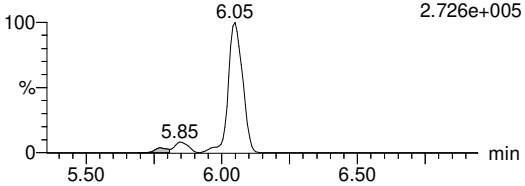

PFHxS-SUM

FC2L_008S17 Smooth(SG,3x1) F3:MRM of 12 channels,ES-
1,,2uL FC048A-CAL,, /01 branched 398.721 > 79.92
6.464e+005

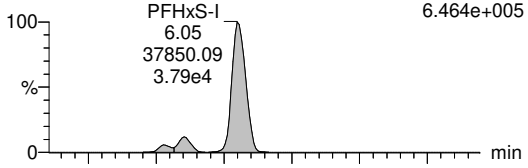

FC2L_008S17 Smooth(SG,3x1) F3:MRM of 12 channels,ES-
1,,2uL FC048A-CAL,, /01 branched 398.721 > 98.863
2.726e+005

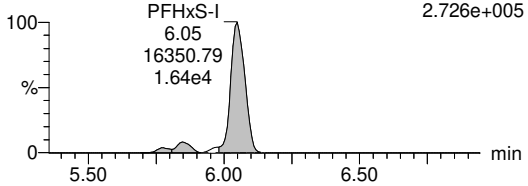

PFHxS

FC2L_008S17 Smooth(SG,3x1) F3:MRM of 12 channels,ES-
1,,2uL FC048A-CAL,, /01 branched 398.721 > 79.92
6.464e+005

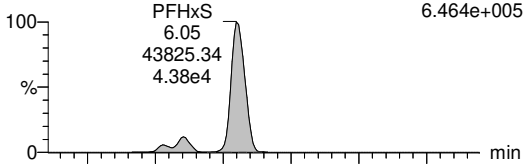

FC2L_008S17 Smooth(SG,3x1) F3:MRM of 12 channels,ES-
1,,2uL FC048A-CAL,, /01 branched 398.721 > 98.863
2.726e+005

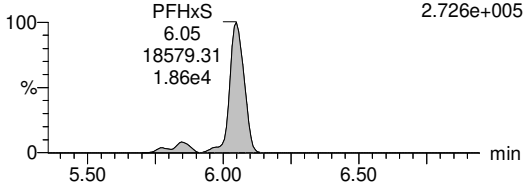

PFHpS

FC2L_008S17 Smooth(SG,3x1) F4:MRM of 7 channels,ES-
1,,2uL FC048A-CAL,, /01 branched 449.036 > 79.857
5.899e+005

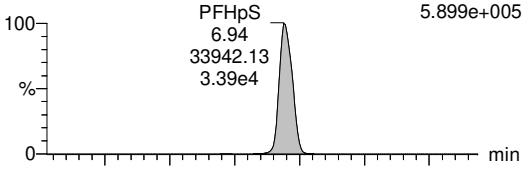

FC2L_008S17 Smooth(SG,3x1) F4:MRM of 7 channels,ES-
1,,2uL FC048A-CAL,, /01 branched 449.036 > 98.8
2.847e+005

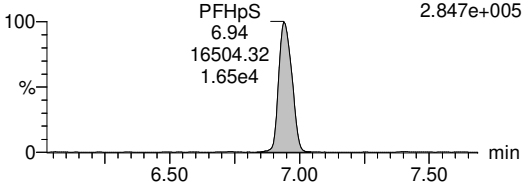

PFOS-I

FC2L_008S17 Smooth(SG,3x1) F5:MRM of 15 channels,ES-
1,,2uL FC048A-CAL,, /01 branched 498.906 > 79.856
7.043e+005

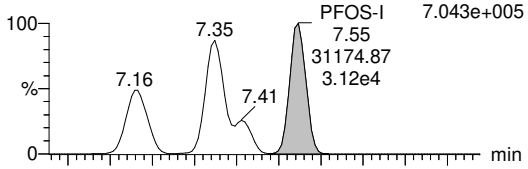

FC2L_008S17 Smooth(SG,3x1) F5:MRM of 15 channels,ES-
1,,2uL FC048A-CAL,, /01 branched 498.906 > 98.801
3.042e+005

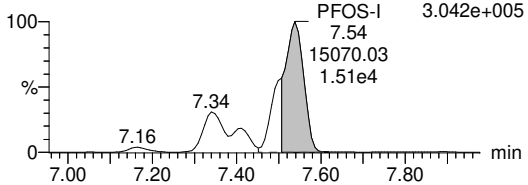

PFOS-II

FC2L_008S17 Smooth(SG,3x1) F5:MRM of 15 channels,ES-
1,,2uL FC048A-CAL,, /01 branched 498.906 > 79.856
7.043e+005

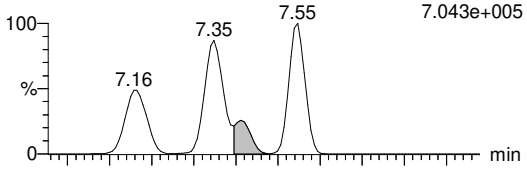

FC2L_008S17 Smooth(SG,3x1) F5:MRM of 15 channels,ES-
1,,2uL FC048A-CAL,, /01 branched 498.906 > 98.801
3.042e+005

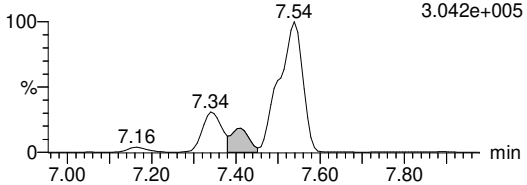

PV by TCH, SV by BRA 13-Jan-22, Conc. & LOD unit = ng for Inst QC, ng/mL for SPM, ng/L for samples

Quantify Sample Report **MassLynx MassLynx V4.1 SCN909**
SGS Axys Analytical Services, Ltd.

Dataset: G:\Masslynx\Inst_L\PFAS\quanfile\FC2L_008-b.qld

Last Altered: Tuesday, January 11, 2022 20:21:00 Pacific Standard Time
Printed: Thursday, January 13, 2022 11:21:10 Pacific Standard Time

ID: FC048A-CAL,, /01 branched, Name: FC2L_008S17, Description: 1,,2uL, Date: 11-Jan-2022, Time: 00:43:53

PFOS-III

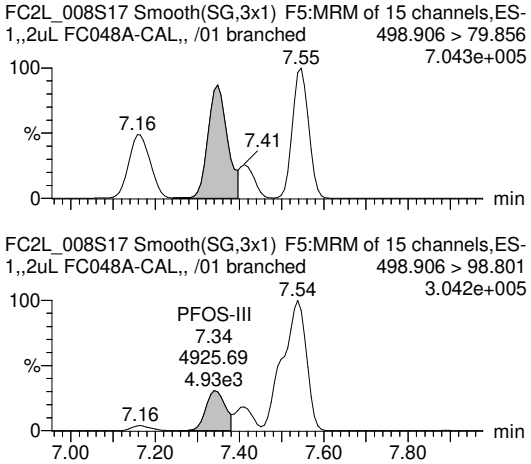

PFOS-IV

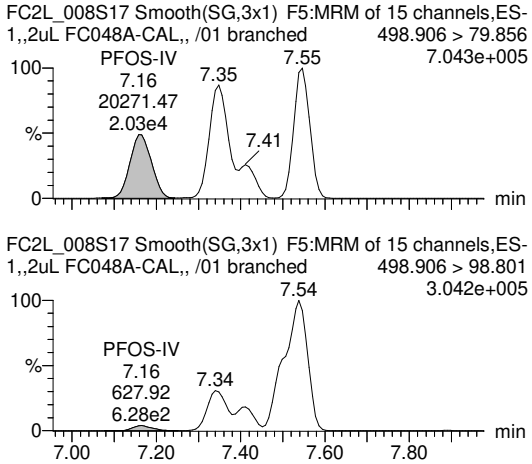

PFOS-SUM

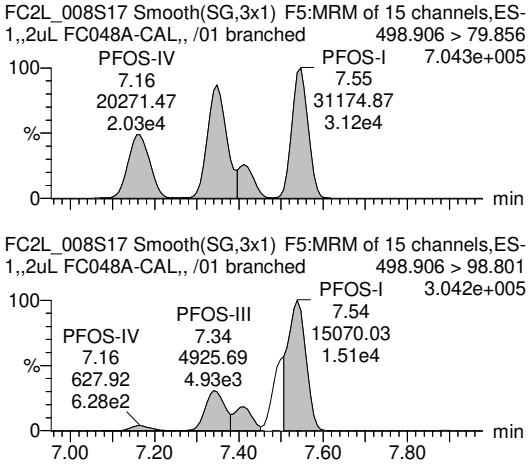

PFOS

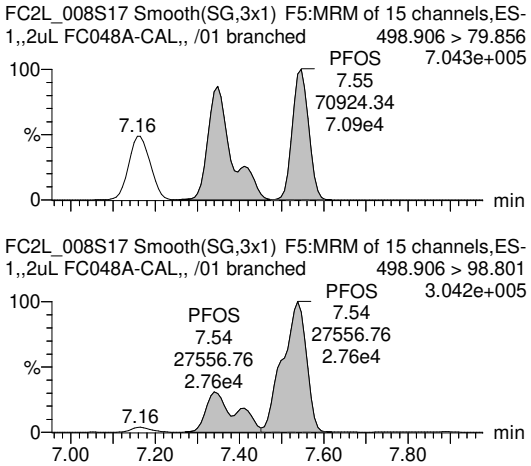

PFNS

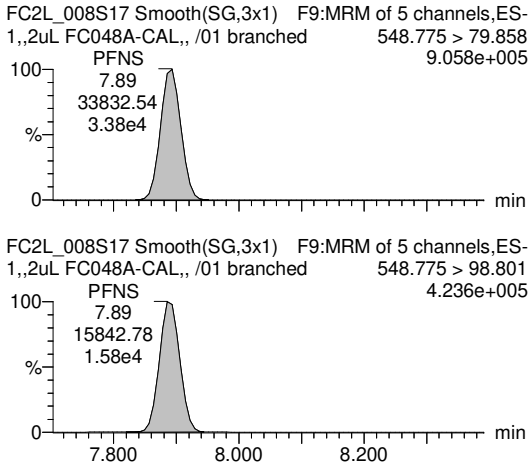

PFDS

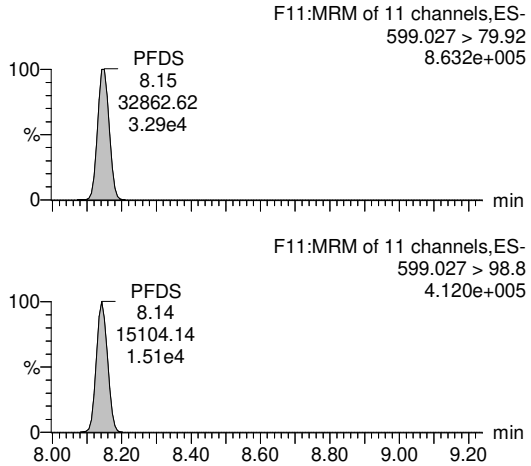

PV by TCH, SV by BRA 13-Jan-22, Conc. & LOD unit = ng for Inst QC, ng/mL for SPM, ng/L for samples

Quantify Sample Report **MassLynx MassLynx V4.1 SCN909**
SGS Axys Analytical Services, Ltd.

Dataset: G:\Masslynx\Inst_L\PFAS\quanfile\FC2L_008-b.qld

Last Altered: Tuesday, January 11, 2022 20:21:00 Pacific Standard Time
Printed: Thursday, January 13, 2022 11:21:10 Pacific Standard Time

ID: FC048A-CAL,, /01 branched, Name: FC2L_008S17, Description: 1,,2uL, Date: 11-Jan-2022, Time: 00:43:53

PFDoS

FC2L_008S17 Smooth(SG,3x1) F8:MRM of 5 channels,ES-
1,,2uL FC048A-CAL,, /01 branched 699.084 > 79.856
4.919e+005

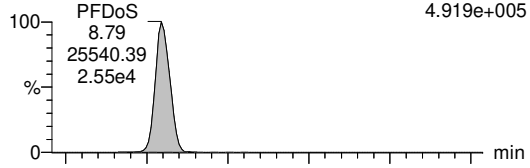

FC2L_008S17 Smooth(SG,3x1) F8:MRM of 5 channels,ES-
1,,2uL FC048A-CAL,, /01 branched 699.084 > 98.8
2.242e+005

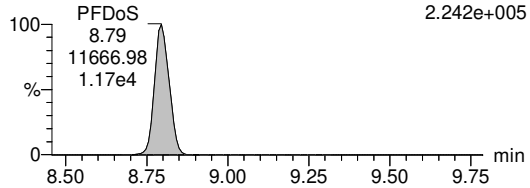

4:2 FTS

FC2L_008S17 Smooth(SG,3x1) F2:MRM of 24 channels,ES-
1,,2uL FC048A-CAL,, /01 branched 327.077 > 307.017
1.319e+006

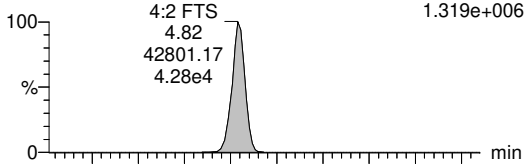

FC2L_008S17 Smooth(SG,3x1) F2:MRM of 24 channels,ES-
1,,2uL FC048A-CAL,, /01 branched 327.077 > 80.85
2.718e+006

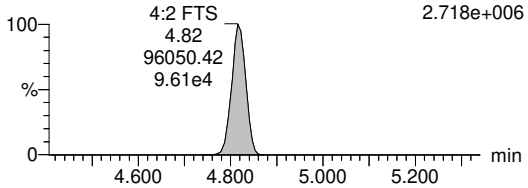

6:2 FTS

FC2L_008S17 Smooth(SG,3x1) F12:MRM of 6 channels,ES-
1,,2uL FC048A-CAL,, /01 branched 427.071 > 407.024
5.746e+005

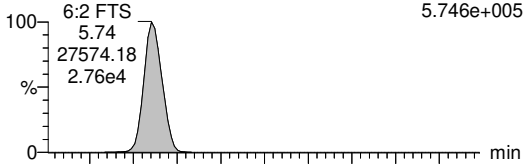

FC2L_008S17 Smooth(SG,3x1) F12:MRM of 6 channels,ES-
1,,2uL FC048A-CAL,, /01 branched 427.071 > 80.9
1.378e+006

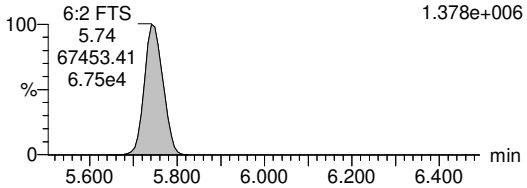

8:2 FTS

FC2L_008S17 Smooth(SG,3x1) F6:MRM of 4 channels,ES-
1,,2uL FC048A-CAL,, /01 branched 527.065 > 506.997
4.956e+005

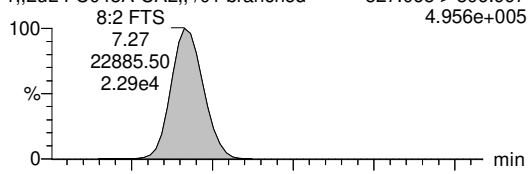

FC2L_008S17 Smooth(SG,3x1) F6:MRM of 4 channels,ES-
1,,2uL FC048A-CAL,, /01 branched 527.065 > 80.75
9.381e+005

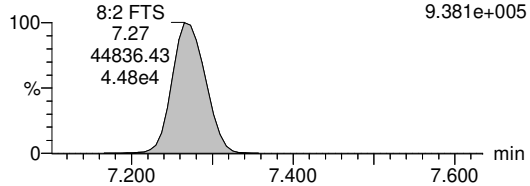

PFOSA-I

F11:MRM of 11 channels,ES-
498.113 > 77.902
9.350e+005

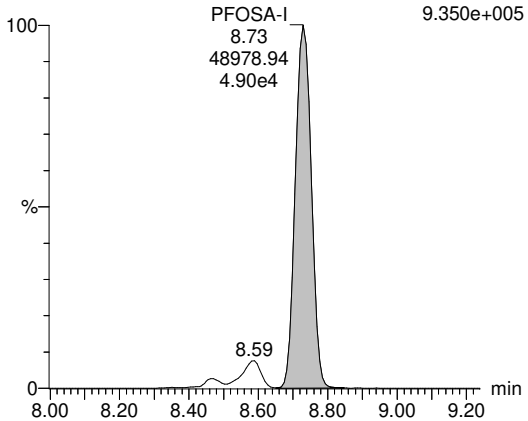

PFOSA-II

F11:MRM of 11 channels,ES-
498.113 > 77.902
9.350e+005

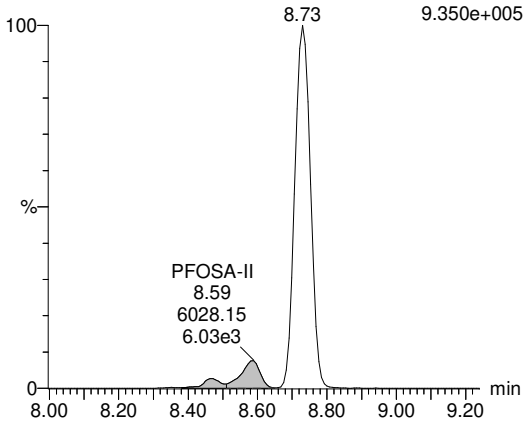

PV by TCH, SV by BRA 13-Jan-22, Conc. & LOD unit = ng for Inst QC, ng/mL for SPM, ng/L for samples

Quantify Sample Report **MassLynx MassLynx V4.1 SCN909**
SGS Axys Analytical Services, Ltd.

Dataset: G:\Masslynx\Inst_L\PFAS\quanfile\FC2L_008-b.qld

Last Altered: Tuesday, January 11, 2022 20:21:00 Pacific Standard Time
Printed: Thursday, January 13, 2022 11:21:10 Pacific Standard Time

ID: FC048A-CAL,, /01 branched, Name: FC2L_008S17, Description: 1,,2uL, Date: 11-Jan-2022, Time: 00:43:53

PFOSA-SUM

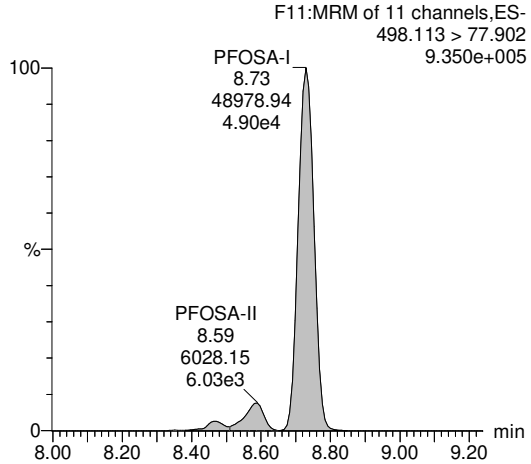

PFOSA

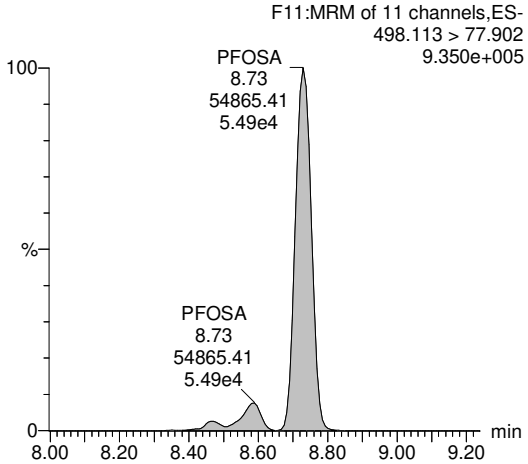

N-MeFOSA-I

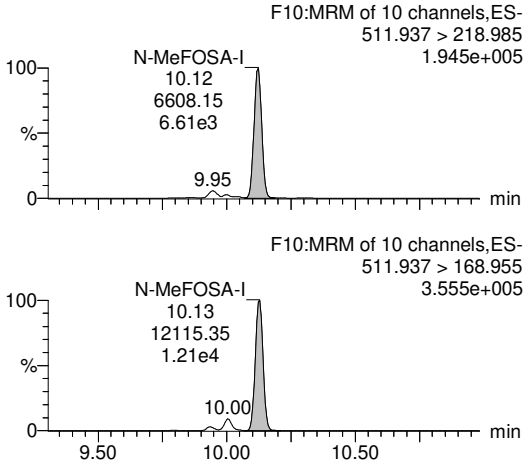

N-MeFOSA-II

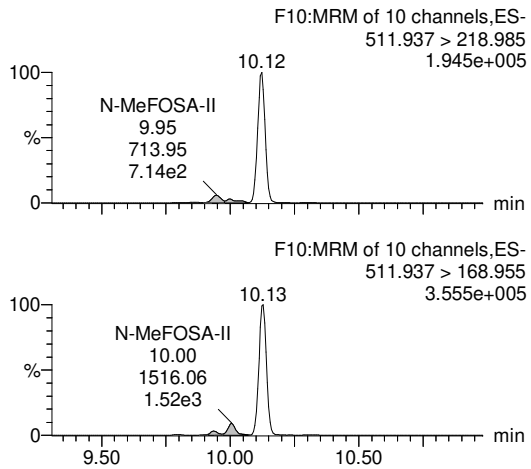

N-MeFOSA-SUM

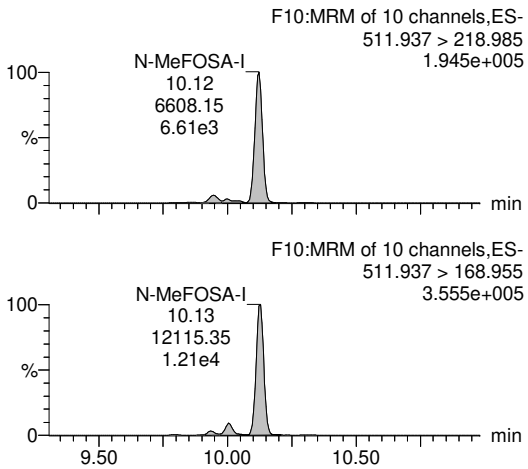

N-MeFOSA

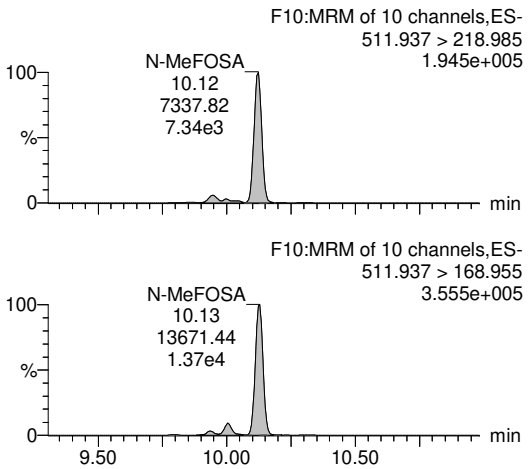

PV by TCH, SV by BRA 13-Jan-22, Conc. & LOD unit = ng for Inst QC, ng/mL for SPM, ng/L for samples

Quantify Sample Report **MassLynx MassLynx V4.1 SCN909**
SGS Axys Analytical Services, Ltd.

Dataset: G:\Masslynx\Inst_L\PFAS\quanfile\FC2L_008-b.qld

Last Altered: Tuesday, January 11, 2022 20:21:00 Pacific Standard Time
Printed: Thursday, January 13, 2022 11:21:10 Pacific Standard Time

ID: FC048A-CAL,, /01 branched, Name: FC2L_008S17, Description: 1,,2uL, Date: 11-Jan-2022, Time: 00:43:53

N-EtFOSA-I

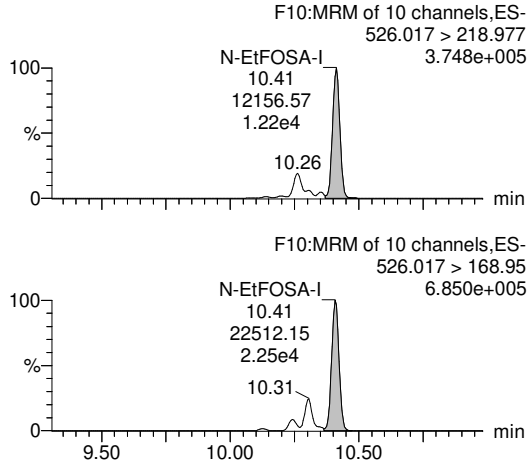

N-EtFOSA-II

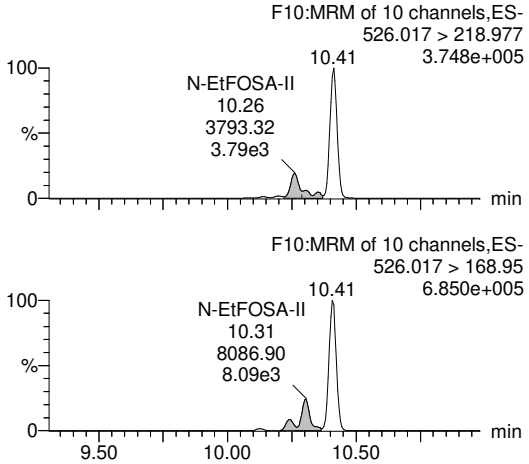

N-EtFOSA-SUM

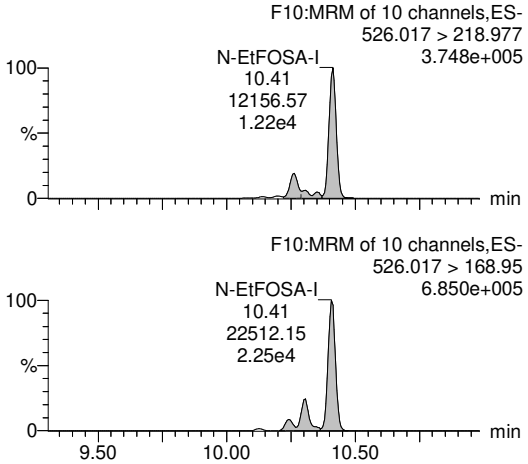

N-EtFOSA

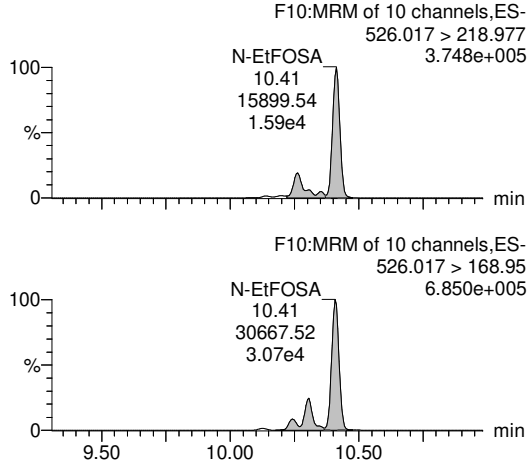

MeFOSAA-I

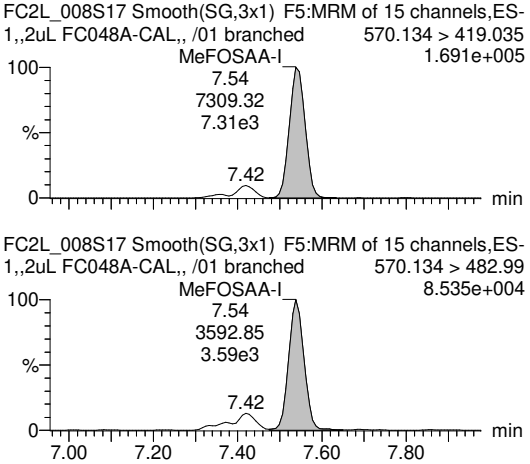

MeFOSAA-II

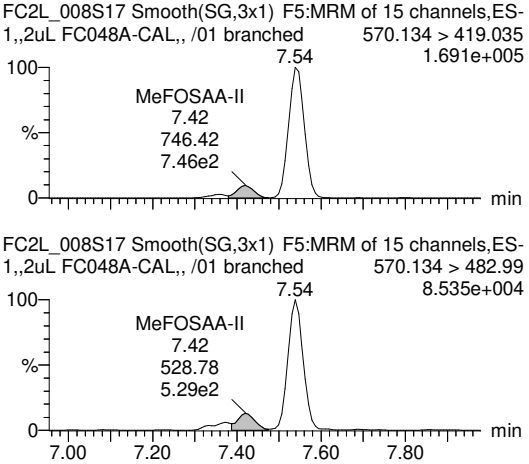

PV by TCH, SV by BRA 13-Jan-22, Conc. & LOD unit = ng for Inst QC, ng/mL for SPM, ng/L for samples

Quantify Sample Report **MassLynx MassLynx V4.1 SCN909**
SGS Axys Analytical Services, Ltd.

Dataset: G:\Masslynx\Inst_L\PFAS\quanfile\FC2L_008-b.qld

Last Altered: Tuesday, January 11, 2022 20:21:00 Pacific Standard Time
Printed: Thursday, January 13, 2022 11:21:10 Pacific Standard Time

ID: FC048A-CAL,, /01 branched, Name: FC2L_008S17, Description: 1,,2uL, Date: 11-Jan-2022, Time: 00:43:53

MeFOSAA-III

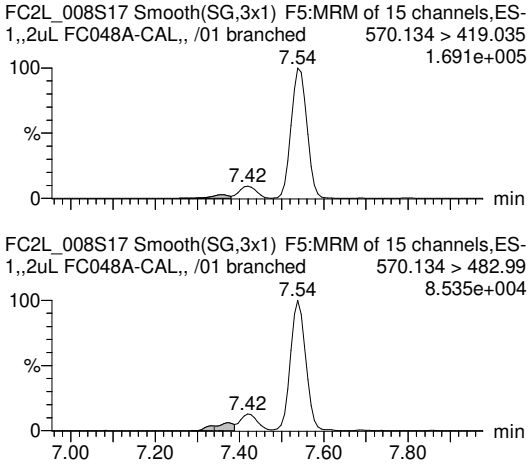

MeFOSAA-SUM

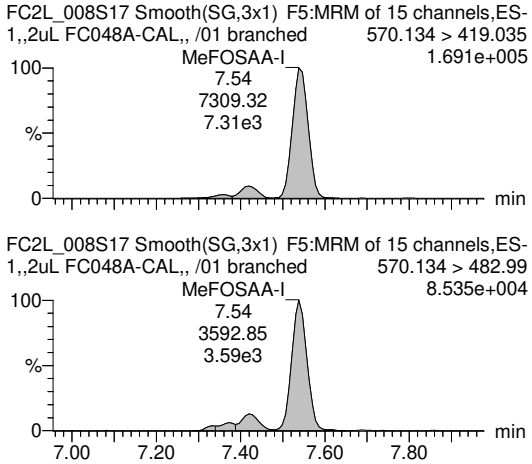

MeFOSAA

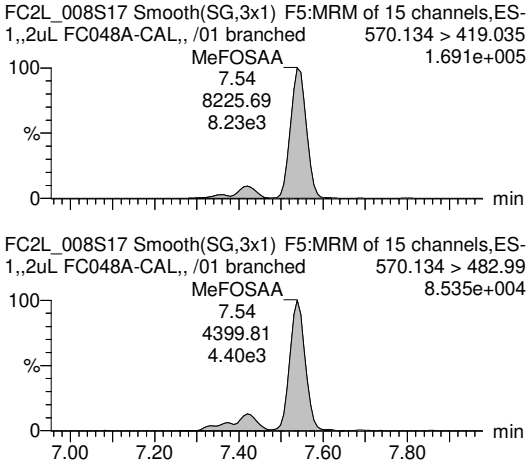

EtFOSAA-I

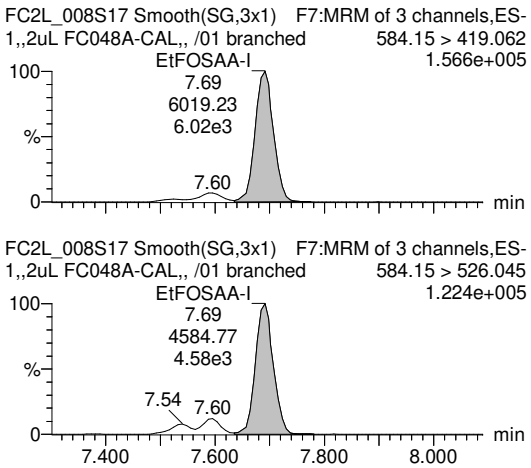

EtFOSAA-II

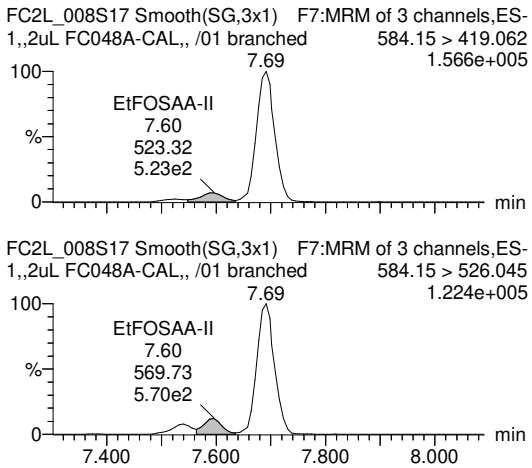

EtFOSAA-III

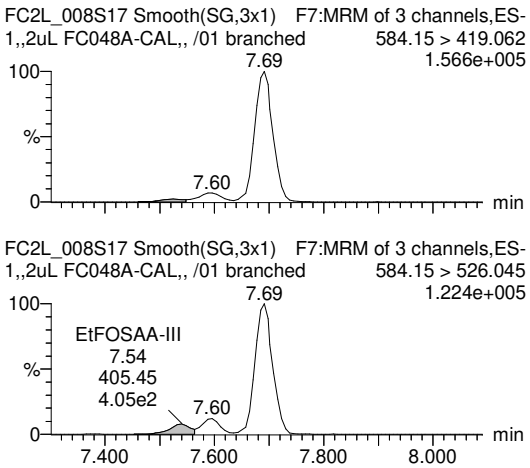

PV by TCH, SV by BRA 13-Jan-22, Conc. & LOD unit = ng for Inst QC, ng/mL for SPM, ng/L for samples

Quantify Sample Report **MassLynx MassLynx V4.1 SCN909**
SGS Axys Analytical Services, Ltd.

Dataset: G:\Masslynx\Inst_L\PFAS\quanfile\FC2L_008-b.qld

Last Altered: Tuesday, January 11, 2022 20:21:00 Pacific Standard Time
Printed: Thursday, January 13, 2022 11:21:10 Pacific Standard Time

ID: FC048A-CAL,, /01 branched, Name: FC2L_008S17, Description: 1,,2uL, Date: 11-Jan-2022, Time: 00:43:53

EtFOSAA-SUM

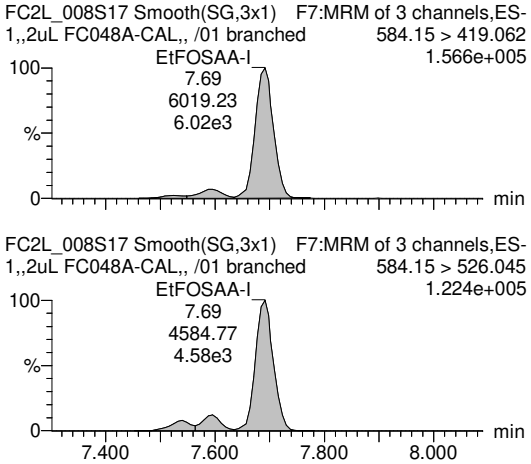

EtFOSAA

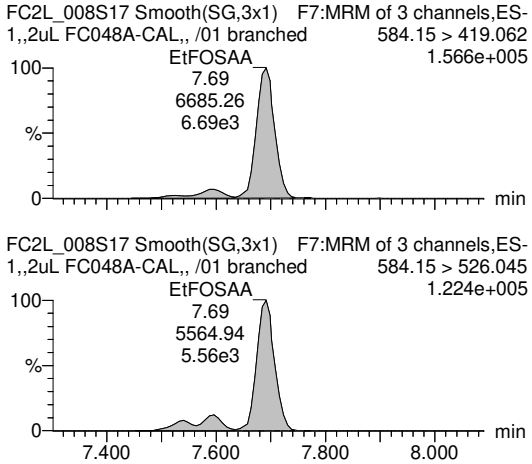

N-MeFOSE-I

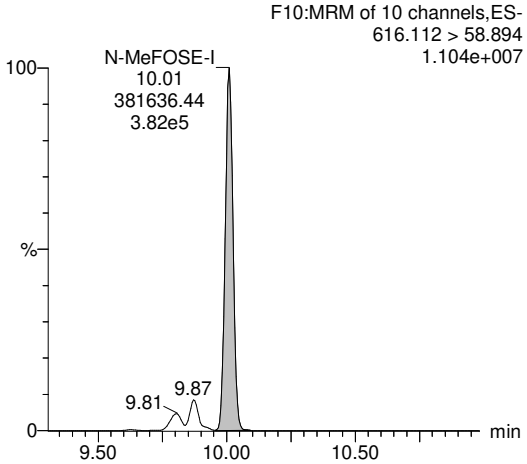

N-MeFOSE-II

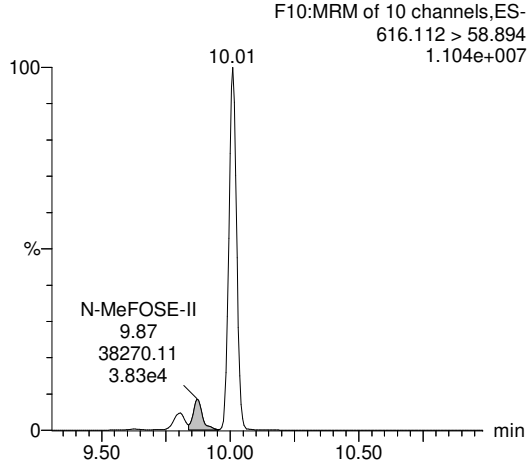

N-MeFOSE-III

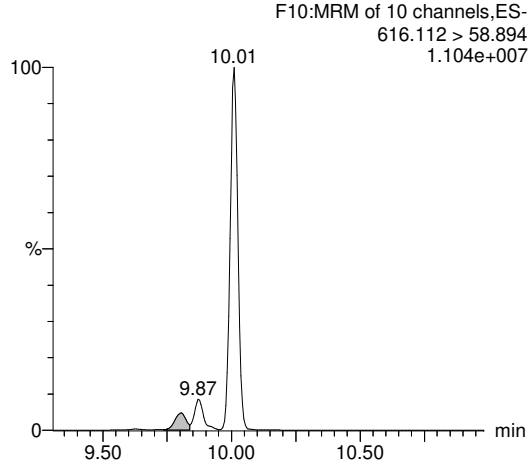

N-MeFOSE-SUM

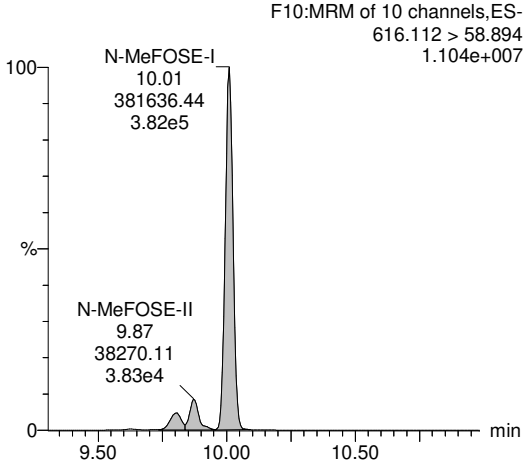

PV by TCH, SV by BRA 13-Jan-22, Conc. & LOD unit = ng for Inst QC, ng/mL for SPM, ng/L for samples

Quantify Sample Report **MassLynx MassLynx V4.1 SCN909**
SGS Axys Analytical Services, Ltd.

Dataset: G:\Masslynx\Inst_L\PFAS\quanfile\FC2L_008-b.qld

Last Altered: Tuesday, January 11, 2022 20:21:00 Pacific Standard Time
Printed: Thursday, January 13, 2022 11:21:10 Pacific Standard Time

ID: FC048A-CAL,, /01 branched, Name: FC2L_008S17, Description: 1,,2uL, Date: 11-Jan-2022, Time: 00:43:53

N-MeFOSE

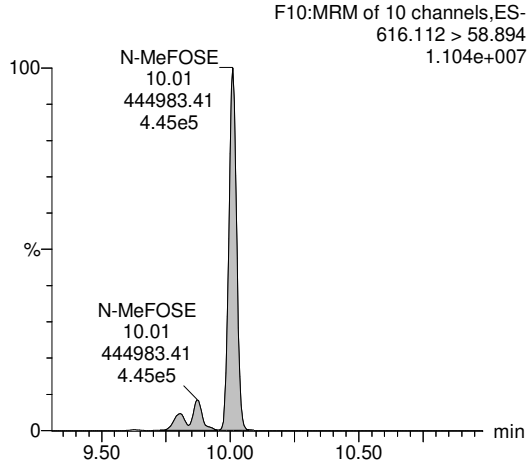

N-EtFOSE-I

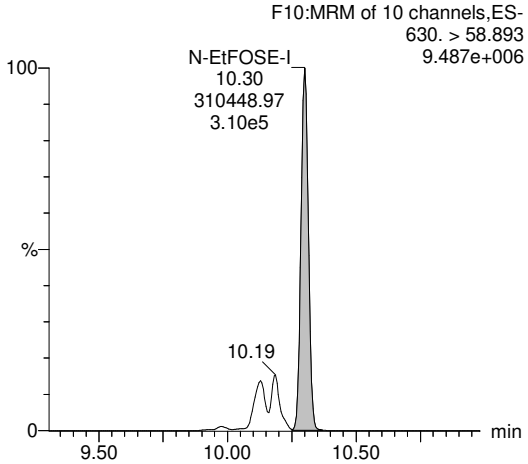

N-EtFOSE-II

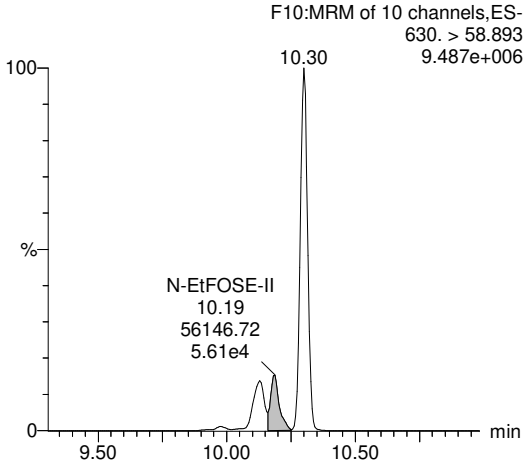

N-EtFOSE-III

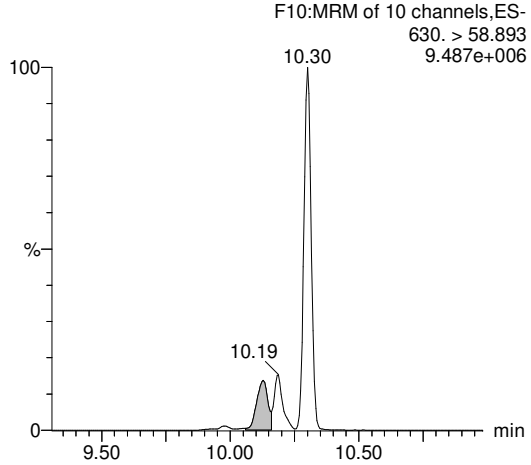

N-EtFOSE-SUM

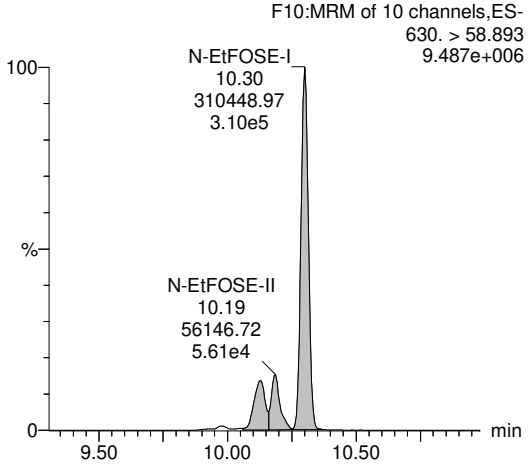

N-EtFOSE

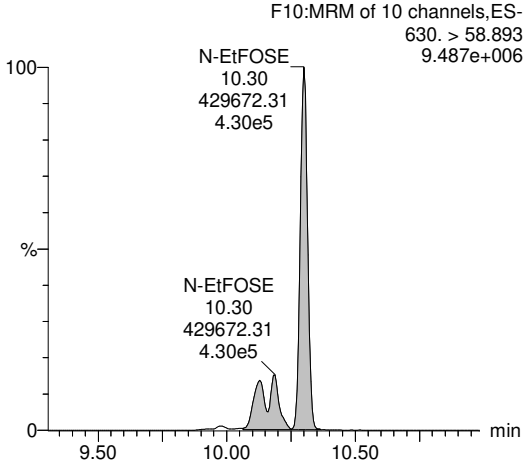

PV by TCH, SV by BRA 13-Jan-22, Conc. & LOD unit = ng for Inst QC, ng/mL for SPM, ng/L for samples

Quantify Sample Report **MassLynx MassLynx V4.1 SCN909**
SGS Axys Analytical Services, Ltd.

Dataset: G:\Masslynx\Inst_L\PFAS\quanfile\FC2L_008-b.qld

Last Altered: Tuesday, January 11, 2022 20:21:00 Pacific Standard Time
Printed: Thursday, January 13, 2022 11:21:10 Pacific Standard Time

ID: FC048A-CAL,, /01 branched, Name: FC2L_008S17, Description: 1,,2uL, Date: 11-Jan-2022, Time: 00:43:53

HFPO-DA

FC2L_008S17 Smooth(SG,3x1) F2:MRM of 24 channels,ES-
1,,2uL FC048A-CAL,, /01 branched 284.8894 > 168.9079
2.532e+006

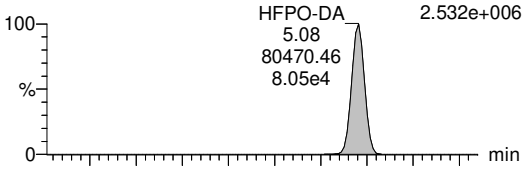

FC2L_008S17 Smooth(SG,3x1) F2:MRM of 24 channels,ES-
1,,2uL FC048A-CAL,, /01 branched 284.8894 > 184.9131
7.275e+005

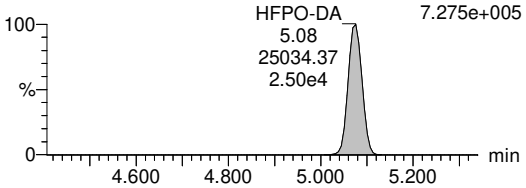

ADONA

FC2L_008S17 Smooth(SG,3x1) F13:MRM of 7 channels,ES-
1,,2uL FC048A-CAL,, /01 branched 376.88 > 250.937
1.247e+007

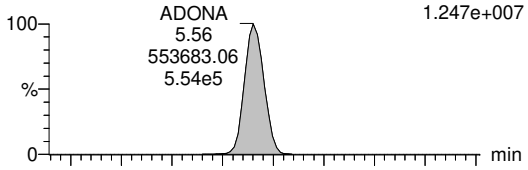

FC2L_008S17 Smooth(SG,3x1) F13:MRM of 7 channels,ES-
1,,2uL FC048A-CAL,, /01 branched 376.88 > 84.832
1.146e+007

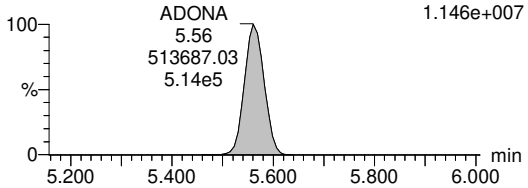

9Cl-PF3ONS

FC2L_008S17 Smooth(SG,3x1) F5:MRM of 15 channels,ES-
1,,2uL FC048A-CAL,, /01 branched 530.807 > 350.967
3.865e+006



FC2L_008S17 Smooth(SG,3x1) F5:MRM of 15 channels,ES-
1,,2uL FC048A-CAL,, /01 branched 532.804 > 352.947
1.252e+006



11Cl-PF3OUdS

F11:MRM of 11 channels,ES-
630.865 > 450.902
1.689e+006

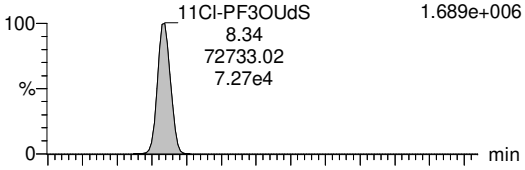

F11:MRM of 11 channels,ES-
632.868 > 452.91
5.506e+005

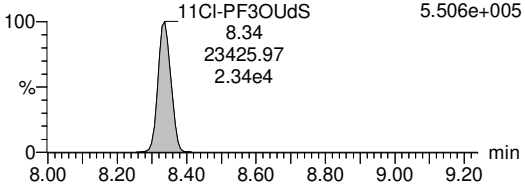

3:3 FTCA

FC2L_008S17 Smooth(SG,3x1) F14:MRM of 8 channels,ES-
1,,2uL FC048A-CAL,, /01 branched 241 > 177
1.423e+005

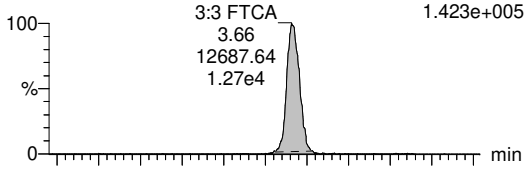

FC2L_008S17 Smooth(SG,3x1) F14:MRM of 8 channels,ES-
1,,2uL FC048A-CAL,, /01 branched 241 > 117
7.648e+004

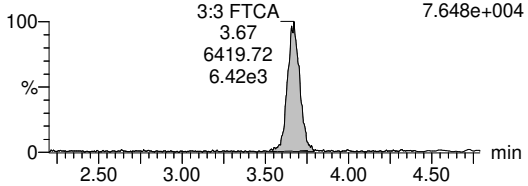

5:3 FTCA

FC2L_008S17 Smooth(SG,3x1) F2:MRM of 24 channels,ES-
1,,2uL FC048A-CAL,, /01 branched 341 > 237.1
3.306e+006



FC2L_008S17 Smooth(SG,3x1) F2:MRM of 24 channels,ES-
1,,2uL FC048A-CAL,, /01 branched 341 > 217
2.784e+006



PV by TCH, SV by BRA 13-Jan-22, Conc. & LOD unit = ng for Inst QC, ng/mL for SPM, ng/L for samples

Quantify Sample Report **MassLynx MassLynx V4.1 SCN909**
SGS Axys Analytical Services, Ltd.

Dataset: G:\Masslynx\Inst_L\PFAS\quanfile\FC2L_008-b.qld

Last Altered: Tuesday, January 11, 2022 20:21:00 Pacific Standard Time
Printed: Thursday, January 13, 2022 11:21:10 Pacific Standard Time

ID: FC048A-CAL,, /01 branched, Name: FC2L_008S17, Description: 1,,2uL, Date: 11-Jan-2022, Time: 00:43:53

7:3 FTCA

FC2L_008S17 Smooth(SG,3x1) F3:MRM of 12 channels,ES-
1,,2uL FC048A-CAL,, /01 branched 441 > 316.9
1.003e+006

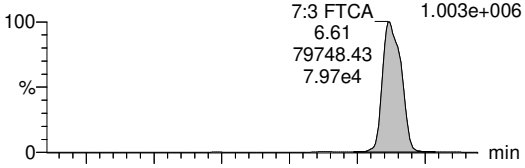

FC2L_008S17 Smooth(SG,3x1) F3:MRM of 12 channels,ES-
1,,2uL FC048A-CAL,, /01 branched 441 > 336.9
1.411e+006

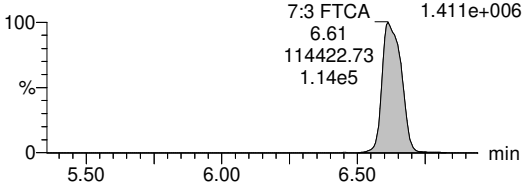

PFEESA

FC2L_008S17 Smooth(SG,3x1) F2:MRM of 24 channels,ES-
1,,2uL FC048A-CAL,, /01 branched 314.8 > 134.9
3.411e+006

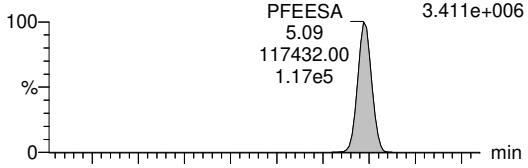

FC2L_008S17 Smooth(SG,3x1) F2:MRM of 24 channels,ES-
1,,2uL FC048A-CAL,, /01 branched 314.8 > 82.9
4.219e+005

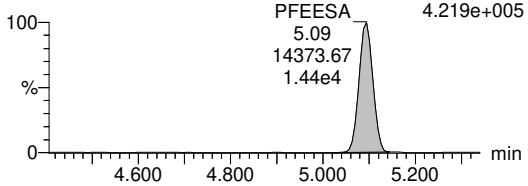

PFMPA

FC2L_008S17 Smooth(SG,5x1) F14:MRM of 8 channels,ES-
1,,2uL FC048A-CAL,, /01 branched 229.013 > 84.9
1.635e+006

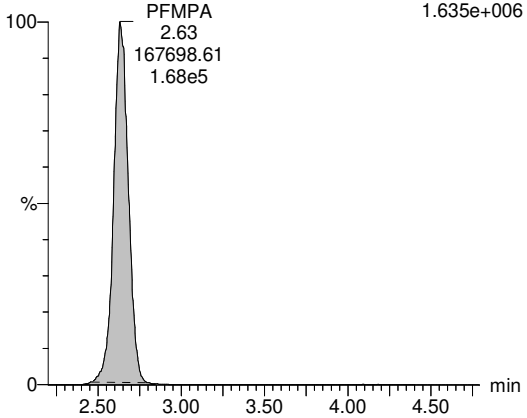

PFMBA

FC2L_008S17 Smooth(SG,3x1) F14:MRM of 8 channels,ES-
1,,2uL FC048A-CAL,, /01 branched 279 > 85.1
2.836e+006

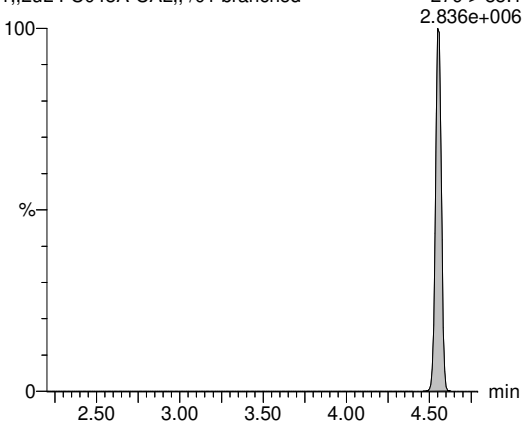

NFDHA

FC2L_008S17 Smooth(SG,3x1) F2:MRM of 24 channels,ES-
1,,2uL FC048A-CAL,, /01 branched 295 > 201
8.515e+004

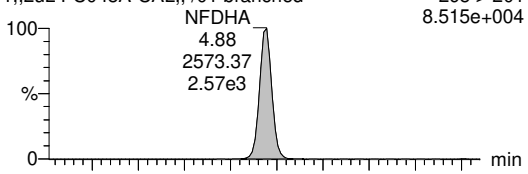

FC2L_008S17 Smooth(SG,3x1) F2:MRM of 24 channels,ES-
1,,2uL FC048A-CAL,, /01 branched 295 > 84.9
3.765e+004

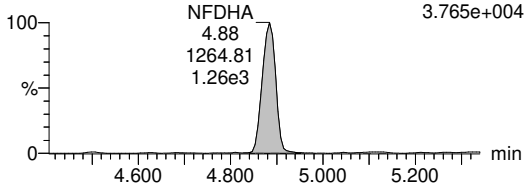

13C4-PFBA

FC2L_008S17 Smooth(SG,3x1) F1:MRM of 3 channels,ES-
1,,2uL FC048A-CAL,, /01 branched 216.776 > 171.928
4.077e+006

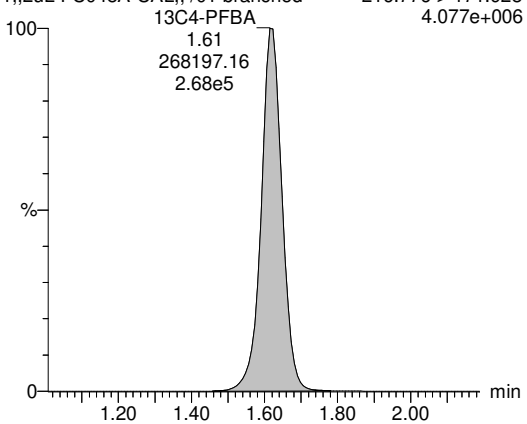

PV by TCH, SV by BRA 13-Jan-22, Conc. & LOD unit = ng for Inst QC, ng/mL for SPM, ng/L for samples

Quantify Sample Report **MassLynx MassLynx V4.1 SCN909**
SGS Axys Analytical Services, Ltd.

Dataset: G:\Masslynx\Inst_L\PFAS\quanfile\FC2L_008-b.qld

Last Altered: Tuesday, January 11, 2022 20:21:00 Pacific Standard Time
Printed: Thursday, January 13, 2022 11:21:10 Pacific Standard Time

ID: FC048A-CAL,, /01 branched, Name: FC2L_008S17, Description: 1,,2uL, Date: 11-Jan-2022, Time: 00:43:53

13C5-PFPeA

FC2L_008S17 Smooth(SG,3x1) F14:MRM of 8 channels,ES-
1,,2uL FC048A-CAL,, /01 branched 268.16 > 223.035
2.310e+006

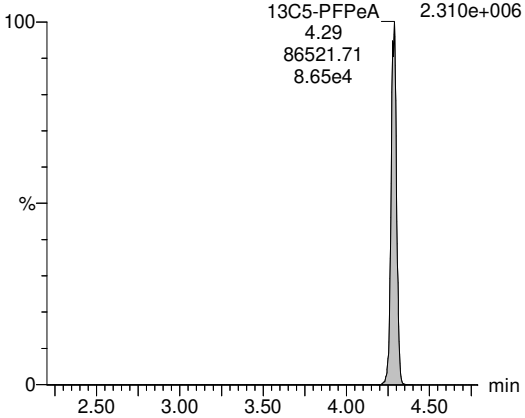

13C5-PFHxA

FC2L_008S17 Smooth(SG,3x1) F2:MRM of 24 channels,ES-
1,,2uL FC048A-CAL,, /01 branched 318.029 > 272.993
1.403e+006

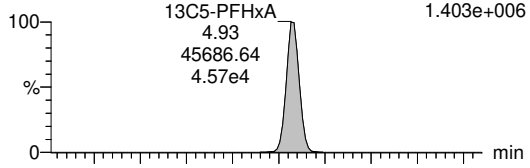

FC2L_008S17 Smooth(SG,3x1) F2:MRM of 24 channels,ES-
1,,2uL FC048A-CAL,, /01 branched 318.029 > 120.341
6.436e+004

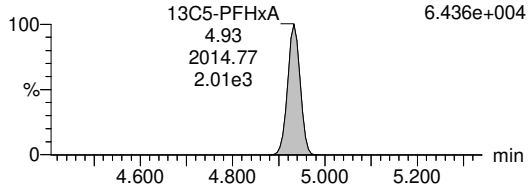

13C4-PFHpA

FC2L_008S17 Smooth(SG,3x1) F13:MRM of 7 channels,ES-
1,,2uL FC048A-CAL,, /01 branched 367.086 > 322.004
1.391e+006

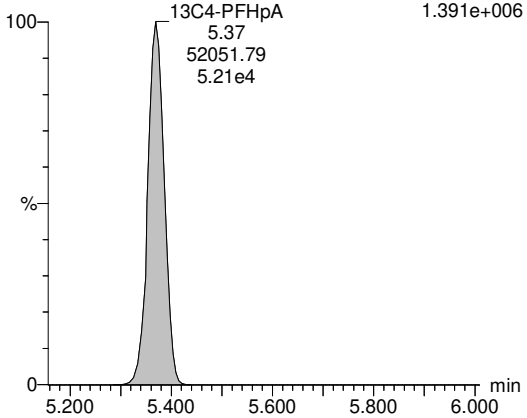

13C8-PFOA

FC2L_008S17 Smooth(SG,3x1) F3:MRM of 12 channels,ES-
1,,2uL FC048A-CAL,, /01 branched 421.096 > 376.022
9.704e+005

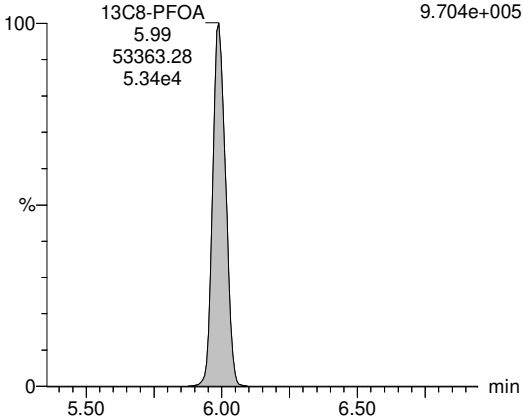

13C9-PFNA

FC2L_008S17 Smooth(SG,3x1) F4:MRM of 7 channels,ES-
1,,2uL FC048A-CAL,, /01 branched 472.096 > 427.014
4.824e+005

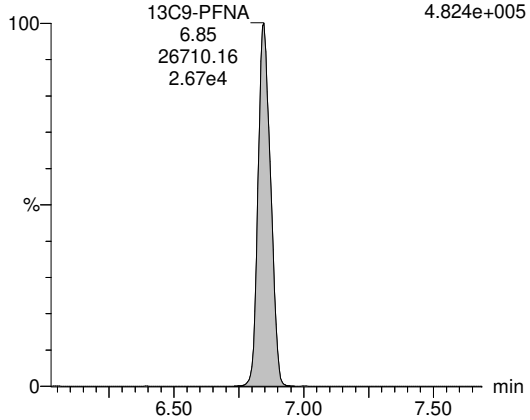

13C6-PFDA

FC2L_008S17 Smooth(SG,3x1) F5:MRM of 15 channels,ES-
1,,2uL FC048A-CAL,, /01 branched 519.147 > 474.058
6.263e+005

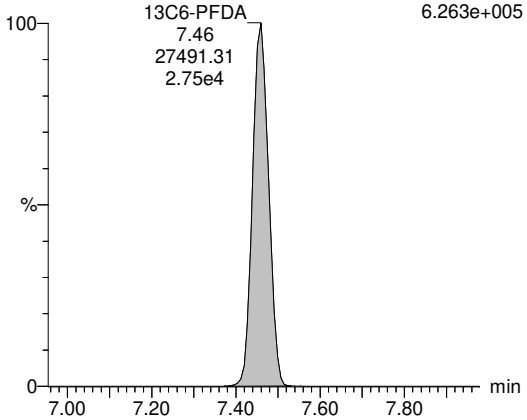

PV by TCH, SV by BRA 13-Jan-22, Conc. & LOD unit = ng for Inst QC, ng/mL for SPM, ng/L for samples

Quantify Sample Report **MassLynx MassLynx V4.1 SCN909**
SGS Axys Analytical Services, Ltd.

Dataset: G:\Masslynx\Inst_L\PFAS\quanfile\FC2L_008-b.qld

Last Altered: Tuesday, January 11, 2022 20:21:00 Pacific Standard Time
Printed: Thursday, January 13, 2022 11:21:10 Pacific Standard Time

ID: FC048A-CAL,, /01 branched, Name: FC2L_008S17, Description: 1,,2uL, Date: 11-Jan-2022, Time: 00:43:53

13C7-PFUnA

FC2L_008S17 Smooth(SG,3x1) F9:MRM of 5 channels,ES-
1,,2uL FC048A-CAL,, /01 branched 570.019 > 525.05
7.623e+005

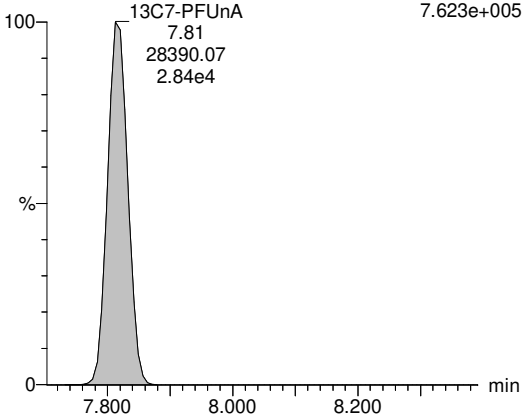

13C2-PFDoA

F11:MRM of 11 channels,ES-
615.127 > 570.013
6.365e+005

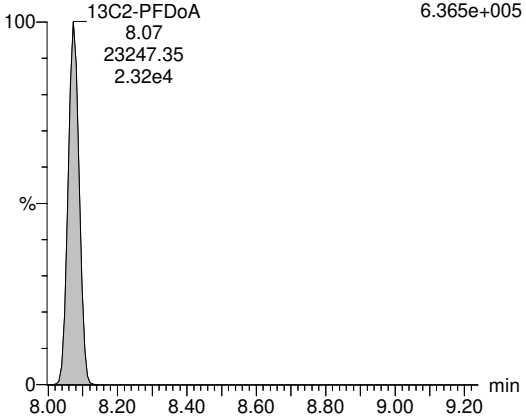

13C2-PFTeDA

FC2L_008S17 Smooth(SG,3x1) F8:MRM of 5 channels,ES-
1,,2uL FC048A-CAL,, /01 branched 715.057 > 670.026
3.394e+005

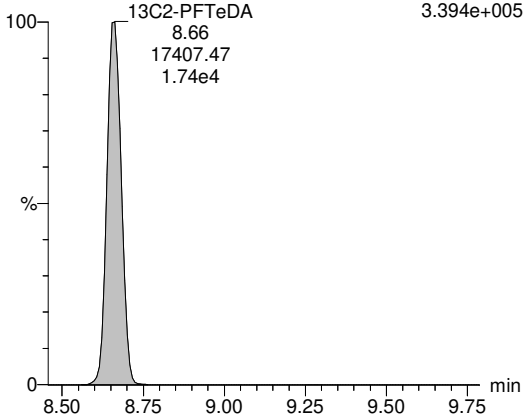

13C3-PFBS

FC2L_008S17 Smooth(SG,3x1) F2:MRM of 24 channels,ES-
1,,2uL FC048A-CAL,, /01 branched 302.056 > 79.865
1.168e+006

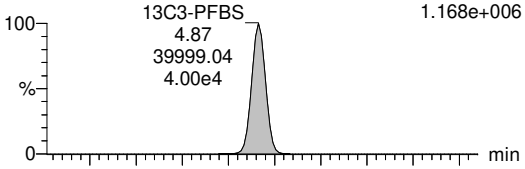

FC2L_008S17 Smooth(SG,3x1) F2:MRM of 24 channels,ES-
1,,2uL FC048A-CAL,, /01 branched 302.056 > 98.875
3.770e+005

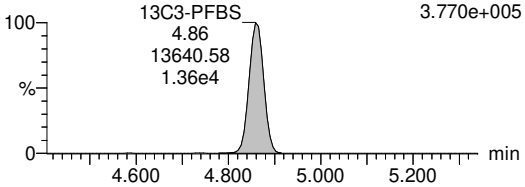

13C3-PFHxS

FC2L_008S17 Smooth(SG,3x1) F3:MRM of 12 channels,ES-
1,,2uL FC048A-CAL,, /01 branched 402.114 > 79.858
5.959e+005

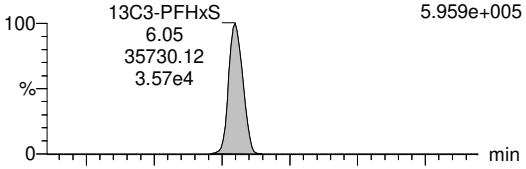

FC2L_008S17 Smooth(SG,3x1) F3:MRM of 12 channels,ES-
1,,2uL FC048A-CAL,, /01 branched 402.114 > 98.801
2.597e+005

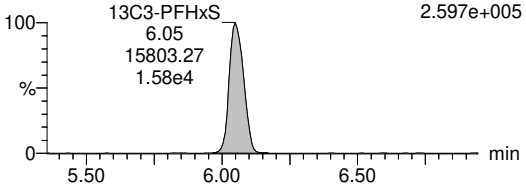

13C8-PFOS

FC2L_008S17 Smooth(SG,3x1) F5:MRM of 15 channels,ES-
1,,2uL FC048A-CAL,, /01 branched 507.124 > 79.858
6.806e+005

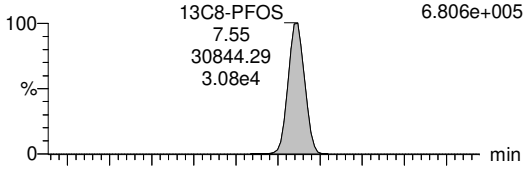

FC2L_008S17 Smooth(SG,3x1) F5:MRM of 15 channels,ES-
1,,2uL FC048A-CAL,, /01 branched 507.124 > 98.867
3.282e+005

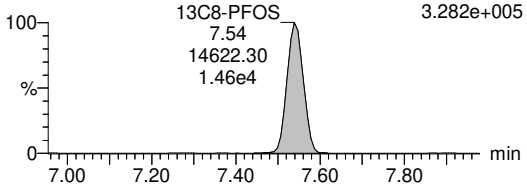

PV by TCH, SV by BRA 13-Jan-22, Conc. & LOD unit = ng for Inst QC, ng/mL for SPM, ng/L for samples

Quantify Sample Report **MassLynx MassLynx V4.1 SCN909**
SGS Axys Analytical Services, Ltd.

Dataset: G:\Masslynx\Inst_L\PFAS\quanfile\FC2L_008-b.qld

Last Altered: Tuesday, January 11, 2022 20:21:00 Pacific Standard Time
Printed: Thursday, January 13, 2022 11:21:10 Pacific Standard Time

ID: FC048A-CAL,, /01 branched, Name: FC2L_008S17, Description: 1,,2uL, Date: 11-Jan-2022, Time: 00:43:53

13C2-4:2 FTS

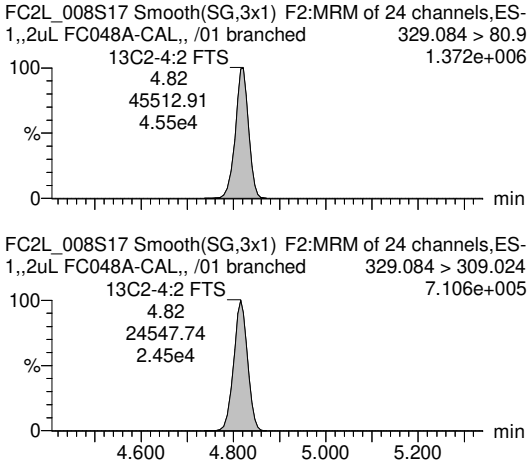

13C2-6:2 FTS

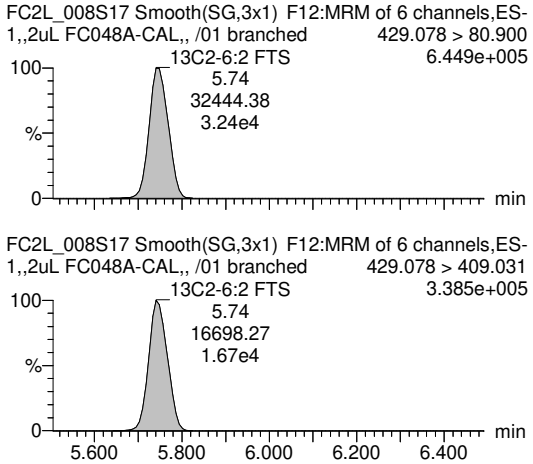

13C2-8:2 FTS

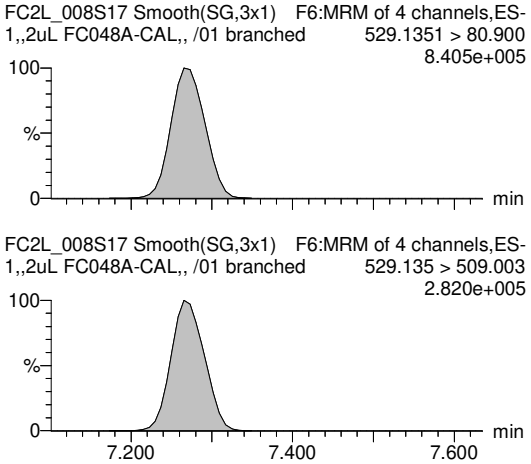

13C8-PFOSA

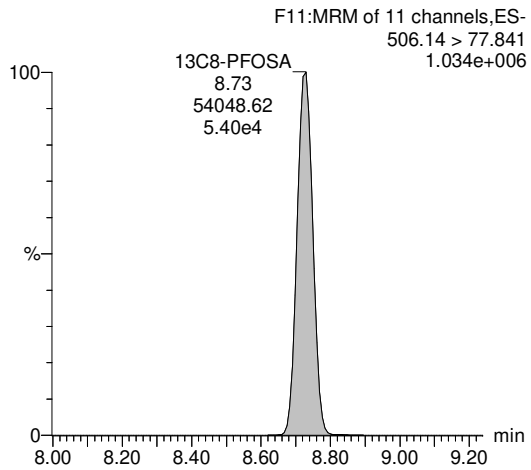

D3-N-MeFOSA

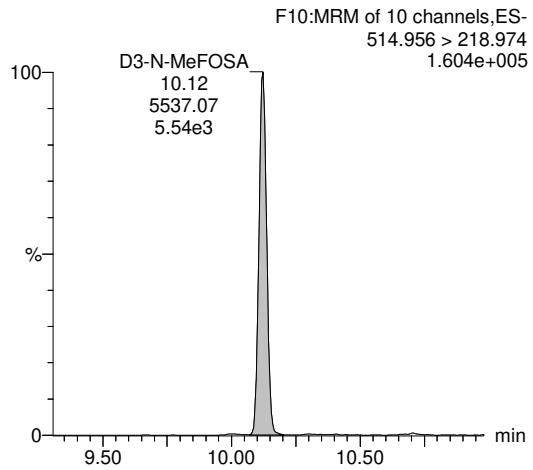

D5-N-EtFOSA

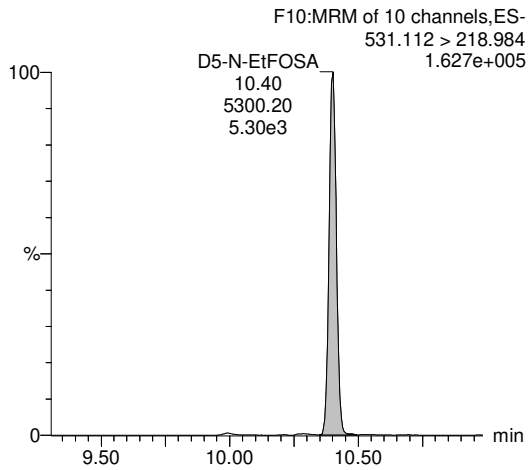

PV by TCH, SV by BRA 13-Jan-22, Conc. & LOD unit = ng for Inst QC, ng/mL for SPM, ng/L for samples

Quantify Sample Report **MassLynx MassLynx V4.1 SCN909**
SGS Axys Analytical Services, Ltd.

Dataset: G:\Masslynx\Inst_L\PFAS\quanfile\FC2L_008-b.qld

Last Altered: Tuesday, January 11, 2022 20:21:00 Pacific Standard Time
Printed: Thursday, January 13, 2022 11:21:10 Pacific Standard Time

ID: FC048A-CAL,, /01 branched, Name: FC2L_008S17, Description: 1,,2uL, Date: 11-Jan-2022, Time: 00:43:53

D3-MeFOSAA

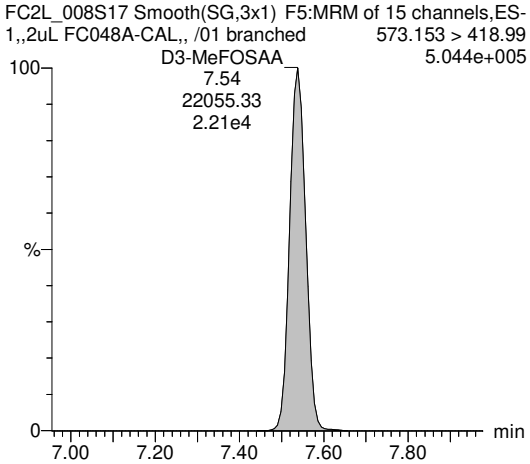

D5-EtFOSAA

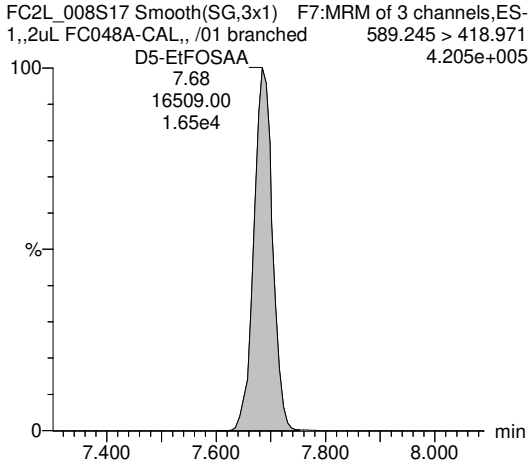

D7-N-MeFOSE

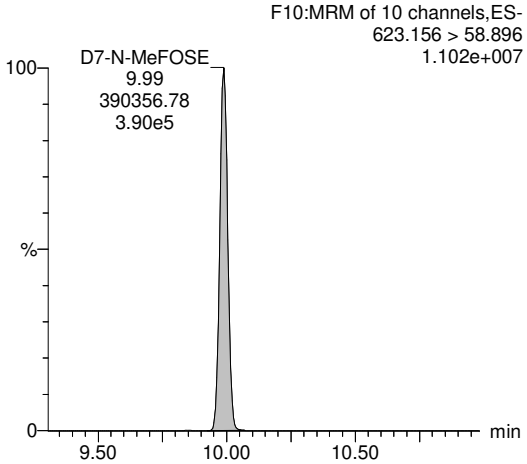

D9-N-EtFOSE

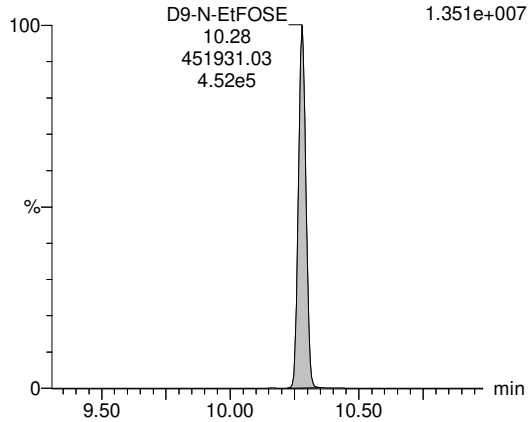

13C3-HFPO-DA

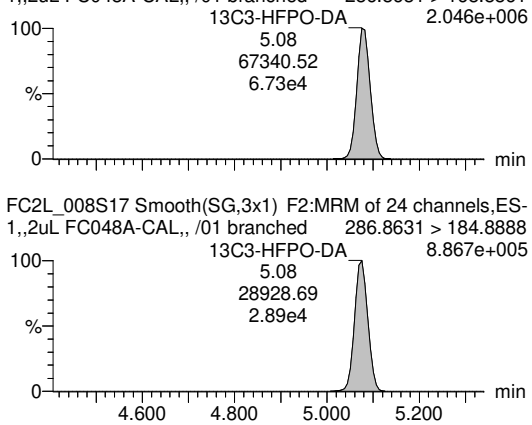

13C3-PFBA

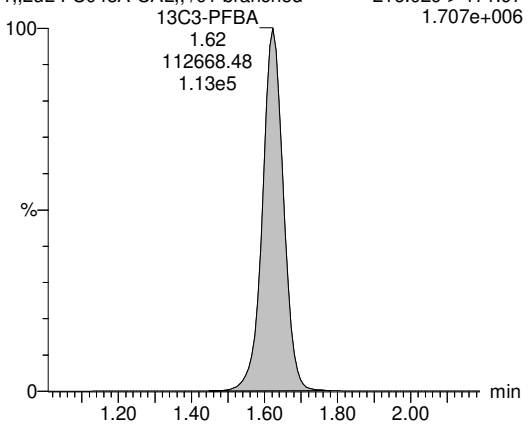

PV by TCH, SV by BRA 13-Jan-22, Conc. & LOD unit = ng for Inst QC, ng/mL for SPM, ng/L for samples

Quantify Sample Report **MassLynx MassLynx V4.1 SCN909**
SGS Axys Analytical Services, Ltd.

Dataset: G:\Masslynx\Inst_L\PFAS\quanfile\FC2L_008-b.qld

Last Altered: Tuesday, January 11, 2022 20:21:00 Pacific Standard Time
Printed: Thursday, January 13, 2022 11:21:10 Pacific Standard Time

ID: FC048A-CAL,, /01 branched, Name: FC2L_008S17, Description: 1,,2uL, Date: 11-Jan-2022, Time: 00:43:53

13C2-PFHxA

FC2L_008S17 Smooth(SG,3x1) F2:MRM of 24 channels,ES-
1,,2uL FC048A-CAL,, /01 branched 315.083 > 269.984
1.866e+006

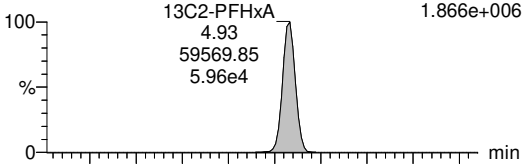

FC2L_008S17 Smooth(SG,3x1) F2:MRM of 24 channels,ES-
1,,2uL FC048A-CAL,, /01 branched 315.083 > 119.359
5.732e+004

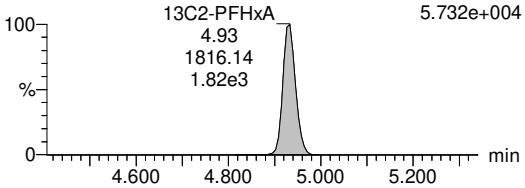

13C4-PFOA

FC2L_008S17 Smooth(SG,3x1) F3:MRM of 12 channels,ES-
1,,2uL FC048A-CAL,, /01 branched 417.083 > 171.95
2.741e+005

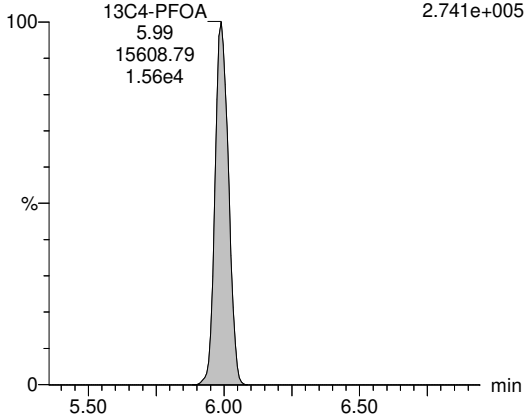

13C5-PFNA

FC2L_008S17 Smooth(SG,3x1) F4:MRM of 7 channels,ES-
1,,2uL FC048A-CAL,, /01 branched 468.019 > 423.008
4.227e+005

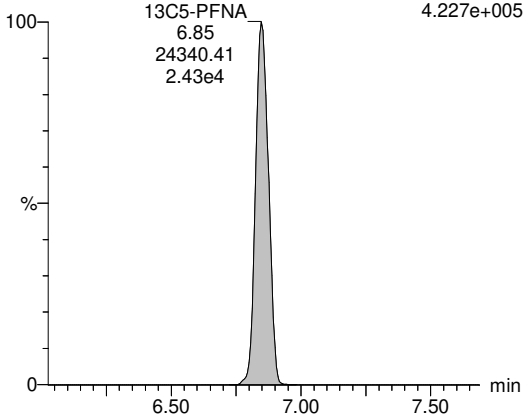

13C2-PFDA

FC2L_008S17 Smooth(SG,3x1) F5:MRM of 15 channels,ES-
1,,2uL FC048A-CAL,, /01 branched 515.134 > 470.05
6.146e+005

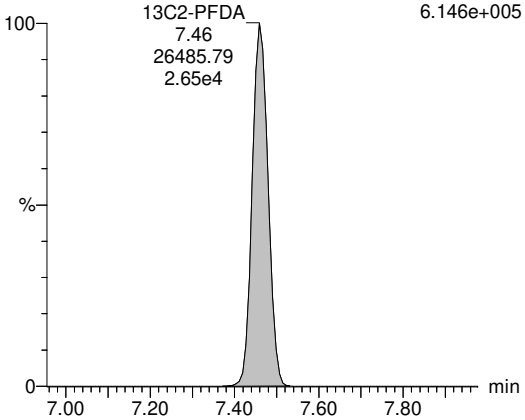

18O2-PFHxS

FC2L_008S17 Smooth(SG,3x1) F3:MRM of 12 channels,ES-
1,,2uL FC048A-CAL,, /01 branched 402.984 > 83.895
5.377e+005

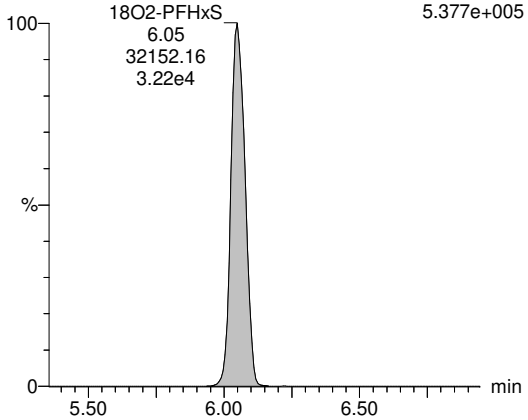

13C4-PFOS

FC2L_008S17 Smooth(SG,3x1) F5:MRM of 15 channels,ES-
1,,2uL FC048A-CAL,, /01 branched 502.791 > 79.856
7.510e+005

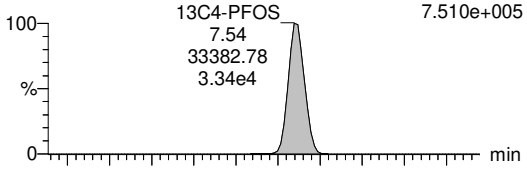

FC2L_008S17 Smooth(SG,3x1) F5:MRM of 15 channels,ES-
1,,2uL FC048A-CAL,, /01 branched 502.791 > 98.864
3.586e+005

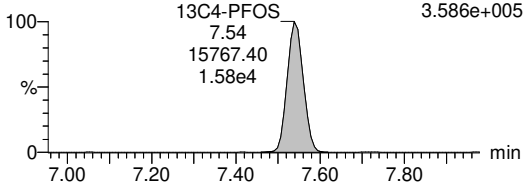

PV by TCH, SV by BRA 13-Jan-22, Conc. & LOD unit = ng for Inst QC, ng/mL for SPM, ng/L for samples

Quantify Sample Report **MassLynx MassLynx V4.1 SCN909**
SGS Axys Analytical Services, Ltd.

Dataset: G:\Masslynx\Inst_L\PFAS\quanfile\FC2L_008-b.qld

Last Altered: Tuesday, January 11, 2022 20:21:00 Pacific Standard Time
Printed: Thursday, January 13, 2022 11:21:10 Pacific Standard Time

ID: FC048A-CAL,, /01 branched, Name: FC2L_008S17, Description: 1,,2uL, Date: 11-Jan-2022, Time: 00:43:53

13C2-D4-6:2 FTS

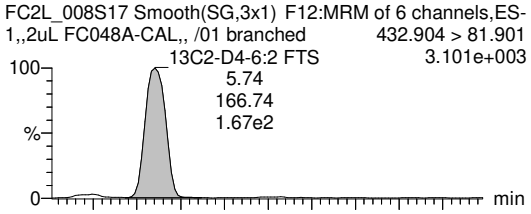

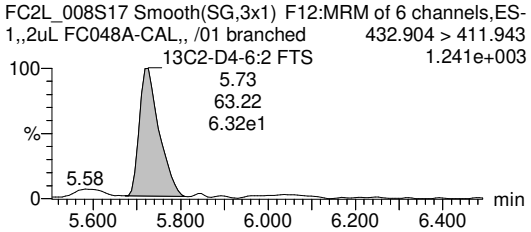

PV by TCH, SV by BRA 13-Jan-22, Conc. & LOD unit = ng for Inst QC, ng/mL for SPM, ng/L for samples

Quantify Sample Report **MassLynx MassLynx V4.1 SCN909**
SGS Axys Analytical Services, Ltd.

Dataset: G:\Masslynx\Inst_L\PFAS\quanfile\FC2L_008-b.qld

Last Altered: Tuesday, January 11, 2022 20:21:00 Pacific Standard Time
Printed: Thursday, January 13, 2022 11:21:10 Pacific Standard Time

ID: FC048A-CAL,, /01 branched, Name: FC2L_008S17, Description: 1,,2uL, Date: 11-Jan-2022, Time: 00:43:53

#	IS#	Name	RT	Area	Confirm. Ion Area	IS Area	Std. Conc	Conc.	LOD	%Rec	Ratio (Pr...	Ratio	Ratio Fail(Y...	S/N	Noi...	IS Height	Samp. size	F2	Fla...
1	84	PFBA	1.62	266530		268197	0.000	39.624	0.0253					4694	862	4074542	1.000	1.0	bb
2	85	PFPeA	4.29	107050		86522	0.000	20.477	0.0317					2057	1477	2309580	1.000	1.0	bb
3	86	PFHxA	4.93	47578	8983	45687	0.000	9.809	0.0205		4.85	5.30	NO	1396	1020	1402905	1.000	1.0	dd
4	87	PFHpA	5.37	56144	26391	52052	0.000	9.835	0.0181		2.16	2.13	NO	1642	922	1390948	1.000	1.0	bb
5	88	PFOA-I	5.99	75332	38107	53363	0.000	9.646	0.0464		1.96	1.98	NO	617	2197	970234	1.000	1.0	bb
6	88	PFOA-II	5.80	25790	34062	53363	0.000	3.302	0.0464		0.00	0.76	NO	218	2197	970234	1.000	1.0	db
7	88	PFOA-III	5.75	17431	2105	53363	0.000	2.232	0.0464		0.00	8.28	NO	187	2197	970234	1.000	1.0	bd
8	88	PFOA-IV	5.55	3618	3385	53363	0.000	0.463	0.0464		0.00	1.07	NO	35	2197	970234	1.000	1.0	bb
9		PFOA-SUM		122171		53363	0.000	15.643	0.1856						2197	970234	1.000	1.0	
10	88	PFOA	5.99	75332	38107	53363	0.000	9.646	0.0464		1.96	1.98	NO	617	2197	970234	1.000	1.0	bb
11	89	PFNA-I	6.85	53325	19484	26710	0.000	9.746	0.0545		2.85	2.74	NO	534	1794	482400	1.000	1.0	db
12	89	PFNA-II	6.62	14554	6282	26710	0.000	2.660	0.0545		0.00	2.32	NO	148	1794	482400	1.000	1.0	dd
13	89	PFNA-III	6.54	44817	434	26710	0.000	8.191	0.0545		0.00	103.37	NO	411	1794	482400	1.000	1.0	bd
14		PFNA-SUM		112696		26710	0.000	20.596	0.1634						1794	482400	1.000	1.0	
15	89	PFNA	6.85	53325	19484	26710	0.000	9.746	0.0545		2.85	2.74	NO	534	1794	482400	1.000	1.0	db
16	90	PFDA	7.46	45676	14370	27491	0.000	9.919	0.0200		3.07	3.18	NO	1497	698	626138	1.000	1.0	bb
17	91	PFUnA	7.81	44144	9684	28390	0.000	10.191	0.0194		4.31	4.56	NO	1559	751	762078	1.000	1.0	MM
18	92	PFDoA	8.07	46559	6885	23247	0.000	9.324	0.0155		7.42	6.76	NO	1770	707	636214	1.000	1.0	MM
19	M...	PFTrDA	8.33	36999	11950	20327	0.000	10.807	0.0216		3.08	3.10	NO	1575	560	487712	1.000	1.0	MM
20	93	PFTeDA	8.65	26454	10375	17407	0.000	10.179	0.0409		2.82	2.55	NO	752	691	339209	1.000	1.0	db
21	94	PFBS	4.87	56173	16682	39999	0.000	12.182	0.0024		2.59	3.37	NO	149...	108	1167267	1.000	1.0	bb
22	95	PFPeS	5.37	39728	17332	35730	0.000	11.268	0.0019		2.24	2.29	NO	263...	38	595315	1.000	1.0	bb
23	95	PFHxS-I	6.05	37850	16351	35730	0.000	9.014	0.0014		2.37	2.31	NO	193...	33	595315	1.000	1.0	bb
24	95	PFHxS-II	5.85	4060	1316	35730	0.000	0.967	0.0014		3.26	3.09	NO	2293	33	595315	1.000	1.0	db
25	95	PFHxS-III	5.78	1858	533	35730	0.000	0.442	0.0014		2.72	3.48	NO	1094	33	595315	1.000	1.0	bd
26		PFHxS-SUM		43768		35730	0.000	10.423	0.0043						33	595315	1.000	1.0	
27	95	PFHxS	6.05	43825	18579	35730	0.000	10.437	0.0014		2.40	2.36	NO	193...	33	595315	1.000	1.0	MM
28	96	PFHpS	6.94	33942	16504	30844	0.000	10.138	0.0141		2.12	2.06	NO	1702	347	680387	1.000	1.0	bb
29	96	PFOS-I	7.55	31175	15070	30844	0.000	8.136	0.0047		2.42	2.07	NO	5269	134	680387	1.000	1.0	db
30	96	PFOS-II	7.41	7590	2774	30844	0.000	1.981	0.0047		2.75	2.74	NO	1355	134	680387	1.000	1.0	dd
31	96	PFOS-III	7.35	32247	4926	30844	0.000	8.416	0.0047		8.19	6.55	NO	4581	134	680387	1.000	1.0	dd
32	96	PFOS-IV	7.16	20271	628	30844	0.000	5.290	0.0047		2.14	32.28	YES	2581	134	680387	1.000	1.0	dd
33		PFOS-SUM		91283		30844	0.000	23.823	0.0190						134	680387	1.000	1.0	
34	96	PFOS	7.55	70924	27557	30844	0.000	18.510	0.0047		2.54	2.57	NO	5269	134	680387	1.000	1.0	MM
35	96	PFNS	7.89	33833	15843	30844	0.000	9.298	0.0011		2.36	2.14	NO	314...	29	680387	1.000	1.0	bb

PV by TCH, SV by BRA 13-Jan-22, Conc. & LOD unit = ng for Inst QC, ng/mL for SPM, ng/L for samples

Quantify Sample Report **MassLynx MassLynx V4.1 SCN909**
SGS Axys Analytical Services, Ltd.

Dataset: G:\Masslynx\Inst_L\PFAS\quanfile\FC2L_008-b.qld

Last Altered: Tuesday, January 11, 2022 20:21:00 Pacific Standard Time
Printed: Thursday, January 13, 2022 11:21:10 Pacific Standard Time

ID: FC048A-CAL,, /01 branched, Name: FC2L_008S17, Description: 1,,2uL, Date: 11-Jan-2022, Time: 00:43:53

#	IS#	Name	RT	Area	Confirm. Ion Area	IS Area	Std. Conc	Conc.	LOD	%Rec	Ratio (Pr...	Ratio	Ratio Fail(Y...	S/N	Noi...	IS Height	Samp. size	F2	Fla...
36	96	PFDS	8.15	32863	15104	30844	0.000	9.458	0.0013		2.36	2.18	NO	268...	32	680387	1.000	1.0	bb
37	96	PFDoS	8.79	25540	11667	30844	0.000	8.922	0.0036		2.24	2.19	NO	6559	75	680387	1.000	1.0	MM
38	97	4:2 FTS	4.82	42801	96050	45513	0.000	39.885	0.0016		0.43	0.45	NO	755...	17	1371266	1.000	1.0	bb
39	98	6:2 FTS	5.74	27574	67453	32444	0.000	32.886	0.0077		0.44	0.41	NO	134...	43	644642	1.000	1.0	bb
40	99	8:2 FTS	7.27	22886	44836	40768	0.000	41.964	0.0033		0.57	0.51	NO	395...	13	840210	1.000	1.0	bb
41	100	PFOSA-I	8.73	48979		54049	0.000	9.117	0.0074					3679	254	1033468	1.000	1.0	db
42	100	PFOSA-II	8.59	6028		54049	0.000	1.122	0.0074					280	254	1033468	1.000	1.0	MM
43		PFOSA-SUM		55007		54049	0.000	10.239	0.0148						254	1033468	1.000	1.0	
44	100	PFOSA	8.73	54865		54049	0.000	10.213	0.0074					3679	254	1033468	1.000	1.0	MM
45	101	N-MeFOSA-I	10.12	6608	12115	5537	0.000	10.652	0.0103		0.55	0.55	NO	3162	61	160285	1.000	1.0	dd
46	101	N-MeFOSA-II	9.95	714	1516	5537	0.000	1.151	0.0103		1.14	0.47	YES	185	61	160285	1.000	1.0	MM
47		N-MeFOSA-SUM		7322		5537	0.000	11.803	0.0205						61	160285	1.000	1.0	
48	101	N-MeFOSA	10.12	7338	13671	5537	0.000	11.829	0.0103		0.53	0.54	NO	3163	61	160285	1.000	1.0	MM
49	102	N-EtFOSA-I	10.41	12157	22512	5300	0.000	19.082	0.0077		0.55	0.54	NO	7421	50	162596	1.000	1.0	db
50	102	N-EtFOSA-II	10.26	3793	8087	5300	0.000	5.954	0.0077		1.28	0.47	YES	1422	50	162596	1.000	1.0	MM
51		N-EtFOSA-SUM		15950		5300	0.000	25.036	0.0155						50	162596	1.000	1.0	
52	102	N-EtFOSA	10.41	15900	30668	5300	0.000	24.957	0.0077		0.53	0.52	NO	7419	50	162596	1.000	1.0	MM
53	103	MeFOSAA-I	7.54	7309	3593	22055	0.000	8.766	0.0053		2.01	2.03	NO	5047	33	504305	1.000	1.0	db
54	103	MeFOSAA-II	7.42	746	529	22055	0.000	0.895	0.0053		1.84	1.41	NO	477	33	504305	1.000	1.0	dd
55	103	MeFOSAA-III	7.36	206	281	22055	0.000	0.247	0.0053		0.29	0.73	YES	138	33	504305	1.000	1.0	bd
56		MeFOSAA-SUM		8261		22055	0.000	9.908	0.0158						33	504305	1.000	1.0	
57	103	MeFOSAA	7.54	8226	4400	22055	0.000	9.865	0.0053		1.87	1.87	NO	5044	33	504305	1.000	1.0	MM
58	104	EtFOSAA-I	7.69	6019	4585	16509	0.000	9.610	0.0110		1.24	1.31	NO	2666	59	420448	1.000	1.0	db
59	104	EtFOSAA-II	7.60	523	570	16509	0.000	0.836	0.0110		0.34	0.92	YES	181	59	420448	1.000	1.0	dd
60	104	EtFOSAA-III	7.52	156	405	16509	0.000	0.249	0.0110		0.63	0.38	NO	57	59	420448	1.000	1.0	bd
61		EtFOSAA-SUM		6698		16509	0.000	10.695	0.0331						59	420448	1.000	1.0	
62	104	EtFOSAA	7.69	6685	5565	16509	0.000	10.674	0.0110		1.09	1.20	NO	2665	59	420448	1.000	1.0	MM
63	105	N-MeFOSE-I	10.01	381636		390357	0.000	88.686	0.0133					204...	538	110134...	1.000	1.0	db
64	105	N-MeFOSE-II	9.87	38270		390357	0.000	8.893	0.0133					1738	538	110134...	1.000	1.0	dd
65	105	N-MeFOSE-III	9.81	25724		390357	0.000	5.978	0.0133					958	538	110134...	1.000	1.0	dd
66		N-MeFOSE-SUM		445630		390357	0.000	103.557	0.0399						538	110134...	1.000	1.0	
67	105	N-MeFOSE	10.01	444983		390357	0.000	103.407	0.0133					204...	538	110134...	1.000	1.0	MM
68	106	N-EtFOSE-I	10.30	310449		451931	0.000	57.732	0.0075					236...	400	13498...	1.000	1.0	db
69	106	N-EtFOSE-II	10.19	56147		451931	0.000	10.441	0.0075					3585	400	13498...	1.000	1.0	dd
70	106	N-EtFOSE-III	10.13	65131		451931	0.000	12.112	0.0075					3249	400	13498...	1.000	1.0	dd

PV by TCH, SV by BRA 13-Jan-22, Conc. & LOD unit = ng for Inst QC, ng/mL for SPM, ng/L for samples

Quantify Sample Report **MassLynx MassLynx V4.1 SCN909**
SGS Axys Analytical Services, Ltd.

Dataset: G:\Masslynx\Inst_L\PFAS\quanfile\FC2L_008-b.qld

Last Altered: Tuesday, January 11, 2022 20:21:00 Pacific Standard Time
Printed: Thursday, January 13, 2022 11:21:10 Pacific Standard Time

ID: FC048A-CAL,, /01 branched, Name: FC2L_008S17, Description: 1,,2uL, Date: 11-Jan-2022, Time: 00:43:53

#	IS#	Name	RT	Area	Confirm. Ion Area	IS Area	Std. Conc	Conc.	LOD	%Rec	Ratio (Pr...	Ratio	Ratio Fail(Y...	S/N	Noi...	IS Height	Samp. size	F2	Fla...
71		N-EtFOSE-SUM		431726		451931	0.000	80.286	0.0224						400	13498...	1.000	1.0	
72	106	N-EtFOSE	10.30	429672		451931	0.000	79.904	0.0075					236...	400	13498...	1.000	1.0	MM
73	107	HFPO-DA	5.08	80470	25034	67341	0.000	43.728	0.0053		2.87	3.21	NO	256...	99	2045687	1.000	1.0	bb
74	107	ADONA	5.56	553683	513687	67341	0.000	46.871	0.0004		1.08	1.08	NO	251...	50	2045687	1.000	1.0	bb
75	107	9Cl-PF3ONS	7.80	147641	46749	67341	0.000	44.086	0.0011		3.20	3.16	NO	993...	39	2045687	1.000	1.0	bb
76	107	11Cl-PF3OUdS	8.34	72733	23426	67341	0.000	40.208	0.0025		3.13	3.10	NO	374...	45	2045687	1.000	1.0	bb
77	85	3:3 FTCA	3.66	12688	6420	86522	0.000	35.391	0.3622		1.75	1.98	NO	123	1155	2309580	1.000	1.0	MM
78	86	5:3 FTCA	5.18	134684	115080	45687	0.000	171.315	0.0028		1.20	1.17	NO	146...	22	1402905	1.000	1.0	bb
79	86	7:3 FTCA	6.61	79748	114423	45687	0.000	173.841	0.1243		0.71	0.70	NO	1714	584	1402905	1.000	1.0	bb
80	86	PFEESA	5.09	117432	14374	45687	0.000	8.139	0.0003		9.28	8.17	NO	713...	48	1402905	1.000	1.0	bb
81	85	PFMPA	2.63	167699		86522	0.000	21.214	0.2871					81	20...	2309580	1.000	1.0	MM
82	85	PFMBA	4.55	113771		86522	0.000	10.812	0.0008					360...	79	2309580	1.000	1.0	bb
83	86	NFDHA	4.88	2573	1265	45687	0.000	12.996	0.0145		0.94	2.03	YES	2888	29	1402905	1.000	1.0	MM
84	108	13C4-PFBA	1.61	268197		112668	40.000	41.687	0.0021	104.2				594...	68	1704764	1.000	1.0	bb
85	109	13C5-PFPeA	4.29	86522		59570	20.000	17.669	0.0017	88.3				272...	85	1865837	1.000	1.0	bb
86	109	13C5-PFHxA	4.93	45687	2015	59570	10.000	10.967	0.0001	109.7	23.32	22.68	NO	312...	4	1865837	1.000	1.0	bb
87	110	13C4-PFHpA	5.37	52052		15609	10.000	10.056	0.0011	100.6				406...	34	274079	1.000	1.0	bb
88	110	13C8-PFOA	5.99	53363		15609	10.000	9.172	0.0008	91.7				365...	27	274079	1.000	1.0	bb
89	111	13C9-PFNA	6.85	26710		24340	5.000	4.783	0.0016	95.7				9535	51	422705	1.000	1.0	bb
90	112	13C6-PFDA	7.46	27491		26486	5.000	5.157	0.0003	103.1				550...	11	614409	1.000	1.0	bb
91	112	13C7-PFUnA	7.81	28390		26486	5.000	4.908	0.0003	98.2				587...	13	614409	1.000	1.0	bb
92	112	13C2-PFDoA	8.07	23247		26486	5.000	4.668	0.0009	93.4				193...	33	614409	1.000	1.0	bb
93	112	13C2-PFTeDA	8.66	17407		26486	5.000	3.986	0.0026	79.7				3905	87	614409	1.000	1.0	bb
94	113	13C3-PFBS	4.87	39999	13641	32152	10.030	10.005	0.0009	99.8	2.73	2.93	NO	579...	20	537581	1.000	1.0	bb
95	113	13C3-PFHxS	6.05	35730	15803	32152	10.015	9.797	0.0011	97.8	2.38	2.26	NO	259...	23	537581	1.000	1.0	bb
96	114	13C8-PFOS	7.55	30844	14622	33383	10.062	10.174	0.0018	101.1	2.33	2.11	NO	162...	42	750954	1.000	1.0	bb
97	115	13C2-4:2 FTS	4.82	45513	24548	167	20.168	4986.520	1.0249	24724.9	1.62	1.85	NO	237...	58	3090	1.000	1.0	bb
98	115	13C2-6:2 FTS	5.74	32444	16698	167	19.998	4283.913	0.7225	21421.7	1.88	1.94	NO	190...	34	3090	1.000	1.0	bb
99	115	13C2-8:2 FTS	7.27	40768	13381	167	20.040	3402.350	0.3691	16977.8	3.76	3.05	NO	307...	27	3090	1.000	1.0	bb
1...	114	13C8-PFOSA	8.73	54049		33383	10.000	8.910	0.0039	89.1				5813	178	750954	1.000	1.0	dd
1...	114	D3-N-MeFOSA	10.12	5537		33383	10.000	5.959	0.0111	59.6				2080	77	750954	1.000	1.0	db
1...	114	D5-N-EtFOSA	10.40	5300		33383	10.000	5.692	0.0057	56.9				4062	40	750954	1.000	1.0	bb
1...	115	D3-MeFOSAA	7.54	22055		167	22.500	2769.887	16.73...	12310.6				613	823	3090	1.000	1.0	bd
1...	115	D5-EtFOSAA	7.68	16509		167	20.000	2525.838	1.8325	12629.2				5683	74	3090	1.000	1.0	dd
1...	114	D7-N-MeFOSE	9.99	390357		33383	100.000	63.172	0.0094	63.2				254...	433	750954	1.000	1.0	bb

PV by TCH, SV by BRA 13-Jan-22, Conc. & LOD unit = ng for Inst QC, ng/mL for SPM, ng/L for samples

Quantify Sample Report **MassLynx MassLynx V4.1 SCN909**
SGS Axys Analytical Services, Ltd.

Dataset: G:\Masslynx\Inst_L\PFAS\quanfile\FC2L_008-b.qld

Last Altered: Tuesday, January 11, 2022 20:21:00 Pacific Standard Time
Printed: Thursday, January 13, 2022 11:21:10 Pacific Standard Time

ID: FC048A-CAL,, /01 branched, Name: FC2L_008S17, Description: 1,,2uL, Date: 11-Jan-2022, Time: 00:43:53

#	IS#	Name	RT	Area	Confirm. Ion Area	IS Area	Std. Conc	Conc.	LOD	%Rec	Ratio (Pr...	Ratio	Ratio Fail(Y...	S/N	Noi...	IS Height	Samp. size	F2	Fla...
1...	114	D9-N-EtFOSE	10.28	451931		33383	100.000	56.541	0.0075	56.5				300...	449	750954	1.000	1.0	bb
1...	109	13C3-HFPO-DA	5.08	67341	28929	59570	40.000	34.646	0.0018	86.6	2.64	2.33	NO	566...	36	1865837	1.000	1.0	bb
1...		13C3-PFBA	1.62	112668			20.000	22.886	0.0033	114.4				210...	81		1.000	1.0	bb
1...		13C2-PFHxA	4.93	59570	1816		10.000	10.901	0.0011	109.0	35.50	32.80	NO	285...	65		1.000	1.0	bb
110		13C4-PFOA	5.99	15609			10.000	11.888	0.0047	118.9				7632	36		1.000	1.0	bb
111		13C5-PFNA	6.85	24340			5.000	5.261	0.0007	105.2				212...	20		1.000	1.0	bb
112		13C2-PFDA	7.46	26486			5.000	5.131	0.0008	102.6				197...	31		1.000	1.0	bb
113		18O2-PFHxS	6.05	32152			10.050	11.307	0.0012	112.5				291...	18		1.000	1.0	bb
114		13C4-PFOS	7.54	33383	15767		10.150	10.813	0.0012	106.5	2.17	2.12	NO	268...	28		1.000	1.0	bb
115		13C2-D4-6:2 F...	5.74	167	63		20.000	0.260	0.0036	1.3	2.50	2.64	NO	216	14		1.000	1.0	db

PV by TCH, SV by BRA 13-Jan-22, Conc. & LOD unit = ng for Inst QC, ng/mL for SPM, ng/L for samples

Quantify Sample Report **MassLynx MassLynx V4.1 SCN909**
SGS Axys Analytical Services, Ltd.

Dataset: G:\Masslynx\Inst_L\PFAS\quanfile\FC2L_008-b.qld

Last Altered: Tuesday, January 11, 2022 20:21:00 Pacific Standard Time
Printed: Thursday, January 13, 2022 11:16:02 Pacific Standard Time

Method: G:\Masslynx\Master Methods\MassLynx SCN 909\UPLC\FC_110_UPLC_15DoD.mdb 10 Jun 2021 10:20:13
Calibration: G:\Masslynx\Inst_L\PFAS\curve\FC1L_080-A6.cdb 09 Jun 2021 14:38:41

ID: FC046(0)-SUR,, /01, Name: FC2L_008S21, Description: 1,,2uL, Date: 11-Jan-2022, Time: 01:36:05

PFBA

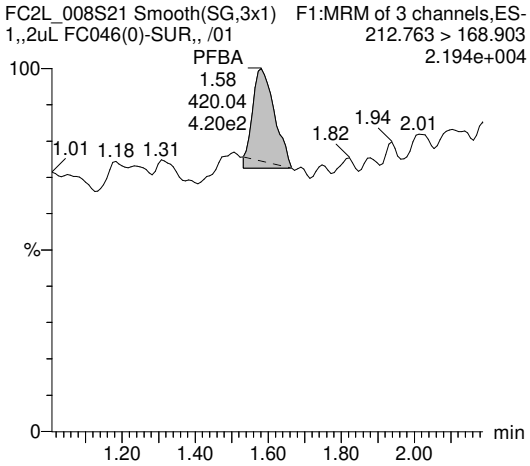

PFPeA

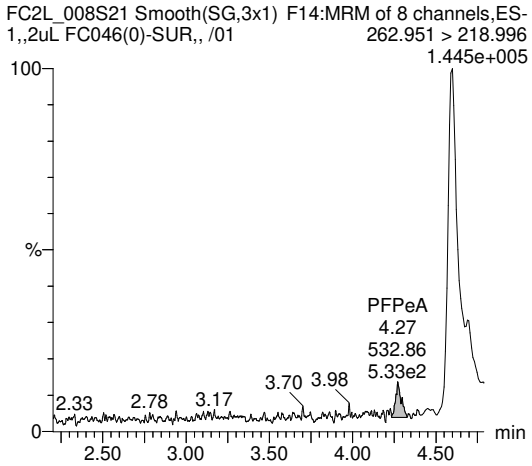

PFHxA

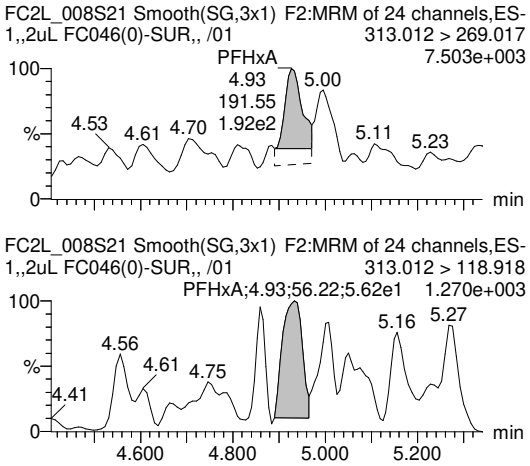

PFHpA

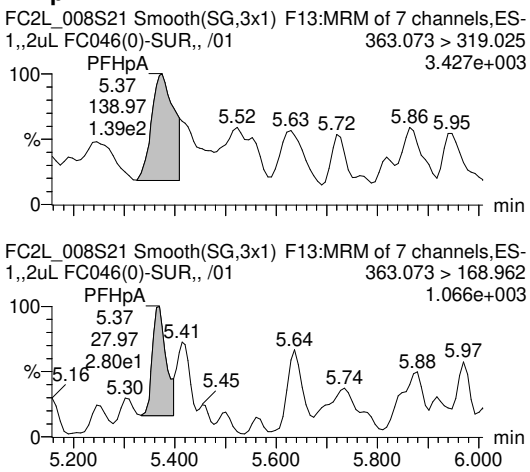

PFOA-I

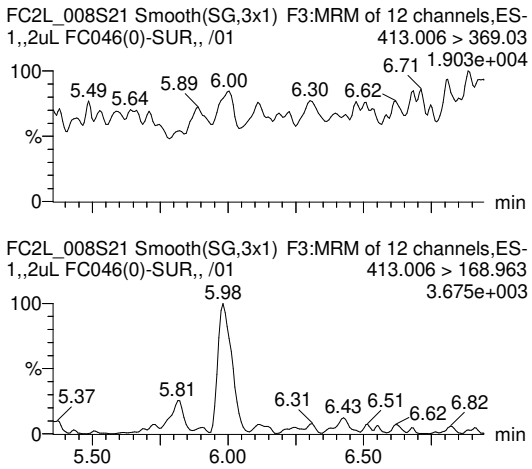

PFOA-II

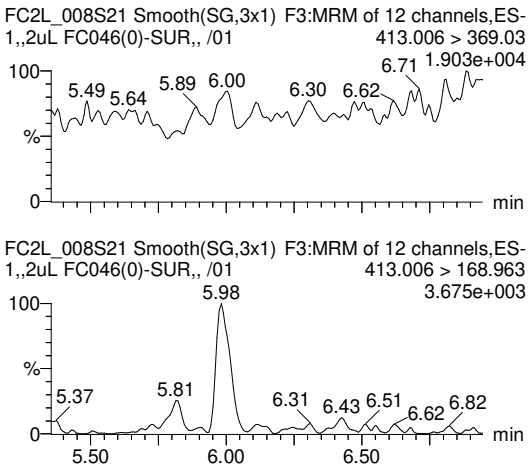

PV by TCH, SV by BRA 13-Jan-22, Conc. & LOD unit = ng for Inst QC, ng/mL for SPM, ng/L for samples

Quantify Sample Report **MassLynx MassLynx V4.1 SCN909**
SGS Axys Analytical Services, Ltd.

Dataset: G:\Masslynx\Inst_L\PFAS\quanfile\FC2L_008-b.qld

Last Altered: Tuesday, January 11, 2022 20:21:00 Pacific Standard Time
Printed: Thursday, January 13, 2022 11:16:02 Pacific Standard Time

ID: FC046(0)-SUR,, /01, Name: FC2L_008S21, Description: 1,,2uL, Date: 11-Jan-2022, Time: 01:36:05

PFOA-III

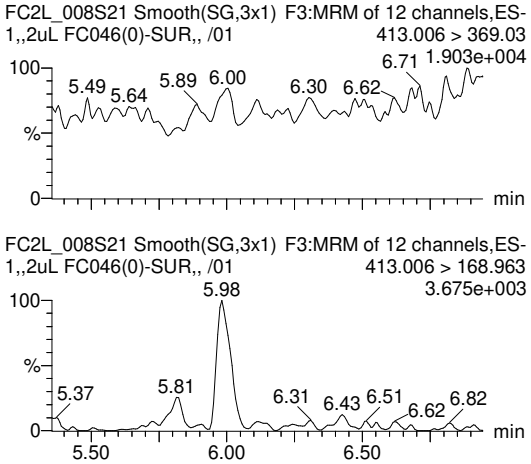

PFOA-IV

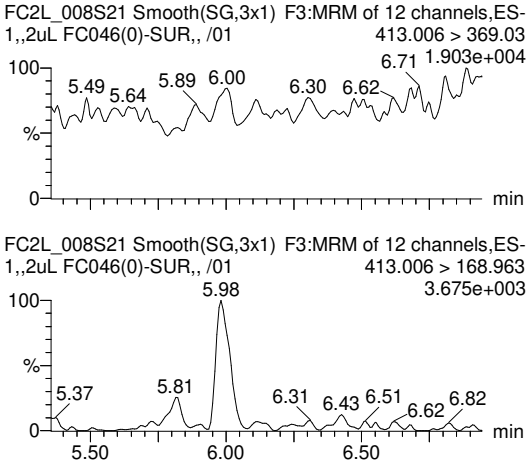

PFOA-SUM

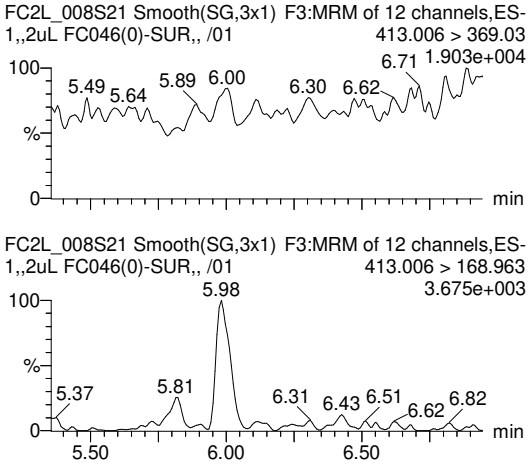

PFOA

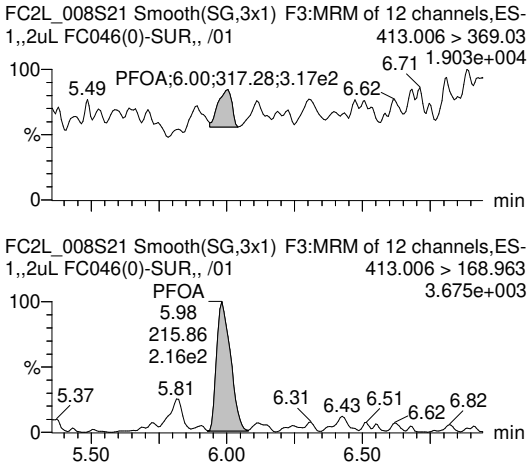

PFNA-I

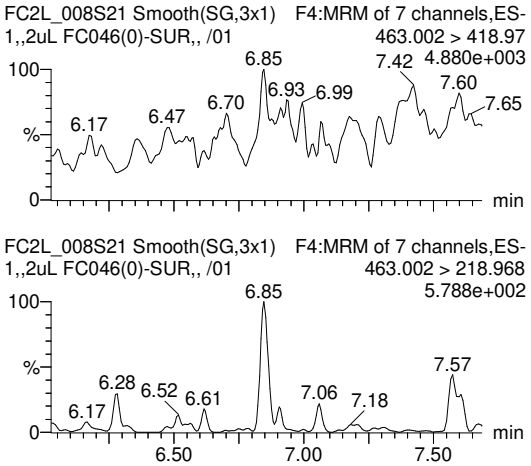

PFNA-II

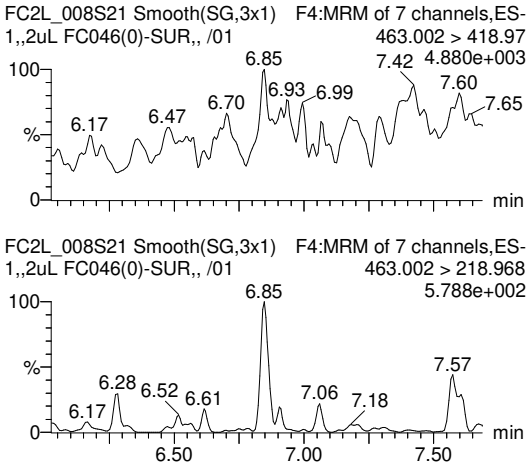

PV by TCH, SV by BRA 13-Jan-22, Conc. & LOD unit = ng for Inst QC, ng/mL for SPM, ng/L for samples

Quantify Sample Report **MassLynx MassLynx V4.1 SCN909**
SGS Axys Analytical Services, Ltd.

Dataset: G:\Masslynx\Inst_L\PFAS\quanfile\FC2L_008-b.qld

Last Altered: Tuesday, January 11, 2022 20:21:00 Pacific Standard Time
Printed: Thursday, January 13, 2022 11:16:02 Pacific Standard Time

ID: FC046(0)-SUR,, /01, Name: FC2L_008S21, Description: 1,,2uL, Date: 11-Jan-2022, Time: 01:36:05

PFNA-III

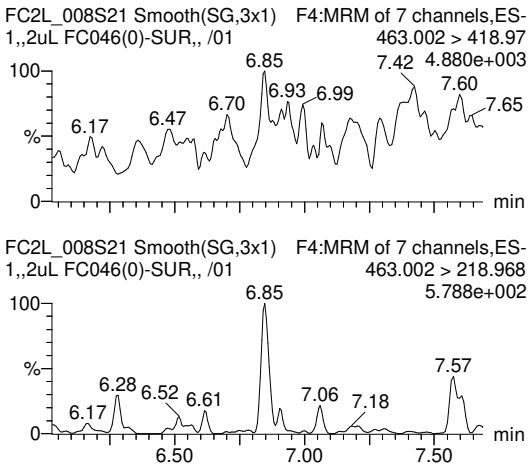

PFNA-SUM

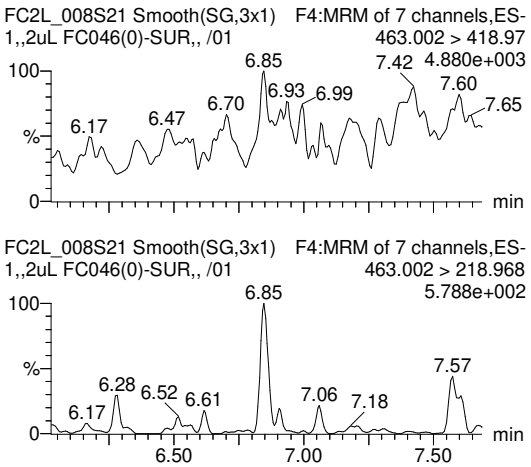

PFNA

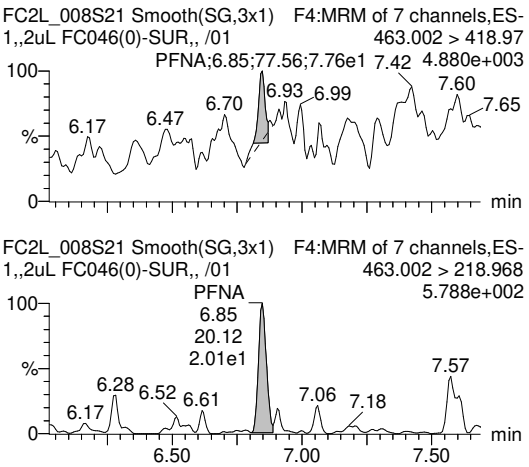

PFDA

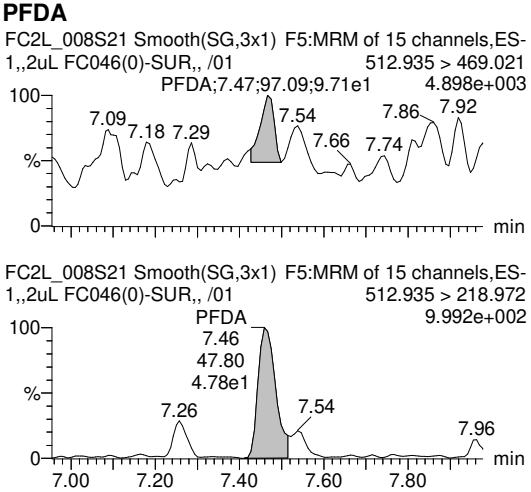

PFUnA

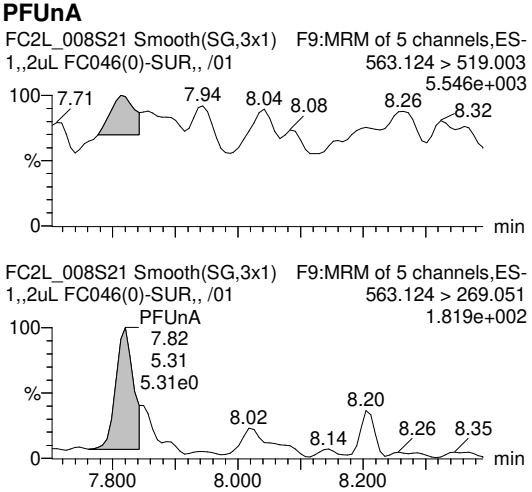

PFDoA

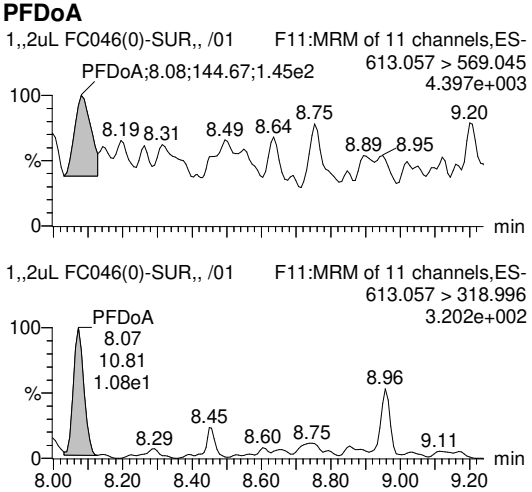

PV by TCH, SV by BRA 13-Jan-22, Conc. & LOD unit = ng for Inst QC, ng/mL for SPM, ng/L for samples

Quantify Sample Report **MassLynx MassLynx V4.1 SCN909**
SGS Axys Analytical Services, Ltd.

Dataset: G:\Masslynx\Inst_L\PFAS\quanfile\FC2L_008-b.qld

Last Altered: Tuesday, January 11, 2022 20:21:00 Pacific Standard Time
Printed: Thursday, January 13, 2022 11:16:02 Pacific Standard Time

ID: FC046(0)-SUR,, /01, Name: FC2L_008S21, Description: 1,,2uL, Date: 11-Jan-2022, Time: 01:36:05

PFTrDA

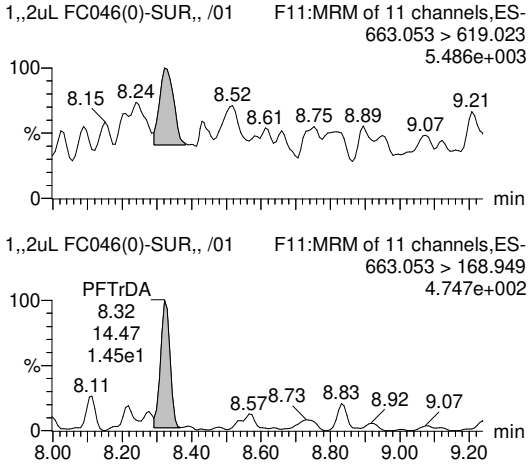

PFTeDA

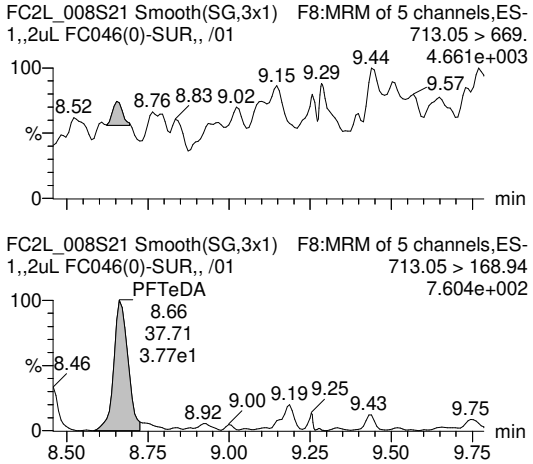

PFBS

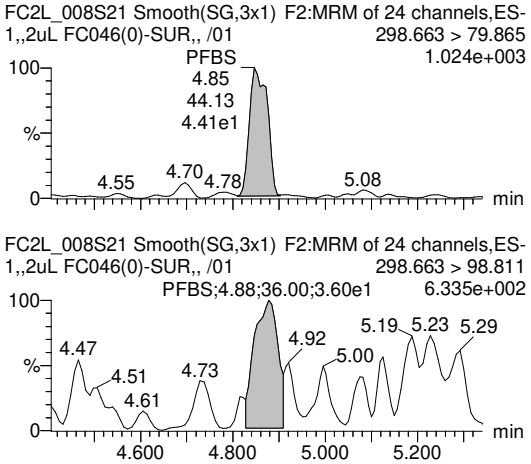

PFPeS

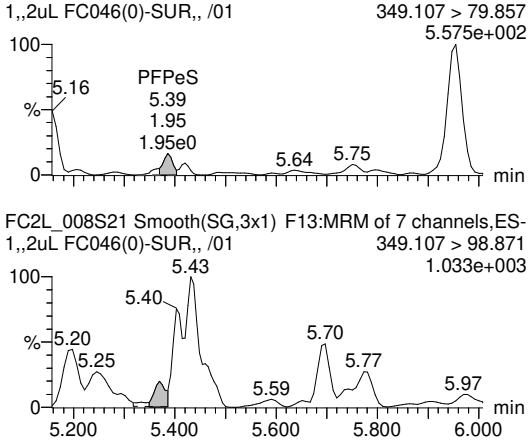

PFHxS-I

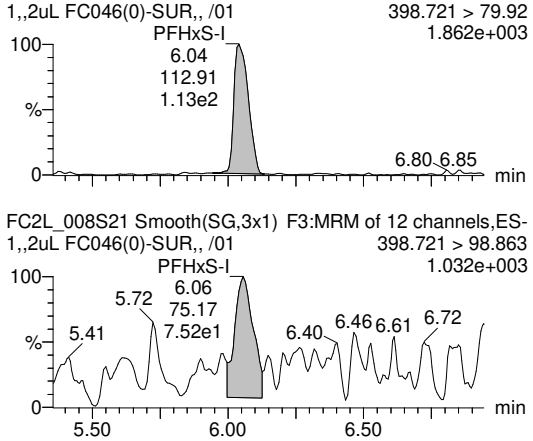

PFHxS-II

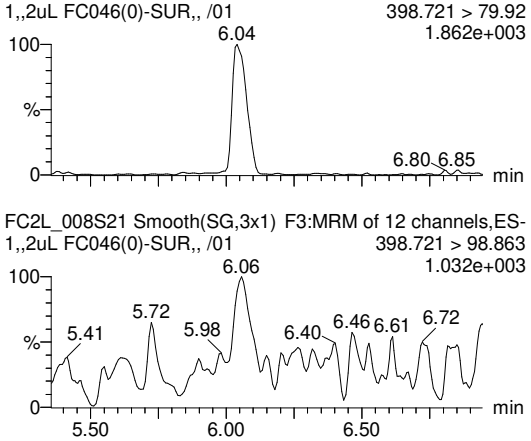

PV by TCH, SV by BRA 13-Jan-22, Conc. & LOD unit = ng for Inst QC, ng/mL for SPM, ng/L for samples

Quantify Sample Report **MassLynx MassLynx V4.1 SCN909**
SGS Axys Analytical Services, Ltd.

Dataset: G:\Masslynx\Inst_L\PFAS\quanfile\FC2L_008-b.qld

Last Altered: Tuesday, January 11, 2022 20:21:00 Pacific Standard Time
Printed: Thursday, January 13, 2022 11:16:02 Pacific Standard Time

ID: FC046(0)-SUR,, /01, Name: FC2L_008S21, Description: 1,,2uL, Date: 11-Jan-2022, Time: 01:36:05

PFHxS-III

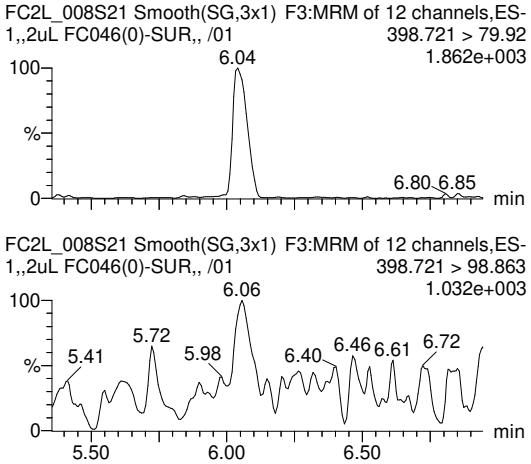

PFHxS-SUM

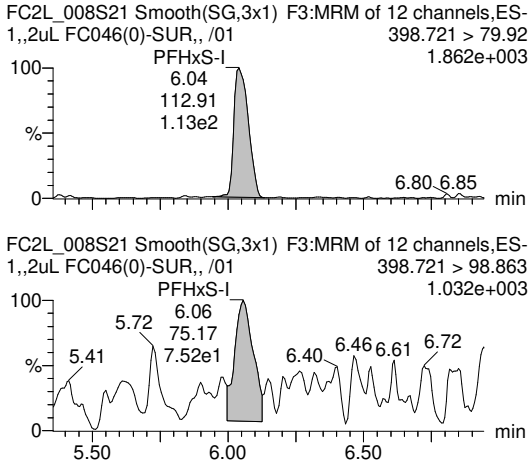

PFHxS

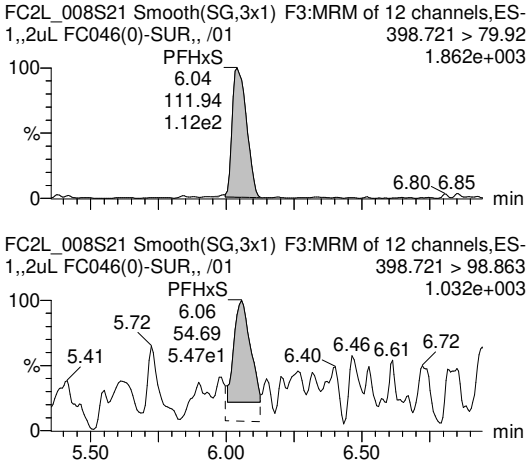

PFHpS

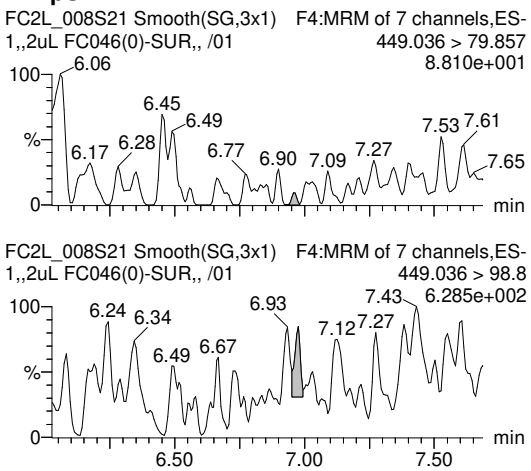

PFOS-I

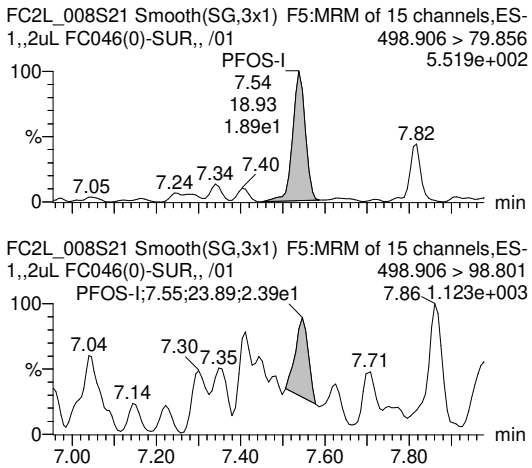

PFOS-II

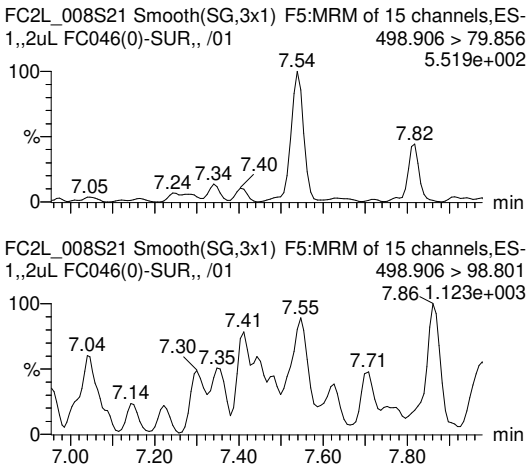

PV by TCH, SV by BRA 13-Jan-22, Conc. & LOD unit = ng for Inst QC, ng/mL for SPM, ng/L for samples

Quantify Sample Report **MassLynx MassLynx V4.1 SCN909**
SGS Axys Analytical Services, Ltd.

Dataset: G:\Masslynx\Inst_L\PFAS\quanfile\FC2L_008-b.qld

Last Altered: Tuesday, January 11, 2022 20:21:00 Pacific Standard Time
Printed: Thursday, January 13, 2022 11:16:02 Pacific Standard Time

ID: FC046(0)-SUR,, /01, Name: FC2L_008S21, Description: 1,,2uL, Date: 11-Jan-2022, Time: 01:36:05

PFOS-III

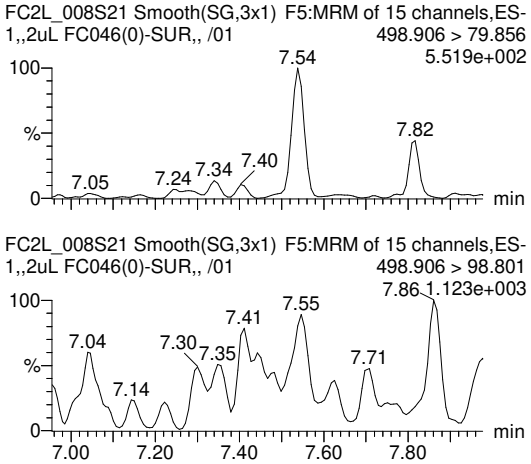

PFOS-IV

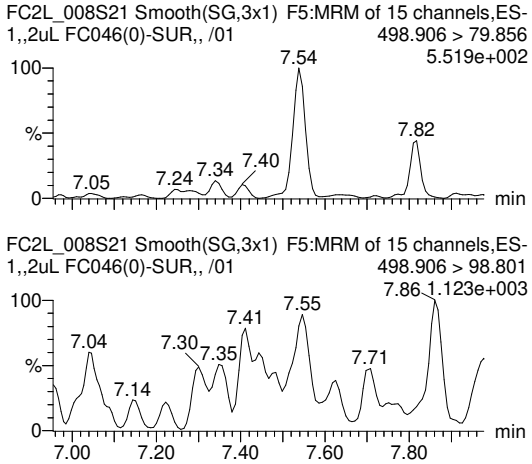

PFOS-SUM

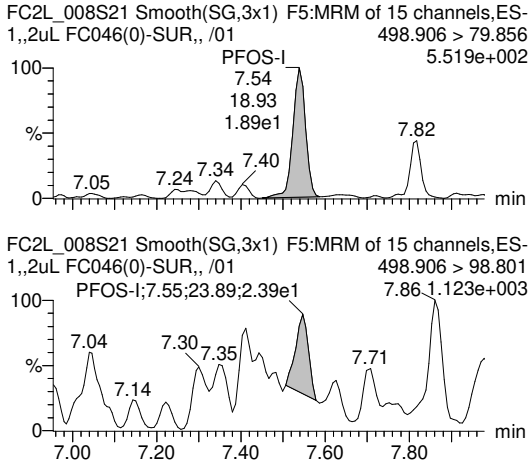

PFOS

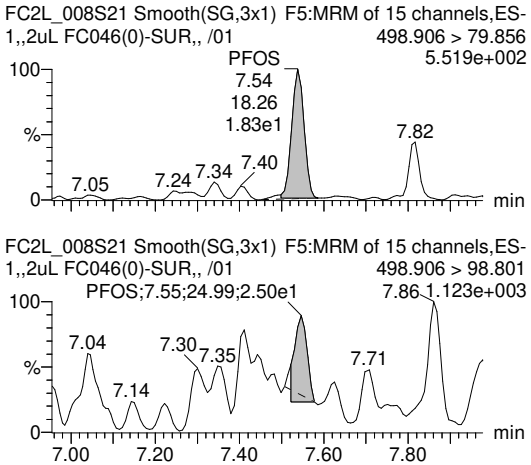

PFNS

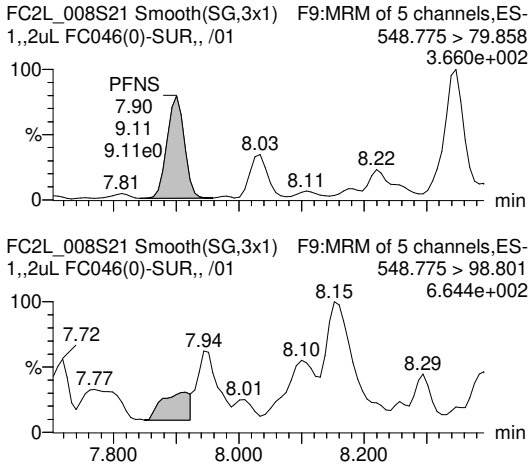

PFDS

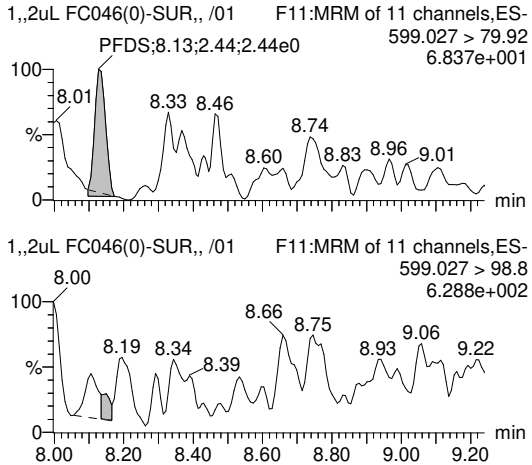

PV by TCH, SV by BRA 13-Jan-22, Conc. & LOD unit = ng for Inst QC, ng/mL for SPM, ng/L for samples

Quantify Sample Report **MassLynx MassLynx V4.1 SCN909**
SGS Axys Analytical Services, Ltd.

Dataset: G:\Masslynx\Inst_L\PFAS\quanfile\FC2L_008-b.qld

Last Altered: Tuesday, January 11, 2022 20:21:00 Pacific Standard Time
Printed: Thursday, January 13, 2022 11:16:02 Pacific Standard Time

ID: FC046(0)-SUR,, /01, Name: FC2L_008S21, Description: 1,,2uL, Date: 11-Jan-2022, Time: 01:36:05

PFDoS

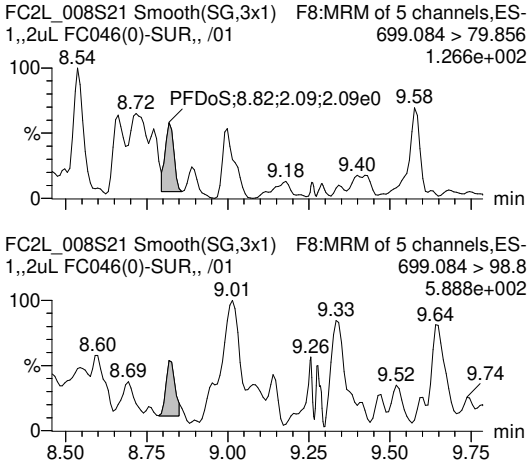

4:2 FTS

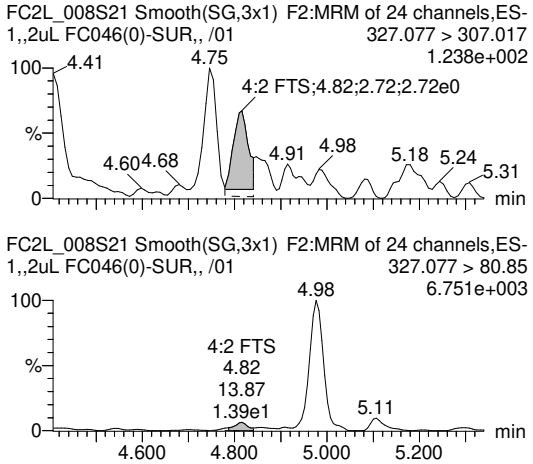

6:2 FTS

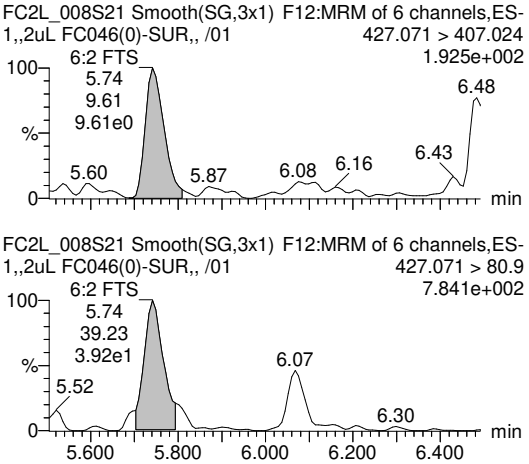

8:2 FTS

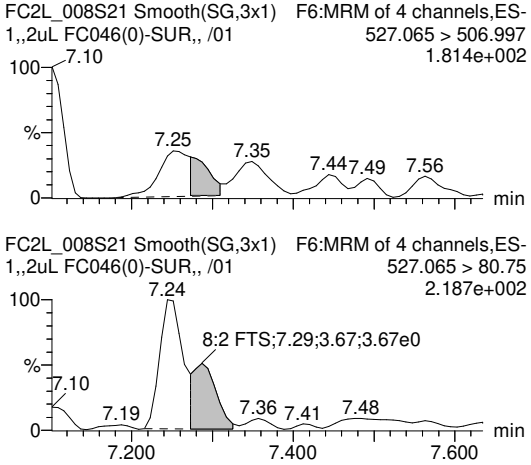

PFOSA-I

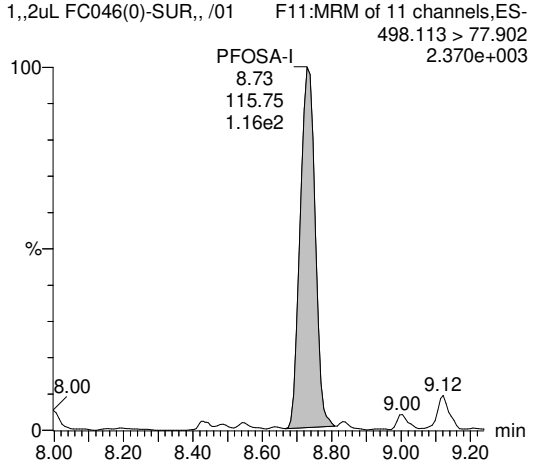

PFOSA-II

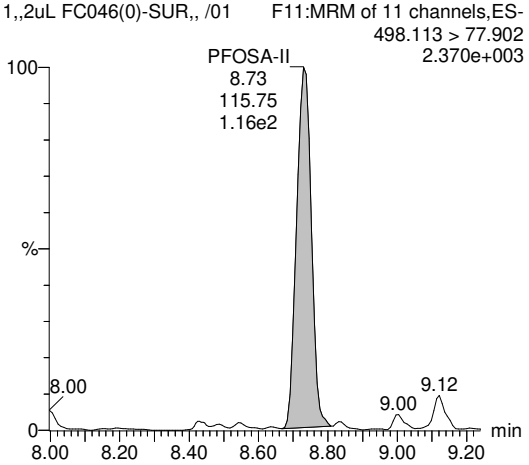

PV by TCH, SV by BRA 13-Jan-22, Conc. & LOD unit = ng for Inst QC, ng/mL for SPM, ng/L for samples

Quantify Sample Report **MassLynx MassLynx V4.1 SCN909**
SGS Axys Analytical Services, Ltd.

Dataset: G:\Masslynx\Inst_L\PFAS\quanfile\FC2L_008-b.qld

Last Altered: Tuesday, January 11, 2022 20:21:00 Pacific Standard Time
Printed: Thursday, January 13, 2022 11:16:02 Pacific Standard Time

ID: FC046(0)-SUR,, /01, Name: FC2L_008S21, Description: 1,,2uL, Date: 11-Jan-2022, Time: 01:36:05

PFOSA-SUM

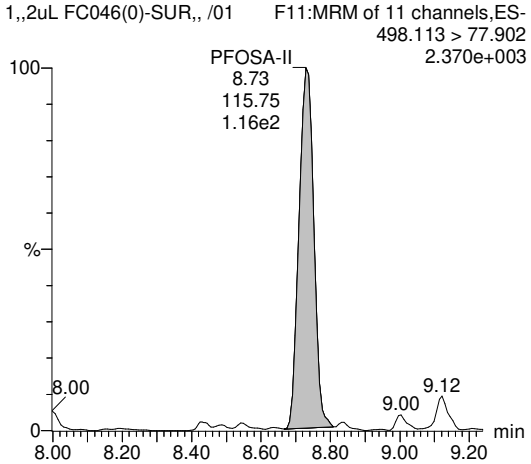

PFOSA

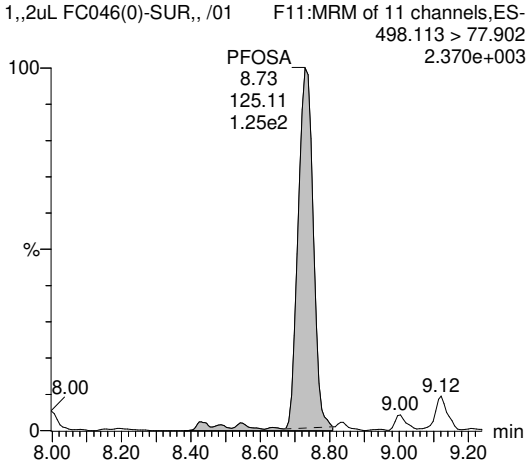

N-MeFOSA-I

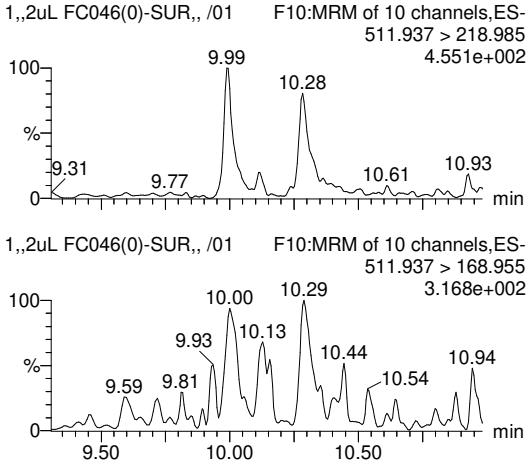

N-MeFOSA-II

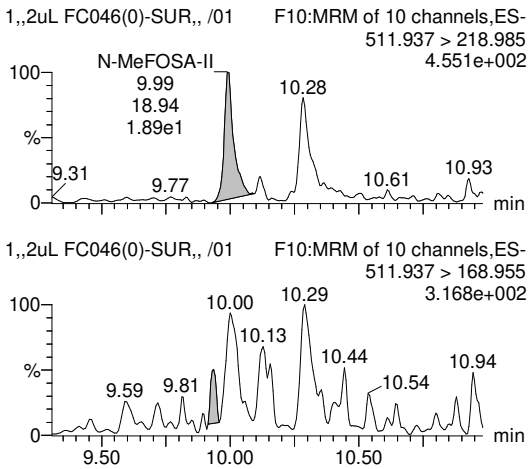

N-MeFOSA-SUM

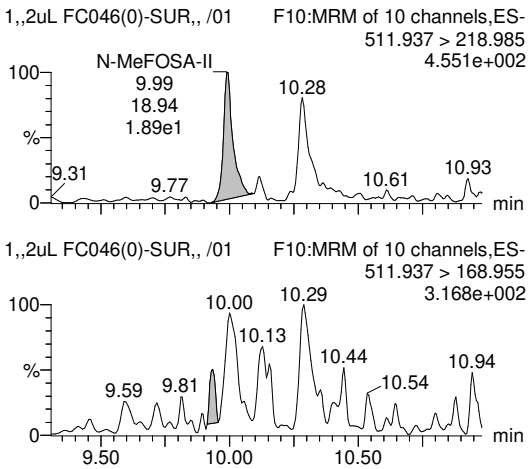

N-MeFOSA

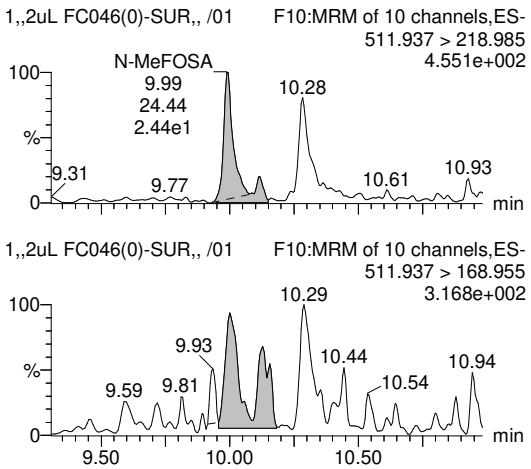

PV by TCH, SV by BRA 13-Jan-22, Conc. & LOD unit = ng for Inst QC, ng/mL for SPM, ng/L for samples

Quantify Sample Report **MassLynx MassLynx V4.1 SCN909**
SGS Axys Analytical Services, Ltd.

Dataset: G:\Masslynx\Inst_L\PFAS\quanfile\FC2L_008-b.qld

Last Altered: Tuesday, January 11, 2022 20:21:00 Pacific Standard Time
Printed: Thursday, January 13, 2022 11:16:02 Pacific Standard Time

ID: FC046(0)-SUR,, /01, Name: FC2L_008S21, Description: 1,,2uL, Date: 11-Jan-2022, Time: 01:36:05

N-EtFOSA-I

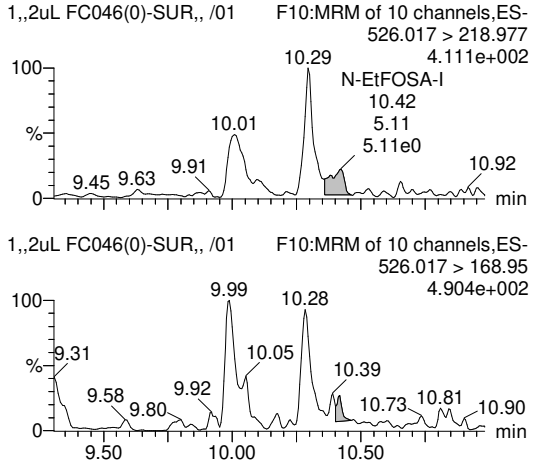

N-EtFOSA-II

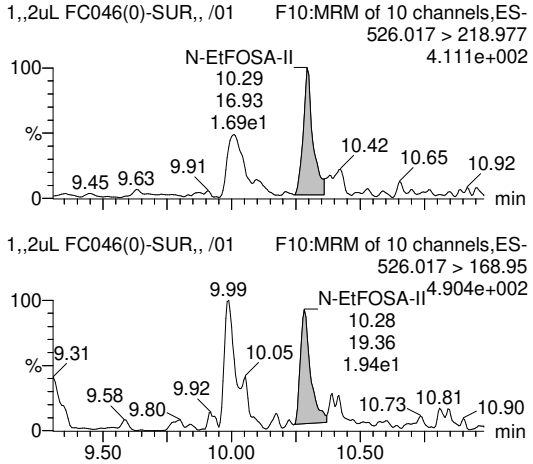

N-EtFOSA-SUM

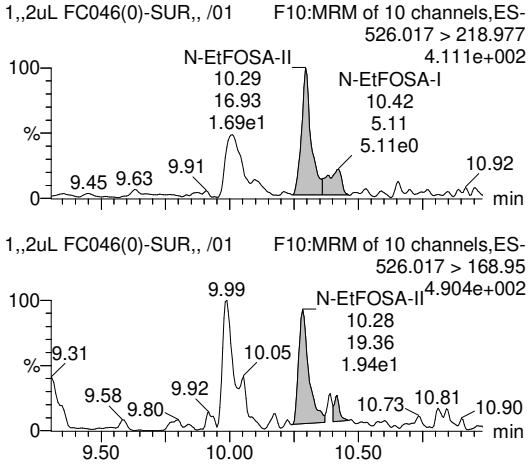

N-EtFOSA

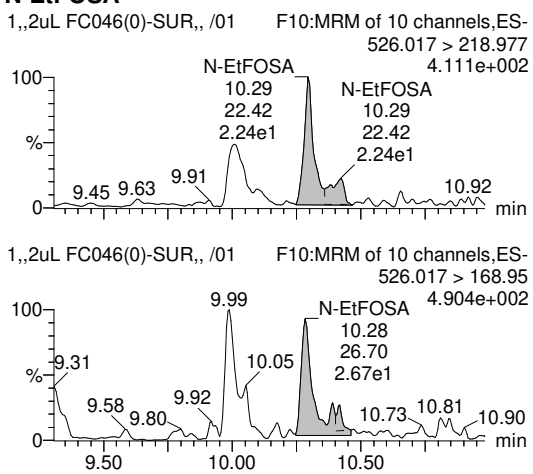

MeFOSAA-I

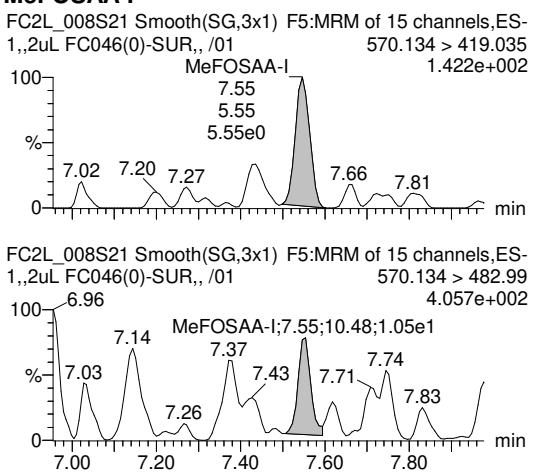

MeFOSAA-II

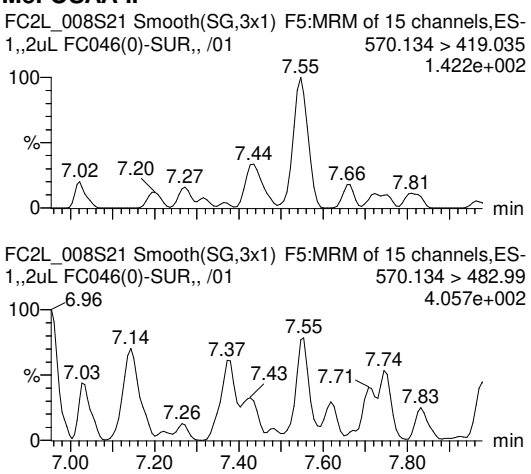

PV by TCH, SV by BRA 13-Jan-22, Conc. & LOD unit = ng for Inst QC, ng/mL for SPM, ng/L for samples

Quantify Sample Report **MassLynx MassLynx V4.1 SCN909**
SGS Axys Analytical Services, Ltd.

Dataset: G:\Masslynx\Inst_L\PFAS\quanfile\FC2L_008-b.qld

Last Altered: Tuesday, January 11, 2022 20:21:00 Pacific Standard Time
Printed: Thursday, January 13, 2022 11:16:02 Pacific Standard Time

ID: FC046(0)-SUR,, /01, Name: FC2L_008S21, Description: 1,,2uL, Date: 11-Jan-2022, Time: 01:36:05

MeFOSAA-III

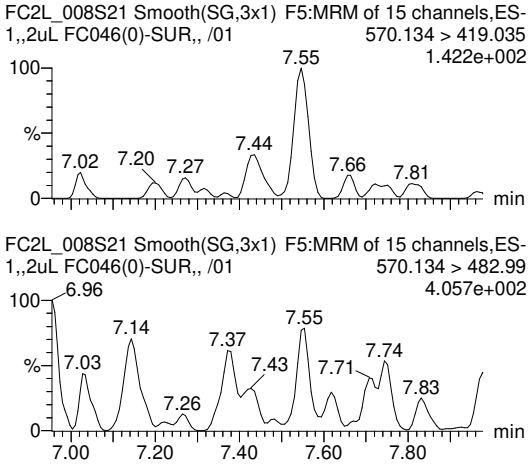

MeFOSAA-SUM

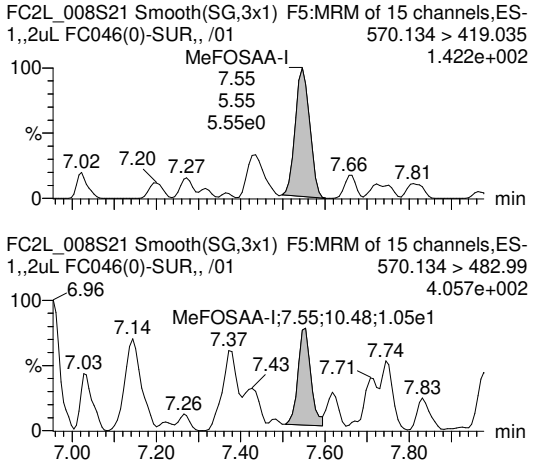

MeFOSAA

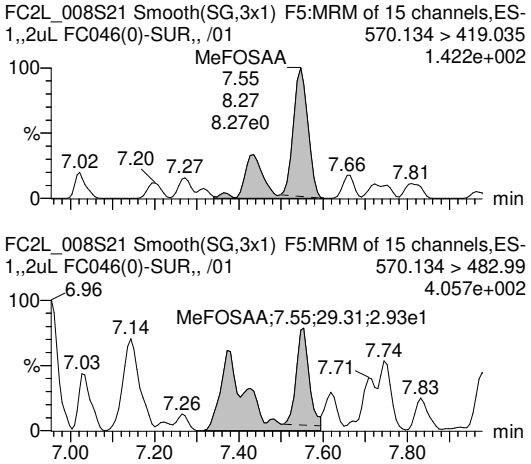

EtFOSAA-I

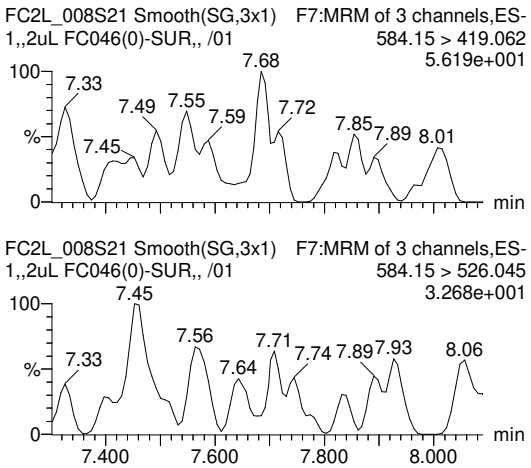

EtFOSAA-II

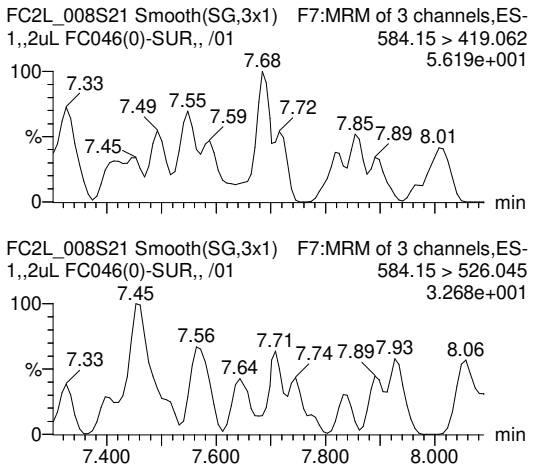

EtFOSAA-III

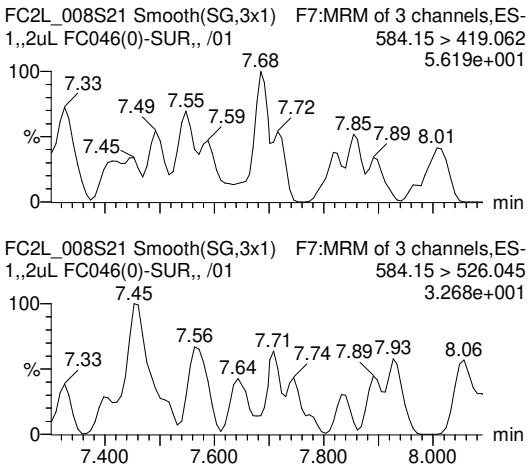

PV by TCH, SV by BRA 13-Jan-22, Conc. & LOD unit = ng for Inst QC, ng/mL for SPM, ng/L for samples

Quantify Sample Report **MassLynx MassLynx V4.1 SCN909**
SGS Axys Analytical Services, Ltd.

Dataset: G:\Masslynx\Inst_L\PFAS\quanfile\FC2L_008-b.qld

Last Altered: Tuesday, January 11, 2022 20:21:00 Pacific Standard Time
Printed: Thursday, January 13, 2022 11:16:02 Pacific Standard Time

ID: FC046(0)-SUR,, /01, Name: FC2L_008S21, Description: 1,,2uL, Date: 11-Jan-2022, Time: 01:36:05

EtFOSAA-SUM

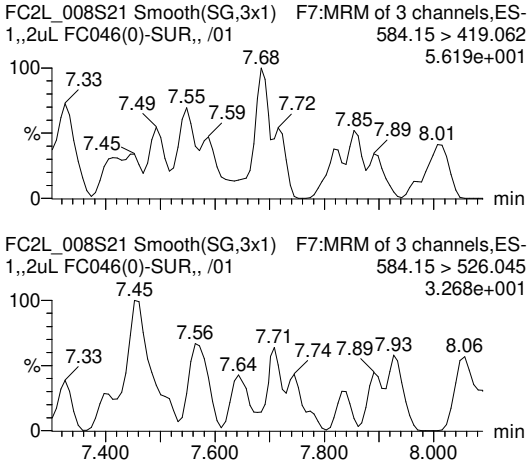

EtFOSAA

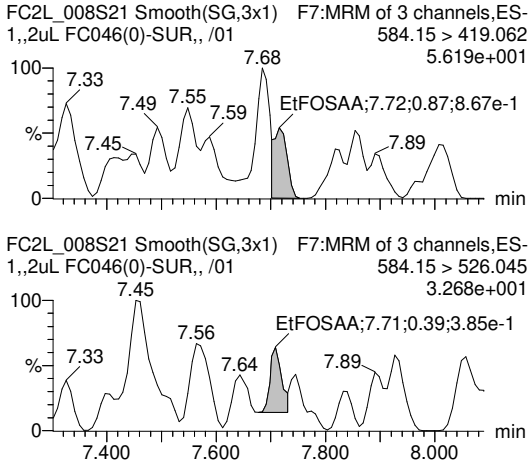

N-MeFOSE-I

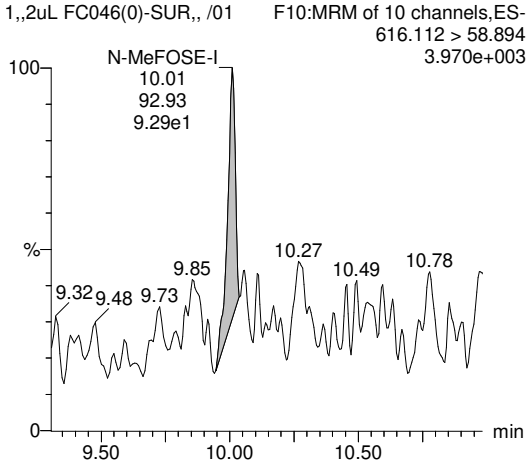

N-MeFOSE-II

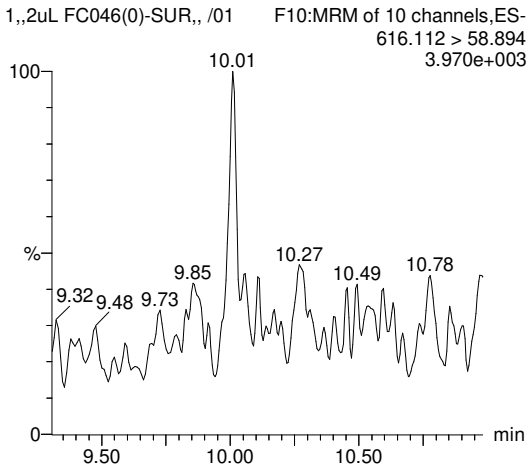

N-MeFOSE-III

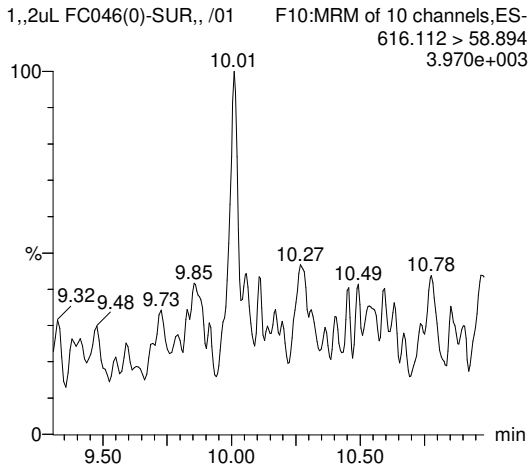

N-MeFOSE-SUM

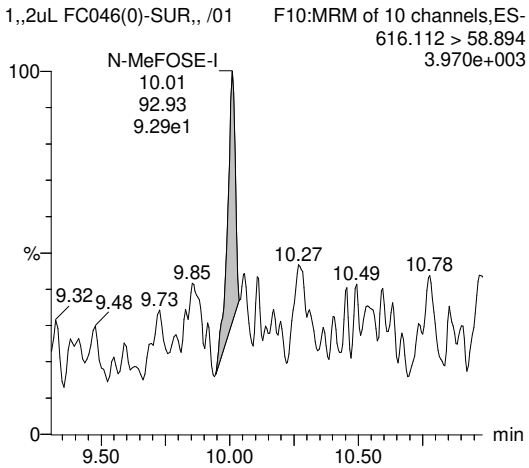

PV by TCH, SV by BRA 13-Jan-22, Conc. & LOD unit = ng for Inst QC, ng/mL for SPM, ng/L for samples

Quantify Sample Report **MassLynx MassLynx V4.1 SCN909**
SGS Axys Analytical Services, Ltd.

Dataset: G:\Masslynx\Inst_L\PFAS\quanfile\FC2L_008-b.qld

Last Altered: Tuesday, January 11, 2022 20:21:00 Pacific Standard Time
Printed: Thursday, January 13, 2022 11:16:02 Pacific Standard Time

ID: FC046(0)-SUR,, /01, Name: FC2L_008S21, Description: 1,,2uL, Date: 11-Jan-2022, Time: 01:36:05

N-MeFOSE

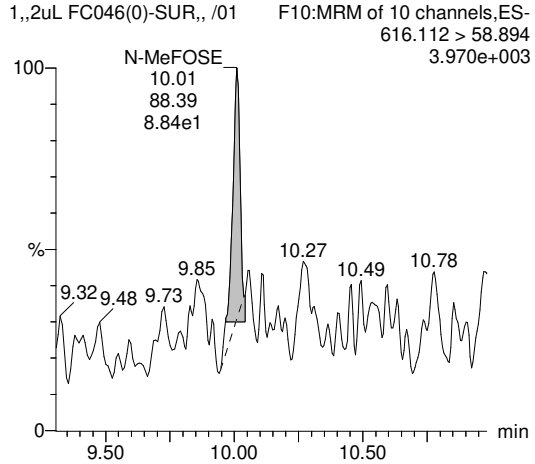

N-EtFOSE-I

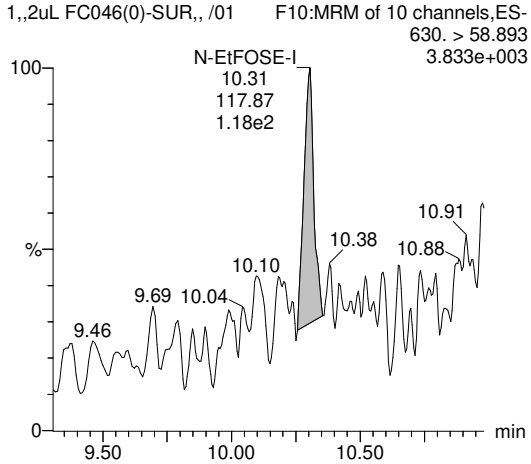

N-EtFOSE-II

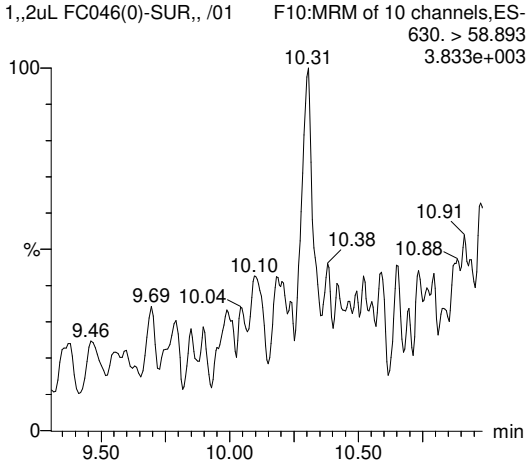

N-EtFOSE-III

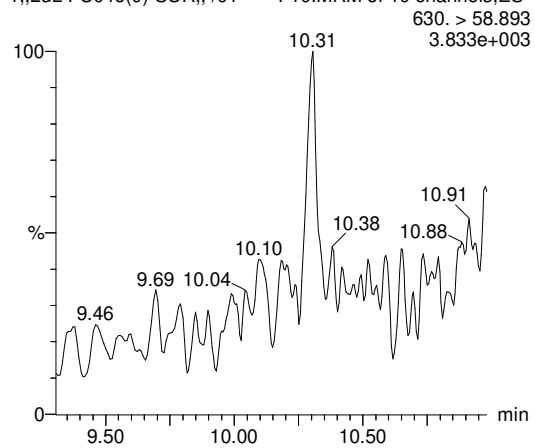

N-EtFOSE-SUM

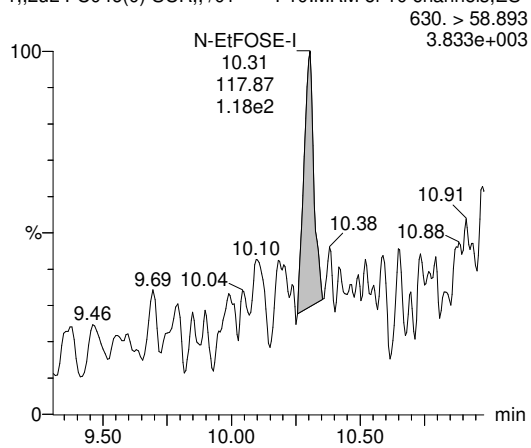

N-EtFOSE

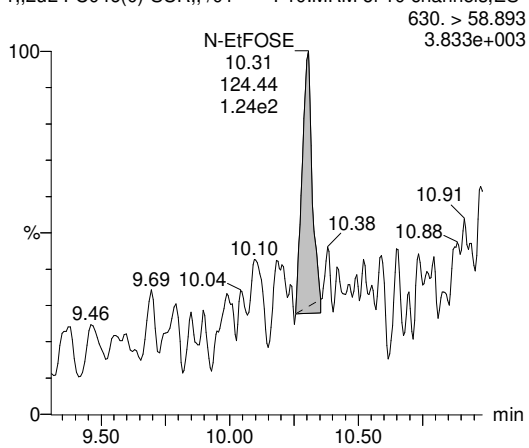

PV by TCH, SV by BRA 13-Jan-22, Conc. & LOD unit = ng for Inst QC, ng/mL for SPM, ng/L for samples

Quantify Sample Report **MassLynx MassLynx V4.1 SCN909**
SGS Axys Analytical Services, Ltd.

Dataset: G:\Masslynx\Inst_L\PFAS\quanfile\FC2L_008-b.qld

Last Altered: Tuesday, January 11, 2022 20:21:00 Pacific Standard Time
Printed: Thursday, January 13, 2022 11:16:02 Pacific Standard Time

ID: FC046(0)-SUR,, /01, Name: FC2L_008S21, Description: 1,,2uL, Date: 11-Jan-2022, Time: 01:36:05

HFPO-DA

FC2L_008S21 Smooth(SG,3x1) F2:MRM of 24 channels,ES-
1,,2uL FC046(0)-SUR,, /01 284.8894 > 168.9079
9.829e+002

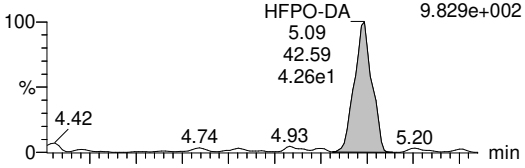

FC2L_008S21 Smooth(SG,3x1) F2:MRM of 24 channels,ES-
1,,2uL FC046(0)-SUR,, /01 284.8894 > 184.9131
5.658e+002

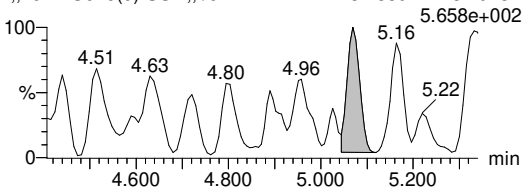

ADONA

FC2L_008S21 Smooth(SG,3x1) F13:MRM of 7 channels,ES-
1,,2uL FC046(0)-SUR,, /01 376.88 > 250.937
5.138e+002

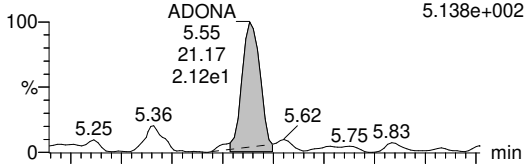

FC2L_008S21 Smooth(SG,3x1) F13:MRM of 7 channels,ES-
1,,2uL FC046(0)-SUR,, /01 376.88 > 84.832
6.035e+002

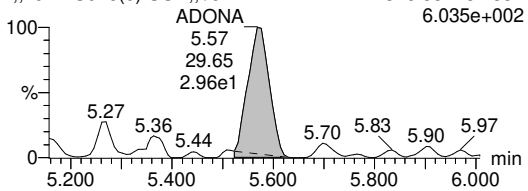

9Cl-PF3ONS

FC2L_008S21 Smooth(SG,3x1) F5:MRM of 15 channels,ES-
1,,2uL FC046(0)-SUR,, /01 530.807 > 350.967
2.799e+002

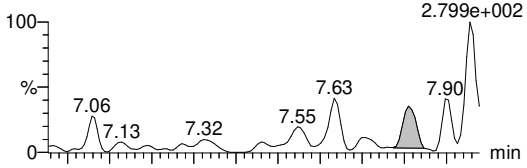

FC2L_008S21 Smooth(SG,3x1) F5:MRM of 15 channels,ES-
1,,2uL FC046(0)-SUR,, /01 532.804 > 352.947
8.183e+002

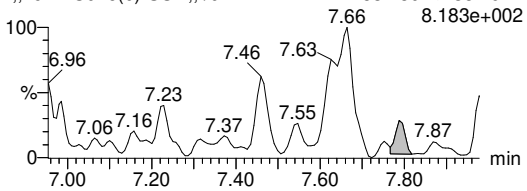

11Cl-PF3OUdS

1,,2uL FC046(0)-SUR,, /01 F11:MRM of 11 channels,ES-
630.865 > 450.902
2.194e+002

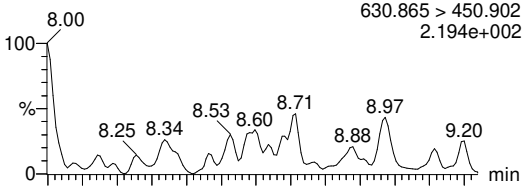

1,,2uL FC046(0)-SUR,, /01 F11:MRM of 11 channels,ES-
632.868 > 452.91
4.995e+002

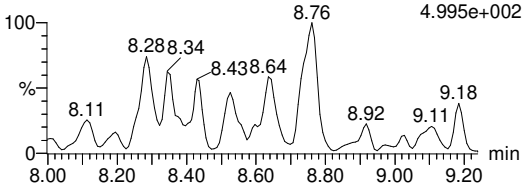

3:3 FTCA

FC2L_008S21 Smooth(SG,3x1) F14:MRM of 8 channels,ES-
1,,2uL FC046(0)-SUR,, /01 241 > 177
6.469e+002

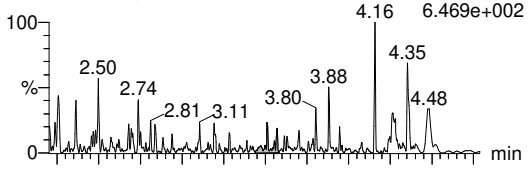

FC2L_008S21 Smooth(SG,3x1) F14:MRM of 8 channels,ES-
1,,2uL FC046(0)-SUR,, /01 241 > 117
2.380e+003

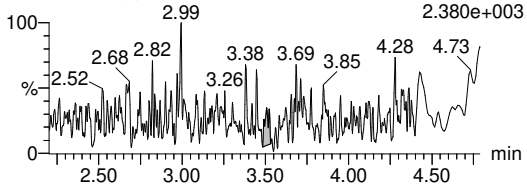

5:3 FTCA

FC2L_008S21 Smooth(SG,3x1) F2:MRM of 24 channels,ES-
1,,2uL FC046(0)-SUR,, /01 341 > 237.1
1.718e+003

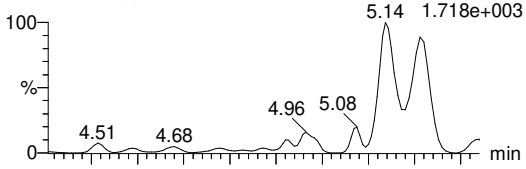

FC2L_008S21 Smooth(SG,3x1) F2:MRM of 24 channels,ES-
1,,2uL FC046(0)-SUR,, /01 341 > 217
7.273e+003

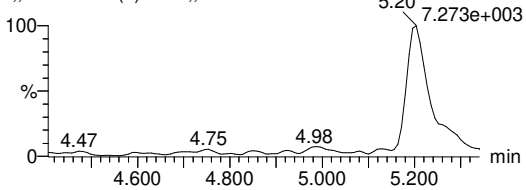

PV by TCH, SV by BRA 13-Jan-22, Conc. & LOD unit = ng for Inst QC, ng/mL for SPM, ng/L for samples

Quantify Sample Report **MassLynx MassLynx V4.1 SCN909**
SGS Axys Analytical Services, Ltd.

Dataset: G:\Masslynx\Inst_L\PFAS\quanfile\FC2L_008-b.qld

Last Altered: Tuesday, January 11, 2022 20:21:00 Pacific Standard Time
Printed: Thursday, January 13, 2022 11:16:02 Pacific Standard Time

ID: FC046(0)-SUR,, /01, Name: FC2L_008S21, Description: 1,,2uL, Date: 11-Jan-2022, Time: 01:36:05

7:3 FTCA

FC2L_008S21 Smooth(SG,3x1) F3:MRM of 12 channels,ES-
1,,2uL FC046(0)-SUR,, /01 441 > 316.9
2.968e+003

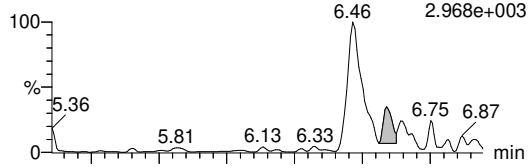

FC2L_008S21 Smooth(SG,3x1) F3:MRM of 12 channels,ES-
1,,2uL FC046(0)-SUR,, /01 441 > 336.9
5.979e+003

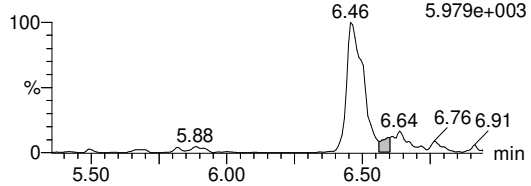

PFEESA

FC2L_008S21 Smooth(SG,3x1) F2:MRM of 24 channels,ES-
1,,2uL FC046(0)-SUR,, /01 314.8 > 134.9
1.053e+002

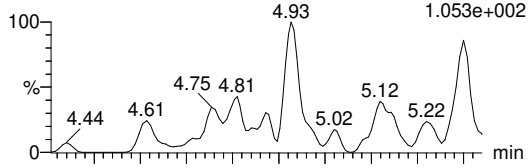

FC2L_008S21 Smooth(SG,3x1) F2:MRM of 24 channels,ES-
1,,2uL FC046(0)-SUR,, /01 314.8 > 82.9
2.493e+003

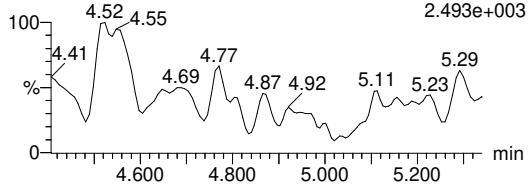

PFMPA

FC2L_008S21 Smooth(SG,5x1) F14:MRM of 8 channels,ES-
1,,2uL FC046(0)-SUR,, /01 229.013 > 84.9
1.910e+003

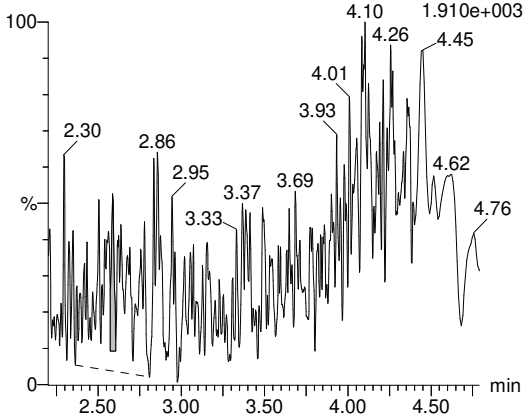

PFMBA

FC2L_008S21 Smooth(SG,3x1) F14:MRM of 8 channels,ES-
1,,2uL FC046(0)-SUR,, /01 279 > 85.1
7.464e+002

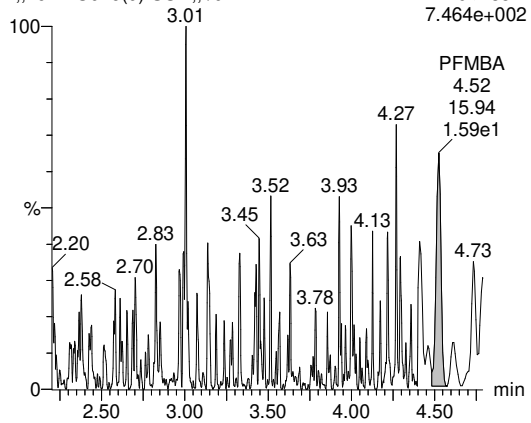

NFDHA

FC2L_008S21 Smooth(SG,3x1) F2:MRM of 24 channels,ES-
1,,2uL FC046(0)-SUR,, /01 295 > 201
4.636e+001

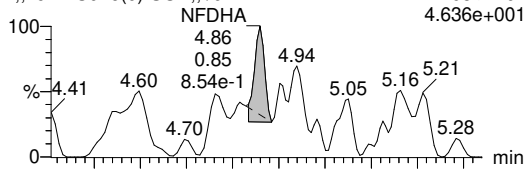

FC2L_008S21 Smooth(SG,3x1) F2:MRM of 24 channels,ES-
1,,2uL FC046(0)-SUR,, /01 295 > 84.9
7.663e+002

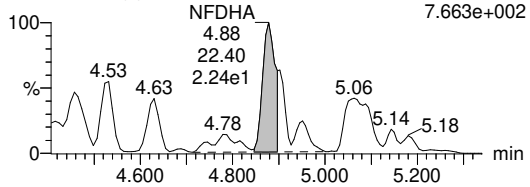

13C4-PFBA

FC2L_008S21 Smooth(SG,3x1) F1:MRM of 3 channels,ES-
1,,2uL FC046(0)-SUR,, /01 216.776 > 171.928
3.805e+006

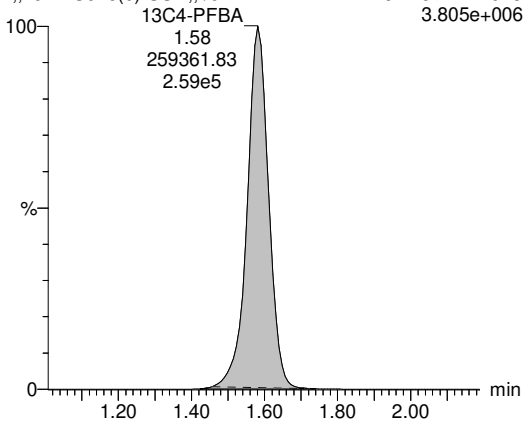

PV by TCH, SV by BRA 13-Jan-22, Conc. & LOD unit = ng for Inst QC, ng/mL for SPM, ng/L for samples

Quantify Sample Report **MassLynx MassLynx V4.1 SCN909**
SGS Axys Analytical Services, Ltd.

Dataset: G:\Masslynx\Inst_L\PFAS\quanfile\FC2L_008-b.qld

Last Altered: Tuesday, January 11, 2022 20:21:00 Pacific Standard Time
Printed: Thursday, January 13, 2022 11:16:02 Pacific Standard Time

ID: FC046(0)-SUR,, /01, Name: FC2L_008S21, Description: 1,,2uL, Date: 11-Jan-2022, Time: 01:36:05

13C5-PFPeA

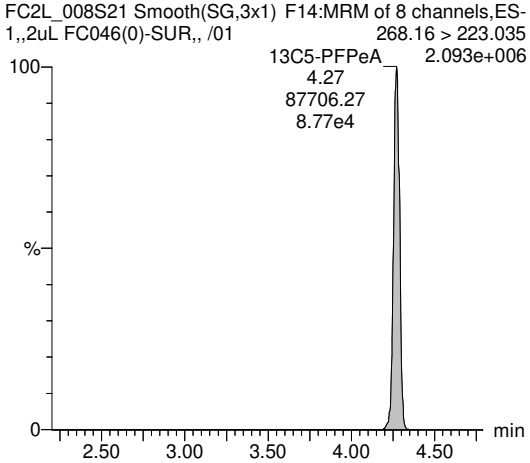

13C5-PFHxA

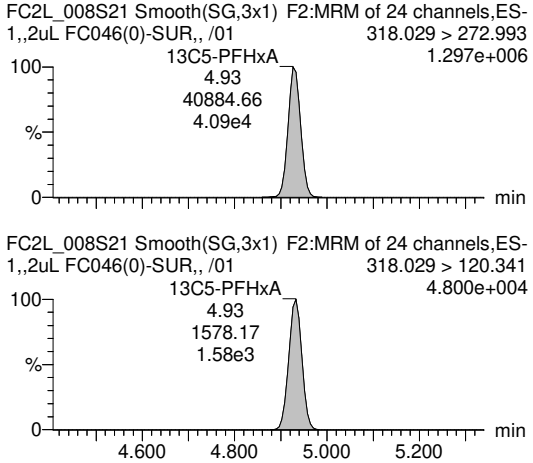

13C4-PFHpA

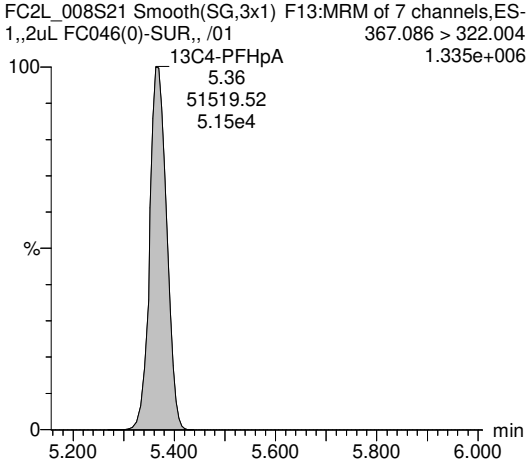

13C8-PFOA

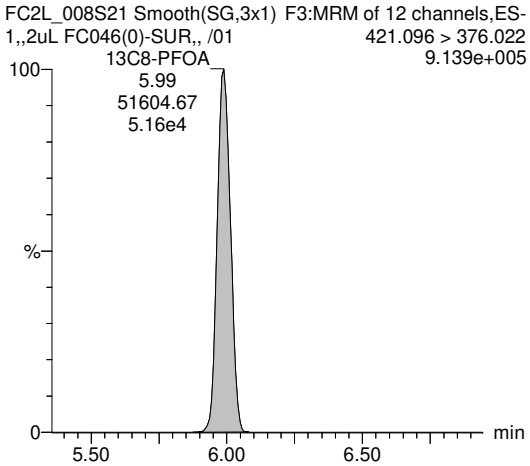

13C9-PFNA

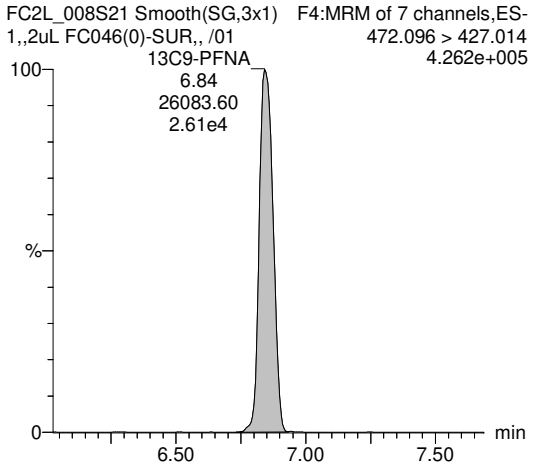

13C6-PFDA

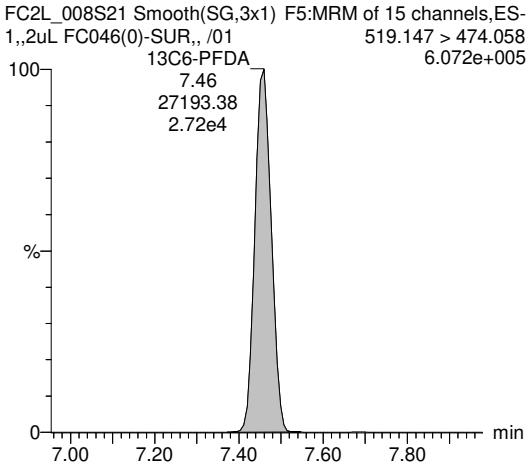

PV by TCH, SV by BRA 13-Jan-22, Conc. & LOD unit = ng for Inst QC, ng/mL for SPM, ng/L for samples

Quantify Sample Report **MassLynx MassLynx V4.1 SCN909**
SGS Axys Analytical Services, Ltd.

Dataset: G:\Masslynx\Inst_L\PFAS\quanfile\FC2L_008-b.qld

Last Altered: Tuesday, January 11, 2022 20:21:00 Pacific Standard Time
Printed: Thursday, January 13, 2022 11:16:02 Pacific Standard Time

ID: FC046(0)-SUR,, /01, Name: FC2L_008S21, Description: 1,,2uL, Date: 11-Jan-2022, Time: 01:36:05

13C7-PFUnA

FC2L_008S21 Smooth(SG,3x1) F9:MRM of 5 channels,ES-
1,,2uL FC046(0)-SUR,, /01 570.019 > 525.05
7.944e+005

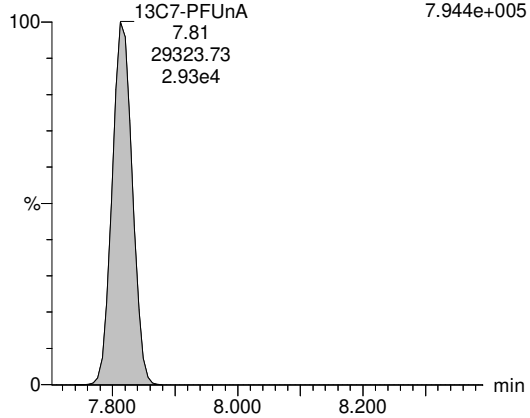

13C2-PFDoA

1,,2uL FC046(0)-SUR,, /01 F11:MRM of 11 channels,ES-
615.127 > 570.013
6.262e+005

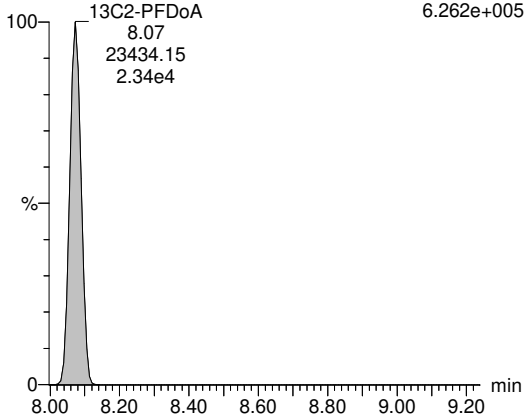

13C2-PFTeDA

FC2L_008S21 Smooth(SG,3x1) F8:MRM of 5 channels,ES-
1,,2uL FC046(0)-SUR,, /01 715.057 > 670.026
3.796e+005

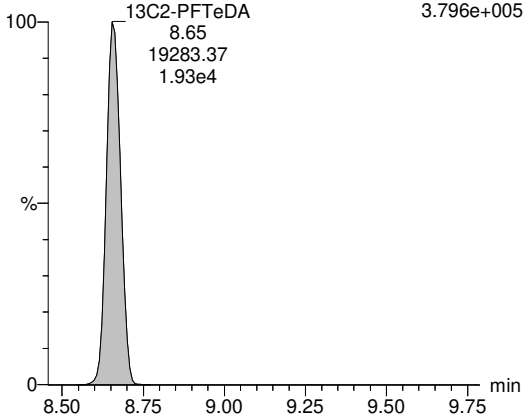

13C3-PFBS

FC2L_008S21 Smooth(SG,3x1) F2:MRM of 24 channels,ES-
1,,2uL FC046(0)-SUR,, /01 302.056 > 79.865
1.241e+006

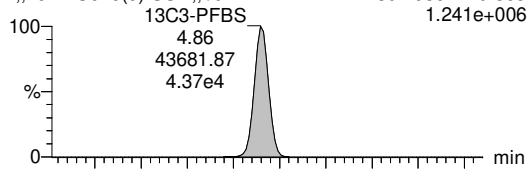

FC2L_008S21 Smooth(SG,3x1) F2:MRM of 24 channels,ES-
1,,2uL FC046(0)-SUR,, /01 302.056 > 98.875
4.274e+005

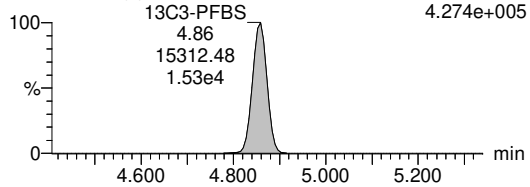

13C3-PFHxS

FC2L_008S21 Smooth(SG,3x1) F3:MRM of 12 channels,ES-
1,,2uL FC046(0)-SUR,, /01 402.114 > 79.858
5.915e+005

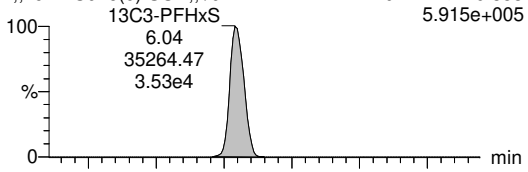

FC2L_008S21 Smooth(SG,3x1) F3:MRM of 12 channels,ES-
1,,2uL FC046(0)-SUR,, /01 402.114 > 98.801
2.516e+005

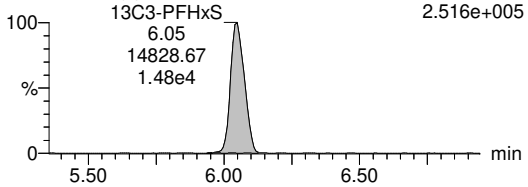

13C8-PFOS

FC2L_008S21 Smooth(SG,3x1) F5:MRM of 15 channels,ES-
1,,2uL FC046(0)-SUR,, /01 507.124 > 79.858
7.038e+005

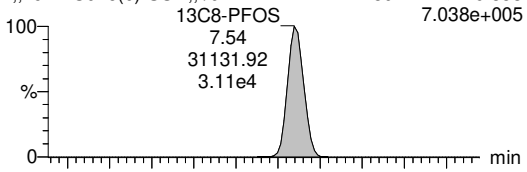

FC2L_008S21 Smooth(SG,3x1) F5:MRM of 15 channels,ES-
1,,2uL FC046(0)-SUR,, /01 507.124 > 98.867
3.334e+005

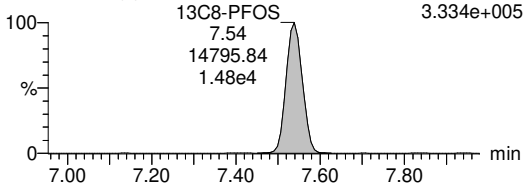

PV by TCH, SV by BRA 13-Jan-22, Conc. & LOD unit = ng for Inst QC, ng/mL for SPM, ng/L for samples

Quantify Sample Report **MassLynx MassLynx V4.1 SCN909**
SGS Axys Analytical Services, Ltd.

Dataset: G:\Masslynx\Inst_L\PFAS\quanfile\FC2L_008-b.qld

Last Altered: Tuesday, January 11, 2022 20:21:00 Pacific Standard Time
Printed: Thursday, January 13, 2022 11:16:02 Pacific Standard Time

ID: FC046(0)-SUR,, /01, Name: FC2L_008S21, Description: 1,,2uL, Date: 11-Jan-2022, Time: 01:36:05

13C2-4:2 FTS

FC2L_008S21 Smooth(SG,3x1) F2:MRM of 24 channels,ES-
1,,2uL FC046(0)-SUR,, /01 329.084 > 80.9
1.432e+006

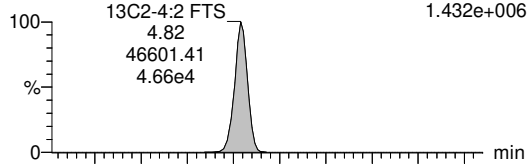

FC2L_008S21 Smooth(SG,3x1) F2:MRM of 24 channels,ES-
1,,2uL FC046(0)-SUR,, /01 329.084 > 309.024
6.525e+005

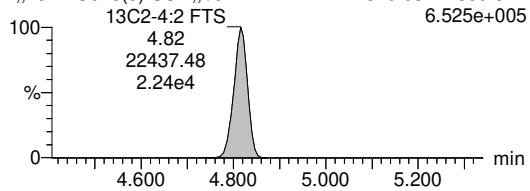

13C2-6:2 FTS

FC2L_008S21 Smooth(SG,3x1) F12:MRM of 6 channels,ES-
1,,2uL FC046(0)-SUR,, /01 429.078 > 80.900
6.720e+005



FC2L_008S21 Smooth(SG,3x1) F12:MRM of 6 channels,ES-
1,,2uL FC046(0)-SUR,, /01 429.078 > 409.031
2.960e+005

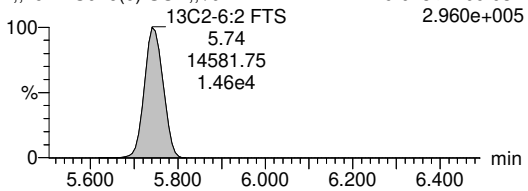

13C2-8:2 FTS

FC2L_008S21 Smooth(SG,3x1) F6:MRM of 4 channels,ES-
1,,2uL FC046(0)-SUR,, /01 529.1351 > 80.900
9.221e+005

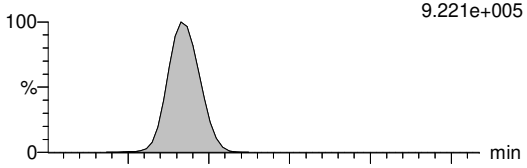

FC2L_008S21 Smooth(SG,3x1) F6:MRM of 4 channels,ES-
1,,2uL FC046(0)-SUR,, /01 529.135 > 509.003
2.739e+005

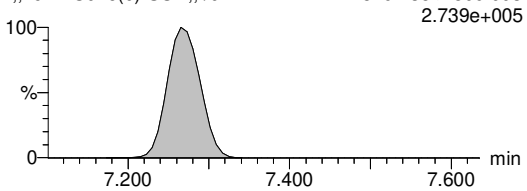

13C8-PFOSA

1,,2uL FC046(0)-SUR,, /01 F11:MRM of 11 channels,ES-
506.14 > 77.841
1.128e+006

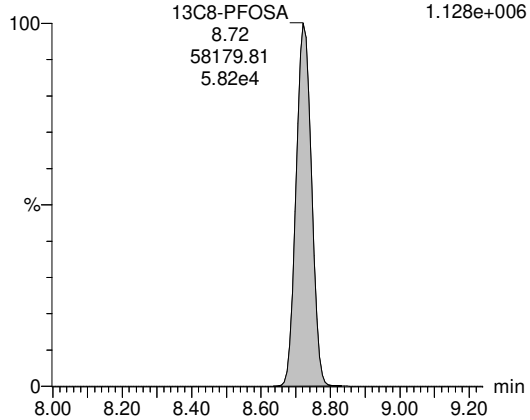

D3-N-MeFOSA

1,,2uL FC046(0)-SUR,, /01 F10:MRM of 10 channels,ES-
514.956 > 218.974
2.081e+005

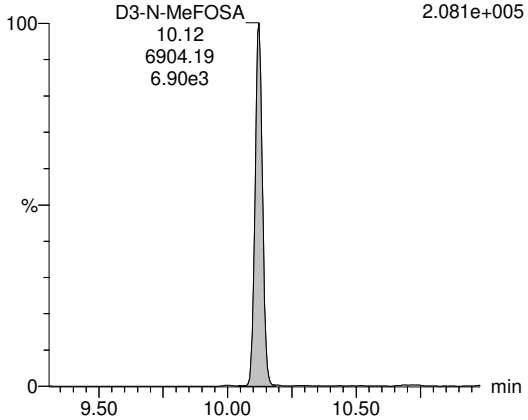

D5-N-EtFOSA

1,,2uL FC046(0)-SUR,, /01 F10:MRM of 10 channels,ES-
531.112 > 218.984
2.128e+005

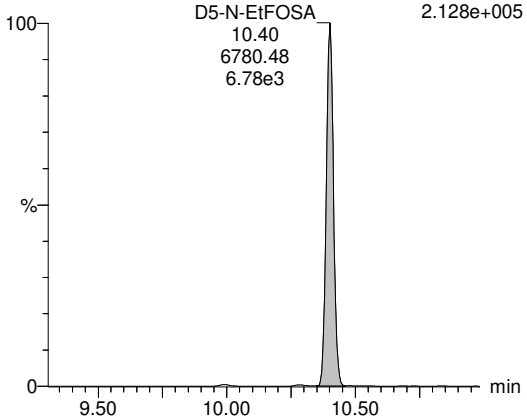

PV by TCH, SV by BRA 13-Jan-22, Conc. & LOD unit = ng for Inst QC, ng/mL for SPM, ng/L for samples

Quantify Sample Report **MassLynx MassLynx V4.1 SCN909**
SGS Axys Analytical Services, Ltd.

Dataset: G:\Masslynx\Inst_L\PFAS\quanfile\FC2L_008-b.qld

Last Altered: Tuesday, January 11, 2022 20:21:00 Pacific Standard Time
Printed: Thursday, January 13, 2022 11:16:02 Pacific Standard Time

ID: FC046(0)-SUR,, /01, Name: FC2L_008S21, Description: 1,,2uL, Date: 11-Jan-2022, Time: 01:36:05

D3-MeFOSAA

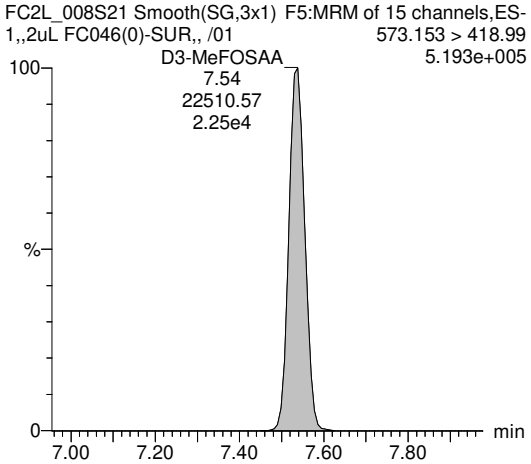

D5-EtFOSAA

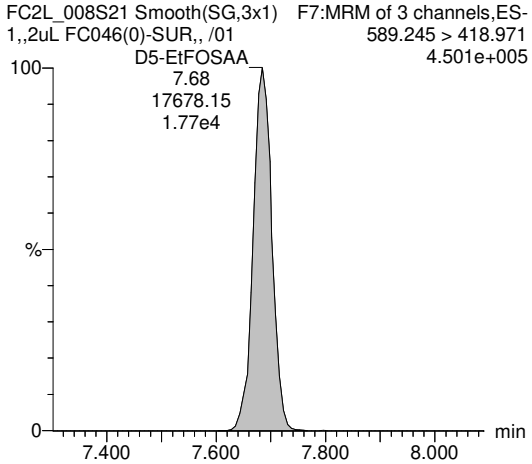

D7-N-MeFOSE

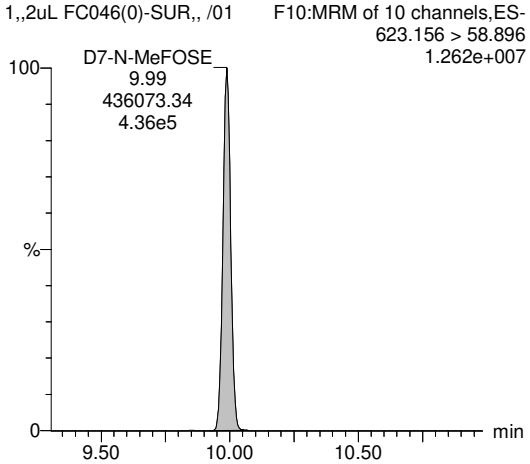

D9-N-EtFOSE

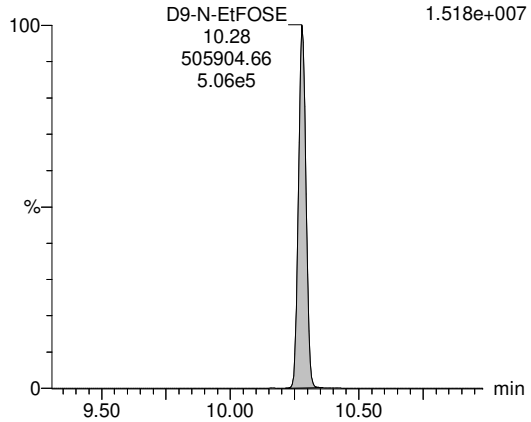

13C3-HFPO-DA

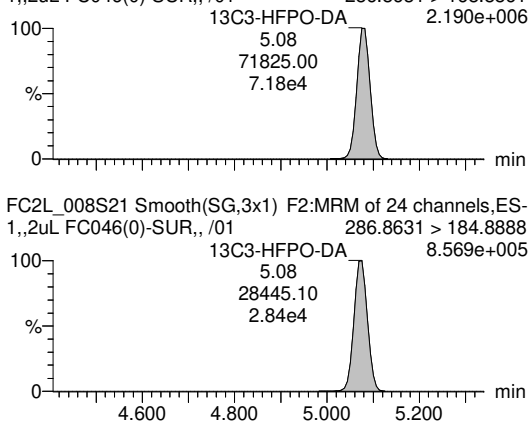

13C3-PFBA

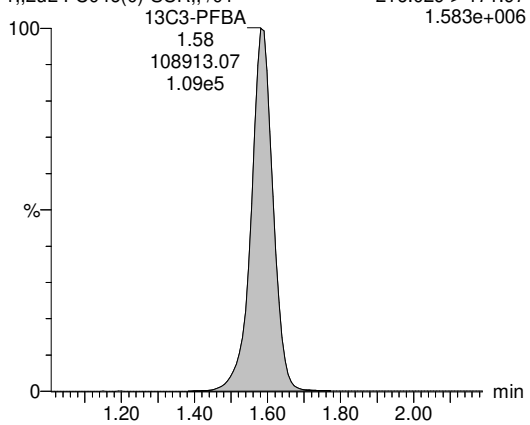

PV by TCH, SV by BRA 13-Jan-22, Conc. & LOD unit = ng for Inst QC, ng/mL for SPM, ng/L for samples

Quantify Sample Report **MassLynx MassLynx V4.1 SCN909**
SGS Axys Analytical Services, Ltd.

Dataset: G:\Masslynx\Inst_L\PFAS\quanfile\FC2L_008-b.qld

Last Altered: Tuesday, January 11, 2022 20:21:00 Pacific Standard Time
Printed: Thursday, January 13, 2022 11:16:02 Pacific Standard Time

ID: FC046(0)-SUR,, /01, Name: FC2L_008S21, Description: 1,,2uL, Date: 11-Jan-2022, Time: 01:36:05

13C2-PFHxA

FC2L_008S21 Smooth(SG,3x1) F2:MRM of 24 channels,ES-
1,,2uL FC046(0)-SUR,, /01 315.083 > 269.984
1.800e+006

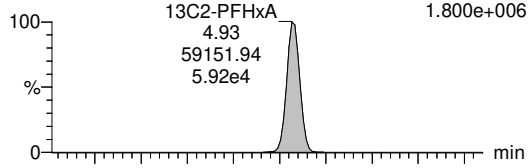

FC2L_008S21 Smooth(SG,3x1) F2:MRM of 24 channels,ES-
1,,2uL FC046(0)-SUR,, /01 315.083 > 119.359
5.550e+004

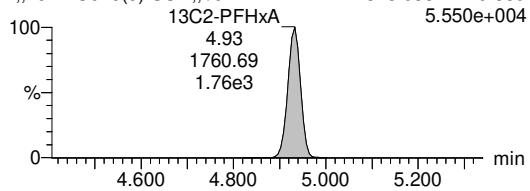

13C4-PFOA

FC2L_008S21 Smooth(SG,3x1) F3:MRM of 12 channels,ES-
1,,2uL FC046(0)-SUR,, /01 417.083 > 171.95
2.738e+005

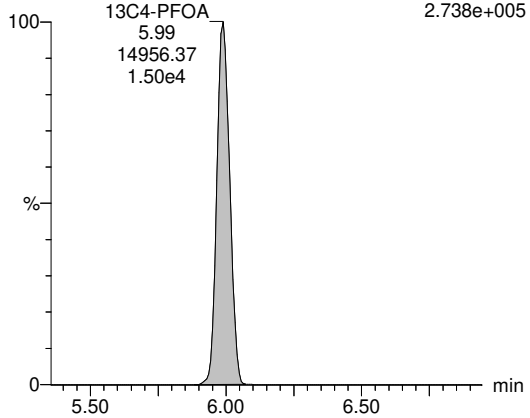

13C5-PFNA

FC2L_008S21 Smooth(SG,3x1) F4:MRM of 7 channels,ES-
1,,2uL FC046(0)-SUR,, /01 468.019 > 423.008
4.132e+005

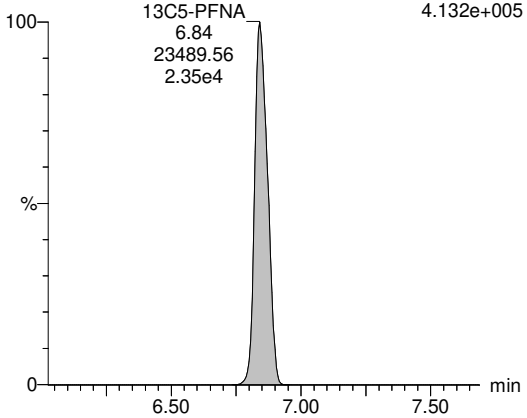

13C2-PFDA

FC2L_008S21 Smooth(SG,3x1) F5:MRM of 15 channels,ES-
1,,2uL FC046(0)-SUR,, /01 515.134 > 470.05
6.173e+005

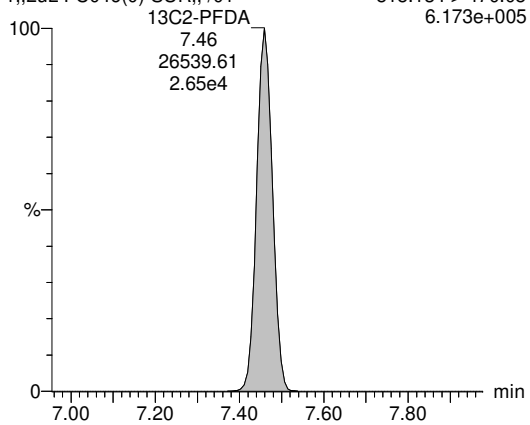

18O2-PFHxS

FC2L_008S21 Smooth(SG,3x1) F3:MRM of 12 channels,ES-
1,,2uL FC046(0)-SUR,, /01 402.984 > 83.895
5.103e+005

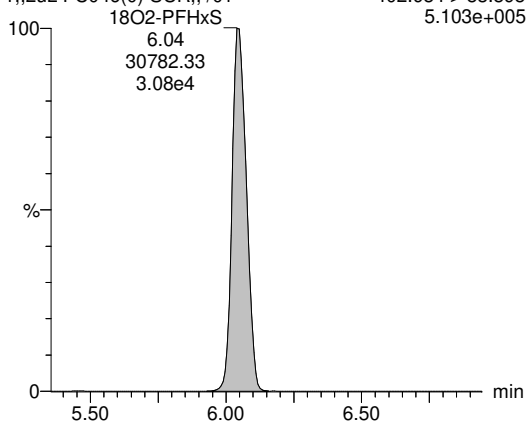

13C4-PFOS

FC2L_008S21 Smooth(SG,3x1) F5:MRM of 15 channels,ES-
1,,2uL FC046(0)-SUR,, /01 502.791 > 79.856
7.355e+005

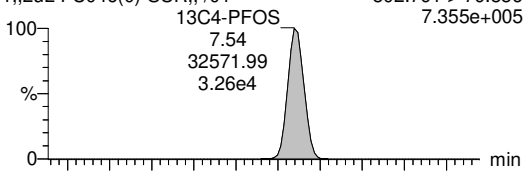

FC2L_008S21 Smooth(SG,3x1) F5:MRM of 15 channels,ES-
1,,2uL FC046(0)-SUR,, /01 502.791 > 98.864
3.467e+005

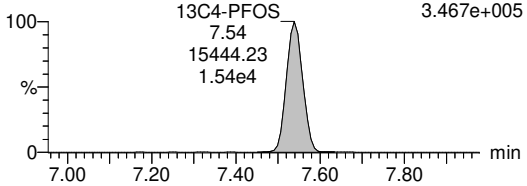

PV by TCH, SV by BRA 13-Jan-22, Conc. & LOD unit = ng for Inst QC, ng/mL for SPM, ng/L for samples

Quantify Sample Report **MassLynx MassLynx V4.1 SCN909**
SGS Axys Analytical Services, Ltd.

Dataset: G:\Masslynx\Inst_L\PFAS\quanfile\FC2L_008-b.qld

Last Altered: Tuesday, January 11, 2022 20:21:00 Pacific Standard Time
Printed: Thursday, January 13, 2022 11:16:02 Pacific Standard Time

ID: FC046(0)-SUR,, /01, Name: FC2L_008S21, Description: 1,,2uL, Date: 11-Jan-2022, Time: 01:36:05

13C2-D4-6:2 FTS

FC2L_008S21 Smooth(SG,3x1) F12:MRM of 6 channels,ES-
1,,2uL FC046(0)-SUR,, /01 432.904 > 81.901
7.199e+005



FC2L_008S21 Smooth(SG,3x1) F12:MRM of 6 channels,ES-
1,,2uL FC046(0)-SUR,, /01 432.904 > 411.943
2.662e+005

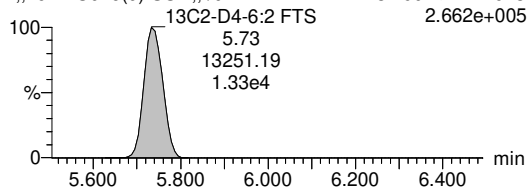

PV by TCH, SV by BRA 13-Jan-22, Conc. & LOD unit = ng for Inst QC, ng/mL for SPM, ng/L for samples

Quantify Sample Report **MassLynx MassLynx V4.1 SCN909**
SGS Axys Analytical Services, Ltd.

Dataset: G:\Masslynx\Inst_L\PFAS\quanfile\FC2L_008-b.qld

Last Altered: Tuesday, January 11, 2022 20:21:00 Pacific Standard Time
Printed: Thursday, January 13, 2022 11:16:02 Pacific Standard Time

ID: FC046(0)-SUR,, /01, Name: FC2L_008S21, Description: 1,,2uL, Date: 11-Jan-2022, Time: 01:36:05

#	IS#	Name	RT	Area	Confirm. Ion Area	IS Area	Std. Conc	Conc.	LOD	%Rec	Ratio (Pr...	Ratio	Ratio Fail(Y...	S/N	Noi...	IS Height	Samp. size	F2	Fla...
1	84	PFBA	1.58	420		259362		0.065	0.0210					9	666	3801584	1.000	1.0	MM
2	85	PFPeA	4.27	533		87706		0.101	0.0344					10	1448	2092923	1.000	1.0	MM
3	86	PFHxA	4.93	192	56	40885		0.044	0.0209		4.85	3.41	NO	5	958	1296226	1.000	1.0	MM
4	87	PFHpA	5.37	139	28	51520		0.025	0.0091		2.16	4.97	YES	6	442	1335299	1.000	1.0	MM
5	88	PFOA-I				51605			0.0491		1.96				2187	913698	1.000	1.0	
6	88	PFOA-II				51605			0.0491		0.00				2187	913698	1.000	1.0	
7	88	PFOA-III				51605			0.0491		0.00				2187	913698	1.000	1.0	
8	88	PFOA-IV				51605			0.0491		0.00				2187	913698	1.000	1.0	
9		PFOA-SUM		0		51605									2187	913698	1.000	1.0	
10	88	PFOA	6.00	317	216	51605		0.042	0.0491		1.96	1.47	NO	2	2187	913698	1.000	1.0	MM
11	89	PFNA-I				26084			0.0326		2.85				948	426125	1.000	1.0	
12	89	PFNA-II				26084			0.0326		0.00				948	426125	1.000	1.0	
13	89	PFNA-III				26084			0.0326		0.00				948	426125	1.000	1.0	
14		PFNA-SUM		0		26084									948	426125	1.000	1.0	
15	89	PFNA	6.85	78	20	26084		0.015	0.0326		2.85	3.85	NO	3	948	426125	1.000	1.0	MM
16	90	PFDA	7.47	97	48	27193		0.021	0.0326		3.07	2.03	NO	2	1106	607034	1.000	1.0	MM
17	91	PFUnA	7.81	70	5	29324		0.016	0.0133		4.31	13.20	YES	3	537	794155	1.000	1.0	MM
18	92	PFDoA	8.08	145	11	23434		0.029	0.0112		7.42	13.38	YES	5	502	625901	1.000	1.0	MM
19	M...	PFTrDA	8.32	149	14	21359		0.041	0.0253		3.08	10.26	YES	5	688	502689	1.000	1.0	MM
20	93	PFTeDA	8.65	30	38	19283		0.010	0.0347		2.82	0.79	YES	1	654	379476	1.000	1.0	MM
21	94	PFBS	4.85	44	36	43682		0.009	0.0014		2.59	1.23	YES	15	66	1240510	1.000	1.0	MM
22	95	PFPeS	5.39	2	5	35264		0.001	0.0011		2.24	0.38	YES	4	21	590610	1.000	1.0	MM
23	95	PFHxS-I	6.04	113	75	35264		0.027	0.0010		2.37	1.50	NO	76	24	590610	1.000	1.0	bb
24	95	PFHxS-II				35264			0.0010		3.26				24	590610	1.000	1.0	
25	95	PFHxS-III				35264			0.0010		2.72				24	590610	1.000	1.0	
26		PFHxS-SUM		113		35264		0.027	0.0010						24	590610	1.000	1.0	
27	95	PFHxS	6.04	112	55	35264		0.027	0.0010		2.40	2.05	NO	76	24	590610	1.000	1.0	MM
28	96	PFHpS	6.96	0	9	31132		0.000	0.0008		2.12	0.02	YES	0	21	703746	1.000	1.0	MM
29	96	PFOS-I	7.54	19	24	31132		0.005	0.0005		2.42	0.79	YES	35	16	703746	1.000	1.0	bb
30	96	PFOS-II				31132			0.0005		2.75				16	703746	1.000	1.0	
31	96	PFOS-III				31132			0.0005		8.19				16	703746	1.000	1.0	
32	96	PFOS-IV				31132			0.0005		2.14				16	703746	1.000	1.0	
33		PFOS-SUM		19		31132		0.005	0.0005						16	703746	1.000	1.0	
34	96	PFOS	7.54	18	25	31132		0.005	0.0005		2.54	0.73	YES	35	16	703746	1.000	1.0	MM
35	96	PFNS	7.90	9	7	31132		0.002	0.0065		2.36	1.30	NO	2	180	703746	1.000	1.0	MM

PV by TCH, SV by BRA 13-Jan-22, Conc. & LOD unit = ng for Inst QC, ng/mL for SPM, ng/L for samples

Quantify Sample Report **MassLynx MassLynx V4.1 SCN909**
SGS Axys Analytical Services, Ltd.

Dataset: G:\Masslynx\Inst_L\PFAS\quanfile\FC2L_008-b.qld

Last Altered: Tuesday, January 11, 2022 20:21:00 Pacific Standard Time
Printed: Thursday, January 13, 2022 11:16:02 Pacific Standard Time

ID: FC046(0)-SUR,, /01, Name: FC2L_008S21, Description: 1,,2uL, Date: 11-Jan-2022, Time: 01:36:05

#	IS#	Name	RT	Area	Confirm. Ion Area	IS Area	Std. Conc	Conc.	LOD	%Rec	Ratio (Pr...	Ratio	Ratio Fail(Y...	S/N	Noi...	IS Height	Samp. size	F2	Fla...
36	96	PFDS	8.13	2	3	31132		0.001	0.0006		2.36	0.74	YES	4	15	703746	1.000	1.0	MM
37	96	PFDoS	8.82	2	8	31132		0.001	0.0013		2.24	0.27	YES	2	28	703746	1.000	1.0	MM
38	97	4:2 FTS	4.82	3	14	46601		0.002	0.0016		0.43	0.20	YES	4	18	1431211	1.000	1.0	MM
39	98	6:2 FTS	5.74	10	39	33222		0.011	0.0015		0.44	0.25	NO	22	9	671773	1.000	1.0	MM
40	99	8:2 FTS	7.27	1	4	42855		0.002	0.0072		0.57	0.38	NO	2	30	921782	1.000	1.0	MM
41	100	PFOSA-I	8.73	116		58180		0.020	0.0009					68	35	1128026	1.000	1.0	bb
42	100	PFOSA-II	8.73	116		58180		0.020	0.0009					68	35	1128026	1.000	1.0	bb
43		PFOSA-SUM		231		58180		0.040	0.0019						35	1128026	1.000	1.0	
44	100	PFOSA	8.73	125		58180		0.022	0.0009					68	35	1128026	1.000	1.0	MM
45	101	N-MeFOSA-I				6904			0.0021		0.55				16	208108	1.000	1.0	
46	101	N-MeFOSA-II	9.99	19	3	6904		0.024	0.0021		1.14	5.74	YES	28	16	208108	1.000	1.0	bb
47		N-MeFOSA-SUM		19		6904		0.024	0.0021						16	208108	1.000	1.0	
48	101	N-MeFOSA	9.99	24	27	6904		0.032	0.0021		0.53	0.90	YES	28	16	208108	1.000	1.0	MM
49	102	N-EtFOSA-I	10.42	5	2	6780		0.006	0.0013		0.55	2.23	YES	7	11	212617	1.000	1.0	db
50	102	N-EtFOSA-II	10.29	17	19	6780		0.021	0.0013		1.28	0.87	NO	36	11	212617	1.000	1.0	bd
51		N-EtFOSA-SUM		22		6780		0.027	0.0026						11	212617	1.000	1.0	
52	102	N-EtFOSA	10.29	22	27	6780		0.028	0.0013		0.53	0.84	YES	36	11	212617	1.000	1.0	MM
53	103	MeFOSAA-I	7.55	6	10	22511		0.007	0.0027		2.01	0.53	YES	8	17	519068	1.000	1.0	bb
54	103	MeFOSAA-II				22511			0.0027		1.84				17	519068	1.000	1.0	
55	103	MeFOSAA-III				22511			0.0027		0.29				17	519068	1.000	1.0	
56		MeFOSAA-SUM		6		22511		0.007	0.0027						17	519068	1.000	1.0	
57	103	MeFOSAA	7.55	8	29	22511		0.010	0.0027		1.87	0.28	YES	8	17	519068	1.000	1.0	MM
58	104	EtFOSAA-I				17678			0.0038		1.24				22	449831	1.000	1.0	
59	104	EtFOSAA-II				17678			0.0038		0.34				22	449831	1.000	1.0	
60	104	EtFOSAA-III				17678			0.0038		0.63				22	449831	1.000	1.0	
61		EtFOSAA-SUM		0		17678									22	449831	1.000	1.0	
62	104	EtFOSAA	7.72	1	0	17678		0.001	0.0038		1.09	2.25	YES	1	22	449831	1.000	1.0	MM
63	105	N-MeFOSE-I	10.01	93		436073		0.019	0.0088					7	406	12609...	1.000	1.0	bb
64	105	N-MeFOSE-II				436073			0.0088						406	12609...	1.000	1.0	
65	105	N-MeFOSE-III				436073			0.0088						406	12609...	1.000	1.0	
66		N-MeFOSE-SUM		93		436073		0.019	0.0088						406	12609...	1.000	1.0	
67	105	N-MeFOSE	10.01	88		436073		0.018	0.0088					7	406	12609...	1.000	1.0	MM
68	106	N-EtFOSE-I	10.31	118		505905		0.020	0.0068					7	408	15165...	1.000	1.0	bb
69	106	N-EtFOSE-II				505905			0.0068						408	15165...	1.000	1.0	
70	106	N-EtFOSE-III				505905			0.0068						408	15165...	1.000	1.0	

PV by TCH, SV by BRA 13-Jan-22, Conc. & LOD unit = ng for Inst QC, ng/mL for SPM, ng/L for samples

Quantify Sample Report **MassLynx MassLynx V4.1 SCN909**
SGS Axys Analytical Services, Ltd.

Dataset: G:\Masslynx\Inst_L\PFAS\quanfile\FC2L_008-b.qld

Last Altered: Tuesday, January 11, 2022 20:21:00 Pacific Standard Time
Printed: Thursday, January 13, 2022 11:16:02 Pacific Standard Time

ID: FC046(0)-SUR,, /01, Name: FC2L_008S21, Description: 1,,2uL, Date: 11-Jan-2022, Time: 01:36:05

#	IS#	Name	RT	Area	Confirm. Ion Area	IS Area	Std. Conc	Conc.	LOD	%Rec	Ratio (Pr...	Ratio	Ratio Fail(Y...	S/N	Noi...	IS Height	Samp. size	F2	Fla...
71		N-EtFOSE-SUM		118		505905		0.020	0.0068						408	15165...	1.000	1.0	
72	106	N-EtFOSE	10.31	124		505905		0.021	0.0068					7	408	15165...	1.000	1.0	MM
73	107	HFPO-DA	5.09	43	17	71825		0.022	0.0011		2.87	2.53	NO	45	22	2189267	1.000	1.0	MM
74	107	ADONA	5.55	21	30	71825		0.002	0.0002		1.08	0.71	NO	19	26	2189267	1.000	1.0	MM
75	107	9Cl-PF3ONS	7.81	3	6	71825		0.001	0.0018		3.20	0.57	YES	1	64	2189267	1.000	1.0	MM
76	107	11Cl-PF3OUdS				71825			0.0017		3.13				33	2189267	1.000	1.0	
77	85	3:3 FTCA	3.51	4	21	87706		0.012	0.0103		1.75	0.21	YES	5	30	2092923	1.000	1.0	bb
78	86	5:3 FTCA				40885			0.0068		1.20				50	1296226	1.000	1.0	
79	86	7:3 FTCA	6.59	31	23	40885		0.075	0.0150		0.71	1.33	YES	13	65	1296226	1.000	1.0	MM
80	86	PFEESA				40885			0.0001		9.28				16	1296226	1.000	1.0	
81	85	PFMPA	2.59	16		87706		0.002	0.0055					2	352	2092923	1.000	1.0	MM
82	85	PFMBA	4.52	16		87706		0.001	0.0010					6	81	2092923	1.000	1.0	MM
83	86	NFDHA	4.86	1	22	40885		0.005	0.0112		0.94	0.04	YES	2	21	1296226	1.000	1.0	MM
84	108	13C4-PFBA	1.58	259362		108913	40.000	41.704	0.0066	104.3				190...	199	1582243	1.000	1.0	MM
85	109	13C5-PFPeA	4.27	87706		59152	20.000	18.037	0.0759	90.2				559	3741	1799810	1.000	1.0	dd
86	109	13C5-PFHxA	4.93	40885	1578	59152	10.000	9.883	0.0009	98.8	23.32	25.91	NO	347...	37	1799810	1.000	1.0	bb
87	110	13C4-PFHpA	5.36	51520		14956	10.000	10.387	0.0018	103.9				248...	54	273515	1.000	1.0	bd
88	110	13C8-PFOA	5.99	51605		14956	10.000	9.257	0.0018	92.6				150...	61	273515	1.000	1.0	bb
89	111	13C9-PFNA	6.84	26084		23490	5.000	4.840	0.0013	96.8				104...	41	413172	1.000	1.0	bd
90	112	13C6-PFDA	7.46	27193		26540	5.000	5.091	0.0004	101.8				332...	18	617134	1.000	1.0	bb
91	112	13C7-PFUnA	7.81	29324		26540	5.000	5.059	0.0004	101.2				439...	18	617134	1.000	1.0	bb
92	112	13C2-PFDoA	8.07	23434		26540	5.000	4.696	0.0017	93.9				9758	64	617134	1.000	1.0	bb
93	112	13C2-PFTeDA	8.65	19283		26540	5.000	4.406	0.0006	88.1				185...	20	617134	1.000	1.0	bb
94	113	13C3-PFBS	4.86	43682	15312	30782	10.030	11.412	0.0007	113.8	2.73	2.85	NO	788...	16	510230	1.000	1.0	bb
95	113	13C3-PFHxS	6.04	35264	14829	30782	10.015	10.099	0.0014	100.8	2.38	2.38	NO	211...	28	510230	1.000	1.0	bb
96	114	13C8-PFOS	7.54	31132	14796	32572	10.062	10.525	0.0009	104.6	2.33	2.10	NO	337...	21	735218	1.000	1.0	bb
97	115	13C2-4:2 FTS	4.82	46601	22437	35616	20.168	23.903	0.0019	118.5	1.62	2.08	NO	584...	25	719848	1.000	1.0	bb
98	115	13C2-6:2 FTS	5.74	33222	14582	35616	19.998	20.536	0.0007	102.7	1.88	2.28	NO	897...	7	719848	1.000	1.0	bb
99	115	13C2-8:2 FTS	7.27	42855	12872	35616	20.040	16.743	0.0046	83.5	3.76	3.33	NO	116...	79	719848	1.000	1.0	bb
1...	114	13C8-PFOSA	8.72	58180		32572	10.000	9.830	0.0015	98.3				164...	69	735218	1.000	1.0	bb
1...	114	D3-N-MeFOSA	10.12	6904		32572	10.000	7.615	0.0072	76.2				4215	49	735218	1.000	1.0	dd
1...	114	D5-N-EtFOSA	10.40	6780		32572	10.000	7.463	0.0123	74.6				2533	84	735218	1.000	1.0	bb
1...	115	D3-MeFOSAA	7.54	22511		35616	22.500	13.235	0.0007	58.8				687...	8	719848	1.000	1.0	bb
1...	115	D5-EtFOSAA	7.68	17678		35616	20.000	12.662	0.0081	63.3				5888	76	719848	1.000	1.0	bb
1...	114	D7-N-MeFOSE	9.99	436073		32572	100.000	72.327	0.0122	72.3				228...	553	735218	1.000	1.0	bb

PV by TCH, SV by BRA 13-Jan-22, Conc. & LOD unit = ng for Inst QC, ng/mL for SPM, ng/L for samples

Quantify Sample Report **MassLynx MassLynx V4.1 SCN909**
SGS Axys Analytical Services, Ltd.

Dataset: G:\Masslynx\Inst_L\PFAS\quanfile\FC2L_008-b.qld

Last Altered: Tuesday, January 11, 2022 20:21:00 Pacific Standard Time
Printed: Thursday, January 13, 2022 11:16:02 Pacific Standard Time

ID: FC046(0)-SUR,, /01, Name: FC2L_008S21, Description: 1,,2uL, Date: 11-Jan-2022, Time: 01:36:05

#	IS#	Name	RT	Area	Confirm. Ion Area	IS Area	Std. Conc	Conc.	LOD	%Rec	Ratio (Pr...	Ratio	Ratio Fail(Y...	S/N	Noi...	IS Height	Samp. size	F2	Fla...
1...	114	D9-N-EtFOSE	10.28	505905		32572	100.000	64.869	0.0055	64.9				472...	321	735218	1.000	1.0	bb
1...	109	13C3-HFPO-DA	5.08	71825	28445	59152	40.000	37.214	0.0018	93.0	2.64	2.53	NO	626...	35	1799810	1.000	1.0	bb
1...		13C3-PFBA	1.58	108913			20.000	22.123	0.0068	110.6				9826	161		1.000	1.0	bb
1...		13C2-PFHxA	4.93	59152	1761		10.000	10.825	0.0002	108.2	35.50	33.60	NO	158...	11		1.000	1.0	bb
110		13C4-PFOA	5.99	14956			10.000	11.391	0.0019	113.9				176...	16		1.000	1.0	bb
111		13C5-PFNA	6.84	23490			5.000	5.077	0.0010	101.5				154...	27		1.000	1.0	db
112		13C2-PFDA	7.46	26540			5.000	5.141	0.0015	102.8				9977	62		1.000	1.0	bb
113		18O2-PFHxS	6.04	30782			10.050	10.826	0.0029	107.7				110...	46		1.000	1.0	bb
114		13C4-PFOS	7.54	32572	15444		10.150	10.550	0.0012	103.9	2.17	2.11	NO	271...	27		1.000	1.0	bb
115		13C2-D4-6:2 F...	5.73	35616	13251		20.000	55.541	0.0036	277.7	2.50	2.69	NO	457...	16		1.000	1.0	bd

PV by TCH, SV by BRA 13-Jan-22, Conc. & LOD unit = ng for Inst QC, ng/mL for SPM, ng/L for samples

Quantify Sample Report **MassLynx MassLynx V4.1 SCN909**
SGS Axys Analytical Services, Ltd.

Dataset: G:\Masslynx\Inst_L\PFAS\quanfile\FC2L_008-b.qld

Last Altered: Tuesday, January 11, 2022 20:21:00 Pacific Standard Time
Printed: Thursday, January 13, 2022 11:32:12 Pacific Standard Time

Method: G:\Masslynx\Master Methods\MassLynx SCN 909\UPLC\FC_110_UPLC_15DoD.mdb 10 Jun 2021 10:20:13
Calibration: G:\Masslynx\Inst_L\PFAS\curve\FC1L_080-A6.cdb 09 Jun 2021 14:38:41

ID: FC046E2-CAL,, /01, Name: FC2L_008S32, Description: 1,,2uL, Date: 11-Jan-2022, Time: 04:00:02

PFBA

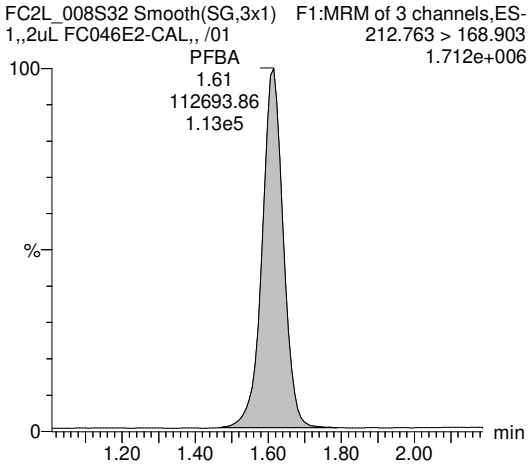

PFPeA

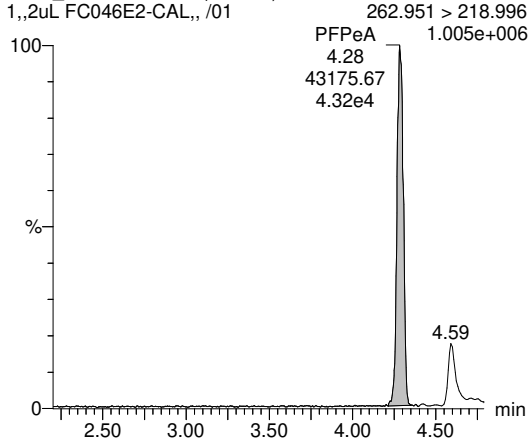

PFHxA

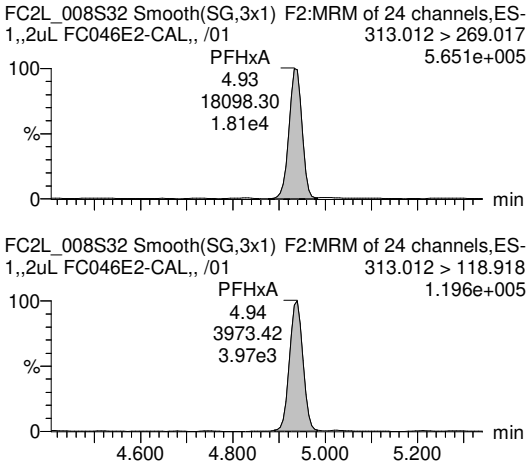

PFHpA

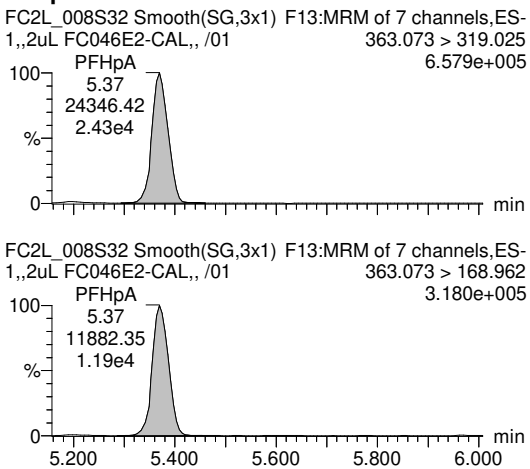

PFOA-I

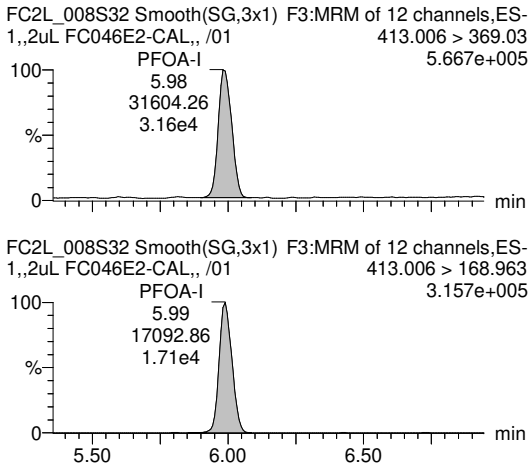

PFOA-II

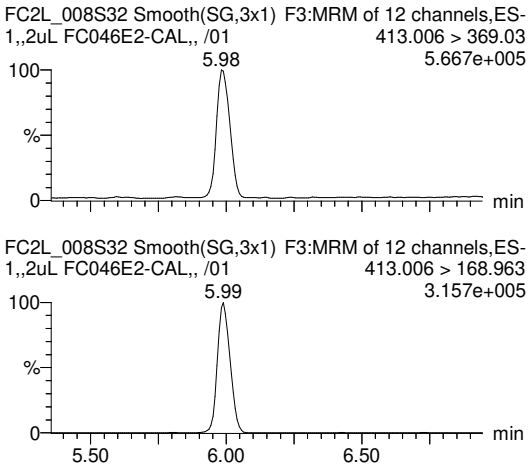

PV by TCH, SV by BRA 13-Jan-22, Conc. & LOD unit = ng for Inst QC, ng/mL for SPM, ng/L for samples

Quantify Sample Report **MassLynx MassLynx V4.1 SCN909**
SGS Axys Analytical Services, Ltd.

Dataset: G:\Masslynx\Inst_L\PFAS\quanfile\FC2L_008-b.qld

Last Altered: Tuesday, January 11, 2022 20:21:00 Pacific Standard Time
Printed: Thursday, January 13, 2022 11:32:12 Pacific Standard Time

ID: FC046E2-CAL,, /01, Name: FC2L_008S32, Description: 1,,2uL, Date: 11-Jan-2022, Time: 04:00:02

PFOA-III

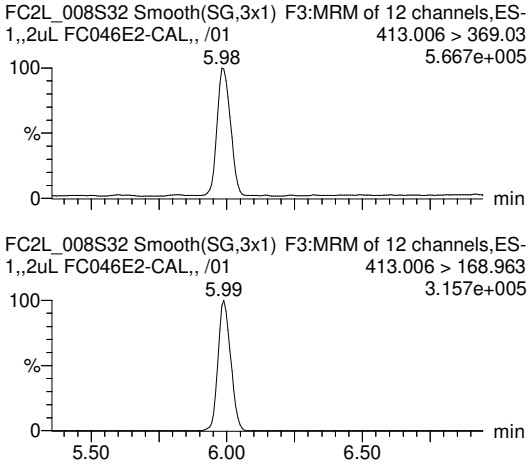

PFOA-IV

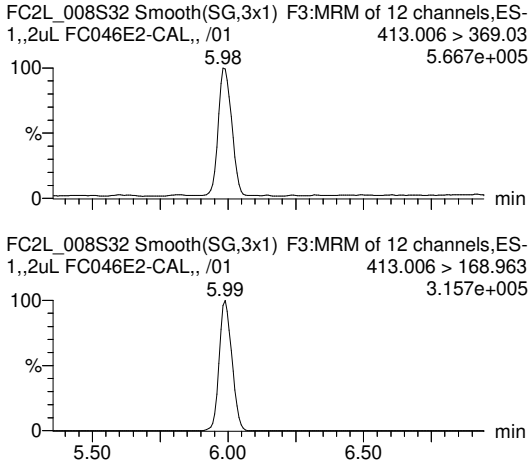

PFOA-SUM

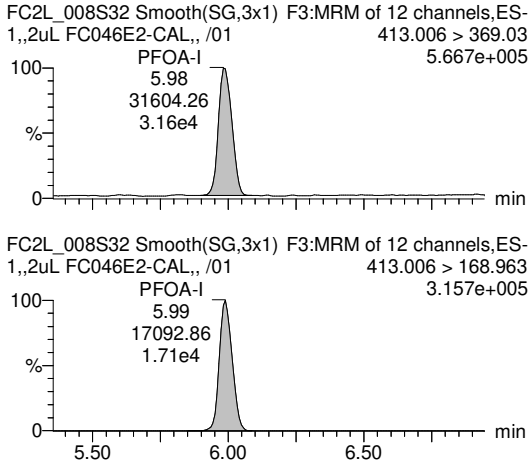

PFOA

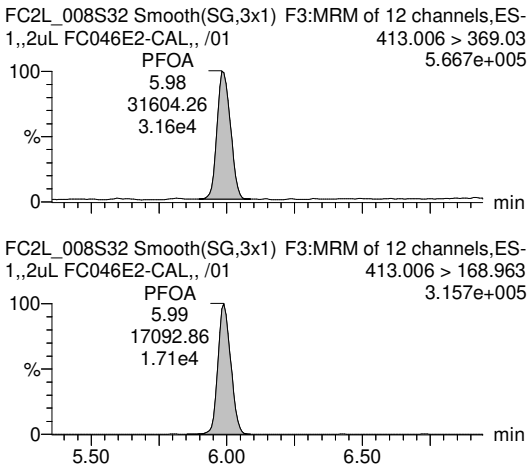

PFNA-I

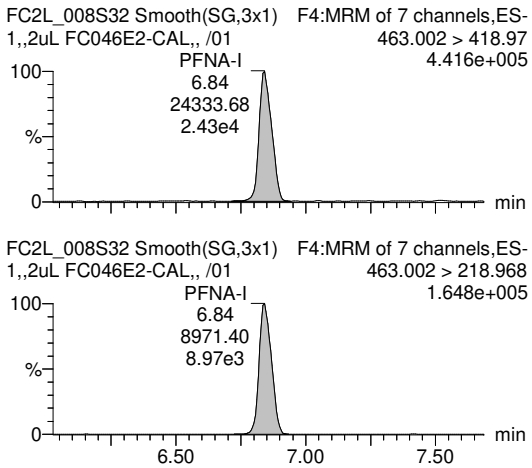

PFNA-II

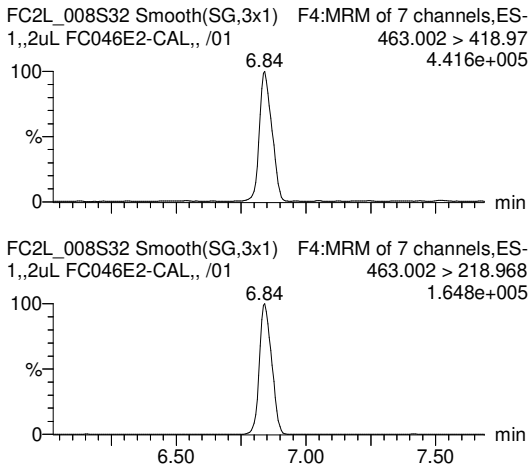

PV by TCH, SV by BRA 13-Jan-22, Conc. & LOD unit = ng for Inst QC, ng/mL for SPM, ng/L for samples

Quantify Sample Report **MassLynx MassLynx V4.1 SCN909**
SGS Axys Analytical Services, Ltd.

Dataset: G:\Masslynx\Inst_L\PFAS\quanfile\FC2L_008-b.qld

Last Altered: Tuesday, January 11, 2022 20:21:00 Pacific Standard Time
Printed: Thursday, January 13, 2022 11:32:12 Pacific Standard Time

ID: FC046E2-CAL,, /01, Name: FC2L_008S32, Description: 1,,2uL, Date: 11-Jan-2022, Time: 04:00:02

PFNA-III

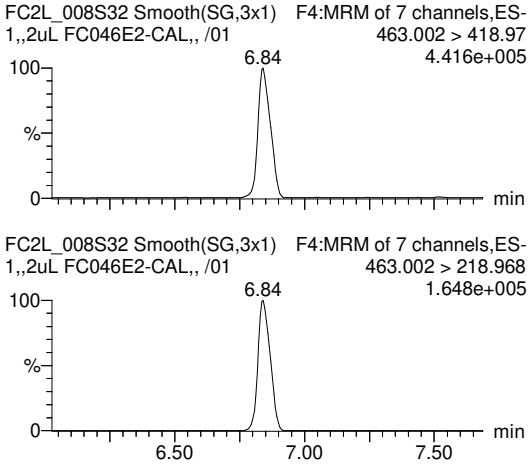

PFNA-SUM

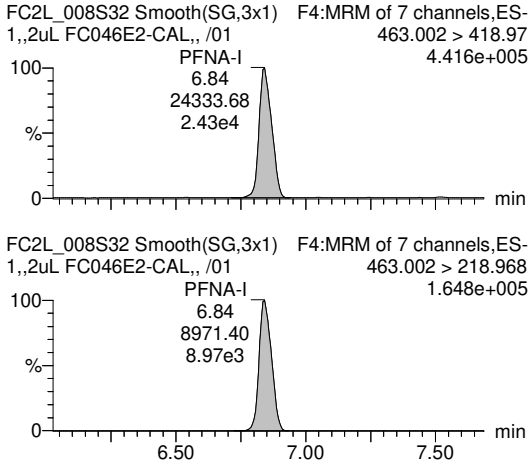

PFNA

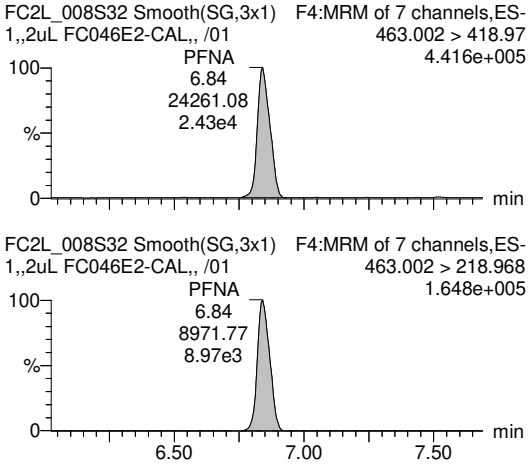

PFDA

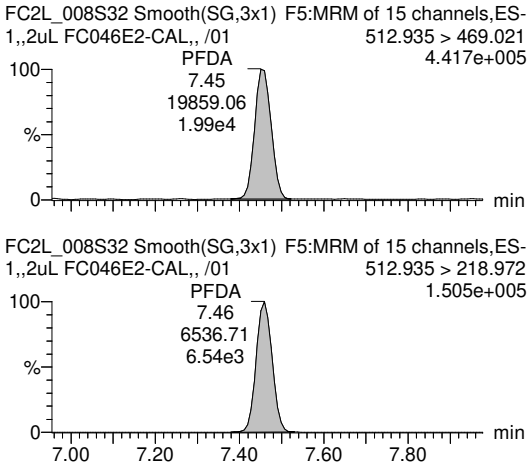

PFUnA

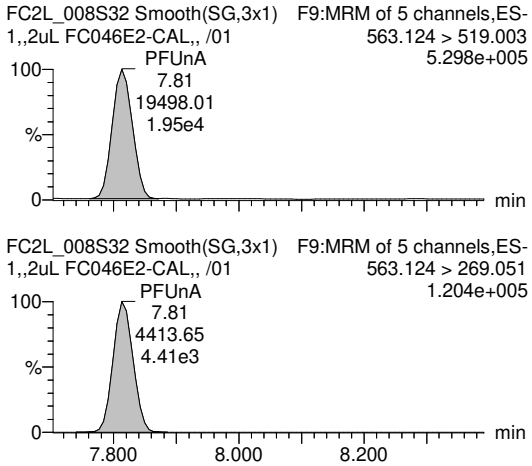

PFDoA

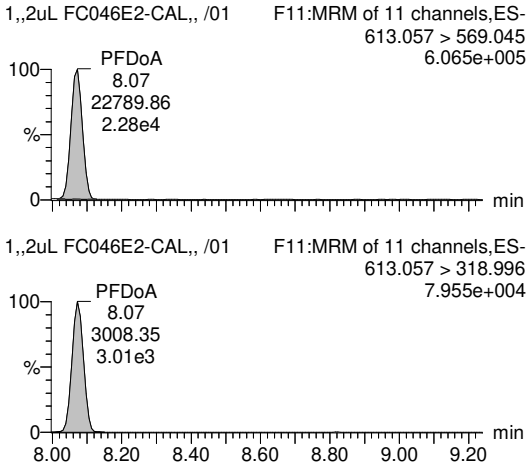

PV by TCH, SV by BRA 13-Jan-22, Conc. & LOD unit = ng for Inst QC, ng/mL for SPM, ng/L for samples

Quantify Sample Report **MassLynx MassLynx V4.1 SCN909**
SGS Axys Analytical Services, Ltd.

Dataset: G:\Masslynx\Inst_L\PFAS\quanfile\FC2L_008-b.qld

Last Altered: Tuesday, January 11, 2022 20:21:00 Pacific Standard Time
Printed: Thursday, January 13, 2022 11:32:12 Pacific Standard Time

ID: FC046E2-CAL,, /01, Name: FC2L_008S32, Description: 1,,2uL, Date: 11-Jan-2022, Time: 04:00:02

PFTrDA

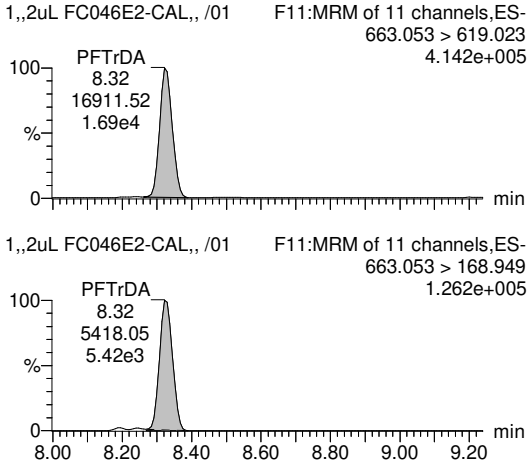

PFTeDA

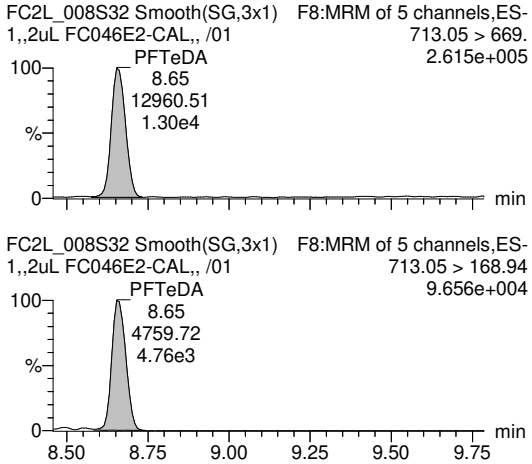

PFBS

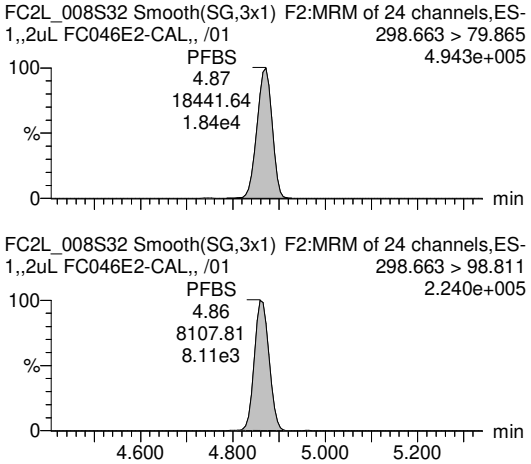

PFPeS

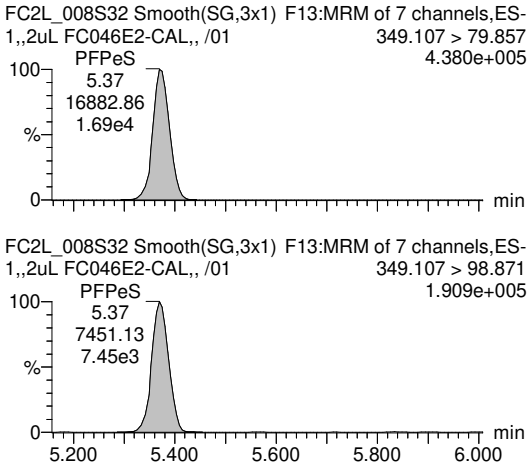

PFHxS-I

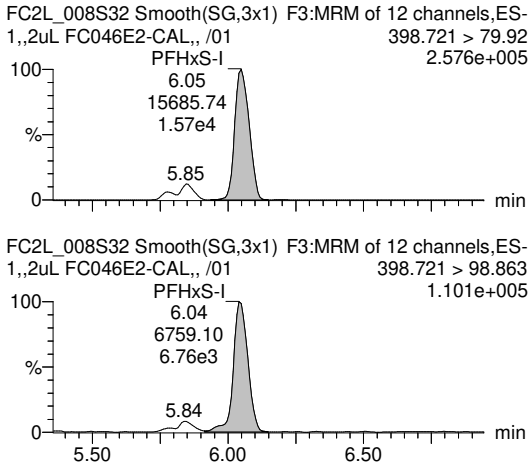

PFHxS-II

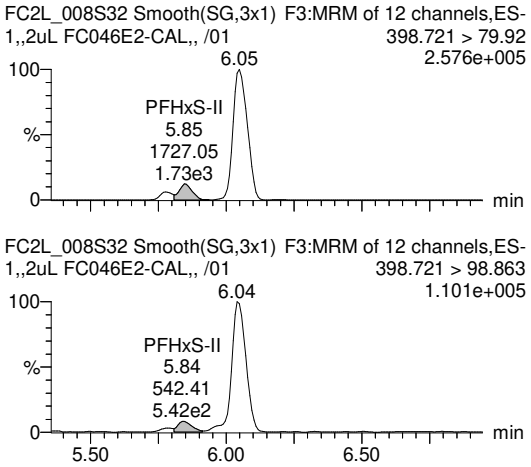

PV by TCH, SV by BRA 13-Jan-22, Conc. & LOD unit = ng for Inst QC, ng/mL for SPM, ng/L for samples

Quantify Sample Report **MassLynx MassLynx V4.1 SCN909**
SGS Axys Analytical Services, Ltd.

Dataset: G:\Masslynx\Inst_L\PFAS\quanfile\FC2L_008-b.qld

Last Altered: Tuesday, January 11, 2022 20:21:00 Pacific Standard Time
Printed: Thursday, January 13, 2022 11:32:12 Pacific Standard Time

ID: FC046E2-CAL,, /01, Name: FC2L_008S32, Description: 1,,2uL, Date: 11-Jan-2022, Time: 04:00:02

PFHxS-III

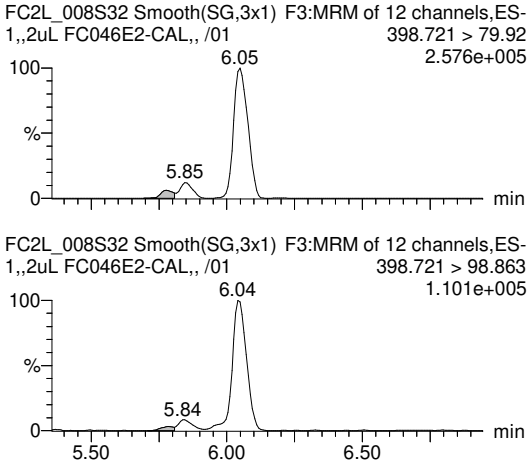

PFHxS-SUM

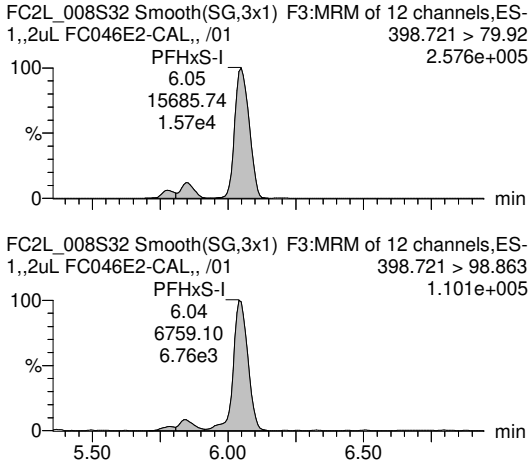

PFHxS

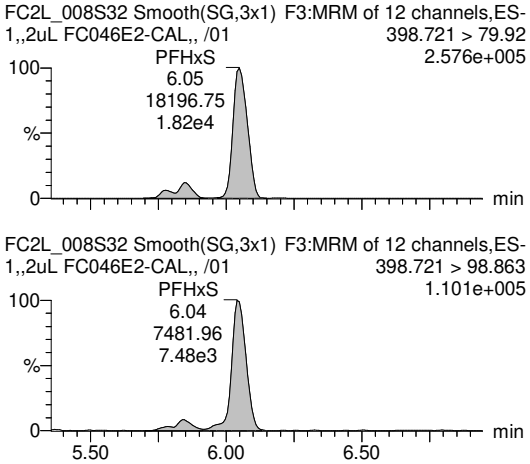

PFHpS

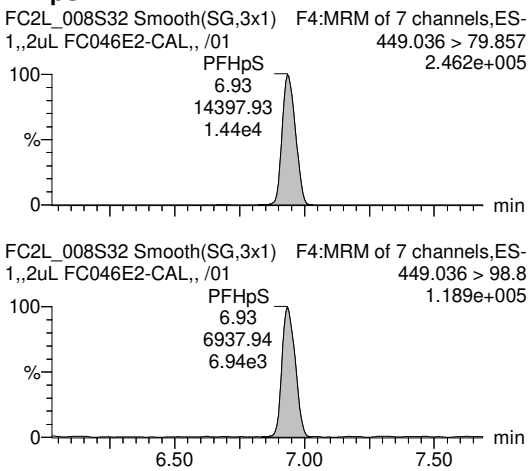

PFOS-I

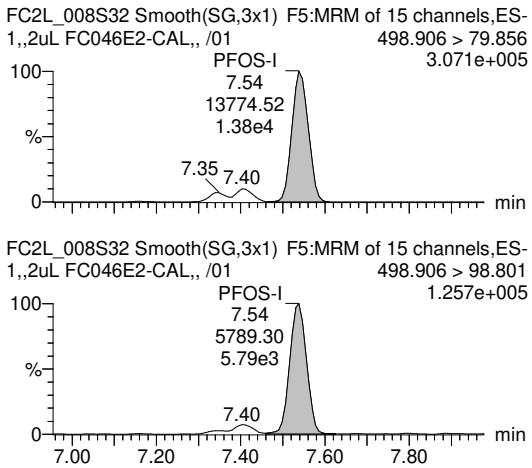

PFOS-II

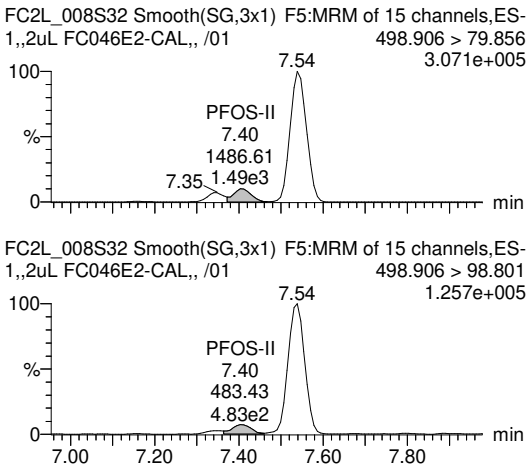

PV by TCH, SV by BRA 13-Jan-22, Conc. & LOD unit = ng for Inst QC, ng/mL for SPM, ng/L for samples

Quantify Sample Report **MassLynx MassLynx V4.1 SCN909**
SGS Axys Analytical Services, Ltd.

Dataset: G:\Masslynx\Inst_L\PFAS\quanfile\FC2L_008-b.qld

Last Altered: Tuesday, January 11, 2022 20:21:00 Pacific Standard Time
Printed: Thursday, January 13, 2022 11:32:12 Pacific Standard Time

ID: FC046E2-CAL,, /01, Name: FC2L_008S32, Description: 1,,2uL, Date: 11-Jan-2022, Time: 04:00:02

PFOS-III

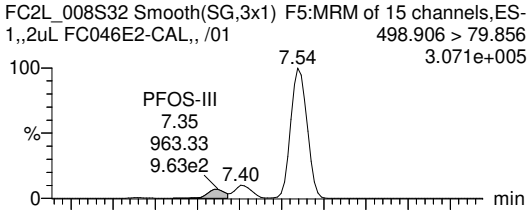

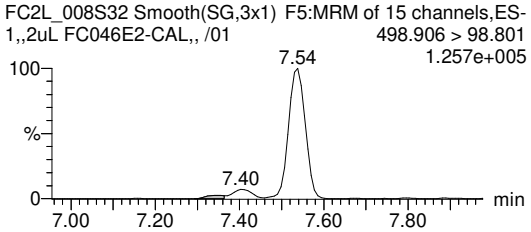

PFOS-IV

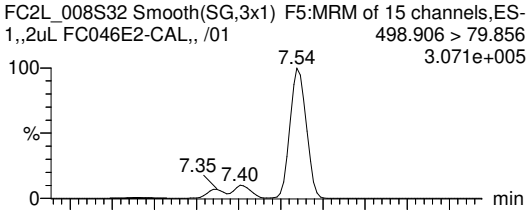

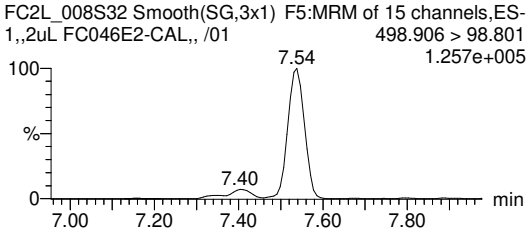

PFOS-SUM

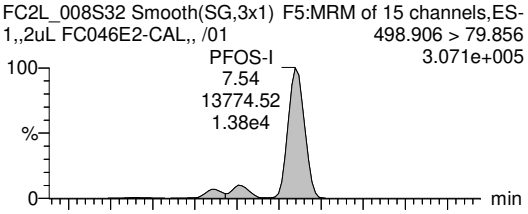

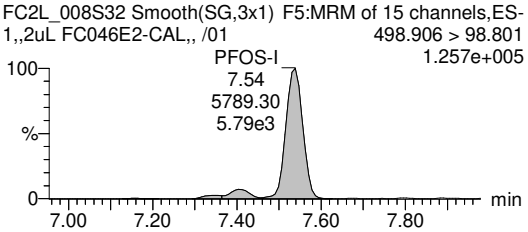

PFOS

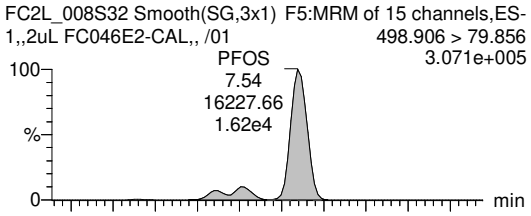

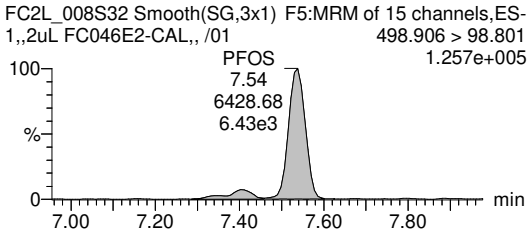

PFNS

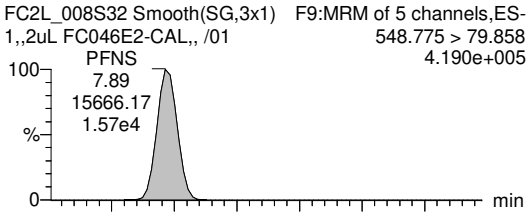

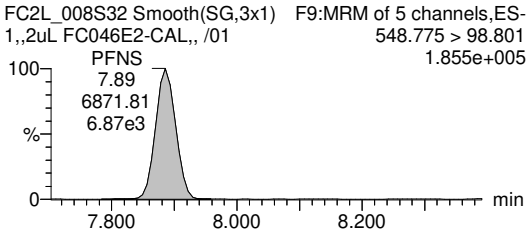

PFDS

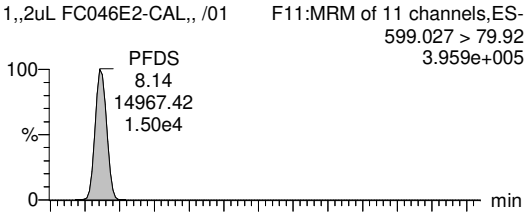



PV by TCH, SV by BRA 13-Jan-22, Conc. & LOD unit = ng for Inst QC, ng/mL for SPM, ng/L for samples

Quantify Sample Report **MassLynx MassLynx V4.1 SCN909**
SGS Axys Analytical Services, Ltd.

Dataset: G:\Masslynx\Inst_L\PFAS\quanfile\FC2L_008-b.qld

Last Altered: Tuesday, January 11, 2022 20:21:00 Pacific Standard Time
Printed: Thursday, January 13, 2022 11:32:12 Pacific Standard Time

ID: FC046E2-CAL,, /01, Name: FC2L_008S32, Description: 1,,2uL, Date: 11-Jan-2022, Time: 04:00:02

PFDoS

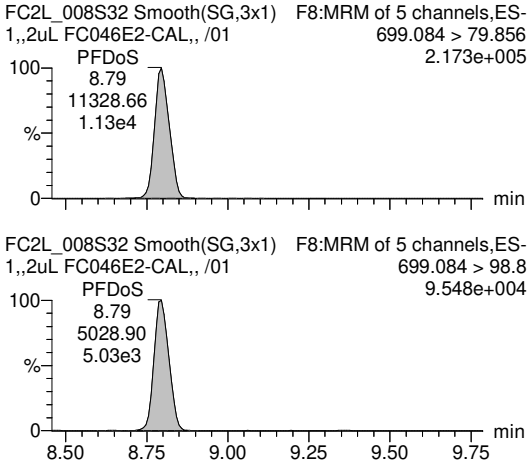

4:2 FTS

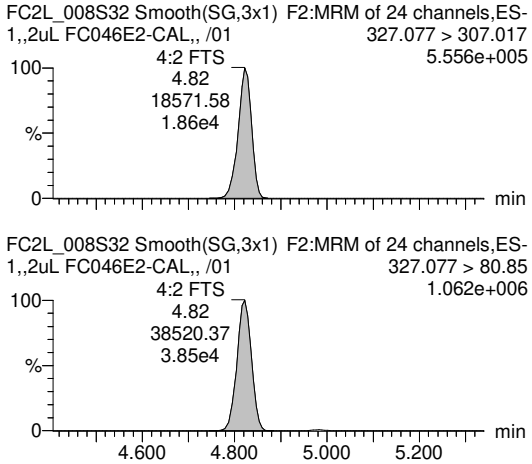

6:2 FTS

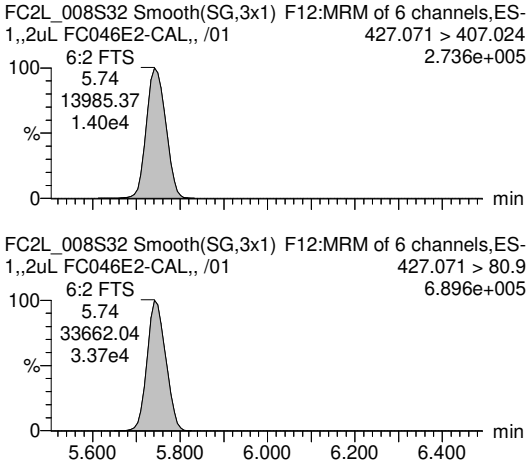

8:2 FTS

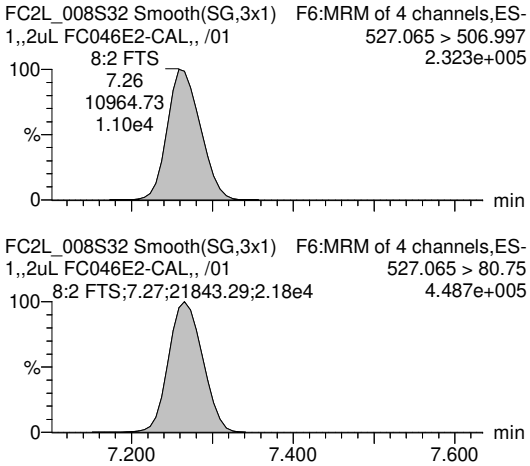

PFOSA-I

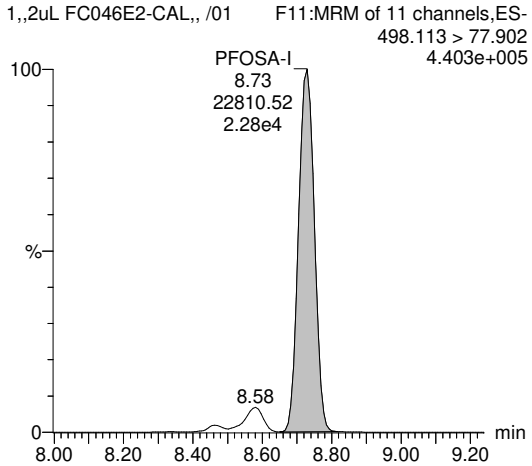

PFOSA-II

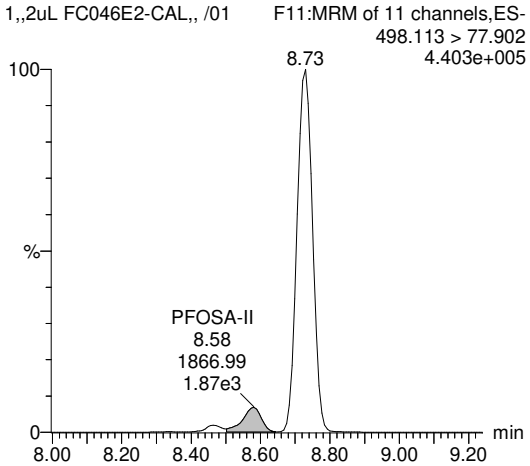

PV by TCH, SV by BRA 13-Jan-22, Conc. & LOD unit = ng for Inst QC, ng/mL for SPM, ng/L for samples

Quantify Sample Report **MassLynx MassLynx V4.1 SCN909**
SGS Axys Analytical Services, Ltd.

Dataset: G:\Masslynx\Inst_L\PFAS\quanfile\FC2L_008-b.qld

Last Altered: Tuesday, January 11, 2022 20:21:00 Pacific Standard Time
Printed: Thursday, January 13, 2022 11:32:12 Pacific Standard Time

ID: FC046E2-CAL,, /01, Name: FC2L_008S32, Description: 1,,2uL, Date: 11-Jan-2022, Time: 04:00:02

PFOSA-SUM

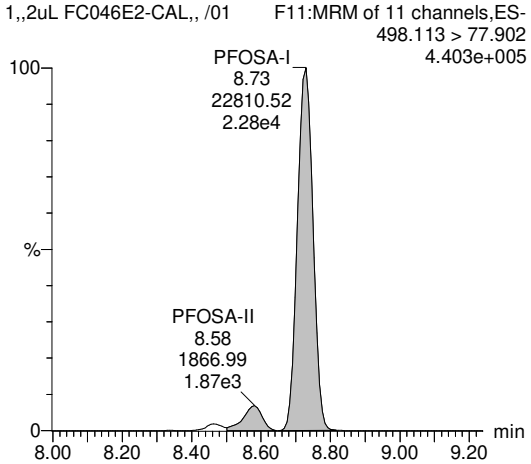

PFOSA

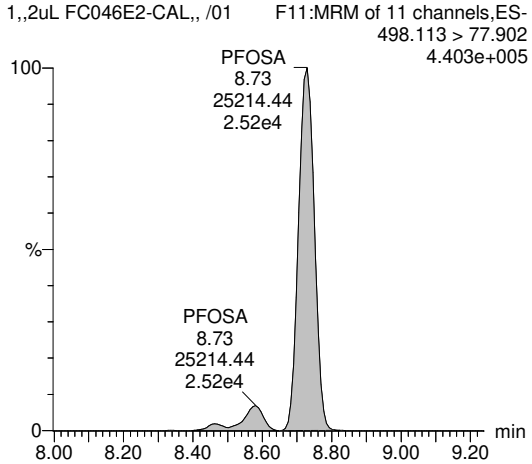

N-MeFOSA-I

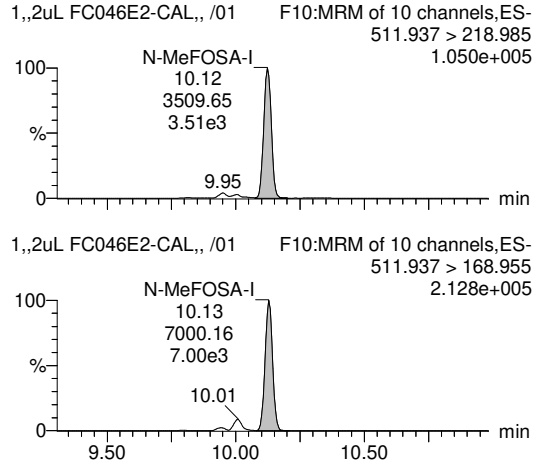

N-MeFOSA-II

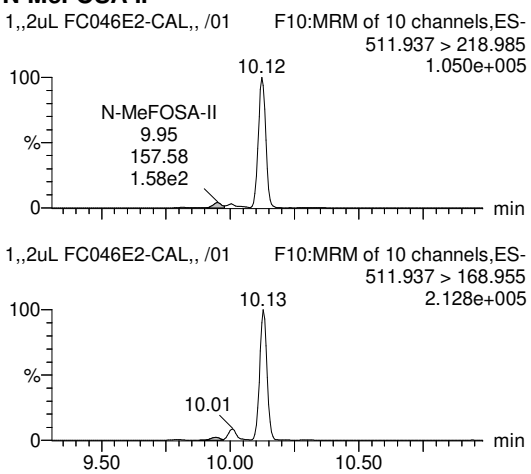

N-MeFOSA-SUM

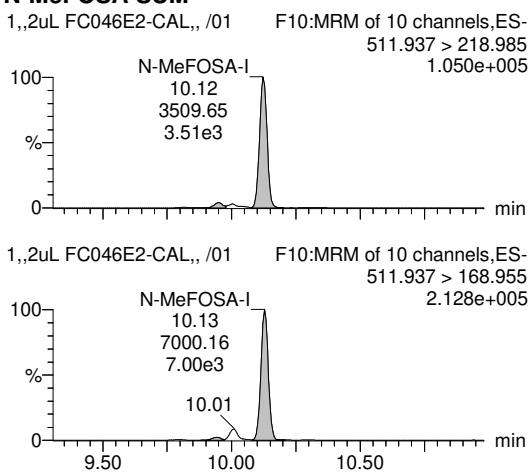

N-MeFOSA

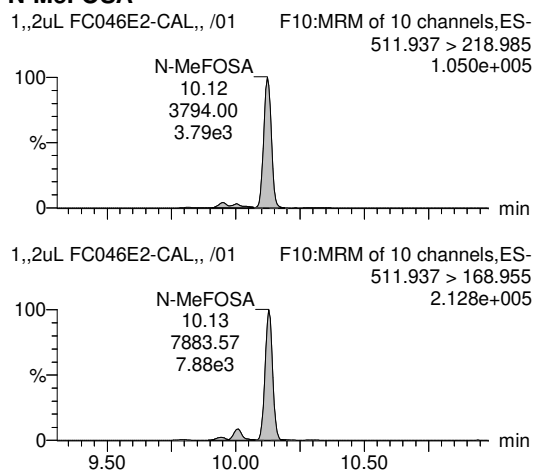

PV by TCH, SV by BRA 13-Jan-22, Conc. & LOD unit = ng for Inst QC, ng/mL for SPM, ng/L for samples

Quantify Sample Report **MassLynx MassLynx V4.1 SCN909**
SGS Axys Analytical Services, Ltd.

Dataset: G:\Masslynx\Inst_L\PFAS\quanfile\FC2L_008-b.qld

Last Altered: Tuesday, January 11, 2022 20:21:00 Pacific Standard Time
Printed: Thursday, January 13, 2022 11:32:12 Pacific Standard Time

ID: FC046E2-CAL,, /01, Name: FC2L_008S32, Description: 1,,2uL, Date: 11-Jan-2022, Time: 04:00:02

N-EtFOSA-I

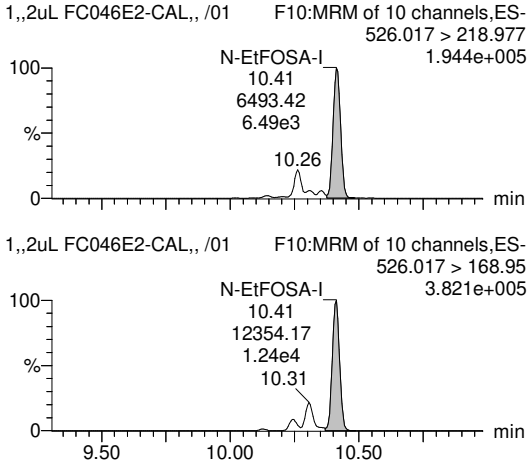

N-EtFOSA-II

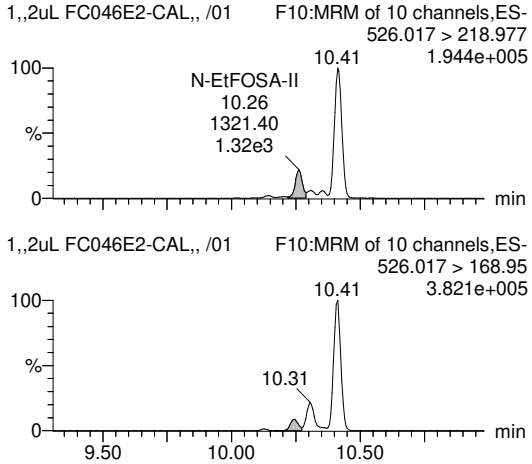

N-EtFOSA-SUM

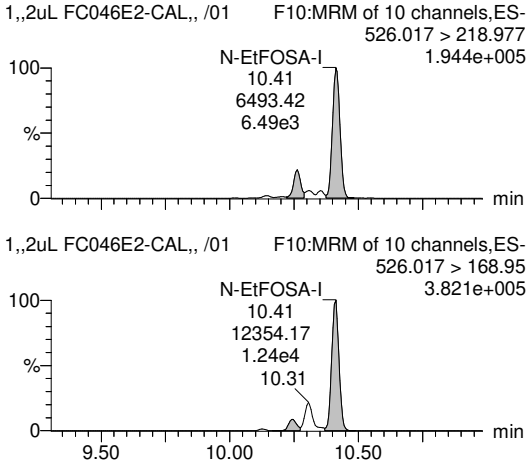

N-EtFOSA

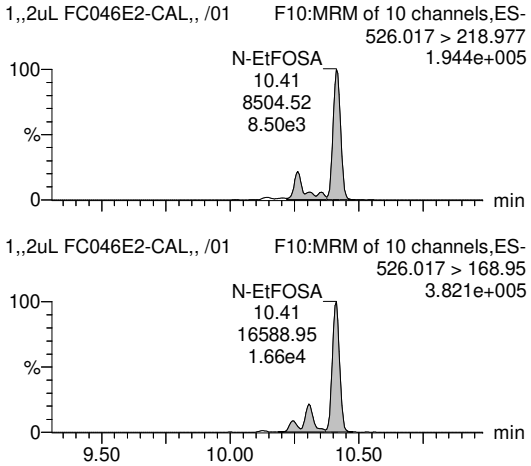

MeFOSAA-I

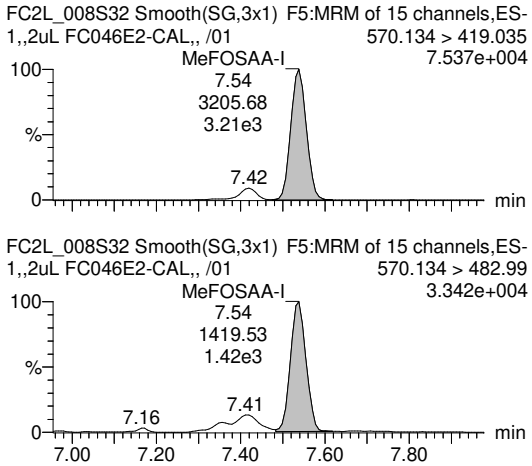

MeFOSAA-II

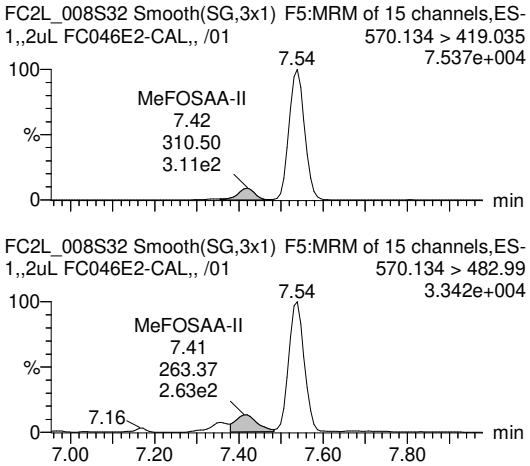

PV by TCH, SV by BRA 13-Jan-22, Conc. & LOD unit = ng for Inst QC, ng/mL for SPM, ng/L for samples

Quantify Sample Report **MassLynx MassLynx V4.1 SCN909**
SGS Axys Analytical Services, Ltd.

Dataset: G:\Masslynx\Inst_L\PFAS\quanfile\FC2L_008-b.qld

Last Altered: Tuesday, January 11, 2022 20:21:00 Pacific Standard Time
Printed: Thursday, January 13, 2022 11:32:12 Pacific Standard Time

ID: FC046E2-CAL,, /01, Name: FC2L_008S32, Description: 1,,2uL, Date: 11-Jan-2022, Time: 04:00:02

MeFOSAA-III

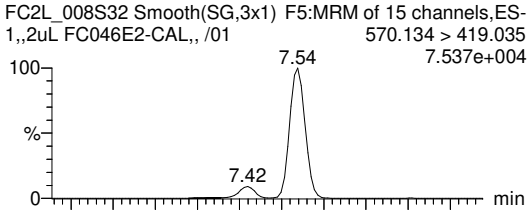

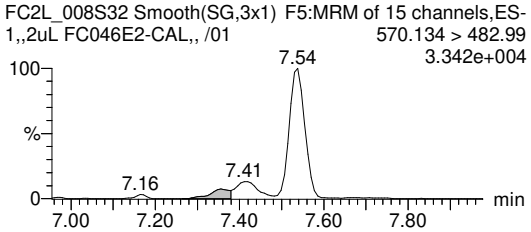

MeFOSAA-SUM

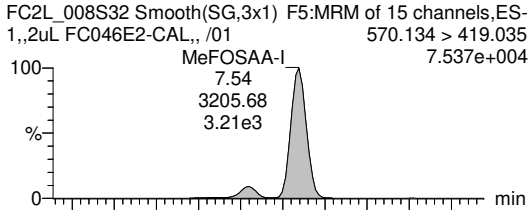

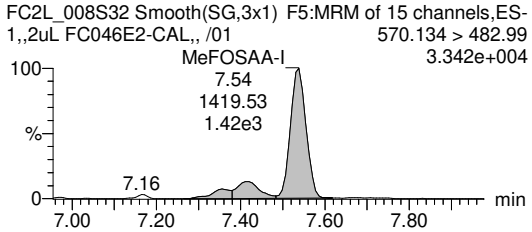

MeFOSAA

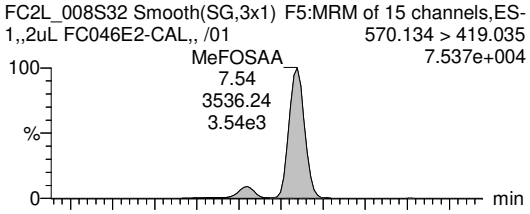

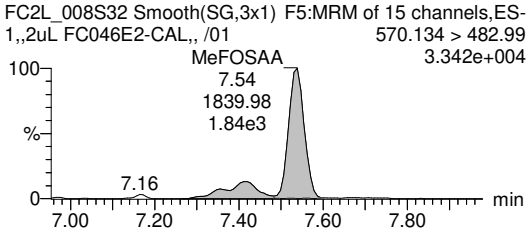

EtFOSAA-I

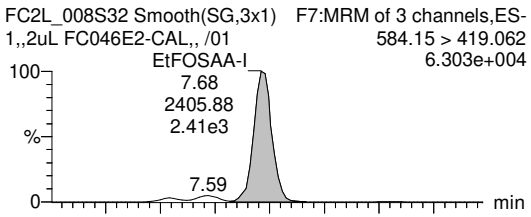

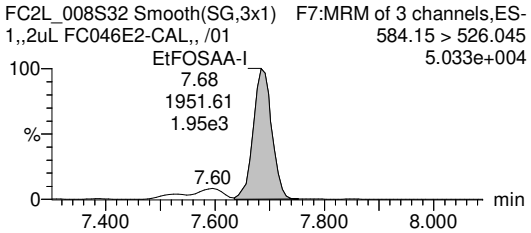

EtFOSAA-II

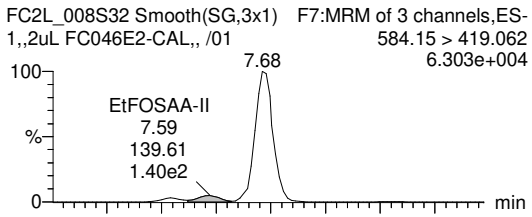

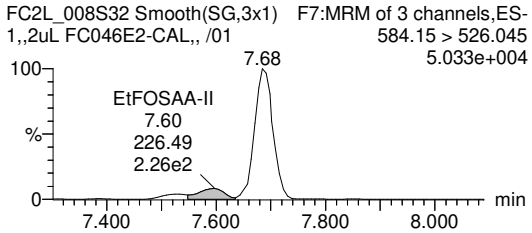

EtFOSAA-III

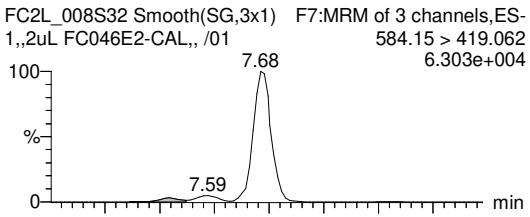

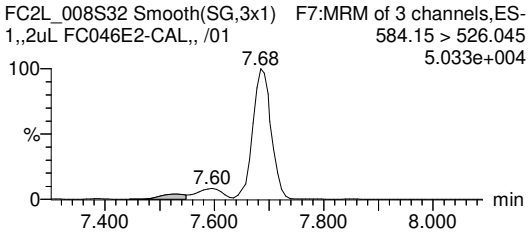

PV by TCH, SV by BRA 13-Jan-22, Conc. & LOD unit = ng for Inst QC, ng/mL for SPM, ng/L for samples

Quantify Sample Report **MassLynx MassLynx V4.1 SCN909**
SGS Axys Analytical Services, Ltd.

Dataset: G:\Masslynx\Inst_L\PFAS\quanfile\FC2L_008-b.qld

Last Altered: Tuesday, January 11, 2022 20:21:00 Pacific Standard Time
Printed: Thursday, January 13, 2022 11:32:12 Pacific Standard Time

ID: FC046E2-CAL,, /01, Name: FC2L_008S32, Description: 1,,2uL, Date: 11-Jan-2022, Time: 04:00:02

EtFOSAA-SUM

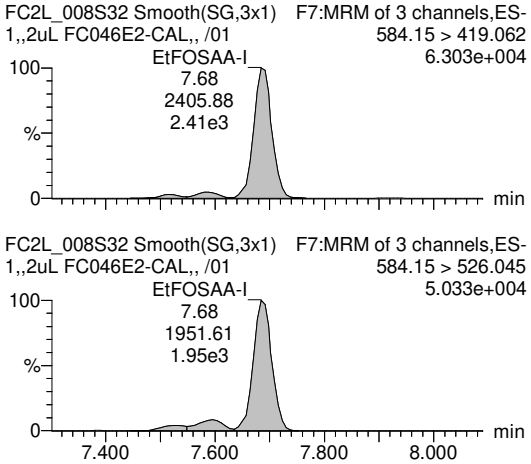

EtFOSAA

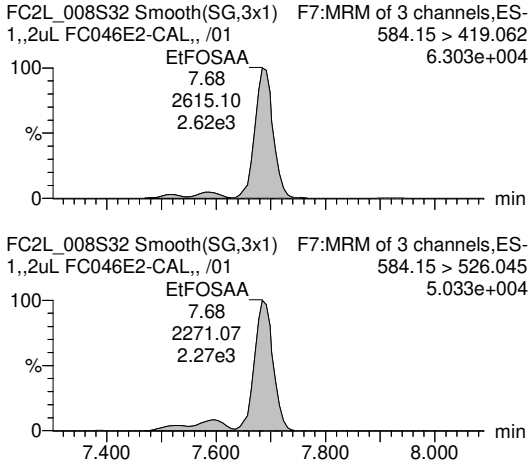

N-MeFOSE-I

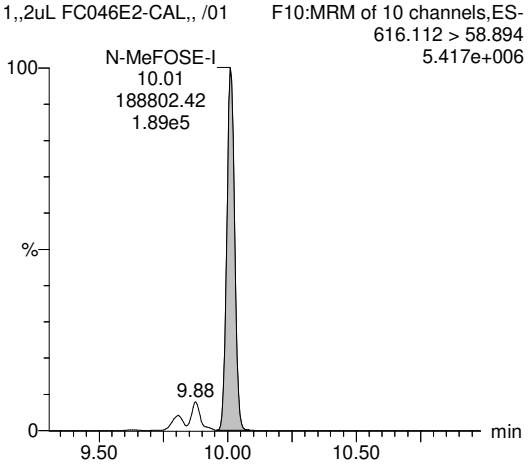

N-MeFOSE-II

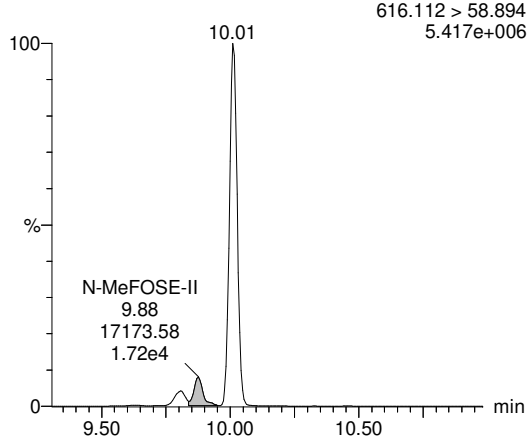

N-MeFOSE-III

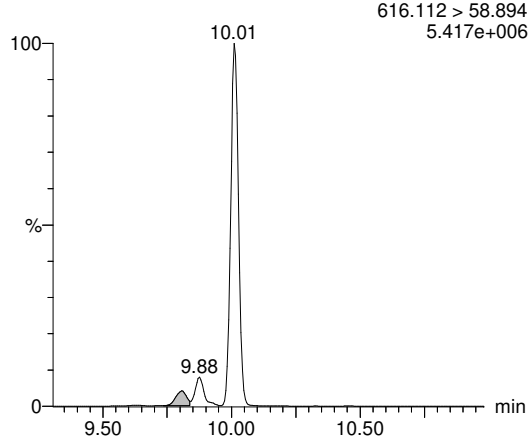

N-MeFOSE-SUM

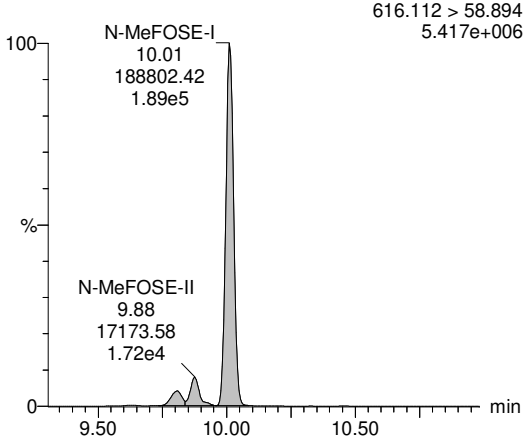

PV by TCH, SV by BRA 13-Jan-22, Conc. & LOD unit = ng for Inst QC, ng/mL for SPM, ng/L for samples

Quantify Sample Report **MassLynx MassLynx V4.1 SCN909**
SGS Axys Analytical Services, Ltd.

Dataset: G:\Masslynx\Inst_L\PFAS\quanfile\FC2L_008-b.qld

Last Altered: Tuesday, January 11, 2022 20:21:00 Pacific Standard Time
Printed: Thursday, January 13, 2022 11:32:12 Pacific Standard Time

ID: FC046E2-CAL,, /01, Name: FC2L_008S32, Description: 1,,2uL, Date: 11-Jan-2022, Time: 04:00:02

N-MeFOSE

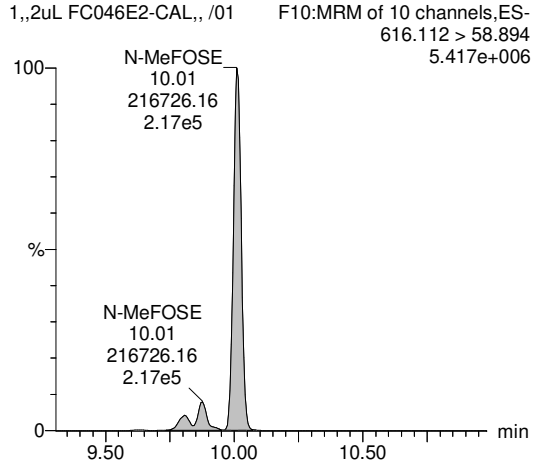

N-EtFOSE-I

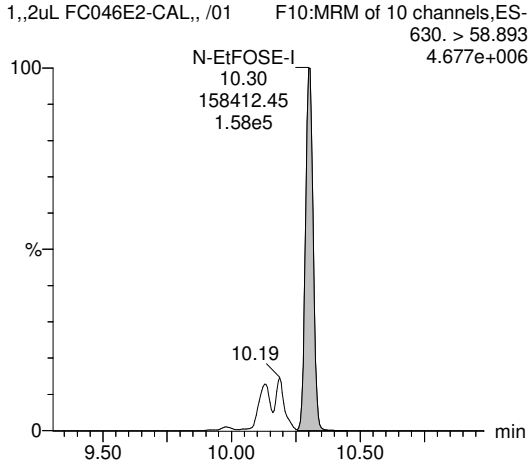

N-EtFOSE-II

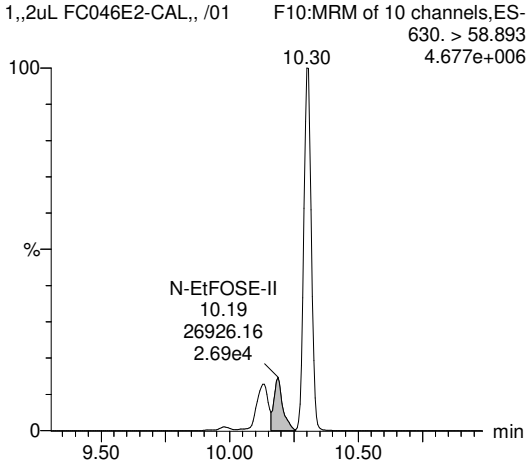

N-EtFOSE-III

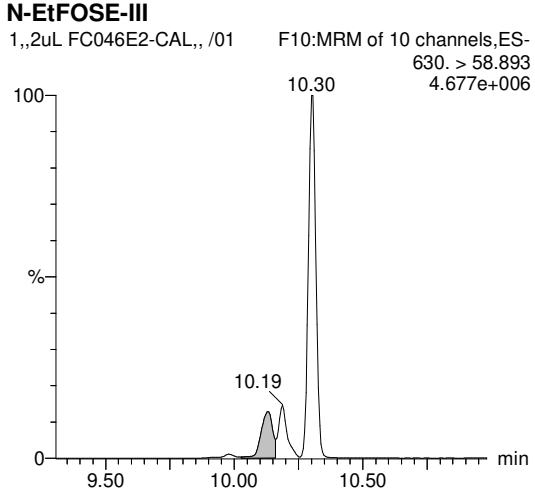

N-EtFOSE-SUM

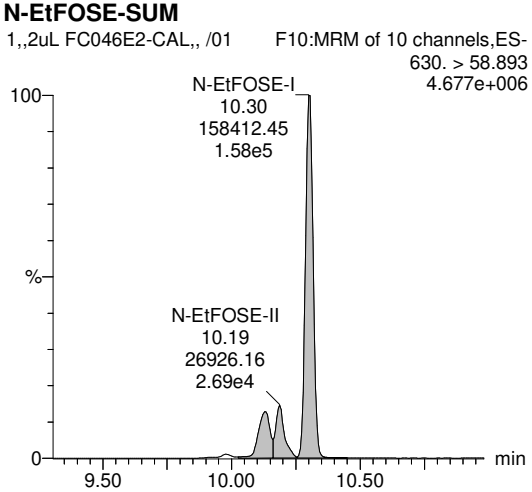

N-EtFOSE

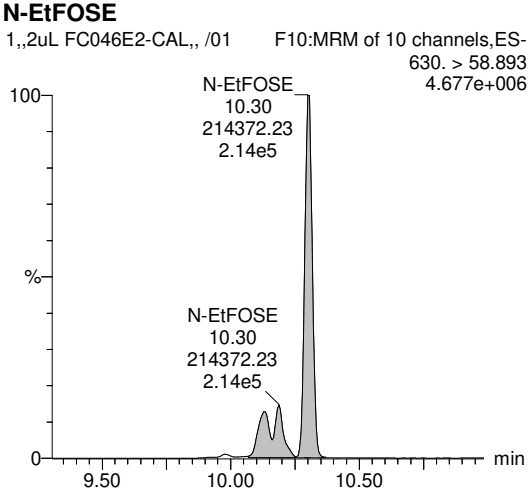

PV by TCH, SV by BRA 13-Jan-22, Conc. & LOD unit = ng for Inst QC, ng/mL for SPM, ng/L for samples

Quantify Sample Report **MassLynx MassLynx V4.1 SCN909**
SGS Axys Analytical Services, Ltd.

Dataset: G:\Masslynx\Inst_L\PFAS\quanfile\FC2L_008-b.qld

Last Altered: Tuesday, January 11, 2022 20:21:00 Pacific Standard Time
Printed: Thursday, January 13, 2022 11:32:12 Pacific Standard Time

ID: FC046E2-CAL,, /01, Name: FC2L_008S32, Description: 1,,2uL, Date: 11-Jan-2022, Time: 04:00:02

HFPO-DA

FC2L_008S32 Smooth(SG,3x1) F2:MRM of 24 channels,ES-
1,,2uL FC046E2-CAL,, /01 284.8894 > 168.9079
1.065e+006

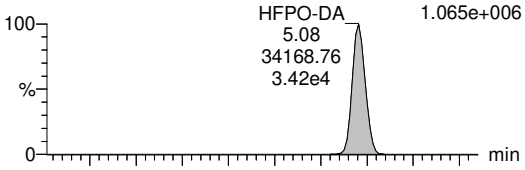

FC2L_008S32 Smooth(SG,3x1) F2:MRM of 24 channels,ES-
1,,2uL FC046E2-CAL,, /01 284.8894 > 184.9131
2.922e+005

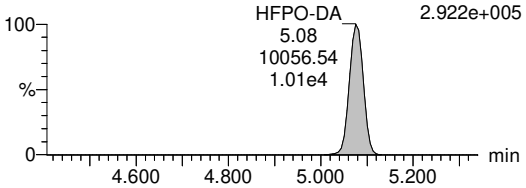

ADONA

FC2L_008S32 Smooth(SG,3x1) F13:MRM of 7 channels,ES-
1,,2uL FC046E2-CAL,, /01 376.88 > 250.937
5.313e+006

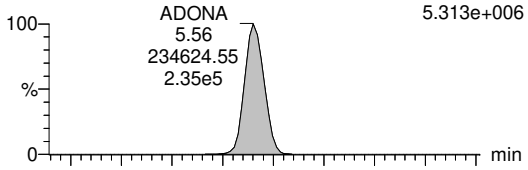

FC2L_008S32 Smooth(SG,3x1) F13:MRM of 7 channels,ES-
1,,2uL FC046E2-CAL,, /01 376.88 > 84.832
4.846e+006

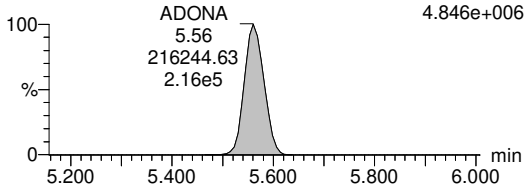

9Cl-PF3ONS

FC2L_008S32 Smooth(SG,3x1) F5:MRM of 15 channels,ES-
1,,2uL FC046E2-CAL,, /01 530.807 > 350.967
1.631e+006

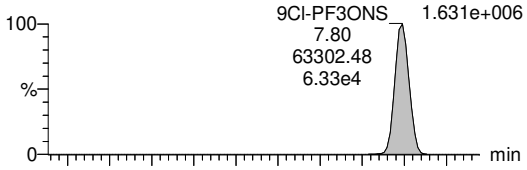

FC2L_008S32 Smooth(SG,3x1) F5:MRM of 15 channels,ES-
1,,2uL FC046E2-CAL,, /01 532.804 > 352.947
5.076e+005



11Cl-PF3OUdS

1,,2uL FC046E2-CAL,, /01 F11:MRM of 11 channels,ES-
630.865 > 450.902
7.633e+005

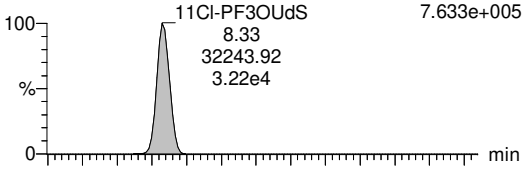

1,,2uL FC046E2-CAL,, /01 F11:MRM of 11 channels,ES-
632.868 > 452.91
2.428e+005

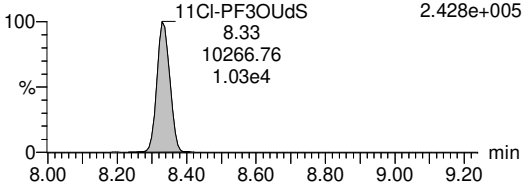

3:3 FTCA

FC2L_008S32 Smooth(SG,3x1) F14:MRM of 8 channels,ES-
1,,2uL FC046E2-CAL,, /01 241 > 177
5.403e+004

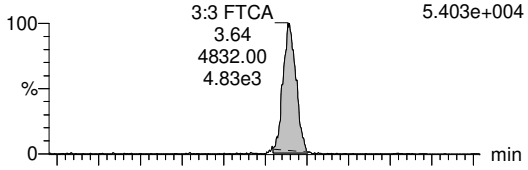

FC2L_008S32 Smooth(SG,3x1) F14:MRM of 8 channels,ES-
1,,2uL FC046E2-CAL,, /01 241 > 117
2.588e+004

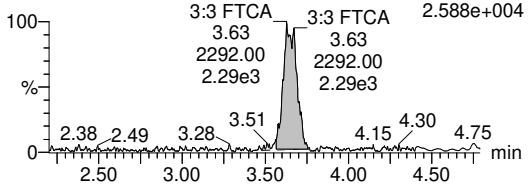

5:3 FTCA

FC2L_008S32 Smooth(SG,3x1) F2:MRM of 24 channels,ES-
1,,2uL FC046E2-CAL,, /01 341 > 237.1
1.382e+006



FC2L_008S32 Smooth(SG,3x1) F2:MRM of 24 channels,ES-
1,,2uL FC046E2-CAL,, /01 341 > 217
1.149e+006



PV by TCH, SV by BRA 13-Jan-22, Conc. & LOD unit = ng for Inst QC, ng/mL for SPM, ng/L for samples

Quantify Sample Report **MassLynx MassLynx V4.1 SCN909**
SGS Axys Analytical Services, Ltd.

Dataset: G:\Masslynx\Inst_L\PFAS\quanfile\FC2L_008-b.qld

Last Altered: Tuesday, January 11, 2022 20:21:00 Pacific Standard Time
Printed: Thursday, January 13, 2022 11:32:12 Pacific Standard Time

ID: FC046E2-CAL,, /01, Name: FC2L_008S32, Description: 1,,2uL, Date: 11-Jan-2022, Time: 04:00:02

7:3 FTCA

FC2L_008S32 Smooth(SG,3x1) F3:MRM of 12 channels,ES-
1,,2uL FC046E2-CAL,, /01 441 > 316.9
4.078e+005

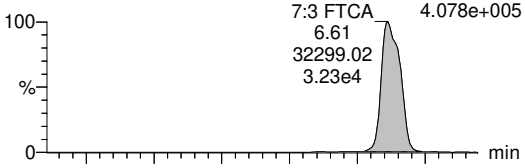

FC2L_008S32 Smooth(SG,3x1) F3:MRM of 12 channels,ES-
1,,2uL FC046E2-CAL,, /01 441 > 336.9
5.740e+005

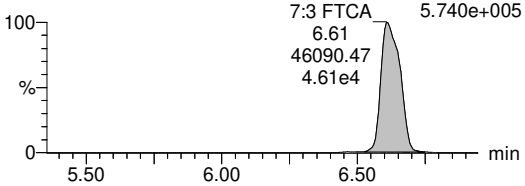

PFEESA

FC2L_008S32 Smooth(SG,3x1) F2:MRM of 24 channels,ES-
1,,2uL FC046E2-CAL,, /01 314.8 > 134.9
1.548e+006

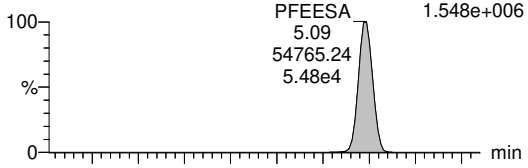

FC2L_008S32 Smooth(SG,3x1) F2:MRM of 24 channels,ES-
1,,2uL FC046E2-CAL,, /01 314.8 > 82.9
1.734e+005

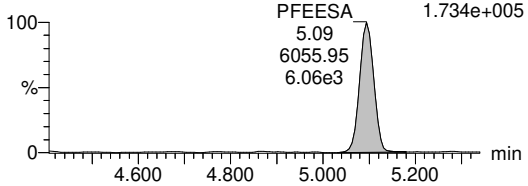

PFMPA

FC2L_008S32 Smooth(SG,5x1) F14:MRM of 8 channels,ES-
1,,2uL FC046E2-CAL,, /01 229.013 > 84.9
6.707e+005

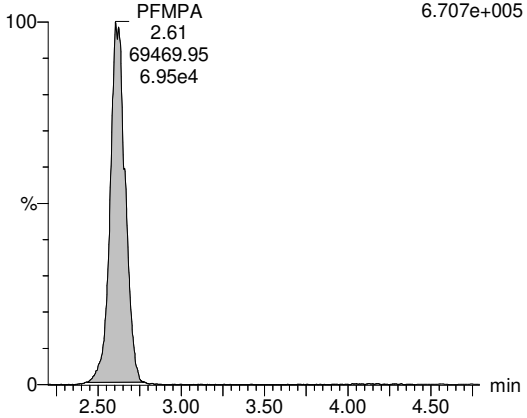

PFMBA

FC2L_008S32 Smooth(SG,3x1) F14:MRM of 8 channels,ES-
1,,2uL FC046E2-CAL,, /01 279 > 85.1
9.594e+005

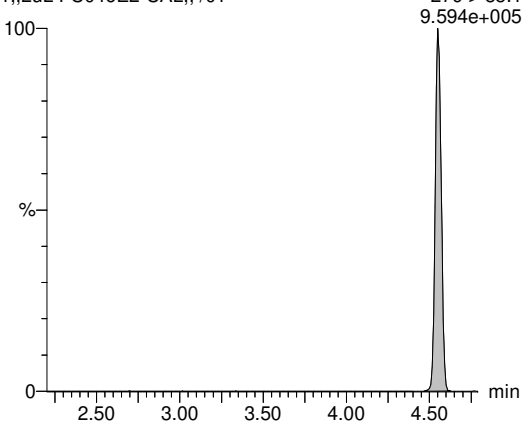

NFDHA

FC2L_008S32 Smooth(SG,3x1) F2:MRM of 24 channels,ES-
1,,2uL FC046E2-CAL,, /01 295 > 201
4.340e+004

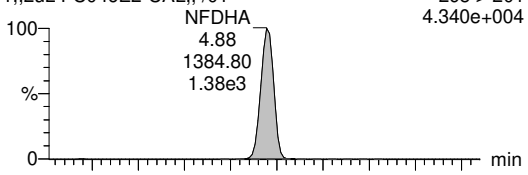

FC2L_008S32 Smooth(SG,3x1) F2:MRM of 24 channels,ES-
1,,2uL FC046E2-CAL,, /01 295 > 84.9
1.745e+004

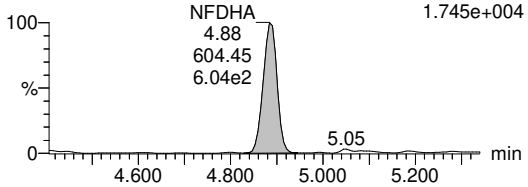

13C4-PFBA

FC2L_008S32 Smooth(SG,3x1) F1:MRM of 3 channels,ES-
1,,2uL FC046E2-CAL,, /01 216.776 > 171.928
3.341e+006

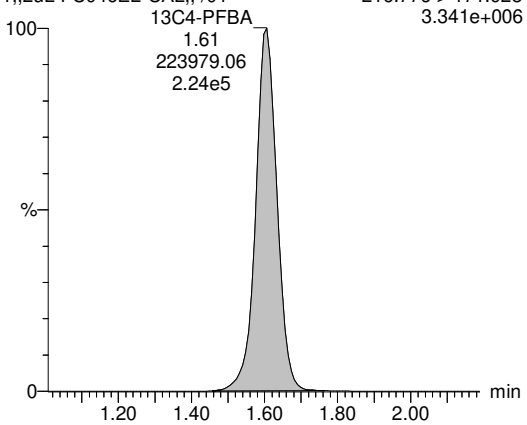

PV by TCH, SV by BRA 13-Jan-22, Conc. & LOD unit = ng for Inst QC, ng/mL for SPM, ng/L for samples

Quantify Sample Report **MassLynx MassLynx V4.1 SCN909**
SGS Axys Analytical Services, Ltd.

Dataset: G:\Masslynx\Inst_L\PFAS\quanfile\FC2L_008-b.qld

Last Altered: Tuesday, January 11, 2022 20:21:00 Pacific Standard Time
Printed: Thursday, January 13, 2022 11:32:12 Pacific Standard Time

ID: FC046E2-CAL,, /01, Name: FC2L_008S32, Description: 1,,2uL, Date: 11-Jan-2022, Time: 04:00:02

13C5-PFPeA

FC2L_008S32 Smooth(SG,3x1) F14:MRM of 8 channels,ES-
1,,2uL FC046E2-CAL,, /01 268.16 > 223.035
2.240e+006

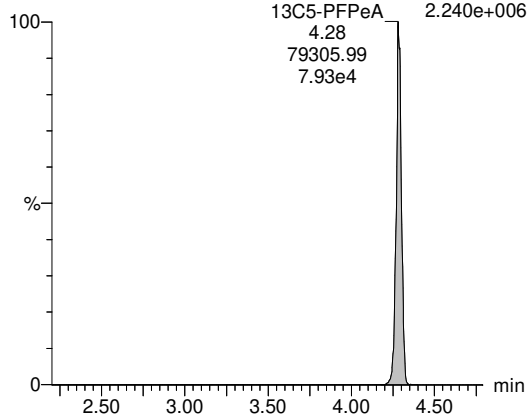

13C5-PFHxA

FC2L_008S32 Smooth(SG,3x1) F2:MRM of 24 channels,ES-
1,,2uL FC046E2-CAL,, /01 318.029 > 272.993
1.004e+006

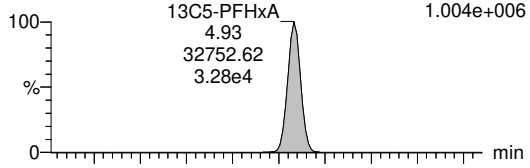

FC2L_008S32 Smooth(SG,3x1) F2:MRM of 24 channels,ES-
1,,2uL FC046E2-CAL,, /01 318.029 > 120.341
4.383e+004

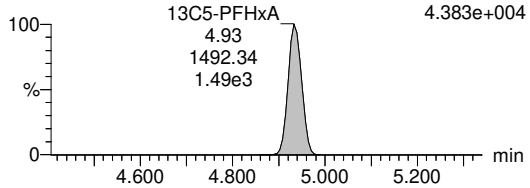

13C4-PFHpA

FC2L_008S32 Smooth(SG,3x1) F13:MRM of 7 channels,ES-
1,,2uL FC046E2-CAL,, /01 367.086 > 322.004
1.134e+006

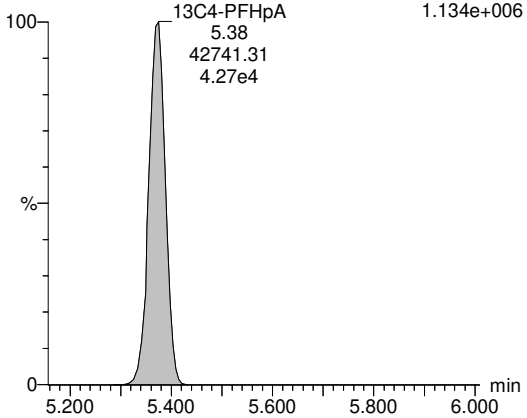

13C8-PFOA

FC2L_008S32 Smooth(SG,3x1) F3:MRM of 12 channels,ES-
1,,2uL FC046E2-CAL,, /01 421.096 > 376.022
8.413e+005

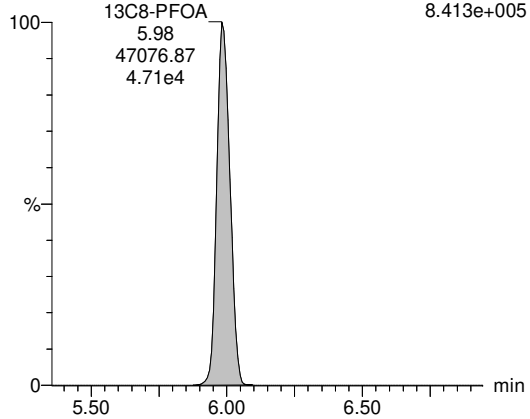

13C9-PFNA

FC2L_008S32 Smooth(SG,3x1) F4:MRM of 7 channels,ES-
1,,2uL FC046E2-CAL,, /01 472.096 > 427.014
4.322e+005

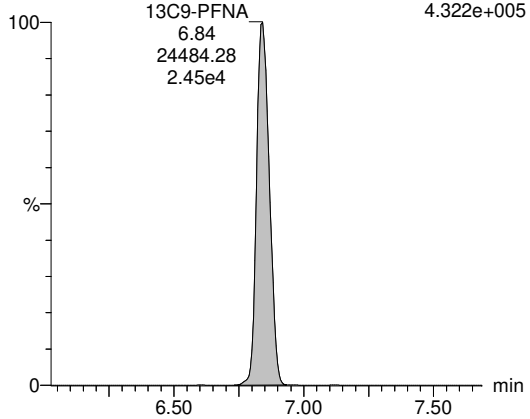

13C6-PFDA

FC2L_008S32 Smooth(SG,3x1) F5:MRM of 15 channels,ES-
1,,2uL FC046E2-CAL,, /01 519.147 > 474.058
5.348e+005

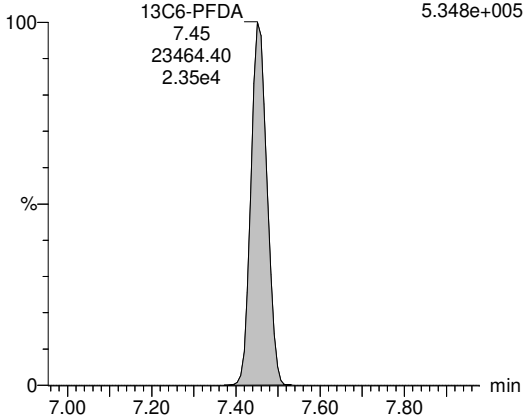

PV by TCH, SV by BRA 13-Jan-22, Conc. & LOD unit = ng for Inst QC, ng/mL for SPM, ng/L for samples

Quantify Sample Report **MassLynx MassLynx V4.1 SCN909**
SGS Axys Analytical Services, Ltd.

Dataset: G:\Masslynx\Inst_L\PFAS\quanfile\FC2L_008-b.qld

Last Altered: Tuesday, January 11, 2022 20:21:00 Pacific Standard Time
Printed: Thursday, January 13, 2022 11:32:12 Pacific Standard Time

ID: FC046E2-CAL,, /01, Name: FC2L_008S32, Description: 1,,2uL, Date: 11-Jan-2022, Time: 04:00:02

13C7-PFUnA

FC2L_008S32 Smooth(SG,3x1) F9:MRM of 5 channels,ES-
1,,2uL FC046E2-CAL,, /01 570.019 > 525.05
6.918e+005

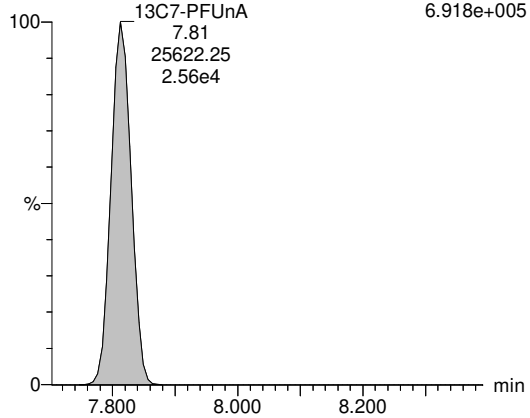

13C2-PFDoA

1,,2uL FC046E2-CAL,, /01 F11:MRM of 11 channels,ES-
615.127 > 570.013
5.416e+005

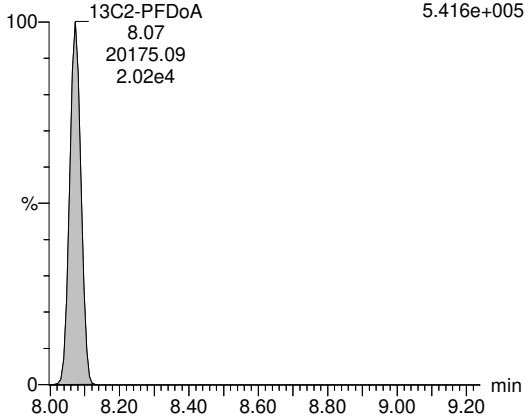

13C2-PFTeDA

FC2L_008S32 Smooth(SG,3x1) F8:MRM of 5 channels,ES-
1,,2uL FC046E2-CAL,, /01 715.057 > 670.026
3.314e+005

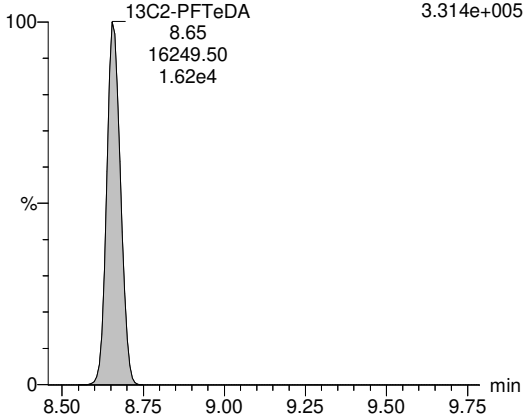

13C3-PFBS

FC2L_008S32 Smooth(SG,3x1) F2:MRM of 24 channels,ES-
1,,2uL FC046E2-CAL,, /01 302.056 > 79.865
1.144e+006

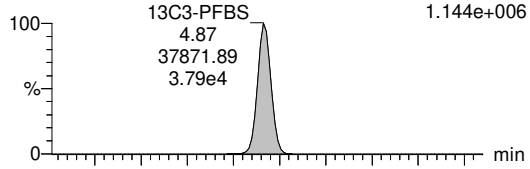

FC2L_008S32 Smooth(SG,3x1) F2:MRM of 24 channels,ES-
1,,2uL FC046E2-CAL,, /01 302.056 > 98.875
3.029e+005

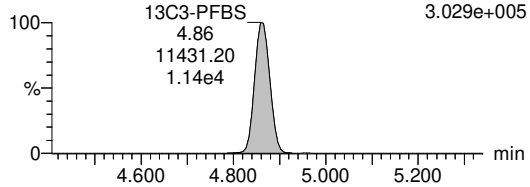

13C3-PFHxS

FC2L_008S32 Smooth(SG,3x1) F3:MRM of 12 channels,ES-
1,,2uL FC046E2-CAL,, /01 402.114 > 79.858
5.040e+005

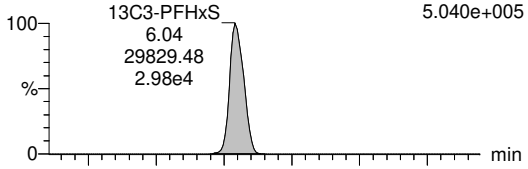

FC2L_008S32 Smooth(SG,3x1) F3:MRM of 12 channels,ES-
1,,2uL FC046E2-CAL,, /01 402.114 > 98.801
2.110e+005

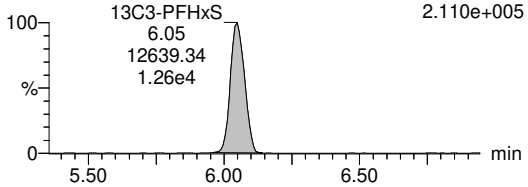

13C8-PFOS

FC2L_008S32 Smooth(SG,3x1) F5:MRM of 15 channels,ES-
1,,2uL FC046E2-CAL,, /01 507.124 > 79.858
6.103e+005

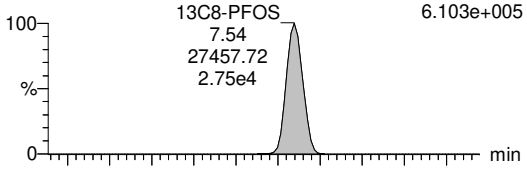

FC2L_008S32 Smooth(SG,3x1) F5:MRM of 15 channels,ES-
1,,2uL FC046E2-CAL,, /01 507.124 > 98.867
2.828e+005

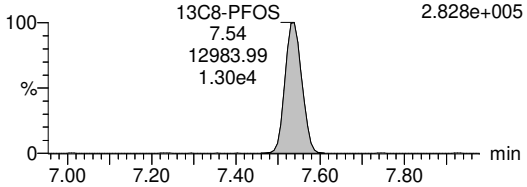

PV by TCH, SV by BRA 13-Jan-22, Conc. & LOD unit = ng for Inst QC, ng/mL for SPM, ng/L for samples

Quantify Sample Report **MassLynx MassLynx V4.1 SCN909**
SGS Axys Analytical Services, Ltd.

Dataset: G:\Masslynx\Inst_L\PFAS\quanfile\FC2L_008-b.qld

Last Altered: Tuesday, January 11, 2022 20:21:00 Pacific Standard Time
Printed: Thursday, January 13, 2022 11:32:12 Pacific Standard Time

ID: FC046E2-CAL,, /01, Name: FC2L_008S32, Description: 1,,2uL, Date: 11-Jan-2022, Time: 04:00:02

13C2-4:2 FTS

FC2L_008S32 Smooth(SG,3x1) F2:MRM of 24 channels,ES-
1,,2uL FC046E2-CAL,, /01 329.084 > 80.9
1.245e+006

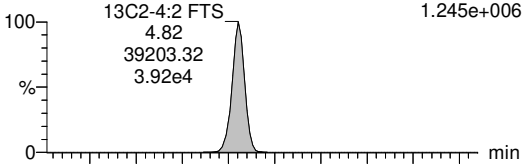

FC2L_008S32 Smooth(SG,3x1) F2:MRM of 24 channels,ES-
1,,2uL FC046E2-CAL,, /01 329.084 > 309.024
6.560e+005

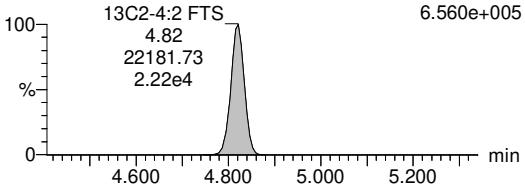

13C2-6:2 FTS

FC2L_008S32 Smooth(SG,3x1) F12:MRM of 6 channels,ES-
1,,2uL FC046E2-CAL,, /01 429.078 > 80.900
5.730e+005



FC2L_008S32 Smooth(SG,3x1) F12:MRM of 6 channels,ES-
1,,2uL FC046E2-CAL,, /01 429.078 > 409.031
3.023e+005

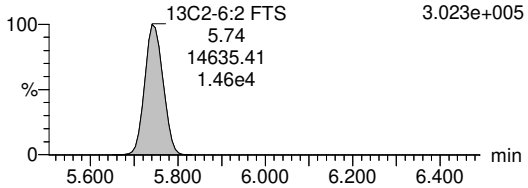

13C2-8:2 FTS

FC2L_008S32 Smooth(SG,3x1) F6:MRM of 4 channels,ES-
1,,2uL FC046E2-CAL,, /01 529.1351 > 80.900
8.238e+005

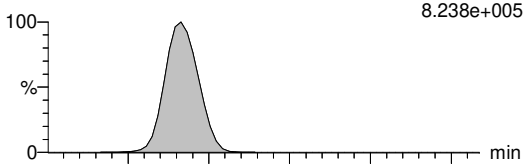

FC2L_008S32 Smooth(SG,3x1) F6:MRM of 4 channels,ES-
1,,2uL FC046E2-CAL,, /01 529.135 > 509.003
2.613e+005

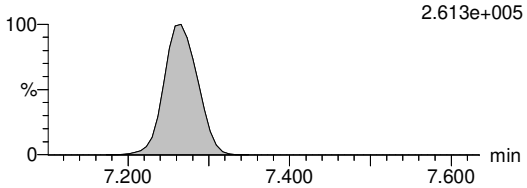

13C8-PFOSA

1,,2uL FC046E2-CAL,, /01 F11:MRM of 11 channels,ES-
506.14 > 77.841
9.742e+005

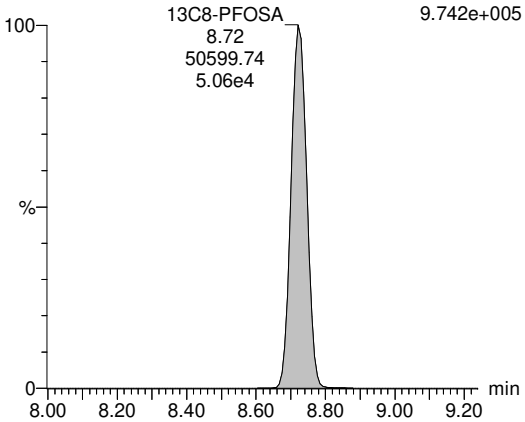

D3-N-MeFOSA

1,,2uL FC046E2-CAL,, /01 F10:MRM of 10 channels,ES-
514.956 > 218.974
1.735e+005

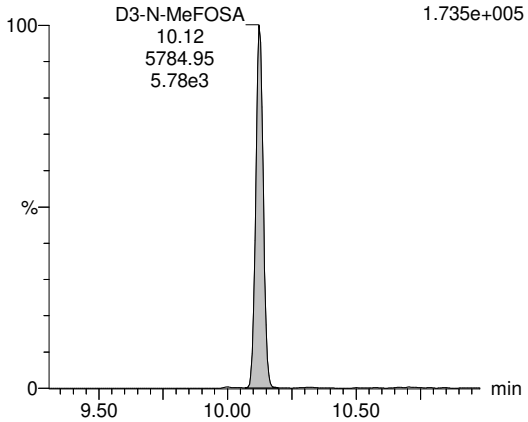

D5-N-EtFOSA

1,,2uL FC046E2-CAL,, /01 F10:MRM of 10 channels,ES-
531.112 > 218.984
1.779e+005

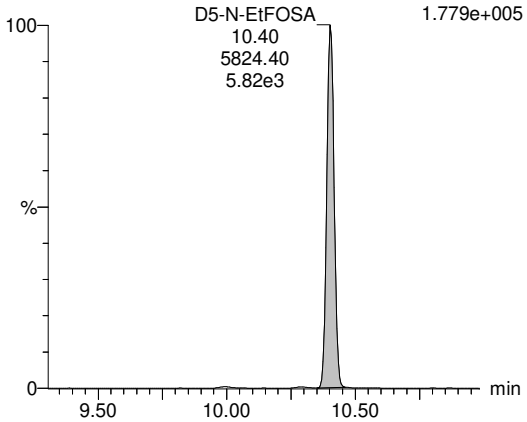

PV by TCH, SV by BRA 13-Jan-22, Conc. & LOD unit = ng for Inst QC, ng/mL for SPM, ng/L for samples

Quantify Sample Report **MassLynx MassLynx V4.1 SCN909**
SGS Axys Analytical Services, Ltd.

Dataset: G:\Masslynx\Inst_L\PFAS\quanfile\FC2L_008-b.qld

Last Altered: Tuesday, January 11, 2022 20:21:00 Pacific Standard Time
Printed: Thursday, January 13, 2022 11:32:12 Pacific Standard Time

ID: FC046E2-CAL,, /01, Name: FC2L_008S32, Description: 1,,2uL, Date: 11-Jan-2022, Time: 04:00:02

D3-MeFOSAA

FC2L_008S32 Smooth(SG,3x1) F5:MRM of 15 channels,ES-
1,,2uL FC046E2-CAL,, /01 573.153 > 418.99
4.077e+005

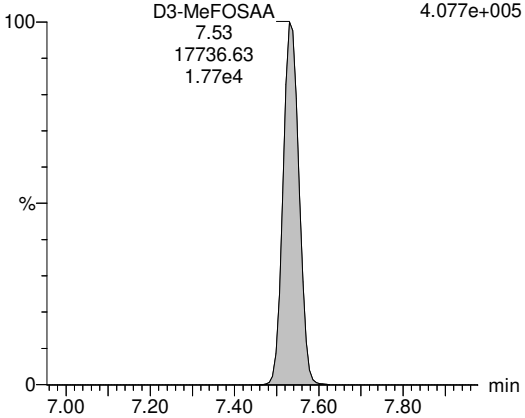

D5-EtFOSAA

FC2L_008S32 Smooth(SG,3x1) F7:MRM of 3 channels,ES-
1,,2uL FC046E2-CAL,, /01 589.245 > 418.971
4.091e+005

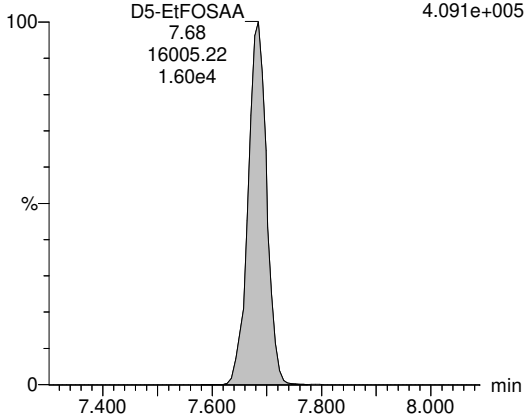

D7-N-MeFOSE

1,,2uL FC046E2-CAL,, /01 F10:MRM of 10 channels,ES-
623.156 > 58.896
1.045e+007

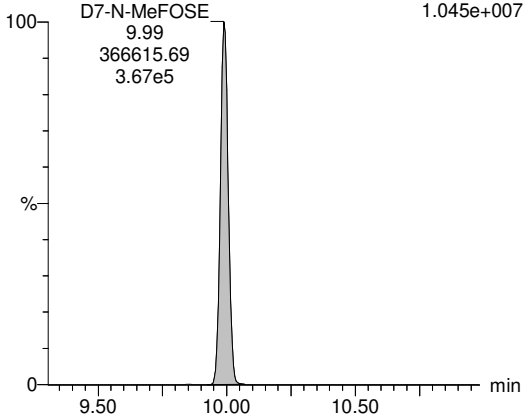

D9-N-EtFOSE

1,,2uL FC046E2-CAL,, /01 F10:MRM of 10 channels,ES-
639.184 > 58.897
1.154e+007

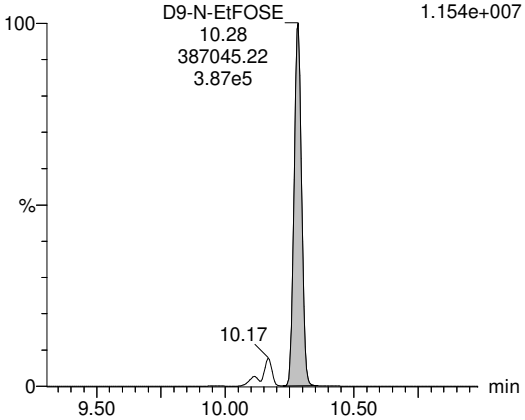

13C3-HFPO-DA

FC2L_008S32 Smooth(SG,3x1) F2:MRM of 24 channels,ES-
1,,2uL FC046E2-CAL,, /01 286.8631 > 168.8861
1.822e+006

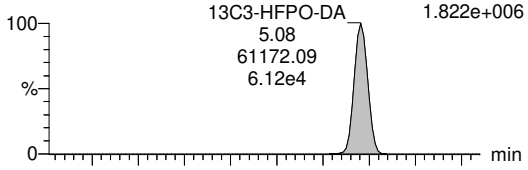

FC2L_008S32 Smooth(SG,3x1) F2:MRM of 24 channels,ES-
1,,2uL FC046E2-CAL,, /01 286.8631 > 184.8888
6.250e+005

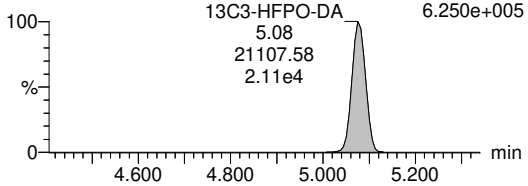

13C3-PFBA

FC2L_008S32 Smooth(SG,3x1) F1:MRM of 3 channels,ES-
1,,2uL FC046E2-CAL,, /01 216.029 > 171.97
1.422e+006

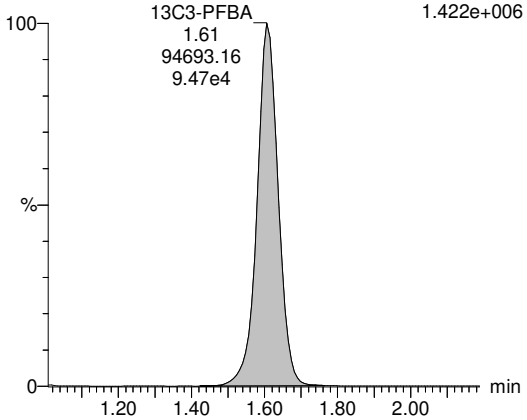

PV by TCH, SV by BRA 13-Jan-22, Conc. & LOD unit = ng for Inst QC, ng/mL for SPM, ng/L for samples

Quantify Sample Report **MassLynx MassLynx V4.1 SCN909**
SGS Axys Analytical Services, Ltd.

Dataset: G:\Masslynx\Inst_L\PFAS\quanfile\FC2L_008-b.qld

Last Altered: Tuesday, January 11, 2022 20:21:00 Pacific Standard Time
Printed: Thursday, January 13, 2022 11:32:12 Pacific Standard Time

ID: FC046E2-CAL,, /01, Name: FC2L_008S32, Description: 1,,2uL, Date: 11-Jan-2022, Time: 04:00:02

13C2-PFHxA

FC2L_008S32 Smooth(SG,3x1) F2:MRM of 24 channels,ES-
1,,2uL FC046E2-CAL,, /01 315.083 > 269.984
1.817e+006

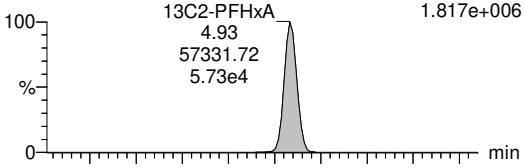

FC2L_008S32 Smooth(SG,3x1) F2:MRM of 24 channels,ES-
1,,2uL FC046E2-CAL,, /01 315.083 > 119.359
4.934e+004

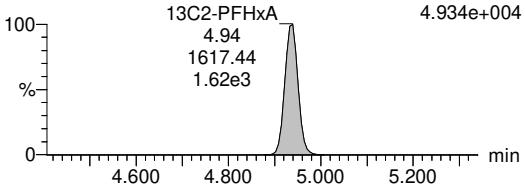

13C4-PFOA

FC2L_008S32 Smooth(SG,3x1) F3:MRM of 12 channels,ES-
1,,2uL FC046E2-CAL,, /01 417.083 > 171.95
2.369e+005

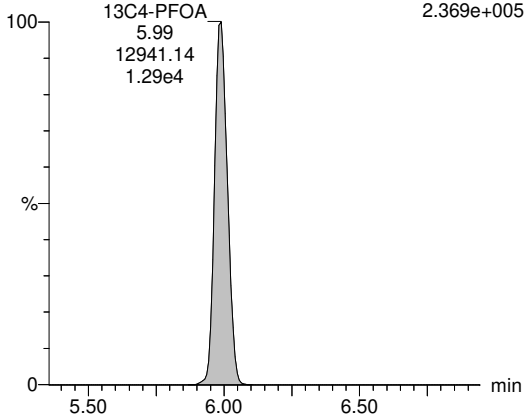

13C5-PFNA

FC2L_008S32 Smooth(SG,3x1) F4:MRM of 7 channels,ES-
1,,2uL FC046E2-CAL,, /01 468.019 > 423.008
3.962e+005

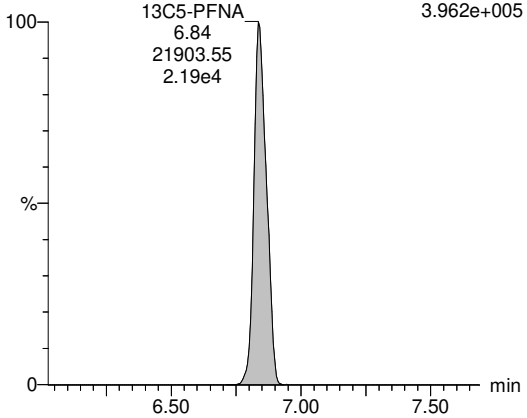

13C2-PFDA

FC2L_008S32 Smooth(SG,3x1) F5:MRM of 15 channels,ES-
1,,2uL FC046E2-CAL,, /01 515.134 > 470.05
4.796e+005

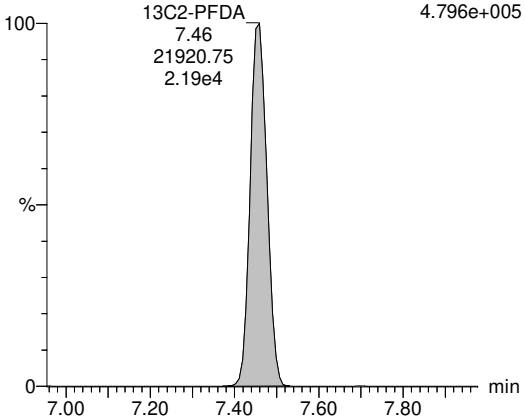

18O2-PFHxS

FC2L_008S32 Smooth(SG,3x1) F3:MRM of 12 channels,ES-
1,,2uL FC046E2-CAL,, /01 402.984 > 83.895
4.525e+005

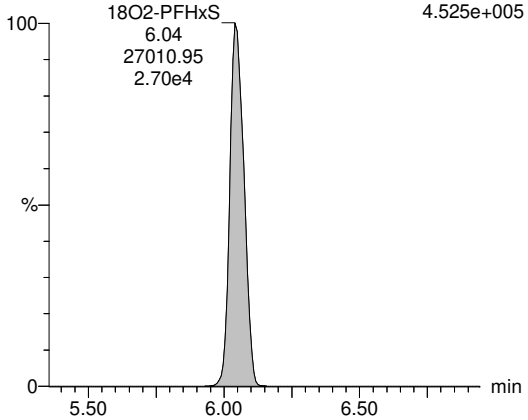

13C4-PFOS

FC2L_008S32 Smooth(SG,3x1) F5:MRM of 15 channels,ES-
1,,2uL FC046E2-CAL,, /01 502.791 > 79.856
6.177e+005

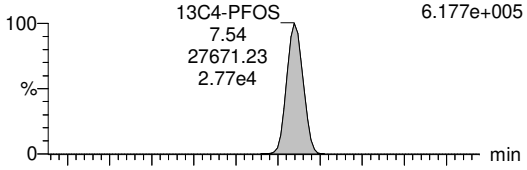

FC2L_008S32 Smooth(SG,3x1) F5:MRM of 15 channels,ES-
1,,2uL FC046E2-CAL,, /01 502.791 > 98.864
2.775e+005

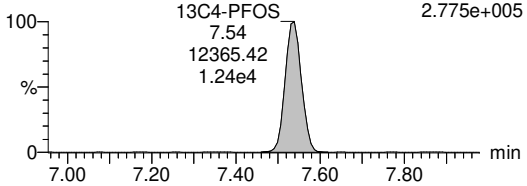

PV by TCH, SV by BRA 13-Jan-22, Conc. & LOD unit = ng for Inst QC, ng/mL for SPM, ng/L for samples

Quantify Sample Report **MassLynx MassLynx V4.1 SCN909**
SGS Axys Analytical Services, Ltd.

Dataset: G:\Masslynx\Inst_L\PFAS\quanfile\FC2L_008-b.qld

Last Altered: Tuesday, January 11, 2022 20:21:00 Pacific Standard Time
Printed: Thursday, January 13, 2022 11:32:12 Pacific Standard Time

ID: FC046E2-CAL,, /01, Name: FC2L_008S32, Description: 1,,2uL, Date: 11-Jan-2022, Time: 04:00:02

13C2-D4-6:2 FTS

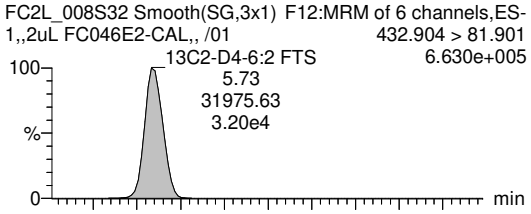

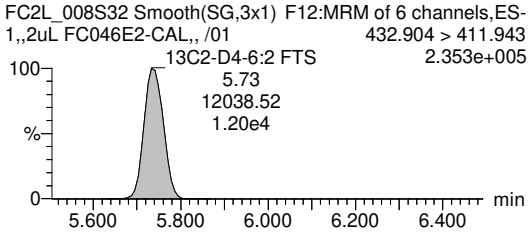

PV by TCH, SV by BRA 13-Jan-22, Conc. & LOD unit = ng for Inst QC, ng/mL for SPM, ng/L for samples

Quantify Sample Report **MassLynx MassLynx V4.1 SCN909**
SGS Axys Analytical Services, Ltd.

Dataset: G:\Masslynx\Inst_L\PFAS\quanfile\FC2L_008-b.qld

Last Altered: Tuesday, January 11, 2022 20:21:00 Pacific Standard Time
Printed: Thursday, January 13, 2022 11:32:12 Pacific Standard Time

ID: FC046E2-CAL,, /01, Name: FC2L_008S32, Description: 1,,2uL, Date: 11-Jan-2022, Time: 04:00:02

#	IS#	Name	RT	Area	Confirm. Ion Area	IS Area	Std. Conc	Conc.	LOD	%Rec	Ratio (Pr...	Ratio	Ratio Fail(Y...	S/N	Noi...	IS Height	Samp. size	F2	Fla...
1	84	PFBA	1.61	112694		223979	20.000	20.061	0.0371	100.3				1637	1035	3337214	1.000	1.0	bb
2	85	PFPeA	4.28	43176		79306	10.000	9.010	0.3972	90.1				56	17...	2239850	1.000	1.0	bb
3	86	PFHxA	4.93	18098	3973	32753	5.000	5.205	0.0267	104.1	4.85	4.55	NO	593	949	1003376	1.000	1.0	MM
4	87	PFHpA	5.37	24346	11882	42741	5.000	5.194	0.0113	103.9	2.16	2.05	NO	1400	469	1133747	1.000	1.0	bb
5	88	PFOA-I	5.98	31604	17093	47077	0.000	4.587	0.0390		1.96	1.85	NO	346	1602	841066	1.000	1.0	bb
6	88	PFOA-II				47077	0.000		0.0390		0.00				1602	841066	1.000	1.0	
7	88	PFOA-III				47077	0.000		0.0390		0.00				1602	841066	1.000	1.0	
8	88	PFOA-IV				47077	0.000		0.0390		0.00				1602	841066	1.000	1.0	
9		PFOA-SUM		31604		47077	0.000	4.587	0.0390						1602	841066	1.000	1.0	
10	88	PFOA	5.98	31604	17093	47077	5.000	4.587	0.0390	91.7	1.96	1.85	NO	346	1602	841066	1.000	1.0	bb
11	89	PFNA-I	6.84	24334	8971	24484	0.000	4.852	0.0266		2.85	2.71	NO	560	785	432089	1.000	1.0	bd
12	89	PFNA-II				24484	0.000		0.0266		0.00				785	432089	1.000	1.0	
13	89	PFNA-III				24484	0.000		0.0266		0.00				785	432089	1.000	1.0	
14		PFNA-SUM		24334		24484	0.000	4.852	0.0266						785	432089	1.000	1.0	
15	89	PFNA	6.84	24261	8972	24484	5.000	4.837	0.0266	96.7	2.85	2.70	NO	560	785	432089	1.000	1.0	MM
16	90	PFDA	7.45	19859	6537	23464	5.000	5.053	0.0255	101.1	3.07	3.04	NO	577	760	534705	1.000	1.0	bb
17	91	PFUnA	7.81	19498	4414	25622	5.000	4.987	0.0349	99.7	4.31	4.42	NO	428	1227	691526	1.000	1.0	bb
18	92	PFDoA	8.07	22790	3008	20175	5.000	5.259	0.0174	105.2	7.42	7.58	NO	897	673	540920	1.000	1.0	MM
19	M...	PFTrDA	8.32	16912	5418	18212	5.000	5.513	0.0322	110.3	3.08	3.12	NO	538	763	436052	1.000	1.0	bb
20	93	PFTeDA	8.65	12961	4760	16250	5.000	5.342	0.0326	106.8	2.82	2.72	NO	483	537	331183	1.000	1.0	dd
21	94	PFBS	4.87	18442	8108	37872	5.000	4.224	0.0014	84.5	2.59	2.27	NO	8302	60	1144046	1.000	1.0	bb
22	95	PFPeS	5.37	16883	7451	29829	5.015	5.736	0.0009	114.4	2.24	2.27	NO	308...	14	502830	1.000	1.0	bb
23	95	PFHxS-I	6.05	15686	6759	29829	0.000	4.474	0.0008		2.37	2.32	NO	161...	16	502830	1.000	1.0	dd
24	95	PFHxS-II	5.85	1727	542	29829	0.000	0.493	0.0008		3.26	3.18	NO	1941	16	502830	1.000	1.0	dd
25	95	PFHxS-III	5.78	795	184	29829	0.000	0.227	0.0008		2.72	4.33	YES	1007	16	502830	1.000	1.0	bd
26		PFHxS-SUM		18208		29829	0.000	5.194	0.0024						16	502830	1.000	1.0	
27	95	PFHxS	6.05	18197	7482	29829	5.000	5.191	0.0008	103.8	2.40	2.43	NO	161...	16	502830	1.000	1.0	MM
28	96	PFHpS	6.93	14398	6938	27458	5.011	4.831	0.0022	96.4	2.12	2.08	NO	5124	48	610088	1.000	1.0	bb
29	96	PFOS-I	7.54	13775	5789	27458	0.000	4.038	0.0021		2.42	2.38	NO	5742	53	610088	1.000	1.0	db
30	96	PFOS-II	7.40	1487	483	27458	0.000	0.436	0.0021		2.75	3.08	NO	575	53	610088	1.000	1.0	dd
31	96	PFOS-III	7.35	963	145	27458	0.000	0.282	0.0021		8.19	6.63	NO	409	53	610088	1.000	1.0	bd
32	96	PFOS-IV	7.16	57	19	27458	0.000	0.017	0.0021		2.14	2.99	NO	20	53	610088	1.000	1.0	bb
33		PFOS-SUM		16281		27458	0.000	4.773	0.0085						53	610088	1.000	1.0	
34	96	PFOS	7.54	16228	6429	27458	5.000	4.757	0.0021	95.1	2.54	2.52	NO	5743	53	610088	1.000	1.0	MM
35	96	PFNS	7.89	15666	6872	27458	5.010	4.836	0.0004	96.5	2.36	2.28	NO	483...	9	610088	1.000	1.0	db

PV by TCH, SV by BRA 13-Jan-22, Conc. & LOD unit = ng for Inst QC, ng/mL for SPM, ng/L for samples

Quantify Sample Report **MassLynx MassLynx V4.1 SCN909**
SGS Axys Analytical Services, Ltd.

Dataset: G:\Masslynx\Inst_L\PFAS\quanfile\FC2L_008-b.qld

Last Altered: Tuesday, January 11, 2022 20:21:00 Pacific Standard Time
Printed: Thursday, January 13, 2022 11:32:12 Pacific Standard Time

ID: FC046E2-CAL,, /01, Name: FC2L_008S32, Description: 1,,2uL, Date: 11-Jan-2022, Time: 04:00:02

#	IS#	Name	RT	Area	Confirm. Ion Area	IS Area	Std. Conc	Conc.	LOD	%Rec	Ratio (Pr...	Ratio	Ratio Fail(Y...	S/N	Noi...	IS Height	Samp. size	F2	Fla...
36	96	PFDS	8.14	14967	6879	27458	5.000	4.839	0.0004	96.8	2.36	2.18	NO	435...	9	610088	1.000	1.0	MM
37	96	PFDoS	8.79	11329	5029	27458	5.008	4.446	0.0009	88.8	2.24	2.25	NO	132...	16	610088	1.000	1.0	MM
38	97	4:2 FTS	4.82	18572	38520	39203	20.000	20.092	0.0013	100.5	0.43	0.48	NO	445...	12	1244301	1.000	1.0	bb
39	98	6:2 FTS	5.74	13985	33662	29116	18.000	18.586	0.0050	103.3	0.44	0.42	NO	109...	25	572668	1.000	1.0	bb
40	99	8:2 FTS	7.26	10965	21843	39561	20.000	20.719	0.0055	103.6	0.57	0.50	NO	115...	20	823705	1.000	1.0	bb
41	100	PFOSA-I	8.73	22811		50600	0.000	4.535	0.0023					5975	74	974208	1.000	1.0	bb
42	100	PFOSA-II	8.58	1867		50600	0.000	0.371	0.0023					405	74	974208	1.000	1.0	db
43		PFOSA-SUM		24678		50600	0.000	4.907	0.0046						74	974208	1.000	1.0	
44	100	PFOSA	8.73	25214		50600	5.000	5.013	0.0023	100.3				5980	74	974208	1.000	1.0	MM
45	101	N-MeFOSA-I	10.12	3510	7000	5785	0.000	5.415	0.0168		0.55	0.50	NO	963	109	173342	1.000	1.0	db
46	101	N-MeFOSA-II	9.95	158	191	5785	0.000	0.243	0.0168		1.14	0.82	NO	40	109	173342	1.000	1.0	dd
47		N-MeFOSA-SUM		3667		5785	0.000	5.658	0.0336						109	173342	1.000	1.0	
48	101	N-MeFOSA	10.12	3794	7884	5785	5.750	5.854	0.0168	101.8	0.53	0.48	NO	963	109	173342	1.000	1.0	MM
49	102	N-EtFOSA-I	10.41	6493	12354	5824	0.000	9.275	0.0078		0.55	0.53	NO	3486	56	177686	1.000	1.0	db
50	102	N-EtFOSA-II	10.26	1321	1199	5824	0.000	1.887	0.0078		1.28	1.10	NO	759	56	177686	1.000	1.0	dd
51		N-EtFOSA-SUM		7815		5824	0.000	11.163	0.0156						56	177686	1.000	1.0	
52	102	N-EtFOSA	10.41	8505	16589	5824	12.500	12.148	0.0078	97.2	0.53	0.51	NO	3484	56	177686	1.000	1.0	MM
53	103	MeFOSAA-I	7.54	3206	1420	17737	0.000	4.249	0.0028		2.01	2.26	NO	4692	16	407494	1.000	1.0	db
54	103	MeFOSAA-II	7.42	311	263	17737	0.000	0.412	0.0028		1.84	1.18	NO	420	16	407494	1.000	1.0	dd
55	103	MeFOSAA-III	7.35	21	127	17737	0.000	0.028	0.0028		0.29	0.17	NO	35	16	407494	1.000	1.0	bd
56		MeFOSAA-SUM		3538		17737	0.000	4.689	0.0083						16	407494	1.000	1.0	
57	103	MeFOSAA	7.54	3536	1840	17737	5.000	4.688	0.0028	93.8	1.87	1.92	NO	4692	16	407494	1.000	1.0	MM
58	104	EtFOSAA-I	7.68	2406	1952	16005	0.000	3.962	0.0045		1.24	1.23	NO	2735	23	409064	1.000	1.0	db
59	104	EtFOSAA-II	7.59	140	226	16005	0.000	0.230	0.0045		0.34	0.62	YES	132	23	409064	1.000	1.0	dd
60	104	EtFOSAA-III	7.52	74	101	16005	0.000	0.122	0.0045		0.63	0.73	NO	81	23	409064	1.000	1.0	bd
61		EtFOSAA-SUM		2620		16005	0.000	4.314	0.0134						23	409064	1.000	1.0	
62	104	EtFOSAA	7.68	2615	2271	16005	5.000	4.307	0.0045	86.1	1.09	1.15	NO	2735	23	409064	1.000	1.0	MM
63	105	N-MeFOSE-I	10.01	188802		366616	0.000	46.716	0.0108					130...	414	10437...	1.000	1.0	bb
64	105	N-MeFOSE-II	9.88	17174		366616	0.000	4.249	0.0108					1020	414	10437...	1.000	1.0	db
65	105	N-MeFOSE-III	9.81	10649		366616	0.000	2.635	0.0108					539	414	10437...	1.000	1.0	bd
66		N-MeFOSE-SUM		216625		366616	0.000	53.600	0.0324						414	10437...	1.000	1.0	
67	105	N-MeFOSE	10.01	216726		366616	50.000	53.625	0.0108	107.3				130...	414	10437...	1.000	1.0	MM
68	106	N-EtFOSE-I	10.30	158412		387045	0.000	34.398	0.0095					107...	437	115354...	1.000	1.0	db
69	106	N-EtFOSE-II	10.19	26926		387045	0.000	5.847	0.0095					1562	437	115354...	1.000	1.0	dd
70	106	N-EtFOSE-III	10.13	31176		387045	0.000	6.770	0.0095					1372	437	115354...	1.000	1.0	dd

PV by TCH, SV by BRA 13-Jan-22, Conc. & LOD unit = ng for Inst QC, ng/mL for SPM, ng/L for samples

Quantify Sample Report **MassLynx MassLynx V4.1 SCN909**
SGS Axys Analytical Services, Ltd.

Dataset: G:\Masslynx\Inst_L\PFAS\quanfile\FC2L_008-b.qld

Last Altered: Tuesday, January 11, 2022 20:21:00 Pacific Standard Time
Printed: Thursday, January 13, 2022 11:32:12 Pacific Standard Time

ID: FC046E2-CAL,, /01, Name: FC2L_008S32, Description: 1,,2uL, Date: 11-Jan-2022, Time: 04:00:02

#	IS#	Name	RT	Area	Confirm. Ion Area	IS Area	Std. Conc	Conc.	LOD	%Rec	Ratio (Pr...	Ratio	Ratio Fail(Y...	S/N	Noi...	IS Height	Samp. size	F2	Fla...
71		N-EtFOSE-SUM		216515		387045	0.000	47.014	0.0286						437	115354...	1.000	1.0	
72	106	N-EtFOSE	10.30	214372		387045	37.500	46.549	0.0095	124.1				106...	437	115354...	1.000	1.0	MM
73	107	HFPO-DA	5.08	34169	10057	61172	19.000	20.440	0.0006	107.6	2.87	3.40	NO	996...	11	1821362	1.000	1.0	bb
74	107	ADONA	5.56	234625	216245	61172	20.000	21.864	0.0009	109.3	1.08	1.09	NO	540...	98	1821362	1.000	1.0	bb
75	107	9Cl-PF3ONS	7.80	63302	19813	61172	20.038	20.809	0.0016	103.8	3.20	3.19	NO	343...	48	1821362	1.000	1.0	bb
76	107	11Cl-PF3OUdS	8.33	32244	10267	61172	20.032	19.622	0.0022	98.0	3.13	3.14	NO	214...	36	1821362	1.000	1.0	bb
77	85	3:3 FTCA	3.64	4832	2292	79306	20.000	14.705	0.6079	73.5	1.75	2.11	NO	29	1880	2239850	1.000	1.0	MM
78	86	5:3 FTCA	5.18	57123	47569	32753	125.000	101.352	0.0519	81.1	1.20	1.20	NO	4618	299	1003376	1.000	1.0	bb
79	86	7:3 FTCA	6.61	32299	46090	32753	125.000	98.212	0.0413	78.6	0.71	0.70	NO	2920	139	1003376	1.000	1.0	MM
80	86	PFEESA	5.09	54765	6056	32753	5.000	5.295	0.0010	105.9	9.28	9.04	NO	151...	102	1003376	1.000	1.0	bb
81	85	PFMPA	2.61	69470		79306	10.000	9.587	0.1197	95.9				82	8162	2239850	1.000	1.0	bb
82	85	PFMBA	4.55	39245		79306	5.000	4.069	0.0012	81.4				8843	108	2239850	1.000	1.0	bb
83	86	NFDHA	4.88	1385	604	32753	10.000	9.755	0.0101	97.6	0.94	2.29	YES	2976	15	1003376	1.000	1.0	MM
84	108	13C4-PFBA	1.61	223979		94693	40.000	41.423	0.0034	103.6				359...	93	1419923	1.000	1.0	bb
85	109	13C5-PFPeA	4.28	79306		57332	20.000	16.828	0.3999	84.1				113	19...	1816685	1.000	1.0	bd
86	109	13C5-PFHxA	4.93	32753	1492	57332	10.000	8.169	0.0003	81.7	23.32	21.95	NO	684...	15	1816685	1.000	1.0	bb
87	110	13C4-PFHpA	5.38	42741		12941	10.000	9.959	0.0033	99.6				131...	86	236798	1.000	1.0	bb
88	110	13C8-PFOA	5.98	47077		12941	10.000	9.760	0.0004	97.6				647...	13	236798	1.000	1.0	bb
89	111	13C9-PFNA	6.84	24484		21904	5.000	4.872	0.0018	97.4				8034	54	396145	1.000	1.0	bb
90	112	13C6-PFDA	7.45	23464		21921	5.000	5.318	0.0013	106.4				123...	43	479470	1.000	1.0	bb
91	112	13C7-PFUnA	7.81	25622		21921	5.000	5.352	0.0020	107.0				9690	71	479470	1.000	1.0	bb
92	112	13C2-PFDoA	8.07	20175		21921	5.000	4.895	0.0017	97.9				104...	52	479470	1.000	1.0	bb
93	112	13C2-PFTeDA	8.65	16250		21921	5.000	4.495	0.0011	89.9				115...	29	479470	1.000	1.0	db
94	113	13C3-PFBS	4.87	37872	11431	27011	10.030	11.276	0.0058	112.4	2.73	3.31	NO	105...	108	452485	1.000	1.0	bb
95	113	13C3-PFHxS	6.04	29829	12639	27011	10.015	9.735	0.0008	97.2	2.38	2.36	NO	386...	13	452485	1.000	1.0	bb
96	114	13C8-PFOS	7.54	27458	12984	27671	10.062	10.927	0.0004	108.6	2.33	2.11	NO	762...	8	617577	1.000	1.0	bb
97	115	13C2-4:2 FTS	4.82	39203	22182	31976	20.168	22.398	0.0044	111.1	1.62	1.77	NO	234...	53	662850	1.000	1.0	bb
98	115	13C2-6:2 FTS	5.74	29116	14635	31976	19.998	20.047	0.0054	100.2	1.88	1.99	NO	105...	54	662850	1.000	1.0	bb
99	115	13C2-8:2 FTS	7.27	39561	12565	31976	20.040	17.216	0.0006	85.9	3.76	3.15	NO	822...	10	662850	1.000	1.0	bb
1...	114	13C8-PFOSA	8.72	50600		27671	10.000	10.063	0.0035	100.6				7407	132	617577	1.000	1.0	bd
1...	114	D3-N-MeFOSA	10.12	5785		27671	10.000	7.511	0.0084	75.1				3601	48	617577	1.000	1.0	db
1...	114	D5-N-EtFOSA	10.40	5824		27671	10.000	7.546	0.0122	75.5				2526	70	617577	1.000	1.0	bb
1...	115	D3-MeFOSAA	7.53	17737		31976	20.000	11.615	0.0132	58.1				2929	139	662850	1.000	1.0	bb
1...	115	D5-EtFOSAA	7.68	16005		31976	20.000	12.769	0.0040	63.8				118...	34	662850	1.000	1.0	dd
1...	114	D7-N-MeFOSE	9.99	366616		27671	100.000	71.576	0.0135	71.6				203...	514	617577	1.000	1.0	bb

PV by TCH, SV by BRA 13-Jan-22, Conc. & LOD unit = ng for Inst QC, ng/mL for SPM, ng/L for samples

Quantify Sample Report **MassLynx MassLynx V4.1 SCN909**
SGS Axys Analytical Services, Ltd.

Dataset: G:\Masslynx\Inst_L\PFAS\quanfile\FC2L_008-b.qld

Last Altered: Tuesday, January 11, 2022 20:21:00 Pacific Standard Time
Printed: Thursday, January 13, 2022 11:32:12 Pacific Standard Time

ID: FC046E2-CAL,, /01, Name: FC2L_008S32, Description: 1,,2uL, Date: 11-Jan-2022, Time: 04:00:02

#	IS#	Name	RT	Area	Confirm. Ion Area	IS Area	Std. Conc	Conc.	LOD	%Rec	Ratio (Pr...	Ratio	Ratio Fail(Y...	S/N	Noi...	IS Height	Samp. size	F2	Fla...
1...	114	D9-N-EtFOSE	10.28	387045		27671	100.000	58.418	0.0095	58.4				245...	471	617577	1.000	1.0	bb
1...	109	13C3-HFPO-DA	5.08	61172	21108	57332	40.000	32.701	0.0006	81.8	2.64	2.90	NO	147...	12	1816685	1.000	1.0	bb
1...		13C3-PFBA	1.61	94693			20.000	19.235	0.0054	96.2				106...	134		1.000	1.0	bb
1...		13C2-PFHxA	4.93	57332	1617		10.000	10.492	0.0007	104.9	35.50	35.45	NO	421...	43		1.000	1.0	bb
110		13C4-PFOA	5.99	12941			10.000	9.856	0.0019	98.6				158...	15		1.000	1.0	bb
111		13C5-PFNA	6.84	21904			5.000	4.735	0.0021	94.7				6915	57		1.000	1.0	dd
112		13C2-PFDA	7.46	21921			5.000	4.246	0.0020	84.9				6241	77		1.000	1.0	bb
113		18O2-PFHxS	6.04	27011			10.050	9.499	0.0014	94.5				199...	23		1.000	1.0	bb
114		13C4-PFOS	7.54	27671	12365		10.150	8.963	0.0009	88.3	2.17	2.24	NO	285...	22		1.000	1.0	bb
115		13C2-D4-6:2 F...	5.73	31976	12039		20.000	49.864	0.0032	249.3	2.50	2.66	NO	463...	14		1.000	1.0	bb

PV by TCH, SV by BRA 13-Jan-22, Conc. & LOD unit = ng for Inst QC, ng/mL for SPM, ng/L for samples

Quantify Audit Report MassLynx MassLynx V4.1 SCN909
SGS Axys Analytical Services, Ltd.

Dataset: G:\Masslynx\Inst_L\PFAS\quanfile\FC2L_008-b.qld

Last Altered: Tuesday, January 11, 2022 20:21:00 Pacific Standard Time
Printed: Friday, January 14, 2022 13:50:10 Pacific Standard Time

Date	Time	Event	Details	Comments	Signed
11-Jan-22	09:53:23	Process Extract			
11-Jan-22	09:53:24	Process Integrate			TCH
11-Jan-22	09:53:25	Process Quantify			
11-Jan-22	09:53:25	Dataset Created			
11-Jan-22	09:53:43	Dataset Saved	Saved to 'C:\Users\tchen\Documents\C2_MassLynx\FC2L_008-b.qld'		
11-Jan-22	10:01:00	Method modified			
11-Jan-22	10:01:09	Process Integrate			
11-Jan-22	10:01:10	Process Quantify			
11-Jan-22	10:01:27	Dataset Saved	Saved to 'C:\Users\tchen\Documents\C2_MassLynx\FC2L_008-b.qld'		
12-Jan-22	10:14:42	Dataset Saved	Saved to 'G:\Masslynx\Inst_L\PFAS\quanfile\FC2L_008-b.qld'		
11-Jan-22	10:28:46	Pre modification peak	Sample:FC2L_008S13, Compound:7:3 FTCA, RT:6.607		
11-Jan-22	10:28:46	Peak modified	Sample:FC2L_008S13, Compound:7:3 FTCA, RT:6.607	6	
11-Jan-22	10:28:46	Pre modification peak	Sample:FC2L_008S13, Compound:7:3 FTCA, RT:6.607		
11-Jan-22	10:28:46	Peak modified	Sample:FC2L_008S13, Compound:7:3 FTCA, RT:6.607	6	
11-Jan-22	10:29:19	Pre modification peak	Sample:FC2L_008S14, Compound:NFDHA, RT:4.890		
11-Jan-22	10:29:19	Peak modified	Sample:FC2L_008S14, Compound:NFDHA, RT:4.890	4	
11-Jan-22	10:29:19	Pre modification peak	Sample:FC2L_008S14, Compound:NFDHA, RT:4.865		
11-Jan-22	10:29:19	Peak modified	Sample:FC2L_008S14, Compound:NFDHA, RT:4.865	4	
11-Jan-22	10:30:09	Pre modification peak	Sample:FC2L_008S16, Compound:NFDHA, RT:4.884		
11-Jan-22	10:30:09	Peak modified	Sample:FC2L_008S16, Compound:NFDHA, RT:4.884	4	
11-Jan-22	10:30:09	Pre modification peak	Sample:FC2L_008S16, Compound:NFDHA, RT:4.878		
11-Jan-22	10:30:09	Peak modified	Sample:FC2L_008S16, Compound:NFDHA, RT:4.878	4	
11-Jan-22	10:31:18	Pre modification peak	Sample:FC2L_008S19, Compound:7:3 FTCA, RT:6.601		
11-Jan-22	10:31:18	Peak modified	Sample:FC2L_008S19, Compound:7:3 FTCA, RT:6.601	6	
11-Jan-22	10:31:18	Pre modification peak	Sample:FC2L_008S19, Compound:7:3 FTCA, RT:6.601		
11-Jan-22	10:31:18	Peak modified	Sample:FC2L_008S19, Compound:7:3 FTCA, RT:6.601	6	
11-Jan-22	10:32:08	Peak added	Sample:FC2L_008S32, Compound:PFDS, RT:8.143	1	
11-Jan-22	10:32:08	Peak added	Sample:FC2L_008S32, Compound:PFDS, RT:8.143	1	
11-Jan-22	10:33:06	Dataset Saved	Saved to 'C:\Users\tchen\Documents\C2_MassLynx\FC2L_008-b.qld'		
11-Jan-22	10:35:56	Pre modification peak	Sample:FC2L_008S17, Compound:PFUnA, RT:7.813		
11-Jan-22	10:35:56	Peak modified	Sample:FC2L_008S17, Compound:PFUnA, RT:7.813	3	
11-Jan-22	10:36:12	Pre modification peak	Sample:FC2L_008S17, Compound:PFHxS-I, RT:6.049		
11-Jan-22	10:36:12	Peak modified	Sample:FC2L_008S17, Compound:PFHxS-I, RT:6.049	2	
11-Jan-22	10:36:25	Pre modification peak	Sample:FC2L_008S17, Compound:PFHxS, RT:6.049		
11-Jan-22	10:36:25	Peak modified	Sample:FC2L_008S17, Compound:PFHxS, RT:6.049	1	
11-Jan-22	10:36:25	Pre modification peak	Sample:FC2L_008S17, Compound:PFHxS, RT:6.049		
11-Jan-22	10:36:25	Peak modified	Sample:FC2L_008S17, Compound:PFHxS, RT:6.049	1	

PV by TCH, SV by BRA 14-Jan-22. see definitions on the number on 'Comment' column in case narratives

Quantify Audit Report MassLynx MassLynx V4.1 SCN909
SGS Axys Analytical Services, Ltd.

Dataset: G:\Masslynx\Inst_L\PFAS\quanfile\FC2L_008-b.qld

Last Altered: Tuesday, January 11, 2022 20:21:00 Pacific Standard Time
Printed: Friday, January 14, 2022 13:50:10 Pacific Standard Time

Date	Time	Event	Details	Comments	Signed
11-Jan-22	10:36:35	Pre modification peak	Sample:FC2L_008S17, Compound:PFOS-I, RT:7.538		
11-Jan-22	10:36:35	Peak modified	Sample:FC2L_008S17, Compound:PFOS-I, RT:7.538	2	TCH
11-Jan-22	10:36:55	Pre modification peak	Sample:FC2L_008S17, Compound:PFOS, RT:7.538		
11-Jan-22	10:36:55	Peak modified	Sample:FC2L_008S17, Compound:PFOS, RT:7.538	1	
11-Jan-22	10:36:55	Pre modification peak	Sample:FC2L_008S17, Compound:PFOS, RT:7.546		
11-Jan-22	10:36:55	Peak modified	Sample:FC2L_008S17, Compound:PFOS, RT:7.546	1	
11-Jan-22	10:37:17	Pre modification peak	Sample:FC2L_008S17, Compound:PFDoS, RT:8.795		
11-Jan-22	10:37:17	Peak modified	Sample:FC2L_008S17, Compound:PFDoS, RT:8.795	3	
11-Jan-22	10:37:17	Pre modification peak	Sample:FC2L_008S17, Compound:PFDoS, RT:8.795		
11-Jan-22	10:37:17	Peak modified	Sample:FC2L_008S17, Compound:PFDoS, RT:8.795	3	
11-Jan-22	10:37:49	Dataset Saved	Saved to 'C:\Users\tchen\Documents\C2_MassLynx\FC2L_008-b.qld'		
11-Jan-22	10:57:35	Peak added	Sample:FC2L_008S13, Compound:NFDHA, RT:4.890	7	
11-Jan-22	10:57:35	Peak added	Sample:FC2L_008S13, Compound:NFDHA, RT:4.884	7	
11-Jan-22	10:57:52	Dataset Saved	Saved to 'C:\Users\tchen\Documents\C2_MassLynx\FC2L_008-b.qld'		
11-Jan-22	10:58:28	Peak added	Sample:FC2L_008S30, Compound:PFDoS, RT:8.787	7	
11-Jan-22	10:58:28	Peak added	Sample:FC2L_008S30, Compound:PFDoS, RT:8.787	7	
11-Jan-22	11:00:16	Pre modification peak	Sample:FC2L_008S19, Compound:N-MeFOSA-II, RT:9.999		
11-Jan-22	11:00:16	Peak modified	Sample:FC2L_008S19, Compound:N-MeFOSA-II, RT:9.999	1	
11-Jan-22	11:00:16	Pre modification peak	Sample:FC2L_008S19, Compound:N-MeFOSA-II, RT:9.935		
11-Jan-22	11:00:16	Peak modified	Sample:FC2L_008S19, Compound:N-MeFOSA-II, RT:9.935	1	
11-Jan-22	11:01:54	Pre modification peak	Sample:FC2L_008S19, Compound:N-EtFOSA-II, RT:10.305		
11-Jan-22	11:01:54	Peak modified	Sample:FC2L_008S19, Compound:N-EtFOSA-II, RT:10.305	1	
11-Jan-22	11:01:54	Pre modification peak	Sample:FC2L_008S19, Compound:N-EtFOSA-II, RT:10.268		
11-Jan-22	11:01:54	Peak modified	Sample:FC2L_008S19, Compound:N-EtFOSA-II, RT:10.268	1	
11-Jan-22	11:03:12	Pre modification peak	Sample:FC2L_008S14, Compound:EtFOSAA, RT:7.692		
11-Jan-22	11:03:12	Peak modified	Sample:FC2L_008S14, Compound:EtFOSAA, RT:7.692	1	
11-Jan-22	11:03:12	Pre modification peak	Sample:FC2L_008S14, Compound:EtFOSAA, RT:7.685		
11-Jan-22	11:03:12	Peak modified	Sample:FC2L_008S14, Compound:EtFOSAA, RT:7.685	1	
11-Jan-22	11:03:41	Dataset Saved	Saved to 'C:\Users\tchen\Documents\C2_MassLynx\FC2L_008-b.qld'		
11-Jan-22	11:49:37	Pre modification peak	Sample:FC2L_008S17, Compound:PFTrDA, RT:8.329		
11-Jan-22	11:49:37	Peak modified	Sample:FC2L_008S17, Compound:PFTrDA, RT:8.329	3	
11-Jan-22	11:49:37	Pre modification peak	Sample:FC2L_008S17, Compound:PFTrDA, RT:8.329		
11-Jan-22	11:49:37	Peak modified	Sample:FC2L_008S17, Compound:PFTrDA, RT:8.329	3	
11-Jan-22	11:50:08	Pre modification peak	Sample:FC2L_008S17, Compound:PFOSA-II, RT:8.589		
11-Jan-22	11:50:08	Peak modified	Sample:FC2L_008S17, Compound:PFOSA-II, RT:8.589	1	
11-Jan-22	11:50:20	Pre modification peak	Sample:FC2L_008S17, Compound:PFOSA, RT:8.730		
11-Jan-22	11:50:20	Peak modified	Sample:FC2L_008S17, Compound:PFOSA, RT:8.730	1	

PV by TCH, SV by BRA 14-Jan-22. see definitions on the number on 'Comment' column in case narratives

Quantify Audit Report MassLynx MassLynx V4.1 SCN909
SGS Axys Analytical Services, Ltd.

Dataset: G:\Masslynx\Inst_L\PFAS\quanfile\FC2L_008-b.qld

Last Altered: Tuesday, January 11, 2022 20:21:00 Pacific Standard Time
Printed: Friday, January 14, 2022 13:50:10 Pacific Standard Time

Date	Time	Event	Details	Comments	Signed
11-Jan-22	11:50:41	Pre modification peak	Sample:FC2L_008S17, Compound:N-MeFOSA-II, RT:10.005		
11-Jan-22	11:50:41	Peak modified	Sample:FC2L_008S17, Compound:N-MeFOSA-II, RT:10.005	1	TCH
11-Jan-22	11:50:41	Pre modification peak	Sample:FC2L_008S17, Compound:N-MeFOSA-II, RT:9.946		
11-Jan-22	11:50:41	Peak modified	Sample:FC2L_008S17, Compound:N-MeFOSA-II, RT:9.946	1	
11-Jan-22	11:51:07	Pre modification peak	Sample:FC2L_008S17, Compound:N-MeFOSA, RT:10.128		
11-Jan-22	11:51:07	Peak modified	Sample:FC2L_008S17, Compound:N-MeFOSA, RT:10.128	1	
11-Jan-22	11:51:07	Pre modification peak	Sample:FC2L_008S17, Compound:N-MeFOSA, RT:10.123		
11-Jan-22	11:51:07	Peak modified	Sample:FC2L_008S17, Compound:N-MeFOSA, RT:10.123	1	
11-Jan-22	12:04:12	Pre modification peak	Sample:FC2L_008S17, Compound:N-EtFOSA-II, RT:10.305		
11-Jan-22	12:04:12	Peak modified	Sample:FC2L_008S17, Compound:N-EtFOSA-II, RT:10.305	1	
11-Jan-22	12:04:12	Pre modification peak	Sample:FC2L_008S17, Compound:N-EtFOSA-II, RT:10.262		
11-Jan-22	12:04:12	Peak modified	Sample:FC2L_008S17, Compound:N-EtFOSA-II, RT:10.262	1	
11-Jan-22	12:04:31	Pre modification peak	Sample:FC2L_008S17, Compound:N-EtFOSA, RT:10.407		
11-Jan-22	12:04:31	Peak modified	Sample:FC2L_008S17, Compound:N-EtFOSA, RT:10.407	1	
11-Jan-22	12:04:31	Pre modification peak	Sample:FC2L_008S17, Compound:N-EtFOSA, RT:10.413		
11-Jan-22	12:04:31	Peak modified	Sample:FC2L_008S17, Compound:N-EtFOSA, RT:10.413	1	
11-Jan-22	12:04:44	Pre modification peak	Sample:FC2L_008S17, Compound:MeFOSAA-III, RT:7.372		
11-Jan-22	12:04:44	Peak modified	Sample:FC2L_008S17, Compound:MeFOSAA-III, RT:7.372	6	
11-Jan-22	12:05:03	Pre modification peak	Sample:FC2L_008S17, Compound:MeFOSAA, RT:7.538		
11-Jan-22	12:05:03	Peak modified	Sample:FC2L_008S17, Compound:MeFOSAA, RT:7.538	1	
11-Jan-22	12:05:03	Pre modification peak	Sample:FC2L_008S17, Compound:MeFOSAA, RT:7.538		
11-Jan-22	12:05:03	Peak modified	Sample:FC2L_008S17, Compound:MeFOSAA, RT:7.538	1	
11-Jan-22	12:05:24	Pre modification peak	Sample:FC2L_008S17, Compound:EtFOSAA, RT:7.692		
11-Jan-22	12:05:24	Peak modified	Sample:FC2L_008S17, Compound:EtFOSAA, RT:7.692	1	
11-Jan-22	12:05:24	Pre modification peak	Sample:FC2L_008S17, Compound:EtFOSAA, RT:7.692		
11-Jan-22	12:05:24	Peak modified	Sample:FC2L_008S17, Compound:EtFOSAA, RT:7.692	1	
11-Jan-22	12:05:36	Pre modification peak	Sample:FC2L_008S17, Compound:N-MeFOSE, RT:10.010		
11-Jan-22	12:05:36	Peak modified	Sample:FC2L_008S17, Compound:N-MeFOSE, RT:10.010	1	
11-Jan-22	12:05:48	Pre modification peak	Sample:FC2L_008S17, Compound:N-EtFOSE, RT:10.300		
11-Jan-22	12:05:48	Peak modified	Sample:FC2L_008S17, Compound:N-EtFOSE, RT:10.300	1	
11-Jan-22	12:06:14	Pre modification peak	Sample:FC2L_008S17, Compound:3:3 FTCA, RT:3.671		
11-Jan-22	12:06:14	Peak modified	Sample:FC2L_008S17, Compound:3:3 FTCA, RT:3.671	3	
11-Jan-22	12:06:14	Pre modification peak	Sample:FC2L_008S17, Compound:3:3 FTCA, RT:3.657		
11-Jan-22	12:06:14	Peak modified	Sample:FC2L_008S17, Compound:3:3 FTCA, RT:3.657	3	
11-Jan-22	12:06:36	Pre modification peak	Sample:FC2L_008S17, Compound:PFMPA, RT:2.632		
11-Jan-22	12:06:36	Peak modified	Sample:FC2L_008S17, Compound:PFMPA, RT:2.632	3	
11-Jan-22	12:07:14	Pre modification peak	Sample:FC2L_008S17, Compound:NFDHA, RT:4.884		

PV by TCH, SV by BRA 14-Jan-22. see definitions on the number on 'Comment' column in case narratives

Quantify Audit Report MassLynx MassLynx V4.1 SCN909
SGS Axys Analytical Services, Ltd.

Dataset: G:\Masslynx\Inst_L\PFAS\quanfile\FC2L_008-b.qld

Last Altered: Tuesday, January 11, 2022 20:21:00 Pacific Standard Time
Printed: Friday, January 14, 2022 13:50:10 Pacific Standard Time

Date	Time	Event	Details	Comments	Signed
11-Jan-22	12:07:14	Peak modified	Sample:FC2L_008S17, Compound:NFDHA, RT:4.884	4	
11-Jan-22	12:07:14	Pre modification peak	Sample:FC2L_008S17, Compound:NFDHA, RT:4.878		TCH
11-Jan-22	12:07:14	Peak modified	Sample:FC2L_008S17, Compound:NFDHA, RT:4.878	4	
11-Jan-22	12:07:21	Dataset Saved	Saved to 'C:\Users\tchen\Documents\C2_MassLynx\FC2L_008-b.qld'		
11-Jan-22	12:08:58	Pre modification peak	Sample:FC2L_008S13, Compound:13C4-PFBA, RT:1.581		
11-Jan-22	12:08:58	Peak modified	Sample:FC2L_008S13, Compound:13C4-PFBA, RT:1.581	3	
11-Jan-22	12:08:58	Pre modification peak	Sample:FC2L_008S13, Compound:PFBA, RT:1.590		
11-Jan-22	12:08:58	Peak modified	Sample:FC2L_008S13, Compound:PFBA, RT:1.590	3	
11-Jan-22	12:09:29	Pre modification peak	Sample:FC2L_008S14, Compound:13C4-PFBA, RT:1.581		
11-Jan-22	12:09:29	Peak modified	Sample:FC2L_008S14, Compound:13C4-PFBA, RT:1.581	3	
11-Jan-22	12:09:29	Pre modification peak	Sample:FC2L_008S14, Compound:PFBA, RT:1.590		
11-Jan-22	12:09:29	Peak modified	Sample:FC2L_008S14, Compound:PFBA, RT:1.590	3	
11-Jan-22	12:10:13	Pre modification peak	Sample:FC2L_008S18, Compound:13C4-PFBA, RT:1.540		
11-Jan-22	12:10:13	Peak modified	Sample:FC2L_008S18, Compound:13C4-PFBA, RT:1.540	3	
11-Jan-22	12:10:13	Pre modification peak	Sample:FC2L_008S18, Compound:PFBA, RT:1.548		
11-Jan-22	12:10:13	Peak modified	Sample:FC2L_008S18, Compound:PFBA, RT:1.548	3	
11-Jan-22	12:10:35	Pre modification peak	Sample:FC2L_008S19, Compound:13C4-PFBA, RT:1.565		
11-Jan-22	12:10:35	Peak modified	Sample:FC2L_008S19, Compound:13C4-PFBA, RT:1.565	3	
11-Jan-22	12:10:35	Pre modification peak	Sample:FC2L_008S19, Compound:PFBA, RT:1.565		
11-Jan-22	12:10:35	Peak modified	Sample:FC2L_008S19, Compound:PFBA, RT:1.565	3	
11-Jan-22	12:10:53	Pre modification peak	Sample:FC2L_008S20, Compound:13C4-PFBA, RT:1.556		
11-Jan-22	12:10:53	Peak modified	Sample:FC2L_008S20, Compound:13C4-PFBA, RT:1.556	3	
11-Jan-22	12:10:53	Pre modification peak	Sample:FC2L_008S20, Compound:PFBA, RT:1.565		
11-Jan-22	12:10:53	Peak modified	Sample:FC2L_008S20, Compound:PFBA, RT:1.565	3	
11-Jan-22	12:11:06	Pre modification peak	Sample:FC2L_008S21, Compound:13C4-PFBA, RT:1.581		
11-Jan-22	12:11:06	Peak modified	Sample:FC2L_008S21, Compound:13C4-PFBA, RT:1.581	3	
11-Jan-22	12:11:12	Pre modification peak	Sample:FC2L_008S21, Compound:PFBA, RT:1.581		
11-Jan-22	12:11:12	Peak modified	Sample:FC2L_008S21, Compound:PFBA, RT:1.581	3	
11-Jan-22	12:11:23	Peak added	Sample:FC2L_008S22, Compound:PFBA, RT:1.565	7	
11-Jan-22	12:11:33	Pre modification peak	Sample:FC2L_008S22, Compound:13C4-PFBA, RT:1.556		
11-Jan-22	12:11:33	Peak modified	Sample:FC2L_008S22, Compound:13C4-PFBA, RT:1.556	3	
11-Jan-22	12:11:49	Pre modification peak	Sample:FC2L_008S23, Compound:13C4-PFBA, RT:1.556		
11-Jan-22	12:11:49	Peak modified	Sample:FC2L_008S23, Compound:13C4-PFBA, RT:1.556	3	
11-Jan-22	12:11:58	Pre modification peak	Sample:FC2L_008S23, Compound:PFBA, RT:1.548		
11-Jan-22	12:11:58	Peak modified	Sample:FC2L_008S23, Compound:PFBA, RT:1.548	3	
11-Jan-22	12:12:10	Pre modification peak	Sample:FC2L_008S24, Compound:PFBA, RT:1.532		
11-Jan-22	12:12:10	Peak modified	Sample:FC2L_008S24, Compound:PFBA, RT:1.532	1	

PV by TCH, SV by BRA 14-Jan-22. see definitions on the number on 'Comment' column in case narratives

Quantify Audit Report MassLynx MassLynx V4.1 SCN909
SGS Axys Analytical Services, Ltd.

Dataset: G:\Masslynx\Inst_L\PFAS\quanfile\FC2L_008-b.qld

Last Altered: Tuesday, January 11, 2022 20:21:00 Pacific Standard Time
Printed: Friday, January 14, 2022 13:50:10 Pacific Standard Time

Date	Time	Event	Details	Comments	Signed
11-Jan-22	12:12:24	Pre modification peak	Sample:FC2L_008S24, Compound:13C4-PFBA, RT:1.565		
11-Jan-22	12:12:24	Peak modified	Sample:FC2L_008S24, Compound:13C4-PFBA, RT:1.565	3	TCH
11-Jan-22	12:12:50	Pre modification peak	Sample:FC2L_008S25, Compound:13C4-PFBA, RT:1.556		
11-Jan-22	12:12:50	Peak modified	Sample:FC2L_008S25, Compound:13C4-PFBA, RT:1.556	3	
11-Jan-22	12:12:50	Pre modification peak	Sample:FC2L_008S25, Compound:PFBA, RT:1.565		
11-Jan-22	12:12:50	Peak modified	Sample:FC2L_008S25, Compound:PFBA, RT:1.565	3	
11-Jan-22	12:13:09	Pre modification peak	Sample:FC2L_008S27, Compound:13C4-PFBA, RT:1.556		
11-Jan-22	12:13:09	Peak modified	Sample:FC2L_008S27, Compound:13C4-PFBA, RT:1.556	3	
11-Jan-22	12:13:24	Peak added	Sample:FC2L_008S28, Compound:PFBA, RT:1.556	7	
11-Jan-22	12:13:54	Pre modification peak	Sample:FC2L_008S28, Compound:13C4-PFBA, RT:1.556		
11-Jan-22	12:13:54	Peak modified	Sample:FC2L_008S28, Compound:13C4-PFBA, RT:1.556	3	
11-Jan-22	12:14:08	Pre modification peak	Sample:FC2L_008S29, Compound:13C4-PFBA, RT:1.565		
11-Jan-22	12:14:08	Peak modified	Sample:FC2L_008S29, Compound:13C4-PFBA, RT:1.565	3	
11-Jan-22	12:14:17	Pre modification peak	Sample:FC2L_008S29, Compound:PFBA, RT:1.565		
11-Jan-22	12:14:17	Peak modified	Sample:FC2L_008S29, Compound:PFBA, RT:1.565	3	
11-Jan-22	12:14:51	Pre modification peak	Sample:FC2L_008S30, Compound:13C4-PFBA, RT:1.556		
11-Jan-22	12:14:51	Peak modified	Sample:FC2L_008S30, Compound:13C4-PFBA, RT:1.556	3	
11-Jan-22	12:14:51	Pre modification peak	Sample:FC2L_008S30, Compound:PFBA, RT:1.556		
11-Jan-22	12:14:51	Peak modified	Sample:FC2L_008S30, Compound:PFBA, RT:1.556	3	
11-Jan-22	12:15:19	Pre modification peak	Sample:FC2L_008S31, Compound:13C4-PFBA, RT:1.556		
11-Jan-22	12:15:19	Peak modified	Sample:FC2L_008S31, Compound:13C4-PFBA, RT:1.556	3	
11-Jan-22	12:15:19	Pre modification peak	Sample:FC2L_008S31, Compound:PFBA, RT:1.565		
11-Jan-22	12:15:19	Peak modified	Sample:FC2L_008S31, Compound:PFBA, RT:1.565	3	
11-Jan-22	12:15:29	Dataset Saved	Saved to 'C:\Users\tchen\Documents\C2_MassLynx\FC2L_008-b.qld'		
11-Jan-22	12:15:42	Pre modification peak	Sample:FC2L_008S13, Compound:PFPeA, RT:4.278		
11-Jan-22	12:15:42	Peak modified	Sample:FC2L_008S13, Compound:PFPeA, RT:4.278	1	
11-Jan-22	12:15:57	Pre modification peak	Sample:FC2L_008S14, Compound:PFPeA, RT:4.278		
11-Jan-22	12:15:57	Peak modified	Sample:FC2L_008S14, Compound:PFPeA, RT:4.278	3	
11-Jan-22	12:16:12	Pre modification peak	Sample:FC2L_008S18, Compound:13C5-PFPeA, RT:4.266		
11-Jan-22	12:16:12	Peak modified	Sample:FC2L_008S18, Compound:13C5-PFPeA, RT:4.266	1	
11-Jan-22	12:16:29	Pre modification peak	Sample:FC2L_008S19, Compound:PFPeA, RT:4.274		
11-Jan-22	12:16:29	Peak modified	Sample:FC2L_008S19, Compound:PFPeA, RT:4.274	3	
11-Jan-22	12:16:38	Pre modification peak	Sample:FC2L_008S19, Compound:13C5-PFPeA, RT:4.268		
11-Jan-22	12:16:38	Peak modified	Sample:FC2L_008S19, Compound:13C5-PFPeA, RT:4.268	5	
11-Jan-22	12:16:54	Peak added	Sample:FC2L_008S21, Compound:PFPeA, RT:4.272	7	
11-Jan-22	12:17:11	Pre modification peak	Sample:FC2L_008S25, Compound:PFPeA, RT:4.268		
11-Jan-22	12:17:11	Peak modified	Sample:FC2L_008S25, Compound:PFPeA, RT:4.268	3	

PV by TCH, SV by BRA 14-Jan-22. see definitions on the number on 'Comment' column in case narratives

Quantify Audit Report MassLynx MassLynx V4.1 SCN909
SGS Axys Analytical Services, Ltd.

Dataset: G:\Masslynx\Inst_L\PFAS\quanfile\FC2L_008-b.qld

Last Altered: Tuesday, January 11, 2022 20:21:00 Pacific Standard Time
Printed: Friday, January 14, 2022 13:50:10 Pacific Standard Time

Date	Time	Event	Details	Comments	Signed
11-Jan-22	12:17:35	Pre modification peak	Sample:FC2L_008S27, Compound:PFPeA, RT:4.278		
11-Jan-22	12:17:35	Peak modified	Sample:FC2L_008S27, Compound:PFPeA, RT:4.278	1	TCH
11-Jan-22	12:18:02	Pre modification peak	Sample:FC2L_008S29, Compound:13C5-PFPeA, RT:4.268		
11-Jan-22	12:18:02	Peak modified	Sample:FC2L_008S29, Compound:13C5-PFPeA, RT:4.268	3	
11-Jan-22	12:18:14	Dataset Saved	Saved to 'C:\Users\tchen\Documents\C2_MassLynx\FC2L_008-b.qld'		
11-Jan-22	12:18:39	Pre modification peak	Sample:FC2L_008S13, Compound:PFHxA, RT:4.933		
11-Jan-22	12:18:39	Peak modified	Sample:FC2L_008S13, Compound:PFHxA, RT:4.933	4	
11-Jan-22	12:18:39	Pre modification peak	Sample:FC2L_008S13, Compound:PFHxA, RT:4.933		
11-Jan-22	12:18:39	Peak modified	Sample:FC2L_008S13, Compound:PFHxA, RT:4.933	4	
11-Jan-22	12:18:59	Pre modification peak	Sample:FC2L_008S14, Compound:PFHxA, RT:4.927		
11-Jan-22	12:18:59	Peak modified	Sample:FC2L_008S14, Compound:PFHxA, RT:4.927	3	
11-Jan-22	12:19:10	Pre modification peak	Sample:FC2L_008S16, Compound:PFHxA, RT:4.933		
11-Jan-22	12:19:10	Peak modified	Sample:FC2L_008S16, Compound:PFHxA, RT:4.933	5	
11-Jan-22	12:20:34	Pre modification peak	Sample:FC2L_008S18, Compound:PFHxA, RT:4.933		
11-Jan-22	12:20:34	Peak modified	Sample:FC2L_008S18, Compound:PFHxA, RT:4.933	5	
11-Jan-22	12:20:34	Pre modification peak	Sample:FC2L_008S18, Compound:PFHxA, RT:4.933		
11-Jan-22	12:20:34	Peak modified	Sample:FC2L_008S18, Compound:PFHxA, RT:4.933	5	
11-Jan-22	12:20:51	Pre modification peak	Sample:FC2L_008S21, Compound:PFHxA, RT:4.927		
11-Jan-22	12:20:51	Peak modified	Sample:FC2L_008S21, Compound:PFHxA, RT:4.927	3	
11-Jan-22	12:21:12	Pre modification peak	Sample:FC2L_008S22, Compound:PFHxA, RT:4.952		
11-Jan-22	12:21:12	Peak modified	Sample:FC2L_008S22, Compound:PFHxA, RT:4.952	3	
11-Jan-22	12:21:12	Pre modification peak	Sample:FC2L_008S22, Compound:PFHxA, RT:4.927		
11-Jan-22	12:21:12	Peak modified	Sample:FC2L_008S22, Compound:PFHxA, RT:4.927	3	
11-Jan-22	12:21:27	Pre modification peak	Sample:FC2L_008S23, Compound:PFHxA, RT:4.921		
11-Jan-22	12:21:27	Peak modified	Sample:FC2L_008S23, Compound:PFHxA, RT:4.921	4	
11-Jan-22	12:21:43	Pre modification peak	Sample:FC2L_008S24, Compound:PFHxA, RT:4.933		
11-Jan-22	12:21:43	Peak modified	Sample:FC2L_008S24, Compound:PFHxA, RT:4.933	4	
11-Jan-22	12:22:07	Pre modification peak	Sample:FC2L_008S25, Compound:PFHxA, RT:4.933		
11-Jan-22	12:22:07	Peak modified	Sample:FC2L_008S25, Compound:PFHxA, RT:4.933	5	
11-Jan-22	12:22:07	Pre modification peak	Sample:FC2L_008S25, Compound:PFHxA, RT:4.933		
11-Jan-22	12:22:07	Peak modified	Sample:FC2L_008S25, Compound:PFHxA, RT:4.933	5	
11-Jan-22	12:22:33	Pre modification peak	Sample:FC2L_008S27, Compound:PFHxA, RT:4.939		
11-Jan-22	12:22:33	Peak modified	Sample:FC2L_008S27, Compound:PFHxA, RT:4.939	4	
11-Jan-22	12:22:33	Pre modification peak	Sample:FC2L_008S27, Compound:PFHxA, RT:4.909		
11-Jan-22	12:22:33	Peak modified	Sample:FC2L_008S27, Compound:PFHxA, RT:4.909	4	
11-Jan-22	12:22:56	Pre modification peak	Sample:FC2L_008S28, Compound:PFHxA, RT:4.927		
11-Jan-22	12:22:56	Peak modified	Sample:FC2L_008S28, Compound:PFHxA, RT:4.927	6	

PV by TCH, SV by BRA 14-Jan-22. see definitions on the number on 'Comment' column in case narratives

Quantify Audit Report MassLynx MassLynx V4.1 SCN909
SGS Axys Analytical Services, Ltd.

Dataset: G:\Masslynx\Inst_L\PFAS\quanfile\FC2L_008-b.qld

Last Altered: Tuesday, January 11, 2022 20:21:00 Pacific Standard Time
Printed: Friday, January 14, 2022 13:50:10 Pacific Standard Time

Date	Time	Event	Details	Comments	Signed
11-Jan-22	12:22:56	Pre modification peak	Sample:FC2L_008S28, Compound:PFHxA, RT:4.939		
11-Jan-22	12:22:56	Peak modified	Sample:FC2L_008S28, Compound:PFHxA, RT:4.939	6	TCH
11-Jan-22	12:23:31	Pre modification peak	Sample:FC2L_008S29, Compound:PFHxA, RT:4.933		
11-Jan-22	12:23:31	Peak modified	Sample:FC2L_008S29, Compound:PFHxA, RT:4.933	4	
11-Jan-22	12:23:31	Pre modification peak	Sample:FC2L_008S29, Compound:PFHxA, RT:4.933		
11-Jan-22	12:23:31	Peak modified	Sample:FC2L_008S29, Compound:PFHxA, RT:4.933	4	
11-Jan-22	12:23:51	Pre modification peak	Sample:FC2L_008S31, Compound:PFHxA, RT:4.933		
11-Jan-22	12:23:51	Peak modified	Sample:FC2L_008S31, Compound:PFHxA, RT:4.933	5	
11-Jan-22	12:24:11	Pre modification peak	Sample:FC2L_008S32, Compound:PFHxA, RT:4.939		
11-Jan-22	12:24:11	Peak modified	Sample:FC2L_008S32, Compound:PFHxA, RT:4.939	5	
11-Jan-22	12:24:11	Pre modification peak	Sample:FC2L_008S32, Compound:PFHxA, RT:4.933		
11-Jan-22	12:24:11	Peak modified	Sample:FC2L_008S32, Compound:PFHxA, RT:4.933	5	
11-Jan-22	12:24:17	Dataset Saved	Saved to 'C:\Users\tchen\Documents\C2_MassLynx\FC2L_008-b.qld'		
11-Jan-22	12:24:33	Pre modification peak	Sample:FC2L_008S13, Compound:PFHpA, RT:5.386		
11-Jan-22	12:24:33	Peak modified	Sample:FC2L_008S13, Compound:PFHpA, RT:5.386	4	
11-Jan-22	12:24:33	Pre modification peak	Sample:FC2L_008S13, Compound:PFHpA, RT:5.375		
11-Jan-22	12:24:33	Peak modified	Sample:FC2L_008S13, Compound:PFHpA, RT:5.375	4	
11-Jan-22	12:24:55	Pre modification peak	Sample:FC2L_008S14, Compound:PFHpA, RT:5.369		
11-Jan-22	12:24:55	Peak modified	Sample:FC2L_008S14, Compound:PFHpA, RT:5.369	3	
11-Jan-22	12:24:55	Pre modification peak	Sample:FC2L_008S14, Compound:PFHpA, RT:5.369		
11-Jan-22	12:24:55	Peak modified	Sample:FC2L_008S14, Compound:PFHpA, RT:5.369	3	
11-Jan-22	12:25:25	Pre modification peak	Sample:FC2L_008S19, Compound:PFHpA, RT:5.369		
11-Jan-22	12:25:25	Peak modified	Sample:FC2L_008S19, Compound:PFHpA, RT:5.369	5	
11-Jan-22	12:25:25	Pre modification peak	Sample:FC2L_008S19, Compound:PFHpA, RT:5.364		
11-Jan-22	12:25:25	Peak modified	Sample:FC2L_008S19, Compound:PFHpA, RT:5.364	5	
11-Jan-22	12:25:55	Peak added	Sample:FC2L_008S21, Compound:PFHpA, RT:5.369	7	
11-Jan-22	12:25:55	Peak added	Sample:FC2L_008S21, Compound:PFHpA, RT:5.375	7	
11-Jan-22	12:26:14	Peak modified	Sample:FC2L_008S14, Compound:PFHpA, RT:5.369	6	
11-Jan-22	12:27:01	Peak added	Sample:FC2L_008S23, Compound:PFHpA, RT:5.403	7	
11-Jan-22	12:27:01	Peak added	Sample:FC2L_008S23, Compound:PFHpA, RT:5.392	7	
11-Jan-22	12:27:19	Peak added	Sample:FC2L_008S24, Compound:PFHpA, RT:5.386	7	
11-Jan-22	12:27:19	Peak added	Sample:FC2L_008S24, Compound:PFHpA, RT:5.369	7	
11-Jan-22	12:27:35	Pre modification peak	Sample:FC2L_008S25, Compound:PFHpA, RT:5.369		
11-Jan-22	12:27:35	Peak modified	Sample:FC2L_008S25, Compound:PFHpA, RT:5.369	4	
11-Jan-22	12:28:10	Peak added	Sample:FC2L_008S28, Compound:PFHpA, RT:5.398	7	
11-Jan-22	12:28:10	Peak added	Sample:FC2L_008S28, Compound:PFHpA, RT:5.381	7	
11-Jan-22	12:28:32	Pre modification peak	Sample:FC2L_008S29, Compound:PFHpA, RT:5.369		

PV by TCH, SV by BRA 14-Jan-22. see definitions on the number on 'Comment' column in case narratives

Quantify Audit Report MassLynx MassLynx V4.1 SCN909
SGS Axys Analytical Services, Ltd.

Dataset: G:\Masslynx\Inst_L\PFAS\quanfile\FC2L_008-b.qld

Last Altered: Tuesday, January 11, 2022 20:21:00 Pacific Standard Time
Printed: Friday, January 14, 2022 13:50:10 Pacific Standard Time

Date	Time	Event	Details	Comments	Signed
11-Jan-22	12:28:32	Peak modified	Sample:FC2L_008S29, Compound:PFHpA, RT:5.369	3	
11-Jan-22	12:28:53	Dataset Saved	Saved to 'C:\Users\tchen\Documents\C2_MassLynx\FC2L_008-b.qld'		TCH
11-Jan-22	12:29:21	Pre modification peak	Sample:FC2L_008S19, Compound:PFOA-I, RT:5.989		
11-Jan-22	12:29:21	Peak modified	Sample:FC2L_008S19, Compound:PFOA-I, RT:5.989	5	
11-Jan-22	12:29:53	Pre modification peak	Sample:FC2L_008S25, Compound:PFOA-I, RT:5.989		
11-Jan-22	12:29:53	Peak modified	Sample:FC2L_008S25, Compound:PFOA-I, RT:5.989	4	
11-Jan-22	12:29:53	Pre modification peak	Sample:FC2L_008S25, Compound:PFOA-I, RT:5.982		
11-Jan-22	12:29:53	Peak modified	Sample:FC2L_008S25, Compound:PFOA-I, RT:5.982	4	
11-Jan-22	12:30:19	Pre modification peak	Sample:FC2L_008S29, Compound:PFOA-I, RT:5.982		
11-Jan-22	12:30:19	Peak modified	Sample:FC2L_008S29, Compound:PFOA-I, RT:5.982	3	
11-Jan-22	12:30:37	Pre modification peak	Sample:FC2L_008S31, Compound:PFOA-I, RT:5.982		
11-Jan-22	12:30:37	Peak modified	Sample:FC2L_008S31, Compound:PFOA-I, RT:5.982	5	
11-Jan-22	12:31:18	Peak added	Sample:FC2L_008S25, Compound:PFOA-II, RT:5.807	7	
11-Jan-22	12:31:18	Peak added	Sample:FC2L_008S25, Compound:PFOA-II, RT:5.792	7	
11-Jan-22	12:32:12	Peak added	Sample:FC2L_008S13, Compound:PFOA, RT:5.989	7	
11-Jan-22	12:32:12	Peak added	Sample:FC2L_008S13, Compound:PFOA, RT:5.989	7	
11-Jan-22	12:32:21	Pre modification peak	Sample:FC2L_008S13, Compound:PFOA, RT:5.989		
11-Jan-22	12:32:21	Peak modified	Sample:FC2L_008S13, Compound:PFOA, RT:5.989	3	
11-Jan-22	12:32:55	Pre modification peak	Sample:FC2L_008S14, Compound:PFOA, RT:5.989		
11-Jan-22	12:32:55	Peak modified	Sample:FC2L_008S14, Compound:PFOA, RT:5.989	4	
11-Jan-22	12:32:55	Pre modification peak	Sample:FC2L_008S14, Compound:PFOA, RT:5.989		
11-Jan-22	12:32:55	Peak modified	Sample:FC2L_008S14, Compound:PFOA, RT:5.989	4	
11-Jan-22	12:33:17	Peak added	Sample:FC2L_008S21, Compound:PFOA, RT:5.982	7	
11-Jan-22	12:33:17	Peak added	Sample:FC2L_008S21, Compound:PFOA, RT:6.004	7	
11-Jan-22	12:34:11	Dataset Saved	Saved to 'C:\Users\tchen\Documents\C2_MassLynx\FC2L_008-b.qld'		
11-Jan-22	12:36:16	Pre modification peak	Sample:FC2L_008S18, Compound:PFNA-I, RT:6.847		
11-Jan-22	12:36:16	Peak modified	Sample:FC2L_008S18, Compound:PFNA-I, RT:6.847	5	
11-Jan-22	12:36:48	Pre modification peak	Sample:FC2L_008S20, Compound:PFNA-I, RT:6.841		
11-Jan-22	12:36:48	Peak modified	Sample:FC2L_008S20, Compound:PFNA-I, RT:6.841	4	
11-Jan-22	12:36:48	Pre modification peak	Sample:FC2L_008S20, Compound:PFNA-I, RT:6.841		
11-Jan-22	12:36:48	Peak modified	Sample:FC2L_008S20, Compound:PFNA-I, RT:6.841	4	
11-Jan-22	12:37:51	Pre modification peak	Sample:FC2L_008S25, Compound:PFNA-I, RT:6.835		
11-Jan-22	12:37:51	Peak modified	Sample:FC2L_008S25, Compound:PFNA-I, RT:6.835	3	
11-Jan-22	12:37:51	Pre modification peak	Sample:FC2L_008S25, Compound:PFNA-I, RT:6.835		
11-Jan-22	12:37:51	Peak modified	Sample:FC2L_008S25, Compound:PFNA-I, RT:6.835	3	
11-Jan-22	12:38:17	Pre modification peak	Sample:FC2L_008S29, Compound:PFNA-I, RT:6.835		
11-Jan-22	12:38:17	Peak modified	Sample:FC2L_008S29, Compound:PFNA-I, RT:6.835	3	

PV by TCH, SV by BRA 14-Jan-22. see definitions on the number on 'Comment' column in case narratives

Quantify Audit Report MassLynx MassLynx V4.1 SCN909
SGS Axys Analytical Services, Ltd.

Dataset: G:\Masslynx\Inst_L\PFAS\quanfile\FC2L_008-b.qld

Last Altered: Tuesday, January 11, 2022 20:21:00 Pacific Standard Time
Printed: Friday, January 14, 2022 13:50:10 Pacific Standard Time

Date	Time	Event	Details	Comments	Signed
11-Jan-22	12:38:17	Pre modification peak	Sample:FC2L_008S29, Compound:PFNA-I, RT:6.835		
11-Jan-22	12:38:17	Peak modified	Sample:FC2L_008S29, Compound:PFNA-I, RT:6.835	3	TCH
11-Jan-22	12:38:29	Peak modified	Sample:FC2L_008S29, Compound:PFNA-I, RT:6.835	5	
11-Jan-22	12:39:40	Pre modification peak	Sample:FC2L_008S32, Compound:PFNA, RT:6.841		
11-Jan-22	12:39:40	Peak modified	Sample:FC2L_008S32, Compound:PFNA, RT:6.841	5	
11-Jan-22	12:39:40	Pre modification peak	Sample:FC2L_008S32, Compound:PFNA, RT:6.841		
11-Jan-22	12:39:40	Peak modified	Sample:FC2L_008S32, Compound:PFNA, RT:6.841	5	
11-Jan-22	12:40:02	Pre modification peak	Sample:FC2L_008S13, Compound:PFNA, RT:6.841		
11-Jan-22	12:40:02	Peak modified	Sample:FC2L_008S13, Compound:PFNA, RT:6.841	4	
11-Jan-22	12:40:02	Pre modification peak	Sample:FC2L_008S13, Compound:PFNA, RT:6.847		
11-Jan-22	12:40:02	Peak modified	Sample:FC2L_008S13, Compound:PFNA, RT:6.847	4	
11-Jan-22	12:40:29	Pre modification peak	Sample:FC2L_008S16, Compound:PFNA, RT:6.841		
11-Jan-22	12:40:29	Peak modified	Sample:FC2L_008S16, Compound:PFNA, RT:6.841	3	
11-Jan-22	12:40:29	Pre modification peak	Sample:FC2L_008S16, Compound:PFNA, RT:6.835		
11-Jan-22	12:40:29	Peak modified	Sample:FC2L_008S16, Compound:PFNA, RT:6.835	3	
11-Jan-22	12:40:51	Peak added	Sample:FC2L_008S21, Compound:PFNA, RT:6.847	7	
11-Jan-22	12:40:51	Peak added	Sample:FC2L_008S21, Compound:PFNA, RT:6.847	7	
11-Jan-22	12:41:03	Pre modification peak	Sample:FC2L_008S21, Compound:PFNA, RT:6.847		
11-Jan-22	12:41:03	Peak modified	Sample:FC2L_008S21, Compound:PFNA, RT:6.847	3	
11-Jan-22	12:41:22	Dataset Saved	Saved to 'C:\Users\tchen\Documents\C2_MassLynx\FC2L_008-b.qld'		
11-Jan-22	12:41:43	Pre modification peak	Sample:FC2L_008S13, Compound:PFDA, RT:7.459		
11-Jan-22	12:41:43	Peak modified	Sample:FC2L_008S13, Compound:PFDA, RT:7.459	3	
11-Jan-22	12:41:43	Pre modification peak	Sample:FC2L_008S13, Compound:PFDA, RT:7.459		
11-Jan-22	12:41:43	Peak modified	Sample:FC2L_008S13, Compound:PFDA, RT:7.459	3	
11-Jan-22	12:41:55	Pre modification peak	Sample:FC2L_008S14, Compound:PFDA, RT:7.451		
11-Jan-22	12:41:55	Peak modified	Sample:FC2L_008S14, Compound:PFDA, RT:7.451	3	
11-Jan-22	12:42:29	Pre modification peak	Sample:FC2L_008S19, Compound:PFDA, RT:7.459		
11-Jan-22	12:42:29	Peak modified	Sample:FC2L_008S19, Compound:PFDA, RT:7.459	3	
11-Jan-22	12:42:46	Peak added	Sample:FC2L_008S21, Compound:PFDA, RT:7.459	7	
11-Jan-22	12:42:46	Peak added	Sample:FC2L_008S21, Compound:PFDA, RT:7.467	7	
11-Jan-22	12:43:45	Peak added	Sample:FC2L_008S22, Compound:PFDA, RT:7.459	7	
11-Jan-22	12:43:45	Peak added	Sample:FC2L_008S22, Compound:PFDA, RT:7.451	7	
11-Jan-22	12:44:01	Peak added	Sample:FC2L_008S23, Compound:PFDA, RT:7.451	7	
11-Jan-22	12:44:01	Peak added	Sample:FC2L_008S23, Compound:PFDA, RT:7.467	7	
11-Jan-22	12:44:20	Peak added	Sample:FC2L_008S24, Compound:PFDA, RT:7.475	7	
11-Jan-22	12:44:20	Peak added	Sample:FC2L_008S24, Compound:PFDA, RT:7.451	7	
11-Jan-22	12:44:51	Pre modification peak	Sample:FC2L_008S25, Compound:PFDA, RT:7.451		

PV by TCH, SV by BRA 14-Jan-22. see definitions on the number on 'Comment' column in case narratives

Quantify Audit Report MassLynx MassLynx V4.1 SCN909
SGS Axys Analytical Services, Ltd.

Dataset: G:\Masslynx\Inst_L\PFAS\quanfile\FC2L_008-b.qld

Last Altered: Tuesday, January 11, 2022 20:21:00 Pacific Standard Time
Printed: Friday, January 14, 2022 13:50:10 Pacific Standard Time

Date	Time	Event	Details	Comments	Signed
11-Jan-22	12:44:51	Peak modified	Sample:FC2L_008S25, Compound:PFDA, RT:7.451	3	
11-Jan-22	12:44:51	Pre modification peak	Sample:FC2L_008S25, Compound:PFDA, RT:7.459		TCH
11-Jan-22	12:44:51	Peak modified	Sample:FC2L_008S25, Compound:PFDA, RT:7.459	3	
11-Jan-22	12:45:13	Peak added	Sample:FC2L_008S27, Compound:PFDA, RT:7.451	7	
11-Jan-22	12:45:13	Peak added	Sample:FC2L_008S27, Compound:PFDA, RT:7.451	7	
11-Jan-22	12:45:33	Peak added	Sample:FC2L_008S29, Compound:PFDA, RT:7.459	7	
11-Jan-22	12:45:33	Peak added	Sample:FC2L_008S29, Compound:PFDA, RT:7.459	7	
11-Jan-22	12:45:52	Pre modification peak	Sample:FC2L_008S30, Compound:PFDA, RT:7.451		
11-Jan-22	12:45:52	Peak modified	Sample:FC2L_008S30, Compound:PFDA, RT:7.451	4	
11-Jan-22	12:46:03	Dataset Saved	Saved to 'C:\Users\tchen\Documents\C2_MassLynx\FC2L_008-b.qld'		
11-Jan-22	12:46:33	Peak added	Sample:FC2L_008S13, Compound:PFUnA, RT:7.813	7	
11-Jan-22	12:46:33	Peak added	Sample:FC2L_008S13, Compound:PFUnA, RT:7.813	7	
11-Jan-22	12:46:44	Pre modification peak	Sample:FC2L_008S14, Compound:PFUnA, RT:7.813		
11-Jan-22	12:46:44	Peak modified	Sample:FC2L_008S14, Compound:PFUnA, RT:7.813	3	
11-Jan-22	12:47:00	Pre modification peak	Sample:FC2L_008S19, Compound:PFUnA, RT:7.813		
11-Jan-22	12:47:00	Peak modified	Sample:FC2L_008S19, Compound:PFUnA, RT:7.813	5	
11-Jan-22	12:47:28	Peak added	Sample:FC2L_008S21, Compound:PFUnA, RT:7.820	7	
11-Jan-22	12:47:28	Peak added	Sample:FC2L_008S21, Compound:PFUnA, RT:7.813	7	
11-Jan-22	12:47:43	Peak added	Sample:FC2L_008S22, Compound:PFUnA, RT:7.827	7	
11-Jan-22	12:47:43	Peak added	Sample:FC2L_008S22, Compound:PFUnA, RT:7.806	7	
11-Jan-22	12:48:00	Peak added	Sample:FC2L_008S23, Compound:PFUnA, RT:7.820	7	
11-Jan-22	12:48:00	Peak added	Sample:FC2L_008S23, Compound:PFUnA, RT:7.820	7	
11-Jan-22	12:48:22	Peak added	Sample:FC2L_008S24, Compound:PFUnA, RT:7.842	7	
11-Jan-22	12:48:22	Peak added	Sample:FC2L_008S24, Compound:PFUnA, RT:7.813	7	
11-Jan-22	12:48:52	Peak added	Sample:FC2L_008S29, Compound:PFUnA, RT:7.813	7	
11-Jan-22	12:48:52	Peak added	Sample:FC2L_008S29, Compound:PFUnA, RT:7.798	7	
11-Jan-22	12:49:18	Pre modification peak	Sample:FC2L_008S30, Compound:PFUnA, RT:7.813		
11-Jan-22	12:49:18	Peak modified	Sample:FC2L_008S30, Compound:PFUnA, RT:7.813	4	
11-Jan-22	12:49:18	Pre modification peak	Sample:FC2L_008S30, Compound:PFUnA, RT:7.813		
11-Jan-22	12:49:18	Peak modified	Sample:FC2L_008S30, Compound:PFUnA, RT:7.813	4	
11-Jan-22	12:49:33	Dataset Saved	Saved to 'C:\Users\tchen\Documents\C2_MassLynx\FC2L_008-b.qld'		
11-Jan-22	13:03:16	Pre modification peak	Sample:FC2L_008S13, Compound:PFDoA, RT:8.072		
11-Jan-22	13:03:16	Peak modified	Sample:FC2L_008S13, Compound:PFDoA, RT:8.072	3	
11-Jan-22	13:03:16	Pre modification peak	Sample:FC2L_008S13, Compound:PFDoA, RT:8.072		
11-Jan-22	13:03:16	Peak modified	Sample:FC2L_008S13, Compound:PFDoA, RT:8.072	3	
11-Jan-22	13:03:51	Pre modification peak	Sample:FC2L_008S14, Compound:PFDoA, RT:8.064		
11-Jan-22	13:03:51	Peak modified	Sample:FC2L_008S14, Compound:PFDoA, RT:8.064	3	

PV by TCH, SV by BRA 14-Jan-22. see definitions on the number on 'Comment' column in case narratives

Quantify Audit Report MassLynx MassLynx V4.1 SCN909
SGS Axys Analytical Services, Ltd.

Dataset: G:\Masslynx\Inst_L\PFAS\quanfile\FC2L_008-b.qld

Last Altered: Tuesday, January 11, 2022 20:21:00 Pacific Standard Time
Printed: Friday, January 14, 2022 13:50:10 Pacific Standard Time

Date	Time	Event	Details	Comments	Signed
11-Jan-22	13:04:15	Pre modification peak	Sample:FC2L_008S16, Compound:PFDoA, RT:8.064		
11-Jan-22	13:04:15	Peak modified	Sample:FC2L_008S16, Compound:PFDoA, RT:8.064	3	TCH
11-Jan-22	13:04:27	Pre modification peak	Sample:FC2L_008S17, Compound:PFDoA, RT:8.072		
11-Jan-22	13:04:27	Peak modified	Sample:FC2L_008S17, Compound:PFDoA, RT:8.072	3	
11-Jan-22	13:04:49	Pre modification peak	Sample:FC2L_008S19, Compound:PFDoA, RT:8.064		
11-Jan-22	13:04:49	Peak modified	Sample:FC2L_008S19, Compound:PFDoA, RT:8.064	3	
11-Jan-22	13:05:05	Peak added	Sample:FC2L_008S21, Compound:PFDoA, RT:8.072	7	
11-Jan-22	13:05:05	Peak added	Sample:FC2L_008S21, Compound:PFDoA, RT:8.080	7	
11-Jan-22	13:05:27	Pre modification peak	Sample:FC2L_008S22, Compound:PFDoA, RT:8.072		
11-Jan-22	13:05:27	Peak modified	Sample:FC2L_008S22, Compound:PFDoA, RT:8.072	3	
11-Jan-22	13:05:27	Pre modification peak	Sample:FC2L_008S22, Compound:PFDoA, RT:8.072		
11-Jan-22	13:05:27	Peak modified	Sample:FC2L_008S22, Compound:PFDoA, RT:8.072	3	
11-Jan-22	13:05:48	Pre modification peak	Sample:FC2L_008S23, Compound:PFDoA, RT:8.064		
11-Jan-22	13:05:48	Peak modified	Sample:FC2L_008S23, Compound:PFDoA, RT:8.064	3	
11-Jan-22	13:05:48	Pre modification peak	Sample:FC2L_008S23, Compound:PFDoA, RT:8.080		
11-Jan-22	13:05:48	Peak modified	Sample:FC2L_008S23, Compound:PFDoA, RT:8.080	3	
11-Jan-22	13:06:03	Pre modification peak	Sample:FC2L_008S24, Compound:PFDoA, RT:8.089		
11-Jan-22	13:06:03	Peak modified	Sample:FC2L_008S24, Compound:PFDoA, RT:8.089	3	
11-Jan-22	13:06:03	Pre modification peak	Sample:FC2L_008S24, Compound:PFDoA, RT:8.089		
11-Jan-22	13:06:03	Peak modified	Sample:FC2L_008S24, Compound:PFDoA, RT:8.089	3	
11-Jan-22	13:06:31	Pre modification peak	Sample:FC2L_008S25, Compound:PFDoA, RT:8.097		
11-Jan-22	13:06:31	Peak modified	Sample:FC2L_008S25, Compound:PFDoA, RT:8.097	1	
11-Jan-22	13:06:31	Pre modification peak	Sample:FC2L_008S25, Compound:PFDoA, RT:8.097		
11-Jan-22	13:06:31	Peak modified	Sample:FC2L_008S25, Compound:PFDoA, RT:8.097	1	
11-Jan-22	13:06:41	Peak deleted	Sample:FC2L_008S27, Compound:PFDoA, RT:8.081	1	
11-Jan-22	13:06:41	Peak deleted	Sample:FC2L_008S27, Compound:PFDoA, RT:8.113	1	
11-Jan-22	13:06:50	Peak deleted	Sample:FC2L_008S28, Compound:PFDoA, RT:8.089	1	
11-Jan-22	13:06:50	Peak deleted	Sample:FC2L_008S28, Compound:PFDoA, RT:8.081	1	
11-Jan-22	13:07:01	Pre modification peak	Sample:FC2L_008S29, Compound:PFDoA, RT:8.081		
11-Jan-22	13:07:01	Peak modified	Sample:FC2L_008S29, Compound:PFDoA, RT:8.081	3	
11-Jan-22	13:07:21	Pre modification peak	Sample:FC2L_008S30, Compound:PFDoA, RT:8.072		
11-Jan-22	13:07:21	Peak modified	Sample:FC2L_008S30, Compound:PFDoA, RT:8.072	3	
11-Jan-22	13:07:21	Pre modification peak	Sample:FC2L_008S30, Compound:PFDoA, RT:8.064		
11-Jan-22	13:07:21	Peak modified	Sample:FC2L_008S30, Compound:PFDoA, RT:8.064	3	
11-Jan-22	13:07:34	Pre modification peak	Sample:FC2L_008S31, Compound:PFDoA, RT:8.072		
11-Jan-22	13:07:34	Peak modified	Sample:FC2L_008S31, Compound:PFDoA, RT:8.072	3	
11-Jan-22	13:07:45	Pre modification peak	Sample:FC2L_008S32, Compound:PFDoA, RT:8.072		

PV by TCH, SV by BRA 14-Jan-22. see definitions on the number on 'Comment' column in case narratives

Quantify Audit Report MassLynx MassLynx V4.1 SCN909
SGS Axys Analytical Services, Ltd.

Dataset: G:\Masslynx\Inst_L\PFAS\quanfile\FC2L_008-b.qld

Last Altered: Tuesday, January 11, 2022 20:21:00 Pacific Standard Time
Printed: Friday, January 14, 2022 13:50:10 Pacific Standard Time

Date	Time	Event	Details	Comments	Signed
11-Jan-22	13:07:45	Peak modified	Sample:FC2L_008S32, Compound:PFDoA, RT:8.072	3	
11-Jan-22	13:07:51	Dataset Saved	Saved to 'C:\Users\tchen\Documents\C2_MassLynx\FC2L_008-b.qld'		TCH
11-Jan-22	13:08:13	Peak added	Sample:FC2L_008S13, Compound:PFTrDA, RT:8.329	7	
11-Jan-22	13:08:13	Peak added	Sample:FC2L_008S13, Compound:PFTrDA, RT:8.322	7	
11-Jan-22	13:08:32	Pre modification peak	Sample:FC2L_008S14, Compound:PFTrDA, RT:8.322		
11-Jan-22	13:08:32	Peak modified	Sample:FC2L_008S14, Compound:PFTrDA, RT:8.322	5	
11-Jan-22	13:08:47	Pre modification peak	Sample:FC2L_008S16, Compound:PFTrDA, RT:8.314		
11-Jan-22	13:08:47	Peak modified	Sample:FC2L_008S16, Compound:PFTrDA, RT:8.314	3	
11-Jan-22	13:09:23	Pre modification peak	Sample:FC2L_008S18, Compound:PFTrDA, RT:8.329		
11-Jan-22	13:09:23	Peak modified	Sample:FC2L_008S18, Compound:PFTrDA, RT:8.329	3	
11-Jan-22	13:09:23	Pre modification peak	Sample:FC2L_008S18, Compound:PFTrDA, RT:8.329		
11-Jan-22	13:09:23	Peak modified	Sample:FC2L_008S18, Compound:PFTrDA, RT:8.329	3	
11-Jan-22	13:09:41	Pre modification peak	Sample:FC2L_008S19, Compound:PFTrDA, RT:8.322		
11-Jan-22	13:09:41	Peak modified	Sample:FC2L_008S19, Compound:PFTrDA, RT:8.322	3	
11-Jan-22	13:09:54	Pre modification peak	Sample:FC2L_008S20, Compound:PFTrDA, RT:8.322		
11-Jan-22	13:09:54	Peak modified	Sample:FC2L_008S20, Compound:PFTrDA, RT:8.322	3	
11-Jan-22	13:10:15	Peak added	Sample:FC2L_008S21, Compound:PFTrDA, RT:8.322	7	
11-Jan-22	13:10:15	Peak added	Sample:FC2L_008S21, Compound:PFTrDA, RT:8.322	7	
11-Jan-22	13:11:03	Peak added	Sample:FC2L_008S29, Compound:PFTrDA, RT:8.337	7	
11-Jan-22	13:11:03	Peak added	Sample:FC2L_008S29, Compound:PFTrDA, RT:8.314	7	
11-Jan-22	13:11:27	Pre modification peak	Sample:FC2L_008S30, Compound:PFTrDA, RT:8.322		
11-Jan-22	13:11:27	Peak modified	Sample:FC2L_008S30, Compound:PFTrDA, RT:8.322	3	
11-Jan-22	13:11:27	Pre modification peak	Sample:FC2L_008S30, Compound:PFTrDA, RT:8.322		
11-Jan-22	13:11:27	Peak modified	Sample:FC2L_008S30, Compound:PFTrDA, RT:8.322	3	
11-Jan-22	13:11:43	Pre modification peak	Sample:FC2L_008S31, Compound:PFTrDA, RT:8.329		
11-Jan-22	13:11:43	Peak modified	Sample:FC2L_008S31, Compound:PFTrDA, RT:8.329	3	
11-Jan-22	13:11:43	Pre modification peak	Sample:FC2L_008S31, Compound:PFTrDA, RT:8.329		
11-Jan-22	13:11:43	Peak modified	Sample:FC2L_008S31, Compound:PFTrDA, RT:8.329	3	
11-Jan-22	13:11:53	Pre modification peak	Sample:FC2L_008S32, Compound:PFTrDA, RT:8.322		
11-Jan-22	13:11:53	Peak modified	Sample:FC2L_008S32, Compound:PFTrDA, RT:8.322	3	
11-Jan-22	13:11:58	Dataset Saved	Saved to 'C:\Users\tchen\Documents\C2_MassLynx\FC2L_008-b.qld'		
11-Jan-22	13:12:16	Pre modification peak	Sample:FC2L_008S13, Compound:PFTeDA, RT:8.662		
11-Jan-22	13:12:16	Peak modified	Sample:FC2L_008S13, Compound:PFTeDA, RT:8.662	3	
11-Jan-22	13:12:16	Pre modification peak	Sample:FC2L_008S13, Compound:PFTeDA, RT:8.654		
11-Jan-22	13:12:16	Peak modified	Sample:FC2L_008S13, Compound:PFTeDA, RT:8.654	3	
11-Jan-22	13:12:31	Pre modification peak	Sample:FC2L_008S14, Compound:PFTeDA, RT:8.654		
11-Jan-22	13:12:31	Peak modified	Sample:FC2L_008S14, Compound:PFTeDA, RT:8.654	3	

PV by TCH, SV by BRA 14-Jan-22. see definitions on the number on 'Comment' column in case narratives

Quantify Audit Report MassLynx MassLynx V4.1 SCN909
SGS Axys Analytical Services, Ltd.

Dataset: G:\Masslynx\Inst_L\PFAS\quanfile\FC2L_008-b.qld

Last Altered: Tuesday, January 11, 2022 20:21:00 Pacific Standard Time
Printed: Friday, January 14, 2022 13:50:10 Pacific Standard Time

Date	Time	Event	Details	Comments	Signed
11-Jan-22	13:12:31	Pre modification peak	Sample:FC2L_008S14, Compound:PFTeDA, RT:8.654		
11-Jan-22	13:12:31	Peak modified	Sample:FC2L_008S14, Compound:PFTeDA, RT:8.654	3	TCH
11-Jan-22	13:12:48	Pre modification peak	Sample:FC2L_008S16, Compound:PFTeDA, RT:8.654		
11-Jan-22	13:12:48	Peak modified	Sample:FC2L_008S16, Compound:PFTeDA, RT:8.654	3	
11-Jan-22	13:12:48	Pre modification peak	Sample:FC2L_008S16, Compound:PFTeDA, RT:8.654		
11-Jan-22	13:12:48	Peak modified	Sample:FC2L_008S16, Compound:PFTeDA, RT:8.654	3	
11-Jan-22	13:13:11	Pre modification peak	Sample:FC2L_008S18, Compound:PFTeDA, RT:8.654		
11-Jan-22	13:13:11	Peak modified	Sample:FC2L_008S18, Compound:PFTeDA, RT:8.654	3	
11-Jan-22	13:13:11	Pre modification peak	Sample:FC2L_008S18, Compound:PFTeDA, RT:8.662		
11-Jan-22	13:13:11	Peak modified	Sample:FC2L_008S18, Compound:PFTeDA, RT:8.662	3	
11-Jan-22	13:13:26	Pre modification peak	Sample:FC2L_008S19, Compound:PFTeDA, RT:8.654		
11-Jan-22	13:13:26	Peak modified	Sample:FC2L_008S19, Compound:PFTeDA, RT:8.654	3	
11-Jan-22	13:13:26	Pre modification peak	Sample:FC2L_008S19, Compound:PFTeDA, RT:8.654		
11-Jan-22	13:13:26	Peak modified	Sample:FC2L_008S19, Compound:PFTeDA, RT:8.654	3	
11-Jan-22	13:13:52	Pre modification peak	Sample:FC2L_008S20, Compound:PFTeDA, RT:8.654		
11-Jan-22	13:13:52	Peak modified	Sample:FC2L_008S20, Compound:PFTeDA, RT:8.654	3	
11-Jan-22	13:13:52	Pre modification peak	Sample:FC2L_008S20, Compound:PFTeDA, RT:8.654		
11-Jan-22	13:13:52	Peak modified	Sample:FC2L_008S20, Compound:PFTeDA, RT:8.654	3	
11-Jan-22	13:14:25	Peak added	Sample:FC2L_008S21, Compound:PFTeDA, RT:8.662	7	
11-Jan-22	13:14:25	Peak added	Sample:FC2L_008S21, Compound:PFTeDA, RT:8.654	7	
11-Jan-22	13:14:56	Pre modification peak	Sample:FC2L_008S22, Compound:PFTeDA, RT:8.662		
11-Jan-22	13:14:56	Peak modified	Sample:FC2L_008S22, Compound:PFTeDA, RT:8.662	4	
11-Jan-22	13:14:56	Pre modification peak	Sample:FC2L_008S22, Compound:PFTeDA, RT:8.654		
11-Jan-22	13:14:56	Peak modified	Sample:FC2L_008S22, Compound:PFTeDA, RT:8.654	4	
11-Jan-22	13:15:23	Peak added	Sample:FC2L_008S24, Compound:PFTeDA, RT:8.670	7	
11-Jan-22	13:15:23	Peak added	Sample:FC2L_008S24, Compound:PFTeDA, RT:8.677	7	
11-Jan-22	13:15:41	Pre modification peak	Sample:FC2L_008S25, Compound:PFTeDA, RT:8.646		
11-Jan-22	13:15:41	Peak modified	Sample:FC2L_008S25, Compound:PFTeDA, RT:8.646	6	
11-Jan-22	13:15:41	Pre modification peak	Sample:FC2L_008S25, Compound:PFTeDA, RT:8.654		
11-Jan-22	13:15:41	Peak modified	Sample:FC2L_008S25, Compound:PFTeDA, RT:8.654	6	
11-Jan-22	13:16:19	Pre modification peak	Sample:FC2L_008S27, Compound:13C2-PFTeDA, RT:8.654		
11-Jan-22	13:16:19	Peak modified	Sample:FC2L_008S27, Compound:13C2-PFTeDA, RT:8.654	6	
11-Jan-22	13:16:19	Pre modification peak	Sample:FC2L_008S27, Compound:PFTeDA, RT:8.662		
11-Jan-22	13:16:19	Peak modified	Sample:FC2L_008S27, Compound:PFTeDA, RT:8.662	6	
11-Jan-22	13:16:19	Pre modification peak	Sample:FC2L_008S27, Compound:PFTeDA, RT:8.677		
11-Jan-22	13:16:19	Peak modified	Sample:FC2L_008S27, Compound:PFTeDA, RT:8.677	6	
11-Jan-22	13:16:34	Peak modified	Sample:FC2L_008S27, Compound:PFTeDA, RT:8.662	5	

PV by TCH, SV by BRA 14-Jan-22. see definitions on the number on 'Comment' column in case narratives

Quantify Audit Report MassLynx MassLynx V4.1 SCN909
SGS Axys Analytical Services, Ltd.

Dataset: G:\Masslynx\Inst_L\PFAS\quanfile\FC2L_008-b.qld

Last Altered: Tuesday, January 11, 2022 20:21:00 Pacific Standard Time
Printed: Friday, January 14, 2022 13:50:10 Pacific Standard Time

Date	Time	Event	Details	Comments	Signed
11-Jan-22	13:16:52	Peak added	Sample:FC2L_008S28, Compound:PFTeDA, RT:8.670	7	
11-Jan-22	13:16:52	Peak added	Sample:FC2L_008S28, Compound:PFTeDA, RT:8.638	7	TCH
11-Jan-22	13:17:11	Pre modification peak	Sample:FC2L_008S30, Compound:PFTeDA, RT:8.654		
11-Jan-22	13:17:11	Peak modified	Sample:FC2L_008S30, Compound:PFTeDA, RT:8.654	3	
11-Jan-22	13:17:11	Pre modification peak	Sample:FC2L_008S30, Compound:PFTeDA, RT:8.654		
11-Jan-22	13:17:11	Peak modified	Sample:FC2L_008S30, Compound:PFTeDA, RT:8.654	3	
11-Jan-22	13:17:34	Pre modification peak	Sample:FC2L_008S31, Compound:PFTeDA, RT:8.654		
11-Jan-22	13:17:34	Peak modified	Sample:FC2L_008S31, Compound:PFTeDA, RT:8.654	4	
11-Jan-22	13:17:34	Pre modification peak	Sample:FC2L_008S31, Compound:PFTeDA, RT:8.654		
11-Jan-22	13:17:34	Peak modified	Sample:FC2L_008S31, Compound:PFTeDA, RT:8.654	4	
11-Jan-22	13:17:55	Pre modification peak	Sample:FC2L_008S32, Compound:PFTeDA, RT:8.654		
11-Jan-22	13:17:55	Peak modified	Sample:FC2L_008S32, Compound:PFTeDA, RT:8.654	3	
11-Jan-22	13:18:00	Dataset Saved	Saved to 'C:\Users\tchen\Documents\C2_MassLynx\FC2L_008-b.qld'		
11-Jan-22	13:18:29	Pre modification peak	Sample:FC2L_008S13, Compound:PFBS, RT:4.859		
11-Jan-22	13:18:29	Peak modified	Sample:FC2L_008S13, Compound:PFBS, RT:4.859	5	
11-Jan-22	13:18:29	Pre modification peak	Sample:FC2L_008S13, Compound:PFBS, RT:4.865		
11-Jan-22	13:18:29	Peak modified	Sample:FC2L_008S13, Compound:PFBS, RT:4.865	5	
11-Jan-22	13:18:59	Pre modification peak	Sample:FC2L_008S16, Compound:PFBS, RT:4.859		
11-Jan-22	13:18:59	Peak modified	Sample:FC2L_008S16, Compound:PFBS, RT:4.859	5	
11-Jan-22	13:18:59	Pre modification peak	Sample:FC2L_008S16, Compound:PFBS, RT:4.865		
11-Jan-22	13:18:59	Peak modified	Sample:FC2L_008S16, Compound:PFBS, RT:4.865	5	
11-Jan-22	13:19:24	Pre modification peak	Sample:FC2L_008S20, Compound:PFBS, RT:4.853		
11-Jan-22	13:19:24	Peak modified	Sample:FC2L_008S20, Compound:PFBS, RT:4.853	5	
11-Jan-22	13:19:46	Peak added	Sample:FC2L_008S21, Compound:PFBS, RT:4.878	7	
11-Jan-22	13:19:46	Peak added	Sample:FC2L_008S21, Compound:PFBS, RT:4.847	7	
11-Jan-22	13:20:05	Peak added	Sample:FC2L_008S22, Compound:PFBS, RT:4.853	7	
11-Jan-22	13:20:05	Peak added	Sample:FC2L_008S22, Compound:PFBS, RT:4.859	7	
11-Jan-22	13:20:24	Peak added	Sample:FC2L_008S23, Compound:PFBS, RT:4.865	7	
11-Jan-22	13:20:24	Peak added	Sample:FC2L_008S23, Compound:PFBS, RT:4.853	7	
11-Jan-22	13:20:52	Peak added	Sample:FC2L_008S24, Compound:PFBS, RT:4.865	7	
11-Jan-22	13:20:52	Peak added	Sample:FC2L_008S24, Compound:PFBS, RT:4.865	7	
11-Jan-22	13:21:12	Pre modification peak	Sample:FC2L_008S25, Compound:PFBS, RT:4.859		
11-Jan-22	13:21:12	Peak modified	Sample:FC2L_008S25, Compound:PFBS, RT:4.859	3	
11-Jan-22	13:21:12	Pre modification peak	Sample:FC2L_008S25, Compound:PFBS, RT:4.859		
11-Jan-22	13:21:12	Peak modified	Sample:FC2L_008S25, Compound:PFBS, RT:4.859	3	
11-Jan-22	13:21:40	Pre modification peak	Sample:FC2L_008S29, Compound:PFBS, RT:4.859		
11-Jan-22	13:21:40	Peak modified	Sample:FC2L_008S29, Compound:PFBS, RT:4.859	3	

PV by TCH, SV by BRA 14-Jan-22. see definitions on the number on 'Comment' column in case narratives

Quantify Audit Report MassLynx MassLynx V4.1 SCN909
SGS Axys Analytical Services, Ltd.

Dataset: G:\Masslynx\Inst_L\PFAS\quanfile\FC2L_008-b.qld

Last Altered: Tuesday, January 11, 2022 20:21:00 Pacific Standard Time
Printed: Friday, January 14, 2022 13:50:10 Pacific Standard Time

Date	Time	Event	Details	Comments	Signed
11-Jan-22	13:21:40	Pre modification peak	Sample:FC2L_008S29, Compound:PFBS, RT:4.859		
11-Jan-22	13:21:40	Peak modified	Sample:FC2L_008S29, Compound:PFBS, RT:4.859	3	TCH
11-Jan-22	13:22:01	Pre modification peak	Sample:FC2L_008S29, Compound:13C3-PFBS, RT:4.859		
11-Jan-22	13:22:01	Peak modified	Sample:FC2L_008S29, Compound:13C3-PFBS, RT:4.859	5	
11-Jan-22	13:22:43	Pre modification peak	Sample:FC2L_008S30, Compound:13C3-PFBS, RT:4.865		
11-Jan-22	13:22:43	Peak modified	Sample:FC2L_008S30, Compound:13C3-PFBS, RT:4.865	5	
11-Jan-22	13:22:43	Pre modification peak	Sample:FC2L_008S30, Compound:PFBS, RT:4.859		
11-Jan-22	13:22:43	Peak modified	Sample:FC2L_008S30, Compound:PFBS, RT:4.859	5	
11-Jan-22	13:22:43	Pre modification peak	Sample:FC2L_008S30, Compound:PFBS, RT:4.859		
11-Jan-22	13:22:43	Peak modified	Sample:FC2L_008S30, Compound:PFBS, RT:4.859	5	
11-Jan-22	13:23:00	Pre modification peak	Sample:FC2L_008S31, Compound:PFBS, RT:4.859		
11-Jan-22	13:23:00	Peak modified	Sample:FC2L_008S31, Compound:PFBS, RT:4.859	3	
11-Jan-22	13:23:11	Pre modification peak	Sample:FC2L_008S32, Compound:PFBS, RT:4.859		
11-Jan-22	13:23:11	Peak modified	Sample:FC2L_008S32, Compound:PFBS, RT:4.859	3	
11-Jan-22	13:23:16	Dataset Saved	Saved to 'C:\Users\tchen\Documents\C2_MassLynx\FC2L_008-b.qld'		
11-Jan-22	13:23:52	Pre modification peak	Sample:FC2L_008S14, Compound:PFPeS, RT:5.364		
11-Jan-22	13:23:52	Peak modified	Sample:FC2L_008S14, Compound:PFPeS, RT:5.364	5	
11-Jan-22	13:23:52	Pre modification peak	Sample:FC2L_008S14, Compound:PFPeS, RT:5.369		
11-Jan-22	13:23:52	Peak modified	Sample:FC2L_008S14, Compound:PFPeS, RT:5.369	5	
11-Jan-22	13:24:01	Dataset Saved	Saved to 'C:\Users\tchen\Documents\C2_MassLynx\FC2L_008-b.qld'		
11-Jan-22	13:25:00	Pre modification peak	Sample:FC2L_008S21, Compound:PFPeS, RT:5.369		
11-Jan-22	13:25:00	Peak modified	Sample:FC2L_008S21, Compound:PFPeS, RT:5.369	1	
11-Jan-22	13:25:00	Pre modification peak	Sample:FC2L_008S21, Compound:PFPeS, RT:5.386		
11-Jan-22	13:25:00	Peak modified	Sample:FC2L_008S21, Compound:PFPeS, RT:5.386	1	
11-Jan-22	13:25:22	Peak added	Sample:FC2L_008S22, Compound:PFPeS, RT:5.381	1	
11-Jan-22	13:25:22	Peak added	Sample:FC2L_008S22, Compound:PFPeS, RT:5.381	1	
11-Jan-22	13:26:03	Pre modification peak	Sample:FC2L_008S25, Compound:PFPeS, RT:5.358		
11-Jan-22	13:26:03	Peak modified	Sample:FC2L_008S25, Compound:PFPeS, RT:5.358	1	
11-Jan-22	13:26:03	Pre modification peak	Sample:FC2L_008S25, Compound:PFPeS, RT:5.369		
11-Jan-22	13:26:03	Peak modified	Sample:FC2L_008S25, Compound:PFPeS, RT:5.369	1	
11-Jan-22	13:27:05	Pre modification peak	Sample:FC2L_008S27, Compound:PFPeS, RT:5.398		
11-Jan-22	13:27:05	Peak modified	Sample:FC2L_008S27, Compound:PFPeS, RT:5.398	3	
11-Jan-22	13:27:05	Pre modification peak	Sample:FC2L_008S27, Compound:PFPeS, RT:5.381		
11-Jan-22	13:27:05	Peak modified	Sample:FC2L_008S27, Compound:PFPeS, RT:5.381	3	
11-Jan-22	13:27:12	Peak deleted	Sample:FC2L_008S28, Compound:PFPeS, RT:5.270	1	
11-Jan-22	13:27:12	Peak deleted	Sample:FC2L_008S28, Compound:PFPeS, RT:5.318	1	
11-Jan-22	13:27:18	Peak deleted	Sample:FC2L_008S28, Compound:PFPeS, RT:5.437	1	

PV by TCH, SV by BRA 14-Jan-22. see definitions on the number on 'Comment' column in case narratives

Quantify Audit Report MassLynx MassLynx V4.1 SCN909
SGS Axys Analytical Services, Ltd.

Dataset: G:\Masslynx\Inst_L\PFAS\quanfile\FC2L_008-b.qld

Last Altered: Tuesday, January 11, 2022 20:21:00 Pacific Standard Time
Printed: Friday, January 14, 2022 13:50:10 Pacific Standard Time

Date	Time	Event	Details	Comments	Signed
11-Jan-22	13:27:18	Peak deleted	Sample:FC2L_008S28, Compound:PFPeS, RT:5.432	1	
11-Jan-22	13:27:23	Peak deleted	Sample:FC2L_008S28, Compound:PFPeS, RT:5.477	1	TCH
11-Jan-22	13:27:29	Peak deleted	Sample:FC2L_008S28, Compound:PFPeS, RT:5.599	1	
11-Jan-22	13:27:29	Peak deleted	Sample:FC2L_008S28, Compound:PFPeS, RT:5.576	1	
11-Jan-22	13:27:35	Peak deleted	Sample:FC2L_008S28, Compound:PFPeS, RT:5.735	1	
11-Jan-22	13:27:35	Peak deleted	Sample:FC2L_008S28, Compound:PFPeS, RT:5.690	1	
11-Jan-22	13:27:58	Pre modification peak	Sample:FC2L_008S29, Compound:PFPeS, RT:5.369		
11-Jan-22	13:27:58	Peak modified	Sample:FC2L_008S29, Compound:PFPeS, RT:5.369	6	
11-Jan-22	13:27:58	Pre modification peak	Sample:FC2L_008S29, Compound:PFPeS, RT:5.381		
11-Jan-22	13:27:58	Peak modified	Sample:FC2L_008S29, Compound:PFPeS, RT:5.381	6	
11-Jan-22	13:28:30	Pre modification peak	Sample:FC2L_008S31, Compound:PFPeS, RT:5.369		
11-Jan-22	13:28:30	Peak modified	Sample:FC2L_008S31, Compound:PFPeS, RT:5.369	3	
11-Jan-22	13:28:38	Dataset Saved	Saved to 'C:\Users\tchen\Documents\C2_MassLynx\FC2L_008-b.qld'		
11-Jan-22	13:29:08	Pre modification peak	Sample:FC2L_008S18, Compound:PFHxS-I, RT:6.041		
11-Jan-22	13:29:08	Peak modified	Sample:FC2L_008S18, Compound:PFHxS-I, RT:6.041	5	
11-Jan-22	13:29:24	Pre modification peak	Sample:FC2L_008S19, Compound:PFHxS-I, RT:6.048		
11-Jan-22	13:29:24	Peak modified	Sample:FC2L_008S19, Compound:PFHxS-I, RT:6.048	4	
11-Jan-22	13:29:45	Pre modification peak	Sample:FC2L_008S20, Compound:PFHxS-I, RT:6.048		
11-Jan-22	13:29:45	Peak modified	Sample:FC2L_008S20, Compound:PFHxS-I, RT:6.048	5	
11-Jan-22	13:29:59	Pre modification peak	Sample:FC2L_008S22, Compound:PFHxS-I, RT:6.048		
11-Jan-22	13:29:59	Peak modified	Sample:FC2L_008S22, Compound:PFHxS-I, RT:6.048	3	
11-Jan-22	13:30:21	Pre modification peak	Sample:FC2L_008S23, Compound:PFHxS-I, RT:6.079		
11-Jan-22	13:30:21	Peak modified	Sample:FC2L_008S23, Compound:PFHxS-I, RT:6.079	6	
11-Jan-22	13:30:21	Pre modification peak	Sample:FC2L_008S23, Compound:PFHxS-I, RT:6.048		
11-Jan-22	13:30:21	Peak modified	Sample:FC2L_008S23, Compound:PFHxS-I, RT:6.048	6	
11-Jan-22	13:30:34	Pre modification peak	Sample:FC2L_008S24, Compound:PFHxS-I, RT:6.056		
11-Jan-22	13:30:34	Peak modified	Sample:FC2L_008S24, Compound:PFHxS-I, RT:6.056	5	
11-Jan-22	13:31:14	Pre modification peak	Sample:FC2L_008S25, Compound:PFHxS-I, RT:6.033		
11-Jan-22	13:31:14	Peak modified	Sample:FC2L_008S25, Compound:PFHxS-I, RT:6.033	6	
11-Jan-22	13:31:14	Pre modification peak	Sample:FC2L_008S25, Compound:PFHxS-I, RT:6.048		
11-Jan-22	13:31:14	Peak modified	Sample:FC2L_008S25, Compound:PFHxS-I, RT:6.048	6	
11-Jan-22	13:31:49	Pre modification peak	Sample:FC2L_008S28, Compound:PFHxS-I, RT:6.079		
11-Jan-22	13:31:49	Peak modified	Sample:FC2L_008S28, Compound:PFHxS-I, RT:6.079	1	
11-Jan-22	13:31:49	Pre modification peak	Sample:FC2L_008S28, Compound:PFHxS-I, RT:6.041		
11-Jan-22	13:31:49	Peak modified	Sample:FC2L_008S28, Compound:PFHxS-I, RT:6.041	1	
11-Jan-22	13:32:14	Pre modification peak	Sample:FC2L_008S29, Compound:PFHxS-I, RT:6.048		
11-Jan-22	13:32:14	Peak modified	Sample:FC2L_008S29, Compound:PFHxS-I, RT:6.048	5	

PV by TCH, SV by BRA 14-Jan-22. see definitions on the number on 'Comment' column in case narratives

Quantify Audit Report MassLynx MassLynx V4.1 SCN909
SGS Axys Analytical Services, Ltd.

Dataset: G:\Masslynx\Inst_L\PFAS\quanfile\FC2L_008-b.qld

Last Altered: Tuesday, January 11, 2022 20:21:00 Pacific Standard Time
Printed: Friday, January 14, 2022 13:50:10 Pacific Standard Time

Date	Time	Event	Details	Comments	Signed
11-Jan-22	13:32:14	Pre modification peak	Sample:FC2L_008S29, Compound:PFHxS-I, RT:6.041		
11-Jan-22	13:32:14	Peak modified	Sample:FC2L_008S29, Compound:PFHxS-I, RT:6.041	5	TCH
11-Jan-22	13:32:27	Pre modification peak	Sample:FC2L_008S30, Compound:PFHxS-I, RT:6.041		
11-Jan-22	13:32:27	Peak modified	Sample:FC2L_008S30, Compound:PFHxS-I, RT:6.041	5	
11-Jan-22	13:32:49	Pre modification peak	Sample:FC2L_008S30, Compound:13C3-PFHxS, RT:6.041		
11-Jan-22	13:32:49	Peak modified	Sample:FC2L_008S30, Compound:13C3-PFHxS, RT:6.041	3	
11-Jan-22	13:33:12	Pre modification peak	Sample:FC2L_008S28, Compound:13C3-PFHxS, RT:6.041		
11-Jan-22	13:33:12	Peak modified	Sample:FC2L_008S28, Compound:13C3-PFHxS, RT:6.041	3	
11-Jan-22	13:33:12	Pre modification peak	Sample:FC2L_008S28, Compound:13C3-PFHxS, RT:6.041		
11-Jan-22	13:33:12	Peak modified	Sample:FC2L_008S28, Compound:13C3-PFHxS, RT:6.041	3	
11-Jan-22	13:33:41	Pre modification peak	Sample:FC2L_008S25, Compound:13C3-PFHxS, RT:6.041		
11-Jan-22	13:33:41	Peak modified	Sample:FC2L_008S25, Compound:13C3-PFHxS, RT:6.041	3	
11-Jan-22	13:33:41	Pre modification peak	Sample:FC2L_008S25, Compound:13C3-PFHxS, RT:6.041		
11-Jan-22	13:33:41	Peak modified	Sample:FC2L_008S25, Compound:13C3-PFHxS, RT:6.041	3	
11-Jan-22	13:34:05	Pre modification peak	Sample:FC2L_008S22, Compound:13C3-PFHxS, RT:6.041		
11-Jan-22	13:34:05	Peak modified	Sample:FC2L_008S22, Compound:13C3-PFHxS, RT:6.041	3	
11-Jan-22	13:34:05	Pre modification peak	Sample:FC2L_008S22, Compound:13C3-PFHxS, RT:6.041		
11-Jan-22	13:34:05	Peak modified	Sample:FC2L_008S22, Compound:13C3-PFHxS, RT:6.041	3	
11-Jan-22	13:34:18	Pre modification peak	Sample:FC2L_008S21, Compound:13C3-PFHxS, RT:6.048		
11-Jan-22	13:34:18	Peak modified	Sample:FC2L_008S21, Compound:13C3-PFHxS, RT:6.048	3	
11-Jan-22	13:34:28	Pre modification peak	Sample:FC2L_008S20, Compound:13C3-PFHxS, RT:6.041		
11-Jan-22	13:34:28	Peak modified	Sample:FC2L_008S20, Compound:13C3-PFHxS, RT:6.041	3	
11-Jan-22	13:34:46	Pre modification peak	Sample:FC2L_008S19, Compound:13C3-PFHxS, RT:6.041		
11-Jan-22	13:34:46	Peak modified	Sample:FC2L_008S19, Compound:13C3-PFHxS, RT:6.041	3	
11-Jan-22	13:34:46	Pre modification peak	Sample:FC2L_008S19, Compound:13C3-PFHxS, RT:6.041		
11-Jan-22	13:34:46	Peak modified	Sample:FC2L_008S19, Compound:13C3-PFHxS, RT:6.041	3	
11-Jan-22	13:35:09	Pre modification peak	Sample:FC2L_008S18, Compound:13C3-PFHxS, RT:6.041		
11-Jan-22	13:35:09	Peak modified	Sample:FC2L_008S18, Compound:13C3-PFHxS, RT:6.041	3	
11-Jan-22	13:35:09	Pre modification peak	Sample:FC2L_008S18, Compound:13C3-PFHxS, RT:6.041		
11-Jan-22	13:35:09	Peak modified	Sample:FC2L_008S18, Compound:13C3-PFHxS, RT:6.041	3	
11-Jan-22	13:35:23	Pre modification peak	Sample:FC2L_008S14, Compound:13C3-PFHxS, RT:6.048		
11-Jan-22	13:35:23	Peak modified	Sample:FC2L_008S14, Compound:13C3-PFHxS, RT:6.048	3	
11-Jan-22	13:36:32	Pre modification peak	Sample:FC2L_008S25, Compound:PFHxS-II, RT:5.845		
11-Jan-22	13:36:32	Peak modified	Sample:FC2L_008S25, Compound:PFHxS-II, RT:5.845	6	
11-Jan-22	13:37:44	Pre modification peak	Sample:FC2L_008S29, Compound:PFHxS-III, RT:5.762		
11-Jan-22	13:37:44	Peak modified	Sample:FC2L_008S29, Compound:PFHxS-III, RT:5.762	4	
11-Jan-22	13:38:06	Pre modification peak	Sample:FC2L_008S32, Compound:PFHxS, RT:6.041		

PV by TCH, SV by BRA 14-Jan-22. see definitions on the number on 'Comment' column in case narratives

Quantify Audit Report MassLynx MassLynx V4.1 SCN909
SGS Axys Analytical Services, Ltd.

Dataset: G:\Masslynx\Inst_L\PFAS\quanfile\FC2L_008-b.qld

Last Altered: Tuesday, January 11, 2022 20:21:00 Pacific Standard Time
Printed: Friday, January 14, 2022 13:50:10 Pacific Standard Time

Date	Time	Event	Details	Comments	Signed
11-Jan-22	13:38:06	Peak modified	Sample:FC2L_008S32, Compound:PFHxS, RT:6.041	1	
11-Jan-22	13:38:06	Pre modification peak	Sample:FC2L_008S32, Compound:PFHxS, RT:6.048		TCH
11-Jan-22	13:38:06	Peak modified	Sample:FC2L_008S32, Compound:PFHxS, RT:6.048	1	
11-Jan-22	13:38:28	Pre modification peak	Sample:FC2L_008S13, Compound:PFHxS, RT:6.048		
11-Jan-22	13:38:28	Peak modified	Sample:FC2L_008S13, Compound:PFHxS, RT:6.048	1	
11-Jan-22	13:38:28	Pre modification peak	Sample:FC2L_008S13, Compound:PFHxS, RT:6.048		
11-Jan-22	13:38:28	Peak modified	Sample:FC2L_008S13, Compound:PFHxS, RT:6.048	1	
11-Jan-22	13:38:45	Pre modification peak	Sample:FC2L_008S14, Compound:PFHxS, RT:6.048		
11-Jan-22	13:38:45	Peak modified	Sample:FC2L_008S14, Compound:PFHxS, RT:6.048	1	
11-Jan-22	13:38:45	Pre modification peak	Sample:FC2L_008S14, Compound:PFHxS, RT:6.048		
11-Jan-22	13:38:45	Peak modified	Sample:FC2L_008S14, Compound:PFHxS, RT:6.048	1	
11-Jan-22	13:39:01	Pre modification peak	Sample:FC2L_008S16, Compound:PFHxS, RT:6.041		
11-Jan-22	13:39:01	Peak modified	Sample:FC2L_008S16, Compound:PFHxS, RT:6.041	1	
11-Jan-22	13:39:01	Pre modification peak	Sample:FC2L_008S16, Compound:PFHxS, RT:6.048		
11-Jan-22	13:39:01	Peak modified	Sample:FC2L_008S16, Compound:PFHxS, RT:6.048	1	
11-Jan-22	13:39:23	Pre modification peak	Sample:FC2L_008S21, Compound:PFHxS, RT:6.056		
11-Jan-22	13:39:23	Peak modified	Sample:FC2L_008S21, Compound:PFHxS, RT:6.056	3	
11-Jan-22	13:39:23	Pre modification peak	Sample:FC2L_008S21, Compound:PFHxS, RT:6.041		
11-Jan-22	13:39:23	Peak modified	Sample:FC2L_008S21, Compound:PFHxS, RT:6.041	3	
11-Jan-22	13:39:29	Dataset Saved	Saved to 'C:\Users\tchen\Documents\C2_MassLynx\FC2L_008-b.qld'		
11-Jan-22	13:39:59	Pre modification peak	Sample:FC2L_008S14, Compound:PFHpS, RT:6.940		
11-Jan-22	13:39:59	Peak modified	Sample:FC2L_008S14, Compound:PFHpS, RT:6.940	5	
11-Jan-22	13:40:23	Pre modification peak	Sample:FC2L_008S18, Compound:PFHpS, RT:6.934		
11-Jan-22	13:40:23	Peak modified	Sample:FC2L_008S18, Compound:PFHpS, RT:6.934	3	
11-Jan-22	13:41:07	Peak added	Sample:FC2L_008S21, Compound:PFHpS, RT:6.975	1	
11-Jan-22	13:41:07	Peak added	Sample:FC2L_008S21, Compound:PFHpS, RT:6.957	1	
11-Jan-22	13:41:25	Pre modification peak	Sample:FC2L_008S23, Compound:PFHpS, RT:6.940		
11-Jan-22	13:41:25	Peak modified	Sample:FC2L_008S23, Compound:PFHpS, RT:6.940	1	
11-Jan-22	13:41:34	Peak deleted	Sample:FC2L_008S24, Compound:PFHpS, RT:6.887	1	
11-Jan-22	13:41:34	Peak deleted	Sample:FC2L_008S24, Compound:PFHpS, RT:6.916	1	
11-Jan-22	13:41:41	Peak deleted	Sample:FC2L_008S24, Compound:PFHpS, RT:7.036	1	
11-Jan-22	13:41:41	Peak deleted	Sample:FC2L_008S24, Compound:PFHpS, RT:6.988	1	
11-Jan-22	13:41:46	Peak deleted	Sample:FC2L_008S24, Compound:PFHpS, RT:6.795	1	
11-Jan-22	13:41:46	Peak deleted	Sample:FC2L_008S24, Compound:PFHpS, RT:6.835	1	
11-Jan-22	13:41:54	Peak deleted	Sample:FC2L_008S25, Compound:PFHpS, RT:6.940	1	
11-Jan-22	13:41:54	Peak deleted	Sample:FC2L_008S25, Compound:PFHpS, RT:6.916	1	
11-Jan-22	13:41:59	Peak deleted	Sample:FC2L_008S25, Compound:PFHpS, RT:6.963	1	

PV by TCH, SV by BRA 14-Jan-22. see definitions on the number on 'Comment' column in case narratives

Quantify Audit Report MassLynx MassLynx V4.1 SCN909
SGS Axys Analytical Services, Ltd.

Dataset: G:\Masslynx\Inst_L\PFAS\quanfile\FC2L_008-b.qld

Last Altered: Tuesday, January 11, 2022 20:21:00 Pacific Standard Time
Printed: Friday, January 14, 2022 13:50:10 Pacific Standard Time

Date	Time	Event	Details	Comments	Signed
11-Jan-22	13:42:04	Peak deleted	Sample:FC2L_008S25, Compound:PFHpS, RT:6.988	1	
11-Jan-22	13:42:04	Peak deleted	Sample:FC2L_008S25, Compound:PFHpS, RT:6.957	1	TCH
11-Jan-22	13:42:18	Pre modification peak	Sample:FC2L_008S27, Compound:PFHpS, RT:6.917		
11-Jan-22	13:42:18	Peak modified	Sample:FC2L_008S27, Compound:PFHpS, RT:6.917	3	
11-Jan-22	13:42:28	Peak added	Sample:FC2L_008S28, Compound:PFHpS, RT:6.934	1	
11-Jan-22	13:42:53	Pre modification peak	Sample:FC2L_008S29, Compound:PFHpS, RT:6.934		
11-Jan-22	13:42:53	Peak modified	Sample:FC2L_008S29, Compound:PFHpS, RT:6.934	3	
11-Jan-22	13:42:53	Pre modification peak	Sample:FC2L_008S29, Compound:PFHpS, RT:6.928		
11-Jan-22	13:42:53	Peak modified	Sample:FC2L_008S29, Compound:PFHpS, RT:6.928	3	
11-Jan-22	13:43:06	Dataset Saved	Saved to 'C:\Users\tchen\Documents\C2_MassLynx\FC2L_008-b.qld'		
11-Jan-22	13:44:22	Pre modification peak	Sample:FC2L_008S18, Compound:PFOS-I, RT:7.538		
11-Jan-22	13:44:22	Peak modified	Sample:FC2L_008S18, Compound:PFOS-I, RT:7.538	5	
11-Jan-22	13:44:39	Peak modified	Sample:FC2L_008S18, Compound:PFOS-I, RT:7.538	3	
11-Jan-22	13:44:50	Pre modification peak	Sample:FC2L_008S19, Compound:PFOS-I, RT:7.538		
11-Jan-22	13:44:50	Peak modified	Sample:FC2L_008S19, Compound:PFOS-I, RT:7.538	5	
11-Jan-22	13:45:22	Peak added	Sample:FC2L_008S22, Compound:PFOS-I, RT:7.530	7	
11-Jan-22	13:45:22	Peak added	Sample:FC2L_008S22, Compound:PFOS-I, RT:7.530	7	
11-Jan-22	13:45:50	Peak added	Sample:FC2L_008S23, Compound:PFOS-I, RT:7.562	7	
11-Jan-22	13:45:50	Peak added	Sample:FC2L_008S23, Compound:PFOS-I, RT:7.562	7	
11-Jan-22	13:46:07	Peak added	Sample:FC2L_008S24, Compound:PFOS-I, RT:7.554	7	
11-Jan-22	13:46:07	Peak added	Sample:FC2L_008S24, Compound:PFOS-I, RT:7.530	7	
11-Jan-22	13:46:28	Pre modification peak	Sample:FC2L_008S25, Compound:PFOS-I, RT:7.530		
11-Jan-22	13:46:28	Peak modified	Sample:FC2L_008S25, Compound:PFOS-I, RT:7.530	5	
11-Jan-22	13:46:28	Pre modification peak	Sample:FC2L_008S25, Compound:PFOS-I, RT:7.538		
11-Jan-22	13:46:28	Peak modified	Sample:FC2L_008S25, Compound:PFOS-I, RT:7.538	5	
11-Jan-22	13:46:58	Peak added	Sample:FC2L_008S27, Compound:PFOS-I, RT:7.546	7	
11-Jan-22	13:46:58	Peak added	Sample:FC2L_008S27, Compound:PFOS-I, RT:7.538	7	
11-Jan-22	13:47:16	Peak added	Sample:FC2L_008S28, Compound:PFOS-I, RT:7.570	7	
11-Jan-22	13:47:16	Peak added	Sample:FC2L_008S28, Compound:PFOS-I, RT:7.538	7	
11-Jan-22	13:47:30	Pre modification peak	Sample:FC2L_008S29, Compound:PFOS-I, RT:7.530		
11-Jan-22	13:47:30	Peak modified	Sample:FC2L_008S29, Compound:PFOS-I, RT:7.530	5	
11-Jan-22	13:47:46	Pre modification peak	Sample:FC2L_008S30, Compound:PFOS-I, RT:7.530		
11-Jan-22	13:47:46	Peak modified	Sample:FC2L_008S30, Compound:PFOS-I, RT:7.530	5	
11-Jan-22	13:47:46	Pre modification peak	Sample:FC2L_008S30, Compound:PFOS-I, RT:7.538		
11-Jan-22	13:47:46	Peak modified	Sample:FC2L_008S30, Compound:PFOS-I, RT:7.538	5	
11-Jan-22	13:47:56	Dataset Saved	Saved to 'C:\Users\tchen\Documents\C2_MassLynx\FC2L_008-b.qld'		
11-Jan-22	13:48:22	Pre modification peak	Sample:FC2L_008S18, Compound:PFOS-II, RT:7.411		

PV by TCH, SV by BRA 14-Jan-22. see definitions on the number on 'Comment' column in case narratives

Quantify Audit Report MassLynx MassLynx V4.1 SCN909
SGS Axys Analytical Services, Ltd.

Dataset: G:\Masslynx\Inst_L\PFAS\quanfile\FC2L_008-b.qld

Last Altered: Tuesday, January 11, 2022 20:21:00 Pacific Standard Time
Printed: Friday, January 14, 2022 13:50:10 Pacific Standard Time

Date	Time	Event	Details	Comments	Signed
11-Jan-22	13:48:22	Peak modified	Sample:FC2L_008S18, Compound:PFOS-II, RT:7.411	6	
11-Jan-22	13:48:36	Pre modification peak	Sample:FC2L_008S19, Compound:PFOS-II, RT:7.387		TCH
11-Jan-22	13:48:36	Peak modified	Sample:FC2L_008S19, Compound:PFOS-II, RT:7.387	6	
11-Jan-22	13:49:03	Peak added	Sample:FC2L_008S22, Compound:PFOS-II, RT:7.443	7	
11-Jan-22	13:49:03	Peak added	Sample:FC2L_008S22, Compound:PFOS-II, RT:7.411	7	
11-Jan-22	13:49:48	Pre modification peak	Sample:FC2L_008S25, Compound:PFOS-II, RT:7.380		
11-Jan-22	13:49:48	Peak modified	Sample:FC2L_008S25, Compound:PFOS-II, RT:7.380	1	
11-Jan-22	13:50:08	Peak added	Sample:FC2L_008S27, Compound:PFOS-II, RT:7.396	7	
11-Jan-22	13:50:08	Peak added	Sample:FC2L_008S27, Compound:PFOS-II, RT:7.396	7	
11-Jan-22	13:50:41	Pre modification peak	Sample:FC2L_008S30, Compound:PFOS-II, RT:7.396		
11-Jan-22	13:50:41	Peak modified	Sample:FC2L_008S30, Compound:PFOS-II, RT:7.396	6	
11-Jan-22	13:51:00	Pre modification peak	Sample:FC2L_008S31, Compound:PFOS-II, RT:7.395		
11-Jan-22	13:51:00	Peak modified	Sample:FC2L_008S31, Compound:PFOS-II, RT:7.395	6	
11-Jan-22	13:51:06	Dataset Saved	Saved to 'C:\Users\tchen\Documents\C2_MassLynx\FC2L_008-b.qld'		
11-Jan-22	13:51:45	Peak added	Sample:FC2L_008S18, Compound:PFOS-III, RT:7.364	7	
11-Jan-22	13:51:45	Peak added	Sample:FC2L_008S18, Compound:PFOS-III, RT:7.348	7	
11-Jan-22	13:52:03	Peak modified	Sample:FC2L_008S18, Compound:PFOS-III, RT:7.372	6	
11-Jan-22	13:52:34	Pre modification peak	Sample:FC2L_008S19, Compound:PFOS-III, RT:7.324		
11-Jan-22	13:52:34	Peak modified	Sample:FC2L_008S19, Compound:PFOS-III, RT:7.324	6	
11-Jan-22	13:52:54	Peak modified	Sample:FC2L_008S19, Compound:PFOS-III, RT:7.340	6	
11-Jan-22	13:53:22	Pre modification peak	Sample:FC2L_008S20, Compound:PFOS-III, RT:7.348		
11-Jan-22	13:53:22	Peak modified	Sample:FC2L_008S20, Compound:PFOS-III, RT:7.348	6	
11-Jan-22	13:53:22	Pre modification peak	Sample:FC2L_008S20, Compound:PFOS-III, RT:7.348		
11-Jan-22	13:53:22	Peak modified	Sample:FC2L_008S20, Compound:PFOS-III, RT:7.348	6	
11-Jan-22	13:53:45	Peak added	Sample:FC2L_008S24, Compound:PFOS-III, RT:7.348	7	
11-Jan-22	13:53:45	Peak added	Sample:FC2L_008S24, Compound:PFOS-III, RT:7.356	7	
11-Jan-22	13:54:06	Peak modified	Sample:FC2L_008S25, Compound:PFOS-II, RT:7.380	1	
11-Jan-22	13:54:29	Pre modification peak	Sample:FC2L_008S25, Compound:PFOS-III, RT:7.332		
11-Jan-22	13:54:29	Peak modified	Sample:FC2L_008S25, Compound:PFOS-III, RT:7.332	1	
11-Jan-22	13:54:29	Pre modification peak	Sample:FC2L_008S25, Compound:PFOS-III, RT:7.348		
11-Jan-22	13:54:29	Peak modified	Sample:FC2L_008S25, Compound:PFOS-III, RT:7.348	1	
11-Jan-22	13:55:25	Peak added	Sample:FC2L_008S30, Compound:PFOS-III, RT:7.356	7	
11-Jan-22	13:55:25	Peak added	Sample:FC2L_008S30, Compound:PFOS-III, RT:7.340	7	
11-Jan-22	13:55:49	Peak modified	Sample:FC2L_008S30, Compound:PFOS-III, RT:7.364	6	
11-Jan-22	13:55:49	Pre modification peak	Sample:FC2L_008S30, Compound:PFOS-III, RT:7.340		
11-Jan-22	13:55:49	Peak modified	Sample:FC2L_008S30, Compound:PFOS-III, RT:7.340	6	
11-Jan-22	13:56:24	Peak added	Sample:FC2L_008S31, Compound:PFOS-III, RT:7.364	1	

PV by TCH, SV by BRA 14-Jan-22. see definitions on the number on 'Comment' column in case narratives

Quantify Audit Report MassLynx MassLynx V4.1 SCN909
SGS Axys Analytical Services, Ltd.

Dataset: G:\Masslynx\Inst_L\PFAS\quanfile\FC2L_008-b.qld

Last Altered: Tuesday, January 11, 2022 20:21:00 Pacific Standard Time
Printed: Friday, January 14, 2022 13:50:10 Pacific Standard Time

Date	Time	Event	Details	Comments	Signed
11-Jan-22	13:56:24	Peak added	Sample:FC2L_008S31, Compound:PFOS-III, RT:7.340	1	
11-Jan-22	13:56:33	Pre modification peak	Sample:FC2L_008S31, Compound:PFOS-III, RT:7.340		TCH
11-Jan-22	13:56:33	Peak modified	Sample:FC2L_008S31, Compound:PFOS-III, RT:7.340	5	
11-Jan-22	13:57:19	Peak modified	Sample:FC2L_008S31, Compound:PFOS-II, RT:7.395	6	
11-Jan-22	13:57:31	Dataset Saved	Saved to 'C:\Users\tchen\Documents\C2_MassLynx\FC2L_008-b.qld'		
11-Jan-22	13:57:45	Peak deleted	Sample:FC2L_008S18, Compound:PFOS-IV, RT:7.150	1	
11-Jan-22	13:58:21	Pre modification peak	Sample:FC2L_008S27, Compound:PFOS-IV, RT:7.150		
11-Jan-22	13:58:21	Peak modified	Sample:FC2L_008S27, Compound:PFOS-IV, RT:7.150	2	
11-Jan-22	13:59:03	Pre modification peak	Sample:FC2L_008S31, Compound:PFOS-IV, RT:7.165		
11-Jan-22	13:59:03	Peak modified	Sample:FC2L_008S31, Compound:PFOS-IV, RT:7.165	2	
11-Jan-22	13:59:21	Pre modification peak	Sample:FC2L_008S29, Compound:PFOS-IV, RT:7.136		
11-Jan-22	13:59:21	Peak modified	Sample:FC2L_008S29, Compound:PFOS-IV, RT:7.136	1	
11-Jan-22	13:59:57	Pre modification peak	Sample:FC2L_008S32, Compound:PFOS, RT:7.538		
11-Jan-22	13:59:57	Peak modified	Sample:FC2L_008S32, Compound:PFOS, RT:7.538	1	
11-Jan-22	13:59:57	Pre modification peak	Sample:FC2L_008S32, Compound:PFOS, RT:7.538		
11-Jan-22	13:59:57	Peak modified	Sample:FC2L_008S32, Compound:PFOS, RT:7.538	1	
11-Jan-22	14:00:12	Pre modification peak	Sample:FC2L_008S13, Compound:PFOS, RT:7.530		
11-Jan-22	14:00:12	Peak modified	Sample:FC2L_008S13, Compound:PFOS, RT:7.530	1	
11-Jan-22	14:00:12	Pre modification peak	Sample:FC2L_008S13, Compound:PFOS, RT:7.538		
11-Jan-22	14:00:12	Peak modified	Sample:FC2L_008S13, Compound:PFOS, RT:7.538	1	
11-Jan-22	14:00:26	Pre modification peak	Sample:FC2L_008S14, Compound:PFOS, RT:7.530		
11-Jan-22	14:00:26	Peak modified	Sample:FC2L_008S14, Compound:PFOS, RT:7.530	1	
11-Jan-22	14:00:26	Pre modification peak	Sample:FC2L_008S14, Compound:PFOS, RT:7.538		
11-Jan-22	14:00:26	Peak modified	Sample:FC2L_008S14, Compound:PFOS, RT:7.538	1	
11-Jan-22	14:00:44	Pre modification peak	Sample:FC2L_008S16, Compound:PFOS, RT:7.530		
11-Jan-22	14:00:44	Peak modified	Sample:FC2L_008S16, Compound:PFOS, RT:7.530	1	
11-Jan-22	14:00:44	Pre modification peak	Sample:FC2L_008S16, Compound:PFOS, RT:7.538		
11-Jan-22	14:00:44	Peak modified	Sample:FC2L_008S16, Compound:PFOS, RT:7.538	1	
11-Jan-22	14:01:09	Pre modification peak	Sample:FC2L_008S21, Compound:PFOS, RT:7.546		
11-Jan-22	14:01:09	Peak modified	Sample:FC2L_008S21, Compound:PFOS, RT:7.546	5	
11-Jan-22	14:01:09	Pre modification peak	Sample:FC2L_008S21, Compound:PFOS, RT:7.538		
11-Jan-22	14:01:09	Peak modified	Sample:FC2L_008S21, Compound:PFOS, RT:7.538	5	
11-Jan-22	14:01:11	Dataset Saved	Saved to 'C:\Users\tchen\Documents\C2_MassLynx\FC2L_008-b.qld'		
11-Jan-22	14:01:48	Pre modification peak	Sample:FC2L_008S14, Compound:PFNS, RT:7.878		
11-Jan-22	14:01:48	Peak modified	Sample:FC2L_008S14, Compound:PFNS, RT:7.878	5	
11-Jan-22	14:01:48	Pre modification peak	Sample:FC2L_008S14, Compound:PFNS, RT:7.886		
11-Jan-22	14:01:48	Peak modified	Sample:FC2L_008S14, Compound:PFNS, RT:7.886	5	

PV by TCH, SV by BRA 14-Jan-22. see definitions on the number on 'Comment' column in case narratives

Quantify Audit Report MassLynx MassLynx V4.1 SCN909
SGS Axys Analytical Services, Ltd.

Dataset: G:\Masslynx\Inst_L\PFAS\quanfile\FC2L_008-b.qld

Last Altered: Tuesday, January 11, 2022 20:21:00 Pacific Standard Time
Printed: Friday, January 14, 2022 13:50:10 Pacific Standard Time

Date	Time	Event	Details	Comments	Signed
11-Jan-22	14:02:18	Pre modification peak	Sample:FC2L_008S19, Compound:PFNS, RT:7.886		
11-Jan-22	14:02:18	Peak modified	Sample:FC2L_008S19, Compound:PFNS, RT:7.886	3	TCH
11-Jan-22	14:02:41	Peak added	Sample:FC2L_008S21, Compound:PFNS, RT:7.915	1	
11-Jan-22	14:02:41	Peak added	Sample:FC2L_008S21, Compound:PFNS, RT:7.900	1	
11-Jan-22	14:03:01	Peak deleted	Sample:FC2L_008S22, Compound:PFNS, RT:7.820	1	
11-Jan-22	14:03:01	Peak deleted	Sample:FC2L_008S22, Compound:PFNS, RT:7.820	1	
11-Jan-22	14:03:18	Pre modification peak	Sample:FC2L_008S22, Compound:PFNS, RT:7.907		
11-Jan-22	14:03:18	Peak modified	Sample:FC2L_008S22, Compound:PFNS, RT:7.907	3	
11-Jan-22	14:03:18	Pre modification peak	Sample:FC2L_008S22, Compound:PFNS, RT:7.878		
11-Jan-22	14:03:18	Peak modified	Sample:FC2L_008S22, Compound:PFNS, RT:7.878	3	
11-Jan-22	14:03:39	Pre modification peak	Sample:FC2L_008S23, Compound:PFNS, RT:7.900		
11-Jan-22	14:03:39	Peak modified	Sample:FC2L_008S23, Compound:PFNS, RT:7.900	5	
11-Jan-22	14:03:39	Pre modification peak	Sample:FC2L_008S23, Compound:PFNS, RT:7.893		
11-Jan-22	14:03:39	Peak modified	Sample:FC2L_008S23, Compound:PFNS, RT:7.893	5	
11-Jan-22	14:04:08	Peak added	Sample:FC2L_008S24, Compound:PFNS, RT:7.886	1	
11-Jan-22	14:04:08	Peak added	Sample:FC2L_008S24, Compound:PFNS, RT:7.893	1	
11-Jan-22	14:04:20	Peak deleted	Sample:FC2L_008S25, Compound:PFNS, RT:7.864	1	
11-Jan-22	14:04:20	Peak deleted	Sample:FC2L_008S25, Compound:PFNS, RT:7.864	1	
11-Jan-22	14:04:25	Peak deleted	Sample:FC2L_008S25, Compound:PFNS, RT:7.886	1	
11-Jan-22	14:04:29	Peak deleted	Sample:FC2L_008S25, Compound:PFNS, RT:7.820	1	
11-Jan-22	14:04:39	Peak deleted	Sample:FC2L_008S25, Compound:PFNS, RT:7.937	1	
11-Jan-22	14:04:39	Peak deleted	Sample:FC2L_008S25, Compound:PFNS, RT:7.915	1	
11-Jan-22	14:04:46	Peak deleted	Sample:FC2L_008S25, Compound:PFNS, RT:7.762	1	
11-Jan-22	14:04:46	Peak deleted	Sample:FC2L_008S25, Compound:PFNS, RT:7.747	1	
11-Jan-22	14:05:15	Pre modification peak	Sample:FC2L_008S27, Compound:PFNS, RT:7.893		
11-Jan-22	14:05:15	Peak modified	Sample:FC2L_008S27, Compound:PFNS, RT:7.893	1	
11-Jan-22	14:05:15	Pre modification peak	Sample:FC2L_008S27, Compound:PFNS, RT:7.893		
11-Jan-22	14:05:15	Peak modified	Sample:FC2L_008S27, Compound:PFNS, RT:7.893	1	
11-Jan-22	14:05:27	Peak deleted	Sample:FC2L_008S28, Compound:PFNS, RT:7.871	8	
11-Jan-22	14:05:27	Peak deleted	Sample:FC2L_008S28, Compound:PFNS, RT:7.893	8	
11-Jan-22	14:05:36	Peak deleted	Sample:FC2L_008S28, Compound:PFNS, RT:7.922	8	
11-Jan-22	14:05:57	Pre modification peak	Sample:FC2L_008S29, Compound:PFNS, RT:7.878		
11-Jan-22	14:05:57	Peak modified	Sample:FC2L_008S29, Compound:PFNS, RT:7.878	6	
11-Jan-22	14:05:57	Pre modification peak	Sample:FC2L_008S29, Compound:PFNS, RT:7.878		
11-Jan-22	14:05:57	Peak modified	Sample:FC2L_008S29, Compound:PFNS, RT:7.878	6	
11-Jan-22	14:06:20	Pre modification peak	Sample:FC2L_008S30, Compound:PFNS, RT:7.886		
11-Jan-22	14:06:20	Peak modified	Sample:FC2L_008S30, Compound:PFNS, RT:7.886	5	

PV by TCH, SV by BRA 14-Jan-22. see definitions on the number on 'Comment' column in case narratives

Quantify Audit Report MassLynx MassLynx V4.1 SCN909
SGS Axys Analytical Services, Ltd.

Dataset: G:\Masslynx\Inst_L\PFAS\quanfile\FC2L_008-b.qld

Last Altered: Tuesday, January 11, 2022 20:21:00 Pacific Standard Time
Printed: Friday, January 14, 2022 13:50:10 Pacific Standard Time

Date	Time	Event	Details	Comments	Signed
11-Jan-22	14:06:20	Pre modification peak	Sample:FC2L_008S30, Compound:PFNS, RT:7.886		
11-Jan-22	14:06:20	Peak modified	Sample:FC2L_008S30, Compound:PFNS, RT:7.886	5	TCH
11-Jan-22	14:06:33	Dataset Saved	Saved to 'C:\Users\tchen\Documents\C2_MassLynx\FC2L_008-b.qld'		
11-Jan-22	14:07:24	Pre modification peak	Sample:FC2L_008S21, Compound:PFDS, RT:8.150		
11-Jan-22	14:07:24	Peak modified	Sample:FC2L_008S21, Compound:PFDS, RT:8.150	1	
11-Jan-22	14:07:24	Pre modification peak	Sample:FC2L_008S21, Compound:PFDS, RT:8.128		
11-Jan-22	14:07:24	Peak modified	Sample:FC2L_008S21, Compound:PFDS, RT:8.128	1	
11-Jan-22	14:07:37	Peak deleted	Sample:FC2L_008S22, Compound:PFDS, RT:8.047	1	
11-Jan-22	14:07:37	Peak deleted	Sample:FC2L_008S22, Compound:PFDS, RT:8.064	1	
11-Jan-22	14:07:42	Peak deleted	Sample:FC2L_008S22, Compound:PFDS, RT:8.097	1	
11-Jan-22	14:07:48	Peak deleted	Sample:FC2L_008S22, Compound:PFDS, RT:8.143	1	
11-Jan-22	14:07:48	Peak deleted	Sample:FC2L_008S22, Compound:PFDS, RT:8.188	1	
11-Jan-22	14:08:00	Peak deleted	Sample:FC2L_008S23, Compound:PFDS, RT:8.072	1	
11-Jan-22	14:08:00	Peak deleted	Sample:FC2L_008S23, Compound:PFDS, RT:8.080	1	
11-Jan-22	14:08:16	Pre modification peak	Sample:FC2L_008S23, Compound:PFDS, RT:8.143		
11-Jan-22	14:08:16	Peak modified	Sample:FC2L_008S23, Compound:PFDS, RT:8.143	3	
11-Jan-22	14:08:16	Pre modification peak	Sample:FC2L_008S23, Compound:PFDS, RT:8.158		
11-Jan-22	14:08:16	Peak modified	Sample:FC2L_008S23, Compound:PFDS, RT:8.158	3	
11-Jan-22	14:08:23	Peak deleted	Sample:FC2L_008S24, Compound:PFDS, RT:8.097	1	
11-Jan-22	14:08:23	Peak deleted	Sample:FC2L_008S24, Compound:PFDS, RT:8.081	1	
11-Jan-22	14:08:29	Peak deleted	Sample:FC2L_008S24, Compound:PFDS, RT:8.173	1	
11-Jan-22	14:08:29	Peak deleted	Sample:FC2L_008S24, Compound:PFDS, RT:8.173	1	
11-Jan-22	14:08:36	Peak deleted	Sample:FC2L_008S25, Compound:PFDS, RT:8.120	1	
11-Jan-22	14:08:36	Peak deleted	Sample:FC2L_008S25, Compound:PFDS, RT:8.113	1	
11-Jan-22	14:08:40	Peak deleted	Sample:FC2L_008S25, Compound:PFDS, RT:8.150	1	
11-Jan-22	14:08:48	Peak deleted	Sample:FC2L_008S25, Compound:PFDS, RT:8.023	1	
11-Jan-22	14:08:48	Peak deleted	Sample:FC2L_008S25, Compound:PFDS, RT:8.023	1	
11-Jan-22	14:08:54	Peak deleted	Sample:FC2L_008S25, Compound:PFDS, RT:8.047	1	
11-Jan-22	14:09:17	Pre modification peak	Sample:FC2L_008S27, Compound:PFDS, RT:8.097		
11-Jan-22	14:09:17	Peak modified	Sample:FC2L_008S27, Compound:PFDS, RT:8.097	3	
11-Jan-22	14:09:17	Pre modification peak	Sample:FC2L_008S27, Compound:PFDS, RT:8.120		
11-Jan-22	14:09:17	Peak modified	Sample:FC2L_008S27, Compound:PFDS, RT:8.120	3	
11-Jan-22	14:09:36	Pre modification peak	Sample:FC2L_008S28, Compound:PFDS, RT:8.150		
11-Jan-22	14:09:36	Peak modified	Sample:FC2L_008S28, Compound:PFDS, RT:8.150	3	
11-Jan-22	14:09:43	Peak deleted	Sample:FC2L_008S29, Compound:PFDS, RT:8.031	1	
11-Jan-22	14:09:43	Peak deleted	Sample:FC2L_008S29, Compound:PFDS, RT:8.031	1	
11-Jan-22	14:10:03	Pre modification peak	Sample:FC2L_008S30, Compound:PFDS, RT:8.143		

PV by TCH, SV by BRA 14-Jan-22. see definitions on the number on 'Comment' column in case narratives

Quantify Audit Report MassLynx MassLynx V4.1 SCN909
SGS Axys Analytical Services, Ltd.

Dataset: G:\Masslynx\Inst_L\PFAS\quanfile\FC2L_008-b.qld

Last Altered: Tuesday, January 11, 2022 20:21:00 Pacific Standard Time
Printed: Friday, January 14, 2022 13:50:10 Pacific Standard Time

Date	Time	Event	Details	Comments	Signed
11-Jan-22	14:10:03	Peak modified	Sample:FC2L_008S30, Compound:PFDS, RT:8.143	3	
11-Jan-22	14:10:24	Pre modification peak	Sample:FC2L_008S31, Compound:PFDS, RT:8.143		TCH
11-Jan-22	14:10:24	Peak modified	Sample:FC2L_008S31, Compound:PFDS, RT:8.143	3	
11-Jan-22	14:10:24	Pre modification peak	Sample:FC2L_008S31, Compound:PFDS, RT:8.143		
11-Jan-22	14:10:24	Peak modified	Sample:FC2L_008S31, Compound:PFDS, RT:8.143	3	
11-Jan-22	14:10:31	Dataset Saved	Saved to 'C:\Users\tchen\Documents\C2_MassLynx\FC2L_008-b.qld'		
11-Jan-22	14:11:11	Pre modification peak	Sample:FC2L_008S13, Compound:PFDoS, RT:8.795		
11-Jan-22	14:11:11	Peak modified	Sample:FC2L_008S13, Compound:PFDoS, RT:8.795	4	
11-Jan-22	14:11:11	Pre modification peak	Sample:FC2L_008S13, Compound:PFDoS, RT:8.795		
11-Jan-22	14:11:11	Peak modified	Sample:FC2L_008S13, Compound:PFDoS, RT:8.795	4	
11-Jan-22	14:11:44	Pre modification peak	Sample:FC2L_008S14, Compound:PFDoS, RT:8.787		
11-Jan-22	14:11:44	Peak modified	Sample:FC2L_008S14, Compound:PFDoS, RT:8.787	4	
11-Jan-22	14:11:44	Pre modification peak	Sample:FC2L_008S14, Compound:PFDoS, RT:8.787		
11-Jan-22	14:11:44	Peak modified	Sample:FC2L_008S14, Compound:PFDoS, RT:8.787	4	
11-Jan-22	14:12:06	Pre modification peak	Sample:FC2L_008S16, Compound:PFDoS, RT:8.795		
11-Jan-22	14:12:06	Peak modified	Sample:FC2L_008S16, Compound:PFDoS, RT:8.795	4	
11-Jan-22	14:12:34	Pre modification peak	Sample:FC2L_008S18, Compound:PFDoS, RT:8.795		
11-Jan-22	14:12:34	Peak modified	Sample:FC2L_008S18, Compound:PFDoS, RT:8.795	5	
11-Jan-22	14:12:34	Pre modification peak	Sample:FC2L_008S18, Compound:PFDoS, RT:8.795		
11-Jan-22	14:12:34	Peak modified	Sample:FC2L_008S18, Compound:PFDoS, RT:8.795	5	
11-Jan-22	14:12:59	Pre modification peak	Sample:FC2L_008S19, Compound:PFDoS, RT:8.795		
11-Jan-22	14:12:59	Peak modified	Sample:FC2L_008S19, Compound:PFDoS, RT:8.795	5	
11-Jan-22	14:12:59	Pre modification peak	Sample:FC2L_008S19, Compound:PFDoS, RT:8.795		
11-Jan-22	14:12:59	Peak modified	Sample:FC2L_008S19, Compound:PFDoS, RT:8.795	5	
11-Jan-22	14:13:16	Pre modification peak	Sample:FC2L_008S20, Compound:PFDoS, RT:8.795		
11-Jan-22	14:13:16	Peak modified	Sample:FC2L_008S20, Compound:PFDoS, RT:8.795	4	
11-Jan-22	14:13:46	Peak added	Sample:FC2L_008S21, Compound:PFDoS, RT:8.818	1	
11-Jan-22	14:13:46	Peak added	Sample:FC2L_008S21, Compound:PFDoS, RT:8.818	1	
11-Jan-22	14:14:09	Peak deleted	Sample:FC2L_008S22, Compound:PFDoS, RT:8.536	1	
11-Jan-22	14:14:09	Peak deleted	Sample:FC2L_008S22, Compound:PFDoS, RT:8.576	1	
11-Jan-22	14:14:17	Peak deleted	Sample:FC2L_008S23, Compound:PFDoS, RT:8.717	1	
11-Jan-22	14:14:17	Peak deleted	Sample:FC2L_008S23, Compound:PFDoS, RT:8.724	1	
11-Jan-22	14:14:23	Peak deleted	Sample:FC2L_008S23, Compound:PFDoS, RT:8.505	1	
11-Jan-22	14:14:23	Peak deleted	Sample:FC2L_008S23, Compound:PFDoS, RT:8.544	1	
11-Jan-22	14:14:27	Peak deleted	Sample:FC2L_008S23, Compound:PFDoS, RT:8.591	1	
11-Jan-22	14:14:36	Peak deleted	Sample:FC2L_008S25, Compound:PFDoS, RT:8.474	1	
11-Jan-22	14:14:36	Peak deleted	Sample:FC2L_008S25, Compound:PFDoS, RT:8.513	1	

PV by TCH, SV by BRA 14-Jan-22. see definitions on the number on 'Comment' column in case narratives

Quantify Audit Report MassLynx MassLynx V4.1 SCN909
SGS Axys Analytical Services, Ltd.

Dataset: G:\Masslynx\Inst_L\PFAS\quanfile\FC2L_008-b.qld

Last Altered: Tuesday, January 11, 2022 20:21:00 Pacific Standard Time
Printed: Friday, January 14, 2022 13:50:10 Pacific Standard Time

Date	Time	Event	Details	Comments	Signed
11-Jan-22	14:14:46	Peak deleted	Sample:FC2L_008S28, Compound:PFDoS, RT:8.732	1	
11-Jan-22	14:14:46	Peak deleted	Sample:FC2L_008S28, Compound:PFDoS, RT:8.701	1	TCH
11-Jan-22	14:14:54	Peak deleted	Sample:FC2L_008S29, Compound:PFDoS, RT:8.497	1	
11-Jan-22	14:14:54	Peak deleted	Sample:FC2L_008S29, Compound:PFDoS, RT:8.536	1	
11-Jan-22	14:15:06	Peak deleted	Sample:FC2L_008S29, Compound:PFDoS, RT:9.061	1	
11-Jan-22	14:15:06	Peak deleted	Sample:FC2L_008S29, Compound:PFDoS, RT:9.077	1	
11-Jan-22	14:15:27	Pre modification peak	Sample:FC2L_008S31, Compound:PFDoS, RT:8.787		
11-Jan-22	14:15:27	Peak modified	Sample:FC2L_008S31, Compound:PFDoS, RT:8.787	4	
11-Jan-22	14:15:27	Pre modification peak	Sample:FC2L_008S31, Compound:PFDoS, RT:8.787		
11-Jan-22	14:15:27	Peak modified	Sample:FC2L_008S31, Compound:PFDoS, RT:8.787	4	
11-Jan-22	14:15:58	Pre modification peak	Sample:FC2L_008S32, Compound:PFDoS, RT:8.795		
11-Jan-22	14:15:58	Peak modified	Sample:FC2L_008S32, Compound:PFDoS, RT:8.795	4	
11-Jan-22	14:15:58	Pre modification peak	Sample:FC2L_008S32, Compound:PFDoS, RT:8.795		
11-Jan-22	14:15:58	Peak modified	Sample:FC2L_008S32, Compound:PFDoS, RT:8.795	4	
11-Jan-22	14:16:05	Dataset Saved	Saved to 'C:\Users\tchen\Documents\C2_MassLynx\FC2L_008-b.qld'		
11-Jan-22	14:18:32	Pre modification peak	Sample:FC2L_008S16, Compound:4:2 FTS, RT:4.816		
11-Jan-22	14:18:32	Peak modified	Sample:FC2L_008S16, Compound:4:2 FTS, RT:4.816	5	
11-Jan-22	14:18:49	Pre modification peak	Sample:FC2L_008S13, Compound:4:2 FTS, RT:4.822		
11-Jan-22	14:18:49	Peak modified	Sample:FC2L_008S13, Compound:4:2 FTS, RT:4.822	5	
11-Jan-22	14:19:31	Pre modification peak	Sample:FC2L_008S21, Compound:4:2 FTS, RT:4.816		
11-Jan-22	14:19:31	Peak modified	Sample:FC2L_008S21, Compound:4:2 FTS, RT:4.816	1	
11-Jan-22	14:19:31	Pre modification peak	Sample:FC2L_008S21, Compound:4:2 FTS, RT:4.816		
11-Jan-22	14:19:31	Peak modified	Sample:FC2L_008S21, Compound:4:2 FTS, RT:4.816	1	
11-Jan-22	14:19:52	Pre modification peak	Sample:FC2L_008S22, Compound:4:2 FTS, RT:4.816		
11-Jan-22	14:19:52	Peak modified	Sample:FC2L_008S22, Compound:4:2 FTS, RT:4.816	4	
11-Jan-22	14:20:07	Pre modification peak	Sample:FC2L_008S23, Compound:4:2 FTS, RT:4.810		
11-Jan-22	14:20:07	Peak modified	Sample:FC2L_008S23, Compound:4:2 FTS, RT:4.810	2	
11-Jan-22	14:20:41	Pre modification peak	Sample:FC2L_008S27, Compound:4:2 FTS, RT:4.816		
11-Jan-22	14:20:41	Peak modified	Sample:FC2L_008S27, Compound:4:2 FTS, RT:4.816	1	
11-Jan-22	14:20:41	Pre modification peak	Sample:FC2L_008S27, Compound:4:2 FTS, RT:4.840		
11-Jan-22	14:20:41	Peak modified	Sample:FC2L_008S27, Compound:4:2 FTS, RT:4.840	1	
11-Jan-22	14:20:52	Pre modification peak	Sample:FC2L_008S28, Compound:4:2 FTS, RT:4.822		
11-Jan-22	14:20:52	Peak modified	Sample:FC2L_008S28, Compound:4:2 FTS, RT:4.822	3	
11-Jan-22	14:21:18	Dataset Saved	Saved to 'C:\Users\tchen\Documents\C2_MassLynx\FC2L_008-b.qld'		
11-Jan-22	14:22:33	Peak added	Sample:FC2L_008S21, Compound:6:2 FTS, RT:5.741	7	
11-Jan-22	14:22:33	Peak added	Sample:FC2L_008S21, Compound:6:2 FTS, RT:5.741	7	
11-Jan-22	14:23:07	Peak added	Sample:FC2L_008S22, Compound:6:2 FTS, RT:5.748	7	

PV by TCH, SV by BRA 14-Jan-22. see definitions on the number on 'Comment' column in case narratives

Quantify Audit Report MassLynx MassLynx V4.1 SCN909
SGS Axys Analytical Services, Ltd.

Dataset: G:\Masslynx\Inst_L\PFAS\quanfile\FC2L_008-b.qld

Last Altered: Tuesday, January 11, 2022 20:21:00 Pacific Standard Time
Printed: Friday, January 14, 2022 13:50:10 Pacific Standard Time

Date	Time	Event	Details	Comments	Signed
11-Jan-22	14:23:07	Peak added	Sample:FC2L_008S22, Compound:6:2 FTS, RT:5.748	7	
11-Jan-22	14:23:18	Peak added	Sample:FC2L_008S23, Compound:6:2 FTS, RT:5.748	7	TCH
11-Jan-22	14:23:18	Peak added	Sample:FC2L_008S23, Compound:6:2 FTS, RT:5.748	7	
11-Jan-22	14:23:31	Peak added	Sample:FC2L_008S24, Compound:6:2 FTS, RT:5.756	7	
11-Jan-22	14:23:31	Peak added	Sample:FC2L_008S24, Compound:6:2 FTS, RT:5.733	7	
11-Jan-22	14:23:50	Pre modification peak	Sample:FC2L_008S25, Compound:6:2 FTS, RT:5.741		
11-Jan-22	14:23:50	Peak modified	Sample:FC2L_008S25, Compound:6:2 FTS, RT:5.741	5	
11-Jan-22	14:23:50	Pre modification peak	Sample:FC2L_008S25, Compound:6:2 FTS, RT:5.741		
11-Jan-22	14:23:50	Peak modified	Sample:FC2L_008S25, Compound:6:2 FTS, RT:5.741	5	
11-Jan-22	14:24:16	Peak added	Sample:FC2L_008S27, Compound:6:2 FTS, RT:5.741	7	
11-Jan-22	14:24:16	Peak added	Sample:FC2L_008S27, Compound:6:2 FTS, RT:5.718	7	
11-Jan-22	14:24:34	Peak added	Sample:FC2L_008S28, Compound:6:2 FTS, RT:5.741	7	
11-Jan-22	14:24:34	Peak added	Sample:FC2L_008S28, Compound:6:2 FTS, RT:5.764	7	
11-Jan-22	14:24:49	Peak added	Sample:FC2L_008S29, Compound:6:2 FTS, RT:5.741	7	
11-Jan-22	14:24:49	Peak added	Sample:FC2L_008S29, Compound:6:2 FTS, RT:5.741	7	
11-Jan-22	14:25:08	Dataset Saved	Saved to 'C:\Users\tchen\Documents\C2_MassLynx\FC2L_008-b.qld'		
11-Jan-22	14:25:51	Pre modification peak	Sample:FC2L_008S21, Compound:8:2 FTS, RT:7.287		
11-Jan-22	14:25:51	Peak modified	Sample:FC2L_008S21, Compound:8:2 FTS, RT:7.287	1	
11-Jan-22	14:25:51	Pre modification peak	Sample:FC2L_008S21, Compound:8:2 FTS, RT:7.273		
11-Jan-22	14:25:51	Peak modified	Sample:FC2L_008S21, Compound:8:2 FTS, RT:7.273	1	
11-Jan-22	14:26:13	Pre modification peak	Sample:FC2L_008S22, Compound:8:2 FTS, RT:7.280		
11-Jan-22	14:26:13	Peak modified	Sample:FC2L_008S22, Compound:8:2 FTS, RT:7.280	2	
11-Jan-22	14:26:13	Pre modification peak	Sample:FC2L_008S22, Compound:8:2 FTS, RT:7.273		
11-Jan-22	14:26:13	Peak modified	Sample:FC2L_008S22, Compound:8:2 FTS, RT:7.273	2	
11-Jan-22	14:26:47	Pre modification peak	Sample:FC2L_008S25, Compound:8:2 FTS, RT:7.273		
11-Jan-22	14:26:47	Peak modified	Sample:FC2L_008S25, Compound:8:2 FTS, RT:7.273	5	
11-Jan-22	14:27:08	Pre modification peak	Sample:FC2L_008S28, Compound:8:2 FTS, RT:7.280		
11-Jan-22	14:27:08	Peak modified	Sample:FC2L_008S28, Compound:8:2 FTS, RT:7.280	1	
11-Jan-22	14:27:25	Dataset Saved	Saved to 'C:\Users\tchen\Documents\C2_MassLynx\FC2L_008-b.qld'		
11-Jan-22	14:28:05	Pre modification peak	Sample:FC2L_008S22, Compound:PFOSA-I, RT:8.730		
11-Jan-22	14:28:05	Peak modified	Sample:FC2L_008S22, Compound:PFOSA-I, RT:8.730	4	
11-Jan-22	14:28:20	Pre modification peak	Sample:FC2L_008S23, Compound:PFOSA-I, RT:8.730		
11-Jan-22	14:28:20	Peak modified	Sample:FC2L_008S23, Compound:PFOSA-I, RT:8.730	3	
11-Jan-22	14:28:29	Pre modification peak	Sample:FC2L_008S24, Compound:PFOSA-I, RT:8.722		
11-Jan-22	14:28:29	Peak modified	Sample:FC2L_008S24, Compound:PFOSA-I, RT:8.722	3	
11-Jan-22	14:28:39	Pre modification peak	Sample:FC2L_008S25, Compound:PFOSA-I, RT:8.730		
11-Jan-22	14:28:39	Peak modified	Sample:FC2L_008S25, Compound:PFOSA-I, RT:8.730	3	

PV by TCH, SV by BRA 14-Jan-22. see definitions on the number on 'Comment' column in case narratives

Quantify Audit Report MassLynx MassLynx V4.1 SCN909
SGS Axys Analytical Services, Ltd.

Dataset: G:\Masslynx\Inst_L\PFAS\quanfile\FC2L_008-b.qld

Last Altered: Tuesday, January 11, 2022 20:21:00 Pacific Standard Time
Printed: Friday, January 14, 2022 13:50:10 Pacific Standard Time

Date	Time	Event	Details	Comments	Signed
11-Jan-22	14:28:48	Pre modification peak	Sample:FC2L_008S27, Compound:PFOSA-I, RT:8.722		
11-Jan-22	14:28:48	Peak modified	Sample:FC2L_008S27, Compound:PFOSA-I, RT:8.722	3	TCH
11-Jan-22	14:28:59	Pre modification peak	Sample:FC2L_008S28, Compound:PFOSA-I, RT:8.730		
11-Jan-22	14:28:59	Peak modified	Sample:FC2L_008S28, Compound:PFOSA-I, RT:8.730	4	
11-Jan-22	14:29:08	Pre modification peak	Sample:FC2L_008S29, Compound:PFOSA-I, RT:8.722		
11-Jan-22	14:29:08	Peak modified	Sample:FC2L_008S29, Compound:PFOSA-I, RT:8.722	3	
11-Jan-22	14:29:25	Pre modification peak	Sample:FC2L_008S18, Compound:PFOSA-II, RT:8.581		
11-Jan-22	14:29:25	Peak modified	Sample:FC2L_008S18, Compound:PFOSA-II, RT:8.581	1	
11-Jan-22	14:29:33	Pre modification peak	Sample:FC2L_008S19, Compound:PFOSA-II, RT:8.573		
11-Jan-22	14:29:33	Peak modified	Sample:FC2L_008S19, Compound:PFOSA-II, RT:8.573	1	
11-Jan-22	14:29:40	Pre modification peak	Sample:FC2L_008S20, Compound:PFOSA-II, RT:8.573		
11-Jan-22	14:29:40	Peak modified	Sample:FC2L_008S20, Compound:PFOSA-II, RT:8.573	1	
11-Jan-22	14:29:58	Pre modification peak	Sample:FC2L_008S22, Compound:PFOSA-II, RT:8.589		
11-Jan-22	14:29:58	Peak modified	Sample:FC2L_008S22, Compound:PFOSA-II, RT:8.589	1	
11-Jan-22	14:30:10	Peak added	Sample:FC2L_008S23, Compound:PFOSA-II, RT:8.542	1	
11-Jan-22	14:30:23	Peak added	Sample:FC2L_008S24, Compound:PFOSA-II, RT:8.589	1	
11-Jan-22	14:30:33	Peak added	Sample:FC2L_008S25, Compound:PFOSA-II, RT:8.526	1	
11-Jan-22	14:30:55	Peak added	Sample:FC2L_008S27, Compound:PFOSA-II, RT:8.534	1	
11-Jan-22	14:31:06	Peak added	Sample:FC2L_008S28, Compound:PFOSA-II, RT:8.549	1	
11-Jan-22	14:31:19	Peak added	Sample:FC2L_008S29, Compound:PFOSA-II, RT:8.573	1	
11-Jan-22	14:31:30	Pre modification peak	Sample:FC2L_008S30, Compound:PFOSA-II, RT:8.581		
11-Jan-22	14:31:30	Peak modified	Sample:FC2L_008S30, Compound:PFOSA-II, RT:8.581	1	
11-Jan-22	14:31:40	Pre modification peak	Sample:FC2L_008S31, Compound:PFOSA-II, RT:8.581		
11-Jan-22	14:31:40	Peak modified	Sample:FC2L_008S31, Compound:PFOSA-II, RT:8.581	1	
11-Jan-22	14:31:53	Pre modification peak	Sample:FC2L_008S32, Compound:PFOSA, RT:8.730		
11-Jan-22	14:31:53	Peak modified	Sample:FC2L_008S32, Compound:PFOSA, RT:8.730	1	
11-Jan-22	14:32:06	Pre modification peak	Sample:FC2L_008S13, Compound:PFOSA, RT:8.722		
11-Jan-22	14:32:06	Peak modified	Sample:FC2L_008S13, Compound:PFOSA, RT:8.722	1	
11-Jan-22	14:32:16	Pre modification peak	Sample:FC2L_008S14, Compound:PFOSA, RT:8.722		
11-Jan-22	14:32:16	Peak modified	Sample:FC2L_008S14, Compound:PFOSA, RT:8.722	1	
11-Jan-22	14:32:23	Pre modification peak	Sample:FC2L_008S16, Compound:PFOSA, RT:8.722		
11-Jan-22	14:32:23	Peak modified	Sample:FC2L_008S16, Compound:PFOSA, RT:8.722	1	
11-Jan-22	14:32:38	Pre modification peak	Sample:FC2L_008S21, Compound:PFOSA, RT:8.729		
11-Jan-22	14:32:38	Peak modified	Sample:FC2L_008S21, Compound:PFOSA, RT:8.729	1	
11-Jan-22	14:32:41	Dataset Saved	Saved to 'C:\Users\tchen\Documents\C2_MassLynx\FC2L_008-b.qld'		
11-Jan-22	14:33:22	Peak added	Sample:FC2L_008S22, Compound:N-MeFOSA-I, RT:10.139	7	
11-Jan-22	14:33:22	Peak added	Sample:FC2L_008S22, Compound:N-MeFOSA-I, RT:10.144	7	

PV by TCH, SV by BRA 14-Jan-22. see definitions on the number on 'Comment' column in case narratives

Quantify Audit Report MassLynx MassLynx V4.1 SCN909
SGS Axys Analytical Services, Ltd.

Dataset: G:\Masslynx\Inst_L\PFAS\quanfile\FC2L_008-b.qld

Last Altered: Tuesday, January 11, 2022 20:21:00 Pacific Standard Time
Printed: Friday, January 14, 2022 13:50:10 Pacific Standard Time

Date	Time	Event	Details	Comments	Signed
11-Jan-22	14:34:02	Peak added	Sample:FC2L_008S27, Compound:N-MeFOSA-I, RT:10.118	7	
11-Jan-22	14:34:02	Peak added	Sample:FC2L_008S27, Compound:N-MeFOSA-I, RT:10.128	7	TCH
11-Jan-22	14:34:29	Peak added	Sample:FC2L_008S29, Compound:N-MeFOSA-I, RT:10.123	7	
11-Jan-22	14:34:29	Peak added	Sample:FC2L_008S29, Compound:N-MeFOSA-I, RT:10.128	7	
11-Jan-22	14:34:54	Pre modification peak	Sample:FC2L_008S18, Compound:N-MeFOSA-II, RT:10.005		
11-Jan-22	14:34:54	Peak modified	Sample:FC2L_008S18, Compound:N-MeFOSA-II, RT:10.005	1	
11-Jan-22	14:34:54	Pre modification peak	Sample:FC2L_008S18, Compound:N-MeFOSA-II, RT:9.951		
11-Jan-22	14:34:54	Peak modified	Sample:FC2L_008S18, Compound:N-MeFOSA-II, RT:9.951	1	
11-Jan-22	14:35:22	Pre modification peak	Sample:FC2L_008S20, Compound:N-MeFOSA-II, RT:10.005		
11-Jan-22	14:35:22	Peak modified	Sample:FC2L_008S20, Compound:N-MeFOSA-II, RT:10.005	1	
11-Jan-22	14:35:22	Pre modification peak	Sample:FC2L_008S20, Compound:N-MeFOSA-II, RT:9.946		
11-Jan-22	14:35:22	Peak modified	Sample:FC2L_008S20, Compound:N-MeFOSA-II, RT:9.946	1	
11-Jan-22	14:36:00	Peak added	Sample:FC2L_008S22, Compound:N-MeFOSA-II, RT:9.994	7	
11-Jan-22	14:36:00	Peak added	Sample:FC2L_008S22, Compound:N-MeFOSA-II, RT:9.994	7	
11-Jan-22	14:36:19	Peak added	Sample:FC2L_008S23, Compound:N-MeFOSA-II, RT:9.994	7	
11-Jan-22	14:36:19	Peak added	Sample:FC2L_008S23, Compound:N-MeFOSA-II, RT:9.994	7	
11-Jan-22	14:36:40	Pre modification peak	Sample:FC2L_008S24, Compound:N-MeFOSA-II, RT:10.005		
11-Jan-22	14:36:40	Peak modified	Sample:FC2L_008S24, Compound:N-MeFOSA-II, RT:10.005	1	
11-Jan-22	14:36:40	Peak added	Sample:FC2L_008S24, Compound:N-MeFOSA-II, RT:9.994	1	
11-Jan-22	14:36:58	Peak added	Sample:FC2L_008S25, Compound:N-MeFOSA-II, RT:9.962	7	
11-Jan-22	14:36:58	Peak added	Sample:FC2L_008S25, Compound:N-MeFOSA-II, RT:9.989	7	
11-Jan-22	14:37:16	Peak added	Sample:FC2L_008S27, Compound:N-MeFOSA-II, RT:9.999	7	
11-Jan-22	14:37:16	Peak added	Sample:FC2L_008S27, Compound:N-MeFOSA-II, RT:9.983	7	
11-Jan-22	14:37:46	Pre modification peak	Sample:FC2L_008S28, Compound:N-MeFOSA-II, RT:10.021		
11-Jan-22	14:37:46	Peak modified	Sample:FC2L_008S28, Compound:N-MeFOSA-II, RT:10.021	1	
11-Jan-22	14:37:46	Pre modification peak	Sample:FC2L_008S28, Compound:N-MeFOSA-II, RT:10.032		
11-Jan-22	14:37:46	Peak modified	Sample:FC2L_008S28, Compound:N-MeFOSA-II, RT:10.032	1	
11-Jan-22	14:38:01	Peak added	Sample:FC2L_008S29, Compound:N-MeFOSA-II, RT:10.010	1	
11-Jan-22	14:38:01	Pre modification peak	Sample:FC2L_008S29, Compound:N-MeFOSA-II, RT:9.999		
11-Jan-22	14:38:01	Peak modified	Sample:FC2L_008S29, Compound:N-MeFOSA-II, RT:9.999	1	
11-Jan-22	14:39:45	Pre modification peak	Sample:FC2L_008S30, Compound:N-MeFOSA-II, RT:10.005		
11-Jan-22	14:39:45	Peak modified	Sample:FC2L_008S30, Compound:N-MeFOSA-II, RT:10.005	1	
11-Jan-22	14:39:45	Pre modification peak	Sample:FC2L_008S30, Compound:N-MeFOSA-II, RT:9.951		
11-Jan-22	14:39:45	Peak modified	Sample:FC2L_008S30, Compound:N-MeFOSA-II, RT:9.951	1	
11-Jan-22	14:41:02	Pre modification peak	Sample:FC2L_008S31, Compound:N-MeFOSA-II, RT:9.999		
11-Jan-22	14:41:02	Peak modified	Sample:FC2L_008S31, Compound:N-MeFOSA-II, RT:9.999	1	
11-Jan-22	14:41:02	Pre modification peak	Sample:FC2L_008S31, Compound:N-MeFOSA-II, RT:9.940		

PV by TCH, SV by BRA 14-Jan-22. see definitions on the number on 'Comment' column in case narratives

Quantify Audit Report MassLynx MassLynx V4.1 SCN909
SGS Axys Analytical Services, Ltd.

Dataset: G:\Masslynx\Inst_L\PFAS\quanfile\FC2L_008-b.qld

Last Altered: Tuesday, January 11, 2022 20:21:00 Pacific Standard Time
Printed: Friday, January 14, 2022 13:50:10 Pacific Standard Time

Date	Time	Event	Details	Comments	Signed
11-Jan-22	14:41:02	Peak modified	Sample:FC2L_008S31, Compound:N-MeFOSA-II, RT:9.940	1	
11-Jan-22	14:41:24	Pre modification peak	Sample:FC2L_008S32, Compound:N-MeFOSA, RT:10.128		TCH
11-Jan-22	14:41:24	Peak modified	Sample:FC2L_008S32, Compound:N-MeFOSA, RT:10.128	1	
11-Jan-22	14:41:24	Pre modification peak	Sample:FC2L_008S32, Compound:N-MeFOSA, RT:10.123		
11-Jan-22	14:41:24	Peak modified	Sample:FC2L_008S32, Compound:N-MeFOSA, RT:10.123	1	
11-Jan-22	14:41:46	Pre modification peak	Sample:FC2L_008S13, Compound:N-MeFOSA, RT:10.123		
11-Jan-22	14:41:46	Peak modified	Sample:FC2L_008S13, Compound:N-MeFOSA, RT:10.123	1	
11-Jan-22	14:41:46	Pre modification peak	Sample:FC2L_008S13, Compound:N-MeFOSA, RT:10.117		
11-Jan-22	14:41:46	Peak modified	Sample:FC2L_008S13, Compound:N-MeFOSA, RT:10.117	1	
11-Jan-22	14:42:10	Pre modification peak	Sample:FC2L_008S14, Compound:N-MeFOSA, RT:10.123		
11-Jan-22	14:42:10	Peak modified	Sample:FC2L_008S14, Compound:N-MeFOSA, RT:10.123	1	
11-Jan-22	14:42:10	Pre modification peak	Sample:FC2L_008S14, Compound:N-MeFOSA, RT:10.117		
11-Jan-22	14:42:10	Peak modified	Sample:FC2L_008S14, Compound:N-MeFOSA, RT:10.117	1	
11-Jan-22	14:42:32	Pre modification peak	Sample:FC2L_008S16, Compound:N-MeFOSA, RT:10.123		
11-Jan-22	14:42:32	Peak modified	Sample:FC2L_008S16, Compound:N-MeFOSA, RT:10.123	1	
11-Jan-22	14:42:32	Pre modification peak	Sample:FC2L_008S16, Compound:N-MeFOSA, RT:10.117		
11-Jan-22	14:42:32	Peak modified	Sample:FC2L_008S16, Compound:N-MeFOSA, RT:10.117	1	
11-Jan-22	14:43:02	Pre modification peak	Sample:FC2L_008S21, Compound:N-MeFOSA, RT:9.999		
11-Jan-22	14:43:02	Peak modified	Sample:FC2L_008S21, Compound:N-MeFOSA, RT:9.999	1	
11-Jan-22	14:43:02	Pre modification peak	Sample:FC2L_008S21, Compound:N-MeFOSA, RT:9.989		
11-Jan-22	14:43:02	Peak modified	Sample:FC2L_008S21, Compound:N-MeFOSA, RT:9.989	1	
11-Jan-22	14:43:04	Dataset Saved	Saved to 'C:\Users\tchen\Documents\C2_MassLynx\FC2L_008-b.qld'		
11-Jan-22	14:43:34	Pre modification peak	Sample:FC2L_008S19, Compound:N-EtFOSA-I, RT:10.413		
11-Jan-22	14:43:34	Peak modified	Sample:FC2L_008S19, Compound:N-EtFOSA-I, RT:10.413	5	
11-Jan-22	14:43:59	Pre modification peak	Sample:FC2L_008S22, Compound:D5-N-EtFOSA, RT:10.402		
11-Jan-22	14:43:59	Peak modified	Sample:FC2L_008S22, Compound:D5-N-EtFOSA, RT:10.402	3	
11-Jan-22	14:43:59	Pre modification peak	Sample:FC2L_008S22, Compound:N-EtFOSA-I, RT:10.402		
11-Jan-22	14:43:59	Peak modified	Sample:FC2L_008S22, Compound:N-EtFOSA-I, RT:10.402	3	
11-Jan-22	14:43:59	Pre modification peak	Sample:FC2L_008S22, Compound:N-EtFOSA-I, RT:10.413		
11-Jan-22	14:43:59	Peak modified	Sample:FC2L_008S22, Compound:N-EtFOSA-I, RT:10.413	3	
11-Jan-22	14:44:22	Pre modification peak	Sample:FC2L_008S24, Compound:N-EtFOSA-I, RT:10.423		
11-Jan-22	14:44:22	Peak modified	Sample:FC2L_008S24, Compound:N-EtFOSA-I, RT:10.423	3	
11-Jan-22	14:44:40	Pre modification peak	Sample:FC2L_008S25, Compound:N-EtFOSA-I, RT:10.418		
11-Jan-22	14:44:40	Peak modified	Sample:FC2L_008S25, Compound:N-EtFOSA-I, RT:10.418	5	
11-Jan-22	14:44:40	Pre modification peak	Sample:FC2L_008S25, Compound:N-EtFOSA-I, RT:10.407		
11-Jan-22	14:44:40	Peak modified	Sample:FC2L_008S25, Compound:N-EtFOSA-I, RT:10.407	5	
11-Jan-22	14:45:09	Pre modification peak	Sample:FC2L_008S27, Compound:N-EtFOSA-I, RT:10.418		

PV by TCH, SV by BRA 14-Jan-22. see definitions on the number on 'Comment' column in case narratives

Quantify Audit Report MassLynx MassLynx V4.1 SCN909
SGS Axys Analytical Services, Ltd.

Dataset: G:\Masslynx\Inst_L\PFAS\quanfile\FC2L_008-b.qld

Last Altered: Tuesday, January 11, 2022 20:21:00 Pacific Standard Time
Printed: Friday, January 14, 2022 13:50:10 Pacific Standard Time

Date	Time	Event	Details	Comments	Signed
11-Jan-22	14:45:09	Peak modified	Sample:FC2L_008S27, Compound:N-EtFOSA-I, RT:10.418	2	
11-Jan-22	14:45:09	Pre modification peak	Sample:FC2L_008S27, Compound:N-EtFOSA-I, RT:10.407		TCH
11-Jan-22	14:45:09	Peak modified	Sample:FC2L_008S27, Compound:N-EtFOSA-I, RT:10.407	2	
11-Jan-22	14:45:33	Pre modification peak	Sample:FC2L_008S28, Compound:N-EtFOSA-I, RT:10.413		
11-Jan-22	14:45:33	Peak modified	Sample:FC2L_008S28, Compound:N-EtFOSA-I, RT:10.413	5	
11-Jan-22	14:45:33	Pre modification peak	Sample:FC2L_008S28, Compound:N-EtFOSA-I, RT:10.418		
11-Jan-22	14:45:33	Peak modified	Sample:FC2L_008S28, Compound:N-EtFOSA-I, RT:10.418	5	
11-Jan-22	14:45:57	Peak added	Sample:FC2L_008S29, Compound:N-EtFOSA-I, RT:10.407	7	
11-Jan-22	14:45:57	Peak added	Sample:FC2L_008S29, Compound:N-EtFOSA-I, RT:10.413	7	
11-Jan-22	14:46:32	Pre modification peak	Sample:FC2L_008S18, Compound:N-EtFOSA-II, RT:10.305		
11-Jan-22	14:46:32	Peak modified	Sample:FC2L_008S18, Compound:N-EtFOSA-II, RT:10.305	1	
11-Jan-22	14:46:32	Pre modification peak	Sample:FC2L_008S18, Compound:N-EtFOSA-II, RT:10.262		
11-Jan-22	14:46:32	Peak modified	Sample:FC2L_008S18, Compound:N-EtFOSA-II, RT:10.262	1	
11-Jan-22	14:46:56	Peak modified	Sample:FC2L_008S19, Compound:N-EtFOSA-II, RT:10.268	6	
11-Jan-22	14:47:15	Peak modified	Sample:FC2L_008S19, Compound:N-EtFOSA-II, RT:10.268	6	
11-Jan-22	14:47:39	Pre modification peak	Sample:FC2L_008S20, Compound:N-EtFOSA-II, RT:10.305		
11-Jan-22	14:47:39	Peak modified	Sample:FC2L_008S20, Compound:N-EtFOSA-II, RT:10.305	1	
11-Jan-22	14:47:39	Pre modification peak	Sample:FC2L_008S20, Compound:N-EtFOSA-II, RT:10.257		
11-Jan-22	14:47:39	Peak modified	Sample:FC2L_008S20, Compound:N-EtFOSA-II, RT:10.257	1	
11-Jan-22	14:47:54	Pre modification peak	Sample:FC2L_008S22, Compound:N-EtFOSA-II, RT:10.278		
11-Jan-22	14:47:54	Peak modified	Sample:FC2L_008S22, Compound:N-EtFOSA-II, RT:10.278	3	
11-Jan-22	14:47:54	Pre modification peak	Sample:FC2L_008S22, Compound:N-EtFOSA-II, RT:10.295		
11-Jan-22	14:47:54	Peak modified	Sample:FC2L_008S22, Compound:N-EtFOSA-II, RT:10.295	3	
11-Jan-22	14:48:19	Pre modification peak	Sample:FC2L_008S23, Compound:N-EtFOSA-II, RT:10.305		
11-Jan-22	14:48:19	Peak modified	Sample:FC2L_008S23, Compound:N-EtFOSA-II, RT:10.305	1	
11-Jan-22	14:48:19	Pre modification peak	Sample:FC2L_008S23, Compound:N-EtFOSA-II, RT:10.289		
11-Jan-22	14:48:19	Peak modified	Sample:FC2L_008S23, Compound:N-EtFOSA-II, RT:10.289	1	
11-Jan-22	14:48:37	Pre modification peak	Sample:FC2L_008S24, Compound:N-EtFOSA-II, RT:10.289		
11-Jan-22	14:48:37	Peak modified	Sample:FC2L_008S24, Compound:N-EtFOSA-II, RT:10.289	1	
11-Jan-22	14:48:37	Pre modification peak	Sample:FC2L_008S24, Compound:N-EtFOSA-II, RT:10.252		
11-Jan-22	14:48:37	Peak modified	Sample:FC2L_008S24, Compound:N-EtFOSA-II, RT:10.252	1	
11-Jan-22	14:49:01	Pre modification peak	Sample:FC2L_008S25, Compound:N-EtFOSA-II, RT:10.305		
11-Jan-22	14:49:01	Peak modified	Sample:FC2L_008S25, Compound:N-EtFOSA-II, RT:10.305	1	
11-Jan-22	14:49:01	Pre modification peak	Sample:FC2L_008S25, Compound:N-EtFOSA-II, RT:10.284		
11-Jan-22	14:49:01	Peak modified	Sample:FC2L_008S25, Compound:N-EtFOSA-II, RT:10.284	1	
11-Jan-22	14:49:18	Pre modification peak	Sample:FC2L_008S28, Compound:N-EtFOSA-II, RT:10.289		
11-Jan-22	14:49:18	Peak modified	Sample:FC2L_008S28, Compound:N-EtFOSA-II, RT:10.289	1	

PV by TCH, SV by BRA 14-Jan-22. see definitions on the number on 'Comment' column in case narratives

Quantify Audit Report MassLynx MassLynx V4.1 SCN909
SGS Axys Analytical Services, Ltd.

Dataset: G:\Masslynx\Inst_L\PFAS\quanfile\FC2L_008-b.qld

Last Altered: Tuesday, January 11, 2022 20:21:00 Pacific Standard Time
Printed: Friday, January 14, 2022 13:50:10 Pacific Standard Time

Date	Time	Event	Details	Comments	Signed
11-Jan-22	14:49:18	Pre modification peak	Sample:FC2L_008S28, Compound:N-EtFOSA-II, RT:10.305		
11-Jan-22	14:49:18	Peak modified	Sample:FC2L_008S28, Compound:N-EtFOSA-II, RT:10.305	1	TCH
11-Jan-22	14:49:32	Pre modification peak	Sample:FC2L_008S29, Compound:N-EtFOSA-II, RT:10.300		
11-Jan-22	14:49:32	Peak modified	Sample:FC2L_008S29, Compound:N-EtFOSA-II, RT:10.300	1	
11-Jan-22	14:49:32	Pre modification peak	Sample:FC2L_008S29, Compound:N-EtFOSA-II, RT:10.300		
11-Jan-22	14:49:32	Peak modified	Sample:FC2L_008S29, Compound:N-EtFOSA-II, RT:10.300	1	
11-Jan-22	14:49:50	Pre modification peak	Sample:FC2L_008S30, Compound:N-EtFOSA-II, RT:10.305		
11-Jan-22	14:49:50	Peak modified	Sample:FC2L_008S30, Compound:N-EtFOSA-II, RT:10.305	1	
11-Jan-22	14:49:50	Pre modification peak	Sample:FC2L_008S30, Compound:N-EtFOSA-II, RT:10.262		
11-Jan-22	14:49:50	Peak modified	Sample:FC2L_008S30, Compound:N-EtFOSA-II, RT:10.262	1	
11-Jan-22	14:50:05	Pre modification peak	Sample:FC2L_008S31, Compound:N-EtFOSA-II, RT:10.300		
11-Jan-22	14:50:05	Peak modified	Sample:FC2L_008S31, Compound:N-EtFOSA-II, RT:10.300	1	
11-Jan-22	14:50:05	Pre modification peak	Sample:FC2L_008S31, Compound:N-EtFOSA-II, RT:10.262		
11-Jan-22	14:50:05	Peak modified	Sample:FC2L_008S31, Compound:N-EtFOSA-II, RT:10.262	1	
11-Jan-22	14:50:20	Pre modification peak	Sample:FC2L_008S32, Compound:N-EtFOSA, RT:10.413		
11-Jan-22	14:50:20	Peak modified	Sample:FC2L_008S32, Compound:N-EtFOSA, RT:10.413	1	
11-Jan-22	14:50:20	Pre modification peak	Sample:FC2L_008S32, Compound:N-EtFOSA, RT:10.413		
11-Jan-22	14:50:20	Peak modified	Sample:FC2L_008S32, Compound:N-EtFOSA, RT:10.413	1	
11-Jan-22	14:50:37	Pre modification peak	Sample:FC2L_008S13, Compound:N-EtFOSA, RT:10.407		
11-Jan-22	14:50:37	Peak modified	Sample:FC2L_008S13, Compound:N-EtFOSA, RT:10.407	1	
11-Jan-22	14:50:37	Pre modification peak	Sample:FC2L_008S13, Compound:N-EtFOSA, RT:10.413		
11-Jan-22	14:50:37	Peak modified	Sample:FC2L_008S13, Compound:N-EtFOSA, RT:10.413	1	
11-Jan-22	14:50:57	Pre modification peak	Sample:FC2L_008S14, Compound:N-EtFOSA, RT:10.407		
11-Jan-22	14:50:57	Peak modified	Sample:FC2L_008S14, Compound:N-EtFOSA, RT:10.407	1	
11-Jan-22	14:50:57	Pre modification peak	Sample:FC2L_008S14, Compound:N-EtFOSA, RT:10.407		
11-Jan-22	14:50:57	Peak modified	Sample:FC2L_008S14, Compound:N-EtFOSA, RT:10.407	1	
11-Jan-22	14:51:17	Pre modification peak	Sample:FC2L_008S16, Compound:N-EtFOSA, RT:10.407		
11-Jan-22	14:51:17	Peak modified	Sample:FC2L_008S16, Compound:N-EtFOSA, RT:10.407	1	
11-Jan-22	14:51:17	Pre modification peak	Sample:FC2L_008S16, Compound:N-EtFOSA, RT:10.413		
11-Jan-22	14:51:17	Peak modified	Sample:FC2L_008S16, Compound:N-EtFOSA, RT:10.413	1	
11-Jan-22	14:51:39	Pre modification peak	Sample:FC2L_008S21, Compound:N-EtFOSA, RT:10.284		
11-Jan-22	14:51:39	Peak modified	Sample:FC2L_008S21, Compound:N-EtFOSA, RT:10.284	1	
11-Jan-22	14:51:39	Pre modification peak	Sample:FC2L_008S21, Compound:N-EtFOSA, RT:10.294		
11-Jan-22	14:51:39	Peak modified	Sample:FC2L_008S21, Compound:N-EtFOSA, RT:10.294	1	
11-Jan-22	14:51:44	Dataset Saved	Saved to 'C:\Users\tchen\Documents\C2_MassLynx\FC2L_008-b.qld'		
11-Jan-22	14:52:38	Pre modification peak	Sample:FC2L_008S19, Compound:MeFOSAA-I, RT:7.530		
11-Jan-22	14:52:38	Peak modified	Sample:FC2L_008S19, Compound:MeFOSAA-I, RT:7.530	5	

PV by TCH, SV by BRA 14-Jan-22. see definitions on the number on 'Comment' column in case narratives

Quantify Audit Report MassLynx MassLynx V4.1 SCN909
SGS Axys Analytical Services, Ltd.

Dataset: G:\Masslynx\Inst_L\PFAS\quanfile\FC2L_008-b.qld

Last Altered: Tuesday, January 11, 2022 20:21:00 Pacific Standard Time
Printed: Friday, January 14, 2022 13:50:10 Pacific Standard Time

Date	Time	Event	Details	Comments	Signed
11-Jan-22	14:52:47	Pre modification peak	Sample:FC2L_008S20, Compound:MeFOSAA-I, RT:7.538		
11-Jan-22	14:52:47	Peak modified	Sample:FC2L_008S20, Compound:MeFOSAA-I, RT:7.538	3	TCH
11-Jan-22	14:53:11	Pre modification peak	Sample:FC2L_008S25, Compound:MeFOSAA-I, RT:7.538		
11-Jan-22	14:53:11	Peak modified	Sample:FC2L_008S25, Compound:MeFOSAA-I, RT:7.538	3	
11-Jan-22	14:53:49	Peak added	Sample:FC2L_008S29, Compound:MeFOSAA-I, RT:7.546	7	
11-Jan-22	14:53:49	Peak added	Sample:FC2L_008S29, Compound:MeFOSAA-I, RT:7.530	7	
11-Jan-22	14:54:27	Peak added	Sample:FC2L_008S28, Compound:MeFOSAA-II, RT:7.419	7	
11-Jan-22	14:54:27	Peak added	Sample:FC2L_008S28, Compound:MeFOSAA-II, RT:7.411	7	
11-Jan-22	14:54:54	Pre modification peak	Sample:FC2L_008S18, Compound:MeFOSAA-III, RT:7.372		
11-Jan-22	14:54:54	Peak modified	Sample:FC2L_008S18, Compound:MeFOSAA-III, RT:7.372	1	
11-Jan-22	14:54:54	Pre modification peak	Sample:FC2L_008S18, Compound:MeFOSAA-III, RT:7.348		
11-Jan-22	14:54:54	Peak modified	Sample:FC2L_008S18, Compound:MeFOSAA-III, RT:7.348	1	
11-Jan-22	14:55:25	Peak added	Sample:FC2L_008S22, Compound:MeFOSAA-III, RT:7.372	7	
11-Jan-22	14:55:25	Peak added	Sample:FC2L_008S22, Compound:MeFOSAA-III, RT:7.356	7	
11-Jan-22	14:55:46	Peak added	Sample:FC2L_008S28, Compound:MeFOSAA-III, RT:7.316	7	
11-Jan-22	14:55:46	Peak added	Sample:FC2L_008S28, Compound:MeFOSAA-III, RT:7.340	7	
11-Jan-22	14:56:08	Pre modification peak	Sample:FC2L_008S30, Compound:MeFOSAA-III, RT:7.332		
11-Jan-22	14:56:08	Peak modified	Sample:FC2L_008S30, Compound:MeFOSAA-III, RT:7.332	6	
11-Jan-22	14:56:55	Method modified		10. Update method RRT for MeFOSAA-III	
11-Jan-22	14:57:28	Process Quantify			
11-Jan-22	14:57:29	Dataset Saved	Saved to 'C:\Users\tchen\Documents\C2_MassLynx\FC2L_008-b.qld'		
11-Jan-22	14:57:51	Pre modification peak	Sample:FC2L_008S30, Compound:MeFOSAA-III, RT:7.332		
11-Jan-22	14:57:51	Peak modified	Sample:FC2L_008S30, Compound:MeFOSAA-III, RT:7.332	6	
11-Jan-22	14:58:13	Pre modification peak	Sample:FC2L_008S32, Compound:MeFOSAA, RT:7.538		
11-Jan-22	14:58:13	Peak modified	Sample:FC2L_008S32, Compound:MeFOSAA, RT:7.538	1	
11-Jan-22	14:58:13	Pre modification peak	Sample:FC2L_008S32, Compound:MeFOSAA, RT:7.538		
11-Jan-22	14:58:13	Peak modified	Sample:FC2L_008S32, Compound:MeFOSAA, RT:7.538	1	
11-Jan-22	14:58:35	Pre modification peak	Sample:FC2L_008S13, Compound:MeFOSAA, RT:7.530		
11-Jan-22	14:58:35	Peak modified	Sample:FC2L_008S13, Compound:MeFOSAA, RT:7.530	5	
11-Jan-22	14:58:35	Pre modification peak	Sample:FC2L_008S13, Compound:MeFOSAA, RT:7.530		
11-Jan-22	14:58:35	Peak modified	Sample:FC2L_008S13, Compound:MeFOSAA, RT:7.530	5	
11-Jan-22	14:58:54	Pre modification peak	Sample:FC2L_008S14, Compound:MeFOSAA, RT:7.538		
11-Jan-22	14:58:54	Peak modified	Sample:FC2L_008S14, Compound:MeFOSAA, RT:7.538	1	
11-Jan-22	14:58:54	Pre modification peak	Sample:FC2L_008S14, Compound:MeFOSAA, RT:7.538		
11-Jan-22	14:58:54	Peak modified	Sample:FC2L_008S14, Compound:MeFOSAA, RT:7.538	1	
11-Jan-22	14:59:09	Pre modification peak	Sample:FC2L_008S16, Compound:MeFOSAA, RT:7.530		
11-Jan-22	14:59:09	Peak modified	Sample:FC2L_008S16, Compound:MeFOSAA, RT:7.530	1	

PV by TCH, SV by BRA 14-Jan-22. see definitions on the number on 'Comment' column in case narratives

Quantify Audit Report MassLynx MassLynx V4.1 SCN909
SGS Axys Analytical Services, Ltd.

Dataset: G:\Masslynx\Inst_L\PFAS\quanfile\FC2L_008-b.qld

Last Altered: Tuesday, January 11, 2022 20:21:00 Pacific Standard Time
Printed: Friday, January 14, 2022 13:50:10 Pacific Standard Time

Date	Time	Event	Details	Comments	Signed
11-Jan-22	14:59:09	Pre modification peak	Sample:FC2L_008S16, Compound:MeFOSAA, RT:7.530		
11-Jan-22	14:59:09	Peak modified	Sample:FC2L_008S16, Compound:MeFOSAA, RT:7.530	1	TCH
11-Jan-22	14:59:38	Pre modification peak	Sample:FC2L_008S21, Compound:MeFOSAA, RT:7.554		
11-Jan-22	14:59:38	Peak modified	Sample:FC2L_008S21, Compound:MeFOSAA, RT:7.554	1	
11-Jan-22	14:59:38	Pre modification peak	Sample:FC2L_008S21, Compound:MeFOSAA, RT:7.546		
11-Jan-22	14:59:38	Peak modified	Sample:FC2L_008S21, Compound:MeFOSAA, RT:7.546	1	
11-Jan-22	14:59:40	Dataset Saved	Saved to 'C:\Users\tchen\Documents\C2_MassLynx\FC2L_008-b.qld'		
11-Jan-22	15:00:23	Peak added	Sample:FC2L_008S22, Compound:EtFOSAA-I, RT:7.685	7	
11-Jan-22	15:00:23	Peak added	Sample:FC2L_008S22, Compound:EtFOSAA-I, RT:7.671	7	
11-Jan-22	15:01:30	Pre modification peak	Sample:FC2L_008S20, Compound:EtFOSAA-II, RT:7.588		
11-Jan-22	15:01:30	Peak modified	Sample:FC2L_008S20, Compound:EtFOSAA-II, RT:7.588	6	
11-Jan-22	15:01:54	Peak added	Sample:FC2L_008S24, Compound:EtFOSAA-II, RT:7.604	7	
11-Jan-22	15:01:54	Peak added	Sample:FC2L_008S24, Compound:EtFOSAA-II, RT:7.604	7	
11-Jan-22	15:02:18	Peak added	Sample:FC2L_008S27, Compound:EtFOSAA-II, RT:7.580	7	
11-Jan-22	15:02:18	Peak added	Sample:FC2L_008S27, Compound:EtFOSAA-II, RT:7.588	7	
11-Jan-22	15:02:43	Pre modification peak	Sample:FC2L_008S30, Compound:EtFOSAA-II, RT:7.588		
11-Jan-22	15:02:43	Peak modified	Sample:FC2L_008S30, Compound:EtFOSAA-II, RT:7.588	6	
11-Jan-22	15:02:55	Pre modification peak	Sample:FC2L_008S31, Compound:EtFOSAA-II, RT:7.596		
11-Jan-22	15:02:55	Peak modified	Sample:FC2L_008S31, Compound:EtFOSAA-II, RT:7.596	6	
11-Jan-22	15:03:01	Dataset Saved	Saved to 'C:\Users\tchen\Documents\C2_MassLynx\FC2L_008-b.qld'		
11-Jan-22	15:07:02	Method modified		10. Update method RRT for EtFOSAA-III,	
11-Jan-22	15:07:25	Process Quantify			
11-Jan-22	15:08:06	Peak added	Sample:FC2L_008S20, Compound:EtFOSAA-III, RT:7.556	7	
11-Jan-22	15:08:06	Peak added	Sample:FC2L_008S20, Compound:EtFOSAA-III, RT:7.532	7	
11-Jan-22	15:08:54	Peak added	Sample:FC2L_008S25, Compound:EtFOSAA-III, RT:7.508	7	
11-Jan-22	15:08:54	Peak added	Sample:FC2L_008S25, Compound:EtFOSAA-III, RT:7.508	7	
11-Jan-22	15:09:21	Pre modification peak	Sample:FC2L_008S30, Compound:EtFOSAA-III, RT:7.548		
11-Jan-22	15:09:21	Peak modified	Sample:FC2L_008S30, Compound:EtFOSAA-III, RT:7.548	6	
11-Jan-22	15:09:48	Peak added	Sample:FC2L_008S31, Compound:EtFOSAA-III, RT:7.524	7	
11-Jan-22	15:09:48	Peak added	Sample:FC2L_008S31, Compound:EtFOSAA-III, RT:7.556	7	
11-Jan-22	15:10:09	Peak modified	Sample:FC2L_008S31, Compound:EtFOSAA-III, RT:7.556	3	
11-Jan-22	15:10:26	Pre modification peak	Sample:FC2L_008S32, Compound:EtFOSAA, RT:7.685		
11-Jan-22	15:10:26	Peak modified	Sample:FC2L_008S32, Compound:EtFOSAA, RT:7.685	1	
11-Jan-22	15:10:26	Pre modification peak	Sample:FC2L_008S32, Compound:EtFOSAA, RT:7.685		
11-Jan-22	15:10:26	Peak modified	Sample:FC2L_008S32, Compound:EtFOSAA, RT:7.685	1	
11-Jan-22	15:10:40	Pre modification peak	Sample:FC2L_008S13, Compound:EtFOSAA, RT:7.685		
11-Jan-22	15:10:40	Peak modified	Sample:FC2L_008S13, Compound:EtFOSAA, RT:7.685	1	

PV by TCH, SV by BRA 14-Jan-22. see definitions on the number on 'Comment' column in case narratives

Quantify Audit Report MassLynx MassLynx V4.1 SCN909
SGS Axys Analytical Services, Ltd.

Dataset: G:\Masslynx\Inst_L\PFAS\quanfile\FC2L_008-b.qld

Last Altered: Tuesday, January 11, 2022 20:21:00 Pacific Standard Time
Printed: Friday, January 14, 2022 13:50:10 Pacific Standard Time

Date	Time	Event	Details	Comments	Signed
11-Jan-22	15:10:40	Pre modification peak	Sample:FC2L_008S13, Compound:EtFOSAA, RT:7.692		
11-Jan-22	15:10:40	Peak modified	Sample:FC2L_008S13, Compound:EtFOSAA, RT:7.692	1	TCH
11-Jan-22	15:10:52	Pre modification peak	Sample:FC2L_008S16, Compound:EtFOSAA, RT:7.685		
11-Jan-22	15:10:52	Peak modified	Sample:FC2L_008S16, Compound:EtFOSAA, RT:7.685	1	
11-Jan-22	15:10:52	Pre modification peak	Sample:FC2L_008S16, Compound:EtFOSAA, RT:7.685		
11-Jan-22	15:10:52	Peak modified	Sample:FC2L_008S16, Compound:EtFOSAA, RT:7.685	1	
11-Jan-22	15:11:11	Peak added	Sample:FC2L_008S21, Compound:EtFOSAA, RT:7.708	7	
11-Jan-22	15:11:11	Peak added	Sample:FC2L_008S21, Compound:EtFOSAA, RT:7.716	7	
11-Jan-22	15:11:15	Dataset Saved	Saved to 'C:\Users\tchen\Documents\C2_MassLynx\FC2L_008-b.qld'		
11-Jan-22	15:11:39	Pre modification peak	Sample:FC2L_008S22, Compound:N-MeFOSE-I, RT:10.010		
11-Jan-22	15:11:39	Peak modified	Sample:FC2L_008S22, Compound:N-MeFOSE-I, RT:10.010	3	
11-Jan-22	15:11:49	Peak added	Sample:FC2L_008S23, Compound:N-MeFOSE-I, RT:10.015	7	
11-Jan-22	15:12:00	Peak added	Sample:FC2L_008S24, Compound:N-MeFOSE-I, RT:10.005	7	
11-Jan-22	15:12:10	Peak added	Sample:FC2L_008S25, Compound:N-MeFOSE-I, RT:9.999	7	
11-Jan-22	15:12:23	Pre modification peak	Sample:FC2L_008S25, Compound:D7-N-MeFOSE, RT:9.989		
11-Jan-22	15:12:23	Peak modified	Sample:FC2L_008S25, Compound:D7-N-MeFOSE, RT:9.989	3	
11-Jan-22	15:12:35	Peak added	Sample:FC2L_008S27, Compound:N-MeFOSE-I, RT:10.005	7	
11-Jan-22	15:12:45	Peak added	Sample:FC2L_008S28, Compound:N-MeFOSE-I, RT:10.016	7	
11-Jan-22	15:12:55	Peak added	Sample:FC2L_008S29, Compound:N-MeFOSE-I, RT:10.010	7	
11-Jan-22	15:13:15	Peak added	Sample:FC2L_008S22, Compound:N-MeFOSE-II, RT:9.908	7	
11-Jan-22	15:13:58	Peak added	Sample:FC2L_008S25, Compound:N-MeFOSE-III, RT:9.799	7	
11-Jan-22	15:14:18	Pre modification peak	Sample:FC2L_008S32, Compound:N-MeFOSE, RT:10.010		
11-Jan-22	15:14:18	Peak modified	Sample:FC2L_008S32, Compound:N-MeFOSE, RT:10.010	1	
11-Jan-22	15:14:31	Pre modification peak	Sample:FC2L_008S13, Compound:N-MeFOSE, RT:10.010		
11-Jan-22	15:14:31	Peak modified	Sample:FC2L_008S13, Compound:N-MeFOSE, RT:10.010	1	
11-Jan-22	15:14:46	Peak modified	Sample:FC2L_008S13, Compound:N-MeFOSE, RT:10.010	3	
11-Jan-22	15:14:57	Pre modification peak	Sample:FC2L_008S14, Compound:N-MeFOSE, RT:10.005		
11-Jan-22	15:14:57	Peak modified	Sample:FC2L_008S14, Compound:N-MeFOSE, RT:10.005	1	
11-Jan-22	15:15:08	Pre modification peak	Sample:FC2L_008S16, Compound:N-MeFOSE, RT:10.005		
11-Jan-22	15:15:08	Peak modified	Sample:FC2L_008S16, Compound:N-MeFOSE, RT:10.005	1	
11-Jan-22	15:15:22	Pre modification peak	Sample:FC2L_008S21, Compound:N-MeFOSE, RT:10.010		
11-Jan-22	15:15:22	Peak modified	Sample:FC2L_008S21, Compound:N-MeFOSE, RT:10.010	3	
11-Jan-22	15:15:26	Dataset Saved	Saved to 'C:\Users\tchen\Documents\C2_MassLynx\FC2L_008-b.qld'		
11-Jan-22	15:15:52	Pre modification peak	Sample:FC2L_008S22, Compound:N-EtFOSE-I, RT:10.300		
11-Jan-22	15:15:52	Peak modified	Sample:FC2L_008S22, Compound:N-EtFOSE-I, RT:10.300	3	
11-Jan-22	15:16:01	Pre modification peak	Sample:FC2L_008S23, Compound:N-EtFOSE-I, RT:10.300		
11-Jan-22	15:16:01	Peak modified	Sample:FC2L_008S23, Compound:N-EtFOSE-I, RT:10.300	3	

PV by TCH, SV by BRA 14-Jan-22. see definitions on the number on 'Comment' column in case narratives

Quantify Audit Report MassLynx MassLynx V4.1 SCN909
SGS Axys Analytical Services, Ltd.

Dataset: G:\Masslynx\Inst_L\PFAS\quanfile\FC2L_008-b.qld

Last Altered: Tuesday, January 11, 2022 20:21:00 Pacific Standard Time
Printed: Friday, January 14, 2022 13:50:10 Pacific Standard Time

Date	Time	Event	Details	Comments	Signed
11-Jan-22	15:16:08	Pre modification peak	Sample:FC2L_008S24, Compound:N-EtFOSE-I, RT:10.300		
11-Jan-22	15:16:08	Peak modified	Sample:FC2L_008S24, Compound:N-EtFOSE-I, RT:10.300	3	TCH
11-Jan-22	15:16:15	Pre modification peak	Sample:FC2L_008S25, Compound:N-EtFOSE-I, RT:10.295		
11-Jan-22	15:16:15	Peak modified	Sample:FC2L_008S25, Compound:N-EtFOSE-I, RT:10.295	3	
11-Jan-22	15:16:23	Pre modification peak	Sample:FC2L_008S27, Compound:N-EtFOSE-I, RT:10.295		
11-Jan-22	15:16:23	Peak modified	Sample:FC2L_008S27, Compound:N-EtFOSE-I, RT:10.295	3	
11-Jan-22	15:16:30	Pre modification peak	Sample:FC2L_008S28, Compound:N-EtFOSE-I, RT:10.300		
11-Jan-22	15:16:30	Peak modified	Sample:FC2L_008S28, Compound:N-EtFOSE-I, RT:10.300	3	
11-Jan-22	15:16:39	Pre modification peak	Sample:FC2L_008S29, Compound:N-EtFOSE-I, RT:10.300		
11-Jan-22	15:16:39	Peak modified	Sample:FC2L_008S29, Compound:N-EtFOSE-I, RT:10.300	3	
11-Jan-22	15:17:20	Pre modification peak	Sample:FC2L_008S18, Compound:N-EtFOSE-III, RT:10.128		
11-Jan-22	15:17:20	Peak modified	Sample:FC2L_008S18, Compound:N-EtFOSE-III, RT:10.128	5	
11-Jan-22	15:17:36	Peak added	Sample:FC2L_008S23, Compound:N-EtFOSE-III, RT:10.128	7	
11-Jan-22	15:17:47	Peak added	Sample:FC2L_008S24, Compound:N-EtFOSE-III, RT:10.123	7	
11-Jan-22	15:17:57	Peak added	Sample:FC2L_008S25, Compound:N-EtFOSE-III, RT:10.112	7	
11-Jan-22	15:18:23	Pre modification peak	Sample:FC2L_008S32, Compound:N-EtFOSE, RT:10.300		
11-Jan-22	15:18:23	Peak modified	Sample:FC2L_008S32, Compound:N-EtFOSE, RT:10.300	1	
11-Jan-22	15:18:34	Pre modification peak	Sample:FC2L_008S13, Compound:N-EtFOSE, RT:10.300		
11-Jan-22	15:18:34	Peak modified	Sample:FC2L_008S13, Compound:N-EtFOSE, RT:10.300	1	
11-Jan-22	15:18:46	Pre modification peak	Sample:FC2L_008S14, Compound:N-EtFOSE, RT:10.300		
11-Jan-22	15:18:46	Peak modified	Sample:FC2L_008S14, Compound:N-EtFOSE, RT:10.300	1	
11-Jan-22	15:19:02	Pre modification peak	Sample:FC2L_008S16, Compound:N-EtFOSE, RT:10.300		
11-Jan-22	15:19:02	Peak modified	Sample:FC2L_008S16, Compound:N-EtFOSE, RT:10.300	1	
11-Jan-22	15:19:14	Pre modification peak	Sample:FC2L_008S21, Compound:N-EtFOSE, RT:10.305		
11-Jan-22	15:19:14	Peak modified	Sample:FC2L_008S21, Compound:N-EtFOSE, RT:10.305	3	
11-Jan-22	15:19:21	Dataset Saved	Saved to 'C:\Users\tchen\Documents\C2_MassLynx\FC2L_008-b.qld'		
11-Jan-22	15:19:33	Pre modification peak	Sample:FC2L_008S13, Compound:HFPO-DA, RT:5.075		
11-Jan-22	15:19:33	Peak modified	Sample:FC2L_008S13, Compound:HFPO-DA, RT:5.075	2	
11-Jan-22	15:19:46	Peak modified	Sample:FC2L_008S13, Compound:HFPO-DA, RT:5.075	5	
11-Jan-22	15:20:08	Pre modification peak	Sample:FC2L_008S14, Compound:HFPO-DA, RT:5.069		
11-Jan-22	15:20:08	Peak modified	Sample:FC2L_008S14, Compound:HFPO-DA, RT:5.069	5	
11-Jan-22	15:20:08	Pre modification peak	Sample:FC2L_008S14, Compound:HFPO-DA, RT:5.082		
11-Jan-22	15:20:08	Peak modified	Sample:FC2L_008S14, Compound:HFPO-DA, RT:5.082	5	
11-Jan-22	15:20:29	Pre modification peak	Sample:FC2L_008S19, Compound:HFPO-DA, RT:5.075		
11-Jan-22	15:20:29	Peak modified	Sample:FC2L_008S19, Compound:HFPO-DA, RT:5.075	4	
11-Jan-22	15:20:43	Peak added	Sample:FC2L_008S21, Compound:HFPO-DA, RT:5.069	7	
11-Jan-22	15:20:43	Peak added	Sample:FC2L_008S21, Compound:HFPO-DA, RT:5.094	7	

PV by TCH, SV by BRA 14-Jan-22. see definitions on the number on 'Comment' column in case narratives

Quantify Audit Report MassLynx MassLynx V4.1 SCN909
SGS Axys Analytical Services, Ltd.

Dataset: G:\Masslynx\Inst_L\PFAS\quanfile\FC2L_008-b.qld

Last Altered: Tuesday, January 11, 2022 20:21:00 Pacific Standard Time
Printed: Friday, January 14, 2022 13:50:10 Pacific Standard Time

Date	Time	Event	Details	Comments	Signed
11-Jan-22	15:21:00	Peak added	Sample:FC2L_008S22, Compound:HFPO-DA, RT:5.069	7	
11-Jan-22	15:21:00	Peak added	Sample:FC2L_008S22, Compound:HFPO-DA, RT:5.082	7	TCH
11-Jan-22	15:21:16	Peak added	Sample:FC2L_008S23, Compound:HFPO-DA, RT:5.063	7	
11-Jan-22	15:21:16	Peak added	Sample:FC2L_008S23, Compound:HFPO-DA, RT:5.075	7	
11-Jan-22	15:21:39	Peak added	Sample:FC2L_008S25, Compound:HFPO-DA, RT:5.069	7	
11-Jan-22	15:21:39	Peak added	Sample:FC2L_008S25, Compound:HFPO-DA, RT:5.088	7	
11-Jan-22	15:22:01	Peak added	Sample:FC2L_008S27, Compound:HFPO-DA, RT:5.075	7	
11-Jan-22	15:22:01	Peak added	Sample:FC2L_008S27, Compound:HFPO-DA, RT:5.075	7	
11-Jan-22	15:22:19	Peak added	Sample:FC2L_008S28, Compound:HFPO-DA, RT:5.100	7	
11-Jan-22	15:22:19	Peak added	Sample:FC2L_008S28, Compound:HFPO-DA, RT:5.075	7	
11-Jan-22	15:22:39	Dataset Saved	Saved to 'C:\Users\tchen\Documents\C2_MassLynx\FC2L_008-b.qld'		
11-Jan-22	15:23:41	Pre modification peak	Sample:FC2L_008S21, Compound:ADONA, RT:5.568		
11-Jan-22	15:23:41	Peak modified	Sample:FC2L_008S21, Compound:ADONA, RT:5.568	3	
11-Jan-22	15:23:41	Pre modification peak	Sample:FC2L_008S21, Compound:ADONA, RT:5.553		
11-Jan-22	15:23:41	Peak modified	Sample:FC2L_008S21, Compound:ADONA, RT:5.553	3	
11-Jan-22	15:24:03	Pre modification peak	Sample:FC2L_008S23, Compound:ADONA, RT:5.553		
11-Jan-22	15:24:03	Peak modified	Sample:FC2L_008S23, Compound:ADONA, RT:5.553	4	
11-Jan-22	15:24:03	Pre modification peak	Sample:FC2L_008S23, Compound:ADONA, RT:5.561		
11-Jan-22	15:24:03	Peak modified	Sample:FC2L_008S23, Compound:ADONA, RT:5.561	4	
11-Jan-22	15:24:15	Peak deleted	Sample:FC2L_008S25, Compound:ADONA, RT:5.455	1	
11-Jan-22	15:24:15	Peak deleted	Sample:FC2L_008S25, Compound:ADONA, RT:5.483	1	
11-Jan-22	15:24:30	Peak added	Sample:FC2L_008S27, Compound:ADONA, RT:5.576	1	
11-Jan-22	15:24:30	Peak added	Sample:FC2L_008S27, Compound:ADONA, RT:5.553	1	
11-Jan-22	15:24:37	Peak deleted	Sample:FC2L_008S28, Compound:ADONA, RT:5.489	1	
11-Jan-22	15:24:37	Peak deleted	Sample:FC2L_008S28, Compound:ADONA, RT:5.466	1	
11-Jan-22	15:24:42	Peak deleted	Sample:FC2L_008S28, Compound:ADONA, RT:5.420	1	
11-Jan-22	15:24:48	Peak deleted	Sample:FC2L_008S28, Compound:ADONA, RT:5.727	1	
11-Jan-22	15:24:48	Peak deleted	Sample:FC2L_008S28, Compound:ADONA, RT:5.743	1	
11-Jan-22	15:25:00	Dataset Saved	Saved to 'C:\Users\tchen\Documents\C2_MassLynx\FC2L_008-b.qld'		
11-Jan-22	15:25:51	Peak added	Sample:FC2L_008S21, Compound:9Cl-PF3ONS, RT:7.788	7	
11-Jan-22	15:25:51	Peak added	Sample:FC2L_008S21, Compound:9Cl-PF3ONS, RT:7.810	7	
11-Jan-22	15:26:15	Peak added	Sample:FC2L_008S22, Compound:9Cl-PF3ONS, RT:7.810	7	
11-Jan-22	15:26:15	Peak added	Sample:FC2L_008S22, Compound:9Cl-PF3ONS, RT:7.795	7	
11-Jan-22	15:26:36	Dataset Saved	Saved to 'C:\Users\tchen\Documents\C2_MassLynx\FC2L_008-b.qld'		
11-Jan-22	15:27:35	Peak added	Sample:FC2L_008S25, Compound:11Cl-PF3OUdS, RT:8.329	7	
11-Jan-22	15:27:35	Peak added	Sample:FC2L_008S25, Compound:11Cl-PF3OUdS, RT:8.337	7	
11-Jan-22	15:27:48	Dataset Saved	Saved to 'C:\Users\tchen\Documents\C2_MassLynx\FC2L_008-b.qld'		

PV by TCH, SV by BRA 14-Jan-22. see definitions on the number on 'Comment' column in case narratives

Quantify Audit Report MassLynx MassLynx V4.1 SCN909
SGS Axys Analytical Services, Ltd.

Dataset: G:\Masslynx\Inst_L\PFAS\quanfile\FC2L_008-b.qld

Last Altered: Tuesday, January 11, 2022 20:21:00 Pacific Standard Time
Printed: Friday, January 14, 2022 13:50:10 Pacific Standard Time

Date	Time	Event	Details	Comments	Signed
11-Jan-22	15:28:14	Pre modification peak	Sample:FC2L_008S13, Compound:3:3 FTCA, RT:3.626		
11-Jan-22	15:28:14	Peak modified	Sample:FC2L_008S13, Compound:3:3 FTCA, RT:3.626	4	TCH
11-Jan-22	15:28:29	Pre modification peak	Sample:FC2L_008S13, Compound:3:3 FTCA, RT:3.612		
11-Jan-22	15:28:29	Peak modified	Sample:FC2L_008S13, Compound:3:3 FTCA, RT:3.612	3	
11-Jan-22	15:29:03	Pre modification peak	Sample:FC2L_008S14, Compound:3:3 FTCA, RT:3.604		
11-Jan-22	15:29:03	Peak modified	Sample:FC2L_008S14, Compound:3:3 FTCA, RT:3.604	4	
11-Jan-22	15:29:03	Pre modification peak	Sample:FC2L_008S14, Compound:3:3 FTCA, RT:3.608		
11-Jan-22	15:29:03	Peak modified	Sample:FC2L_008S14, Compound:3:3 FTCA, RT:3.608	4	
11-Jan-22	15:29:29	Pre modification peak	Sample:FC2L_008S16, Compound:3:3 FTCA, RT:3.632		
11-Jan-22	15:29:29	Peak modified	Sample:FC2L_008S16, Compound:3:3 FTCA, RT:3.632	4	
11-Jan-22	15:29:29	Pre modification peak	Sample:FC2L_008S16, Compound:3:3 FTCA, RT:3.636		
11-Jan-22	15:29:29	Peak modified	Sample:FC2L_008S16, Compound:3:3 FTCA, RT:3.636	4	
11-Jan-22	15:30:02	Pre modification peak	Sample:FC2L_008S18, Compound:3:3 FTCA, RT:3.546		
11-Jan-22	15:30:02	Peak modified	Sample:FC2L_008S18, Compound:3:3 FTCA, RT:3.546	4	
11-Jan-22	15:30:02	Pre modification peak	Sample:FC2L_008S18, Compound:3:3 FTCA, RT:3.534		
11-Jan-22	15:30:02	Peak modified	Sample:FC2L_008S18, Compound:3:3 FTCA, RT:3.534	4	
11-Jan-22	15:30:37	Pre modification peak	Sample:FC2L_008S19, Compound:3:3 FTCA, RT:3.548		
11-Jan-22	15:30:37	Peak modified	Sample:FC2L_008S19, Compound:3:3 FTCA, RT:3.548	4	
11-Jan-22	15:30:37	Pre modification peak	Sample:FC2L_008S19, Compound:3:3 FTCA, RT:3.571		
11-Jan-22	15:30:37	Peak modified	Sample:FC2L_008S19, Compound:3:3 FTCA, RT:3.571	4	
11-Jan-22	15:31:08	Pre modification peak	Sample:FC2L_008S20, Compound:3:3 FTCA, RT:3.569		
11-Jan-22	15:31:08	Peak modified	Sample:FC2L_008S20, Compound:3:3 FTCA, RT:3.569	4	
11-Jan-22	15:31:08	Pre modification peak	Sample:FC2L_008S20, Compound:3:3 FTCA, RT:3.555		
11-Jan-22	15:31:08	Peak modified	Sample:FC2L_008S20, Compound:3:3 FTCA, RT:3.555	4	
11-Jan-22	15:31:24	Peak deleted	Sample:FC2L_008S22, Compound:3:3 FTCA, RT:3.470	1	
11-Jan-22	15:31:24	Peak deleted	Sample:FC2L_008S22, Compound:3:3 FTCA, RT:3.499	1	
11-Jan-22	15:31:30	Peak deleted	Sample:FC2L_008S22, Compound:3:3 FTCA, RT:3.800	1	
11-Jan-22	15:31:30	Peak deleted	Sample:FC2L_008S22, Compound:3:3 FTCA, RT:3.825	1	
11-Jan-22	15:31:38	Peak deleted	Sample:FC2L_008S23, Compound:3:3 FTCA, RT:3.952	1	
11-Jan-22	15:31:38	Peak deleted	Sample:FC2L_008S23, Compound:3:3 FTCA, RT:3.938	1	
11-Jan-22	15:31:46	Peak deleted	Sample:FC2L_008S24, Compound:3:3 FTCA, RT:3.444	1	
11-Jan-22	15:31:46	Peak deleted	Sample:FC2L_008S24, Compound:3:3 FTCA, RT:3.454	1	
11-Jan-22	15:31:50	Peak deleted	Sample:FC2L_008S24, Compound:3:3 FTCA, RT:3.497	1	
11-Jan-22	15:31:57	Peak deleted	Sample:FC2L_008S24, Compound:3:3 FTCA, RT:3.612	1	
11-Jan-22	15:31:57	Peak deleted	Sample:FC2L_008S24, Compound:3:3 FTCA, RT:3.589	1	
11-Jan-22	15:32:03	Peak deleted	Sample:FC2L_008S24, Compound:3:3 FTCA, RT:3.895	1	
11-Jan-22	15:32:03	Peak deleted	Sample:FC2L_008S24, Compound:3:3 FTCA, RT:3.905	1	

PV by TCH, SV by BRA 14-Jan-22. see definitions on the number on 'Comment' column in case narratives

Quantify Audit Report MassLynx MassLynx V4.1 SCN909
SGS Axys Analytical Services, Ltd.

Dataset: G:\Masslynx\Inst_L\PFAS\quanfile\FC2L_008-b.qld

Last Altered: Tuesday, January 11, 2022 20:21:00 Pacific Standard Time
Printed: Friday, January 14, 2022 13:50:10 Pacific Standard Time

Date	Time	Event	Details	Comments	Signed
11-Jan-22	15:32:23	Peak added	Sample:FC2L_008S24, Compound:3:3 FTCA, RT:3.585	1	
11-Jan-22	15:32:23	Peak added	Sample:FC2L_008S24, Compound:3:3 FTCA, RT:3.589	1	TCH
11-Jan-22	15:32:32	Peak deleted	Sample:FC2L_008S25, Compound:3:3 FTCA, RT:3.485	1	
11-Jan-22	15:32:32	Peak deleted	Sample:FC2L_008S25, Compound:3:3 FTCA, RT:3.462	1	
11-Jan-22	15:32:45	Peak deleted	Sample:FC2L_008S25, Compound:3:3 FTCA, RT:3.825	1	
11-Jan-22	15:32:45	Peak deleted	Sample:FC2L_008S25, Compound:3:3 FTCA, RT:3.858	1	
11-Jan-22	15:32:49	Peak deleted	Sample:FC2L_008S25, Compound:3:3 FTCA, RT:3.901	1	
11-Jan-22	15:32:56	Peak deleted	Sample:FC2L_008S25, Compound:3:3 FTCA, RT:3.698	1	
11-Jan-22	15:32:56	Peak deleted	Sample:FC2L_008S25, Compound:3:3 FTCA, RT:3.741	1	
11-Jan-22	15:33:09	Pre modification peak	Sample:FC2L_008S25, Compound:3:3 FTCA, RT:3.630		
11-Jan-22	15:33:09	Peak modified	Sample:FC2L_008S25, Compound:3:3 FTCA, RT:3.630	3	
11-Jan-22	15:33:09	Pre modification peak	Sample:FC2L_008S25, Compound:3:3 FTCA, RT:3.630		
11-Jan-22	15:33:09	Peak modified	Sample:FC2L_008S25, Compound:3:3 FTCA, RT:3.630	3	
11-Jan-22	15:33:37	Peak added	Sample:FC2L_008S27, Compound:3:3 FTCA, RT:3.591	1	
11-Jan-22	15:33:37	Pre modification peak	Sample:FC2L_008S27, Compound:3:3 FTCA, RT:3.600		
11-Jan-22	15:33:37	Peak modified	Sample:FC2L_008S27, Compound:3:3 FTCA, RT:3.600	1	
11-Jan-22	15:33:46	Peak deleted	Sample:FC2L_008S28, Compound:3:3 FTCA, RT:3.677	1	
11-Jan-22	15:33:46	Peak deleted	Sample:FC2L_008S28, Compound:3:3 FTCA, RT:3.661	1	
11-Jan-22	15:33:51	Peak deleted	Sample:FC2L_008S28, Compound:3:3 FTCA, RT:3.620	1	
11-Jan-22	15:33:57	Peak deleted	Sample:FC2L_008S28, Compound:3:3 FTCA, RT:3.386	1	
11-Jan-22	15:33:57	Peak deleted	Sample:FC2L_008S28, Compound:3:3 FTCA, RT:3.345	1	
11-Jan-22	15:34:02	Peak deleted	Sample:FC2L_008S28, Compound:3:3 FTCA, RT:3.757	1	
11-Jan-22	15:34:02	Peak deleted	Sample:FC2L_008S28, Compound:3:3 FTCA, RT:3.770	1	
11-Jan-22	15:34:07	Peak deleted	Sample:FC2L_008S28, Compound:3:3 FTCA, RT:3.729	1	
11-Jan-22	15:34:34	Peak added	Sample:FC2L_008S29, Compound:3:3 FTCA, RT:3.548	1	
11-Jan-22	15:34:34	Peak added	Sample:FC2L_008S29, Compound:3:3 FTCA, RT:3.538	1	
11-Jan-22	15:34:58	Pre modification peak	Sample:FC2L_008S30, Compound:3:3 FTCA, RT:3.565		
11-Jan-22	15:34:58	Peak modified	Sample:FC2L_008S30, Compound:3:3 FTCA, RT:3.565	4	
11-Jan-22	15:34:58	Pre modification peak	Sample:FC2L_008S30, Compound:3:3 FTCA, RT:3.552		
11-Jan-22	15:34:58	Peak modified	Sample:FC2L_008S30, Compound:3:3 FTCA, RT:3.552	4	
11-Jan-22	15:35:18	Peak modified	Sample:FC2L_008S30, Compound:3:3 FTCA, RT:3.565	4	
11-Jan-22	15:35:18	Peak modified	Sample:FC2L_008S30, Compound:3:3 FTCA, RT:3.552	4	
11-Jan-22	15:35:38	Peak modified	Sample:FC2L_008S30, Compound:3:3 FTCA, RT:3.552	6	
11-Jan-22	15:36:26	Pre modification peak	Sample:FC2L_008S31, Compound:3:3 FTCA, RT:3.569		
11-Jan-22	15:36:26	Peak modified	Sample:FC2L_008S31, Compound:3:3 FTCA, RT:3.569	4	
11-Jan-22	15:36:26	Pre modification peak	Sample:FC2L_008S31, Compound:3:3 FTCA, RT:3.577		
11-Jan-22	15:36:26	Peak modified	Sample:FC2L_008S31, Compound:3:3 FTCA, RT:3.577	4	

PV by TCH, SV by BRA 14-Jan-22. see definitions on the number on 'Comment' column in case narratives

Quantify Audit Report MassLynx MassLynx V4.1 SCN909
SGS Axys Analytical Services, Ltd.

Dataset: G:\Masslynx\Inst_L\PFAS\quanfile\FC2L_008-b.qld

Last Altered: Tuesday, January 11, 2022 20:21:00 Pacific Standard Time
Printed: Friday, January 14, 2022 13:50:10 Pacific Standard Time

Date	Time	Event	Details	Comments	Signed
11-Jan-22	15:36:49	Pre modification peak	Sample:FC2L_008S32, Compound:3:3 FTCA, RT:3.628		
11-Jan-22	15:36:49	Peak modified	Sample:FC2L_008S32, Compound:3:3 FTCA, RT:3.628	3	TCH
11-Jan-22	15:36:49	Pre modification peak	Sample:FC2L_008S32, Compound:3:3 FTCA, RT:3.636		
11-Jan-22	15:36:49	Peak modified	Sample:FC2L_008S32, Compound:3:3 FTCA, RT:3.636	3	
11-Jan-22	15:37:23	Peak modified	Sample:FC2L_008S32, Compound:3:3 FTCA, RT:3.628	6	
11-Jan-22	15:37:23	Peak modified	Sample:FC2L_008S32, Compound:3:3 FTCA, RT:3.636	6	
11-Jan-22	15:37:26	Dataset Saved	Saved to 'C:\Users\tchen\Documents\C2_MassLynx\FC2L_008-b.qld'		
11-Jan-22	15:37:56	Pre modification peak	Sample:FC2L_008S13, Compound:5:3 FTCA, RT:5.180		
11-Jan-22	15:37:56	Peak modified	Sample:FC2L_008S13, Compound:5:3 FTCA, RT:5.180	5	
11-Jan-22	15:37:56	Pre modification peak	Sample:FC2L_008S13, Compound:5:3 FTCA, RT:5.180		
11-Jan-22	15:37:56	Peak modified	Sample:FC2L_008S13, Compound:5:3 FTCA, RT:5.180	5	
11-Jan-22	15:38:16	Pre modification peak	Sample:FC2L_008S14, Compound:5:3 FTCA, RT:5.180		
11-Jan-22	15:38:16	Peak modified	Sample:FC2L_008S14, Compound:5:3 FTCA, RT:5.180	3	
11-Jan-22	15:38:16	Pre modification peak	Sample:FC2L_008S14, Compound:5:3 FTCA, RT:5.180		
11-Jan-22	15:38:16	Peak modified	Sample:FC2L_008S14, Compound:5:3 FTCA, RT:5.180	3	
11-Jan-22	15:39:52	Dataset Saved	Saved to 'C:\Users\tchen\Documents\C2_MassLynx\FC2L_008-b.qld'		
11-Jan-22	15:41:04	Pre modification peak	Sample:FC2L_008S14, Compound:7:3 FTCA, RT:6.613		
11-Jan-22	15:41:04	Peak modified	Sample:FC2L_008S14, Compound:7:3 FTCA, RT:6.613	3	
11-Jan-22	15:41:04	Pre modification peak	Sample:FC2L_008S14, Compound:7:3 FTCA, RT:6.607		
11-Jan-22	15:41:04	Peak modified	Sample:FC2L_008S14, Compound:7:3 FTCA, RT:6.607	3	
11-Jan-22	15:41:30	Pre modification peak	Sample:FC2L_008S16, Compound:7:3 FTCA, RT:6.607		
11-Jan-22	15:41:30	Peak modified	Sample:FC2L_008S16, Compound:7:3 FTCA, RT:6.607	4	
11-Jan-22	15:41:30	Pre modification peak	Sample:FC2L_008S16, Compound:7:3 FTCA, RT:6.613		
11-Jan-22	15:41:30	Peak modified	Sample:FC2L_008S16, Compound:7:3 FTCA, RT:6.613	4	
11-Jan-22	15:42:11	Peak added	Sample:FC2L_008S21, Compound:7:3 FTCA, RT:6.601	7	
11-Jan-22	15:42:11	Peak added	Sample:FC2L_008S21, Compound:7:3 FTCA, RT:6.590	7	
11-Jan-22	15:42:31	Peak added	Sample:FC2L_008S22, Compound:7:3 FTCA, RT:6.590	7	
11-Jan-22	15:42:31	Peak added	Sample:FC2L_008S22, Compound:7:3 FTCA, RT:6.607	7	
11-Jan-22	15:43:13	Pre modification peak	Sample:FC2L_008S30, Compound:7:3 FTCA, RT:6.601		
11-Jan-22	15:43:13	Peak modified	Sample:FC2L_008S30, Compound:7:3 FTCA, RT:6.601	3	
11-Jan-22	15:43:13	Pre modification peak	Sample:FC2L_008S30, Compound:7:3 FTCA, RT:6.601		
11-Jan-22	15:43:13	Peak modified	Sample:FC2L_008S30, Compound:7:3 FTCA, RT:6.601	3	
11-Jan-22	15:43:45	Pre modification peak	Sample:FC2L_008S31, Compound:7:3 FTCA, RT:6.601		
11-Jan-22	15:43:45	Peak modified	Sample:FC2L_008S31, Compound:7:3 FTCA, RT:6.601	4	
11-Jan-22	15:43:45	Pre modification peak	Sample:FC2L_008S31, Compound:7:3 FTCA, RT:6.595		
11-Jan-22	15:43:45	Peak modified	Sample:FC2L_008S31, Compound:7:3 FTCA, RT:6.595	4	
11-Jan-22	15:44:15	Pre modification peak	Sample:FC2L_008S32, Compound:7:3 FTCA, RT:6.607		

PV by TCH, SV by BRA 14-Jan-22. see definitions on the number on 'Comment' column in case narratives

Quantify Audit Report MassLynx MassLynx V4.1 SCN909
SGS Axys Analytical Services, Ltd.

Dataset: G:\Masslynx\Inst_L\PFAS\quanfile\FC2L_008-b.qld

Last Altered: Tuesday, January 11, 2022 20:21:00 Pacific Standard Time
Printed: Friday, January 14, 2022 13:50:10 Pacific Standard Time

Date	Time	Event	Details	Comments	Signed
11-Jan-22	15:44:15	Peak modified	Sample:FC2L_008S32, Compound:7:3 FTCA, RT:6.607	4	
11-Jan-22	15:44:15	Pre modification peak	Sample:FC2L_008S32, Compound:7:3 FTCA, RT:6.613		TCH
11-Jan-22	15:44:15	Peak modified	Sample:FC2L_008S32, Compound:7:3 FTCA, RT:6.613	4	
11-Jan-22	15:44:23	Dataset Saved	Saved to 'C:\Users\tchen\Documents\C2_MassLynx\FC2L_008-b.qld'		
11-Jan-22	15:44:38	Pre modification peak	Sample:FC2L_008S13, Compound:PFEESA, RT:5.094		
11-Jan-22	15:44:38	Peak modified	Sample:FC2L_008S13, Compound:PFEESA, RT:5.094	2	
11-Jan-22	15:45:02	Pre modification peak	Sample:FC2L_008S19, Compound:PFEESA, RT:5.088		
11-Jan-22	15:45:02	Peak modified	Sample:FC2L_008S19, Compound:PFEESA, RT:5.088	5	
11-Jan-22	15:45:23	Peak added	Sample:FC2L_008S22, Compound:PFEESA, RT:5.113	7	
11-Jan-22	15:45:23	Peak added	Sample:FC2L_008S22, Compound:PFEESA, RT:5.088	7	
11-Jan-22	15:45:35	Peak added	Sample:FC2L_008S23, Compound:PFEESA, RT:5.119	7	
11-Jan-22	15:45:35	Peak added	Sample:FC2L_008S23, Compound:PFEESA, RT:5.094	7	
11-Jan-22	15:45:58	Dataset Saved	Saved to 'C:\Users\tchen\Documents\C2_MassLynx\FC2L_008-b.qld'		
11-Jan-22	15:46:09	Pre modification peak	Sample:FC2L_008S13, Compound:PFMPA, RT:2.579		
11-Jan-22	15:46:09	Peak modified	Sample:FC2L_008S13, Compound:PFMPA, RT:2.579	3	
11-Jan-22	15:46:20	Pre modification peak	Sample:FC2L_008S14, Compound:PFMPA, RT:2.587		
11-Jan-22	15:46:20	Peak modified	Sample:FC2L_008S14, Compound:PFMPA, RT:2.587	3	
11-Jan-22	15:46:32	Pre modification peak	Sample:FC2L_008S18, Compound:PFMPA, RT:2.527		
11-Jan-22	15:46:32	Peak modified	Sample:FC2L_008S18, Compound:PFMPA, RT:2.527	3	
11-Jan-22	15:46:49	Pre modification peak	Sample:FC2L_008S19, Compound:PFMPA, RT:2.550		
11-Jan-22	15:46:49	Peak modified	Sample:FC2L_008S19, Compound:PFMPA, RT:2.550	3	
11-Jan-22	15:47:03	Pre modification peak	Sample:FC2L_008S20, Compound:PFMPA, RT:2.544		
11-Jan-22	15:47:03	Peak modified	Sample:FC2L_008S20, Compound:PFMPA, RT:2.544	3	
11-Jan-22	15:47:22	Pre modification peak	Sample:FC2L_008S21, Compound:PFMPA, RT:2.589		
11-Jan-22	15:47:22	Peak modified	Sample:FC2L_008S21, Compound:PFMPA, RT:2.589	4	
11-Jan-22	15:47:43	Pre modification peak	Sample:FC2L_008S22, Compound:PFMPA, RT:2.579		
11-Jan-22	15:47:43	Peak modified	Sample:FC2L_008S22, Compound:PFMPA, RT:2.579	4	
11-Jan-22	15:47:56	Peak added	Sample:FC2L_008S23, Compound:PFMPA, RT:2.533	1	
11-Jan-22	15:48:07	Peak added	Sample:FC2L_008S24, Compound:PFMPA, RT:2.618	1	
11-Jan-22	15:48:19	Peak added	Sample:FC2L_008S25, Compound:PFMPA, RT:2.548	1	
11-Jan-22	15:48:31	Peak added	Sample:FC2L_008S27, Compound:PFMPA, RT:2.591	1	
11-Jan-22	15:48:55	Pre modification peak	Sample:FC2L_008S28, Compound:PFMPA, RT:2.634		
11-Jan-22	15:48:55	Peak modified	Sample:FC2L_008S28, Compound:PFMPA, RT:2.634	4	
11-Jan-22	15:49:05	Peak added	Sample:FC2L_008S29, Compound:PFMPA, RT:2.581	1	
11-Jan-22	15:49:15	Pre modification peak	Sample:FC2L_008S30, Compound:PFMPA, RT:2.538		
11-Jan-22	15:49:15	Peak modified	Sample:FC2L_008S30, Compound:PFMPA, RT:2.538	3	
11-Jan-22	15:49:28	Pre modification peak	Sample:FC2L_008S31, Compound:PFMPA, RT:2.552		

PV by TCH, SV by BRA 14-Jan-22. see definitions on the number on 'Comment' column in case narratives

Quantify Audit Report MassLynx MassLynx V4.1 SCN909
SGS Axys Analytical Services, Ltd.

Dataset: G:\Masslynx\Inst_L\PFAS\quanfile\FC2L_008-b.qld

Last Altered: Tuesday, January 11, 2022 20:21:00 Pacific Standard Time
Printed: Friday, January 14, 2022 13:50:10 Pacific Standard Time

Date	Time	Event	Details	Comments	Signed
11-Jan-22	15:49:28	Peak modified	Sample:FC2L_008S31, Compound:PFMPA, RT:2.552	3	
11-Jan-22	15:49:36	Dataset Saved	Saved to 'C:\Users\tchen\Documents\C2_MassLynx\FC2L_008-b.qld'		TCH
11-Jan-22	15:50:01	Peak added	Sample:FC2L_008S21, Compound:PFMBA, RT:4.525	1	
11-Jan-22	15:50:10	Peak added	Sample:FC2L_008S22, Compound:PFMBA, RT:4.566	1	
11-Jan-22	15:50:20	Peak added	Sample:FC2L_008S23, Compound:PFMBA, RT:4.583	1	
11-Jan-22	15:50:36	Peak added	Sample:FC2L_008S24, Compound:PFMBA, RT:4.541	1	
11-Jan-22	15:50:54	Peak added	Sample:FC2L_008S25, Compound:PFMBA, RT:4.525	1	
11-Jan-22	15:51:26	Peak added	Sample:FC2L_008S27, Compound:PFMBA, RT:4.558	1	
11-Jan-22	15:51:40	Peak added	Sample:FC2L_008S28, Compound:PFMBA, RT:4.517	1	
11-Jan-22	15:51:48	Peak added	Sample:FC2L_008S29, Compound:PFMBA, RT:4.550	1	
11-Jan-22	15:51:56	Dataset Saved	Saved to 'C:\Users\tchen\Documents\C2_MassLynx\FC2L_008-b.qld'		
11-Jan-22	15:52:12	Peak modified	Sample:FC2L_008S14, Compound:NFDHA, RT:4.890	2	
11-Jan-22	15:52:40	Pre modification peak	Sample:FC2L_008S18, Compound:NFDHA, RT:4.878		
11-Jan-22	15:52:40	Peak modified	Sample:FC2L_008S18, Compound:NFDHA, RT:4.878	4	
11-Jan-22	15:52:40	Pre modification peak	Sample:FC2L_008S18, Compound:NFDHA, RT:4.884		
11-Jan-22	15:52:40	Peak modified	Sample:FC2L_008S18, Compound:NFDHA, RT:4.884	4	
11-Jan-22	15:53:00	Pre modification peak	Sample:FC2L_008S19, Compound:NFDHA, RT:4.878		
11-Jan-22	15:53:00	Peak modified	Sample:FC2L_008S19, Compound:NFDHA, RT:4.878	4	
11-Jan-22	15:53:00	Pre modification peak	Sample:FC2L_008S19, Compound:NFDHA, RT:4.871		
11-Jan-22	15:53:00	Peak modified	Sample:FC2L_008S19, Compound:NFDHA, RT:4.871	4	
11-Jan-22	15:53:26	Pre modification peak	Sample:FC2L_008S20, Compound:NFDHA, RT:4.878		
11-Jan-22	15:53:26	Peak modified	Sample:FC2L_008S20, Compound:NFDHA, RT:4.878	4	
11-Jan-22	15:53:26	Pre modification peak	Sample:FC2L_008S20, Compound:NFDHA, RT:4.871		
11-Jan-22	15:53:26	Peak modified	Sample:FC2L_008S20, Compound:NFDHA, RT:4.871	4	
11-Jan-22	15:53:51	Pre modification peak	Sample:FC2L_008S21, Compound:NFDHA, RT:4.878		
11-Jan-22	15:53:51	Peak modified	Sample:FC2L_008S21, Compound:NFDHA, RT:4.878	1	
11-Jan-22	15:53:51	Pre modification peak	Sample:FC2L_008S21, Compound:NFDHA, RT:4.859		
11-Jan-22	15:53:51	Peak modified	Sample:FC2L_008S21, Compound:NFDHA, RT:4.859	1	
11-Jan-22	15:54:20	Peak added	Sample:FC2L_008S23, Compound:NFDHA, RT:4.890	1	
11-Jan-22	15:54:20	Peak added	Sample:FC2L_008S23, Compound:NFDHA, RT:4.890	1	
11-Jan-22	15:54:27	Peak deleted	Sample:FC2L_008S24, Compound:NFDHA, RT:4.964	4	
11-Jan-22	15:54:27	Peak deleted	Sample:FC2L_008S24, Compound:NFDHA, RT:4.939	4	
11-Jan-22	15:54:49	Peak added	Sample:FC2L_008S25, Compound:NFDHA, RT:4.859	1	
11-Jan-22	15:54:49	Pre modification peak	Sample:FC2L_008S25, Compound:NFDHA, RT:4.871		
11-Jan-22	15:54:49	Peak modified	Sample:FC2L_008S25, Compound:NFDHA, RT:4.871	1	
11-Jan-22	15:55:05	Peak deleted	Sample:FC2L_008S28, Compound:NFDHA, RT:5.020	4	
11-Jan-22	15:55:05	Peak deleted	Sample:FC2L_008S28, Compound:NFDHA, RT:5.051	4	

PV by TCH, SV by BRA 14-Jan-22. see definitions on the number on 'Comment' column in case narratives

Quantify Audit Report MassLynx MassLynx V4.1 SCN909
SGS Axys Analytical Services, Ltd.

Dataset: G:\Masslynx\Inst_L\PFAS\quanfile\FC2L_008-b.qld

Last Altered: Tuesday, January 11, 2022 20:21:00 Pacific Standard Time
Printed: Friday, January 14, 2022 13:50:10 Pacific Standard Time

Date	Time	Event	Details	Comments	Signed
11-Jan-22	15:55:14	Peak deleted	Sample:FC2L_008S29, Compound:NFDHA, RT:4.655	1	TCH
11-Jan-22	15:55:14	Peak deleted	Sample:FC2L_008S29, Compound:NFDHA, RT:4.663	1	
11-Jan-22	15:55:42	Pre modification peak	Sample:FC2L_008S30, Compound:NFDHA, RT:4.878		
11-Jan-22	15:55:42	Peak modified	Sample:FC2L_008S30, Compound:NFDHA, RT:4.878	4	
11-Jan-22	15:55:42	Pre modification peak	Sample:FC2L_008S30, Compound:NFDHA, RT:4.871		
11-Jan-22	15:55:42	Peak modified	Sample:FC2L_008S30, Compound:NFDHA, RT:4.871	4	
11-Jan-22	15:56:11	Pre modification peak	Sample:FC2L_008S31, Compound:NFDHA, RT:4.884		
11-Jan-22	15:56:11	Peak modified	Sample:FC2L_008S31, Compound:NFDHA, RT:4.884	4	
11-Jan-22	15:56:11	Pre modification peak	Sample:FC2L_008S31, Compound:NFDHA, RT:4.871		
11-Jan-22	15:56:11	Peak modified	Sample:FC2L_008S31, Compound:NFDHA, RT:4.871	4	
11-Jan-22	15:56:31	Pre modification peak	Sample:FC2L_008S32, Compound:NFDHA, RT:4.878		
11-Jan-22	15:56:31	Peak modified	Sample:FC2L_008S32, Compound:NFDHA, RT:4.878	4	
11-Jan-22	15:56:48	Pre modification peak	Sample:FC2L_008S30, Compound:13C5-PFHxA, RT:4.933		
11-Jan-22	15:56:48	Peak modified	Sample:FC2L_008S30, Compound:13C5-PFHxA, RT:4.933	5	
11-Jan-22	15:57:09	Dataset Saved	Saved to 'C:\Users\tchen\Documents\C2_MassLynx\FC2L_008-b.qld'		
11-Jan-22	18:10:53	Pre modification peak	Sample:FC2L_008S25, Compound:13C4-PFOS, RT:7.538		
11-Jan-22	18:10:53	Peak modified	Sample:FC2L_008S25, Compound:13C4-PFOS, RT:7.538	2	
11-Jan-22	18:11:10	Dataset Saved	Saved to 'C:\Users\tchen\Documents\C2_MassLynx\FC2L_008-b.qld'		
11-Jan-22	20:20:58	Peak deleted	Sample:FC2L_008S25, Compound:N-EtFOSE-III, RT:10.112	8	
11-Jan-22	20:22:12	Dataset Saved	Saved to 'C:\Users\tchen\Documents\C2_MassLynx\FC2L_008-b.qld'		

PV by TCH, SV by BRA 14-Jan-22. see definitions on the number on 'Comment' column in case narratives

Sample List Report **MassLynx MassLynx V4.2 SCN1001**

Sample List: G:\Masslynx\Inst_L_Master.PRO\Sample DB\FC2L_009.SPL
Last Modified: Tuesday, January 11, 2022 15:46:27 Pacific Standard Time
Printed: Tuesday, January 11, 2022 15:48:02 Pacific Standard Time

	File Name	Sample ID	File Text	Bottle	SignIn	SignOut	Inj VoL	EXP
1	FC2L_009S01	MeOH,, MLA110 UPLC option	1,,2uL	1:8,A	GW	AM	2.0	Eg
2	FC2L_009S02	MeOH,, more Targets for EPA	1,,2uL	1:8,A	---	---	2.0	---
3	FC2L_009S03	MeOH,, A new format	1,,2uL	1:8,A	---	---	2.0	---
4	FC2L_009S04	FC046A-CAL,, /01	1,,2uL	2:8,D	---	---	2.0	---
5	FC2L_009S05	MeOH,, MLA914-PFAS UPLC_01	1,,2uL	1:8,A	---	---	2.0	---
6	FC2L_009S06	FC046E-CAL,, /01	1,,2uL	2:8,F	---	---	2.0	---
7	FC2L_009S07	MeOH,, Optimized MRM exp	1,,2uL	1:8,A	---	---	2.0	---
8	FC2L_009S08	MeOH,, MLA110 column	1,,2uL	2:8,A	---	---	2.0	---
9	FC2L_009S09	MeOH,, LIN 1L_080	1,,2uL	2:8,A	---	---	2.0	---
10	FC2L_009S10	MeOH,, with trap	1,,2uL	2:8,A	---	---	2.0	---
11	FC2L_009S11	FC046(0)-SUR,, /01	1,,2uL	2:8,B	---	---	2.0	---
12	FC2L_009S12	FC046A-CAL,, /01	1,,2uL	2:8,D	---	---	2.0	---
13	FC2L_009S13	FC046C-CAL,, /01	1,,2uL	2:8,E	---	---	2.0	---
14	FC2L_009S14	FC049A-CAL,, /01 PFOS TDCAs	1,,2uL	2:7,F	---	---	2.0	---
15	FC2L_009S15	FC046E2-CAL,, /01	1,,2uL	2:8,F	---	---	2.0	---
16	FC2L_009S16	FC048A-CAL,, /01 branched	1,,2uL	2:8,C	---	---	2.0	---
17	FC2L_009S17	WG79609-106,i, SAR	1,WG79609,2/4000uL	2:5,E	---	---	2.0	---
18	FC2L_009S18	WG79609-103,i, SPML	1,WG79609,2/4000uL	2:5,F	---	---	2.0	---
19	FC2L_009S19	WG79609-102,i, SPM	1,WG79609,2/4000uL	2:6,A	---	---	2.0	---
20	FC2L_009S20	FC046(0)-SUR,, /01	1,,2uL	2:8,B	---	---	2.0	---
21	FC2L_009S21	WG79609-101,i, BLK	1,WG79609,2/4000uL	2:6,B	---	---	2.0	---
22	FC2L_009S22	L36258-1,i,	1,WG79609,2/4000uL	2:6,C	---	---	2.0	---
23	FC2L_009S23	L36258-2,i,	1,WG79609,2/4000uL	2:6,D	---	---	2.0	---
24	FC2L_009S24	L36258-3,i,	1,WG79609,2/4000uL	2:6,E	---	---	2.0	---
25	FC2L_009S25	MeOH,,	1,,2uL	2:8,A	---	---	2.0	---
26	FC2L_009S26	L36271-1,i,	1,WG79609,2/4000uL	2:6,F	---	---	2.0	---
27	FC2L_009S27	L36271-2,i,	1,WG79609,2/4000uL	2:7,A	---	---	2.0	---
28	FC2L_009S28	L36271-3,i,	1,WG79609,2/4000uL	2:7,B	---	---	2.0	---
29	FC2L_009S29	WG79609-104,i, MS	1,WG79609,2/4000uL	2:7,C	---	---	2.0	---
30	FC2L_009S30	WG79609-105,i, MSD	1,WG79609,2/4000uL	2:7,D	---	---	2.0	---
31	FC2L_009S31	FC046E2-CAL,, /01	1,,2uL	2:8,F	---	---	2.0	---
32	FC2L_009S32	WG79541-103,, SAR	1,WG79541,2/4000uL	2:3,A	---	---	2.0	---
33	FC2L_009S33	WG79541-102,, SPM	1,WG79541,2/4000uL	2:3,B	---	---	2.0	---
34	FC2L_009S34	FC046(0)-SUR,, /01	1,,2uL	2:8,B	---	---	2.0	---
35	FC2L_009S35	WG79541-101,, BLK	1,WG79541,2/4000uL	2:3,C	---	---	2.0	---
36	FC2L_009S36	L32699-41,,	1,WG79541,2/4000uL	2:3,D	---	---	2.0	---
37	FC2L_009S37	L32699-42,,	1,WG79541,2/4000uL	2:3,E	---	---	2.0	---
38	FC2L_009S38	L32699-43,,	1,WG79541,2/4000uL	2:3,F	---	---	2.0	---
39	FC2L_009S39	L32699-41,, F1	1,WG79541,2/4000uL	2:4,A	---	---	2.0	---
40	FC2L_009S40	L32699-42,, F1	1,WG79541,2/4000uL	2:4,B	---	---	2.0	---
41	FC2L_009S41	L32699-43,, F1	1,WG79541,2/4000uL	2:4,C	---	---	2.0	---
42	FC2L_009S42	FC046E2-CAL,, /01	1,,2uL	2:8,F	---	---	2.0	---
43	FC2L_009S43	WG79445-105,, SAR	1,WG79445,2/4000uL	1:7,D	---	AM	2.0	---
44	FC2L_009S44	WG79445-103,, SPML	1,WG79445,2/4000uL	1:7,E	---	---	2.0	---
45	FC2L_009S45	WG79445-102,, SPM	1,WG79445,2/4000uL	1:7,F	---	---	2.0	---
46	FC2L_009S46	WG79445-104,, SPMDUP	1,WG79445,2/4000uL	1:8,B	---	---	2.0	---
47	FC2L_009S47	FC046(0)-SUR,, /01	1,,2uL	2:8,B	---	---	2.0	---
48	FC2L_009S48	WG79445-101,, BLK	1,WG79445,2/4000uL	1:8,C	---	---	2.0	---
49	FC2L_009S49	L36163-1,R,	1,WG79445,2/4000uL	1:8,D	---	---	2.0	---
50	FC2L_009S50	L36163-2,R,	1,WG79445,2/4000uL	1:8,E	---	---	2.0	---
51	FC2L_009S51	FC046E2-CAL,, /01	1,,2uL	2:8,F	---	---	2.0	---

Quantify Sample Report **MassLynx MassLynx V4.1 SCN909**
SGS Axys Analytical Services, Ltd.

Dataset: G:\Masslynx\Inst_L\PFAS\quanfile\FC2L_009-b.qld

Last Altered: Wednesday, January 12, 2022 10:02:34 Pacific Standard Time
Printed: Friday, January 14, 2022 09:10:39 Pacific Standard Time

Method: G:\Masslynx\Master Methods\MassLynx SCN 909\UPLC\FC_110_UPLC_15DoD.mdb 10 Jun 2021 10:20:13
Calibration: G:\Masslynx\Inst_L\PFAS\curve\FC1L_080-A6.cdb 09 Jun 2021 14:38:41

ID: FC046C-CAL,, /01, Name: FC2L_009S13, Description: 1,,2uL, Date: 11-Jan-2022, Time: 14:24:33

PFBA

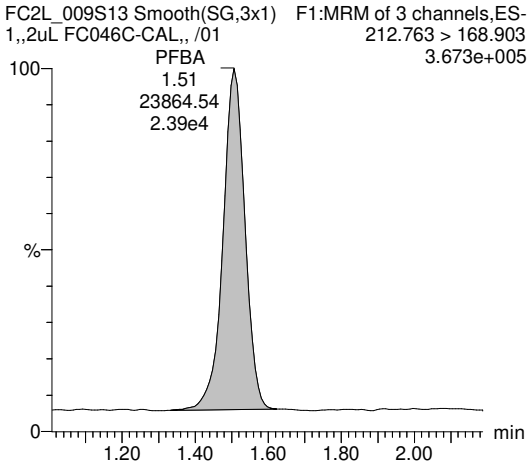

PFPeA

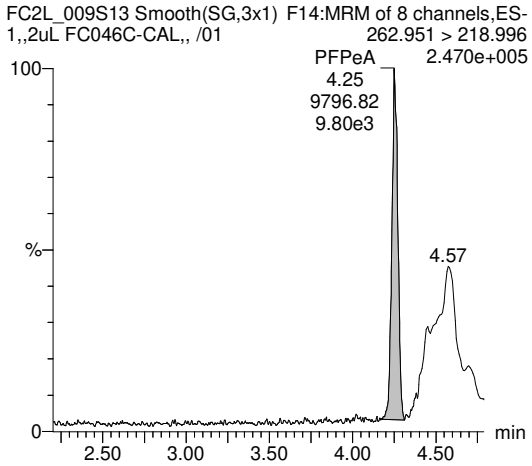

PFHxA

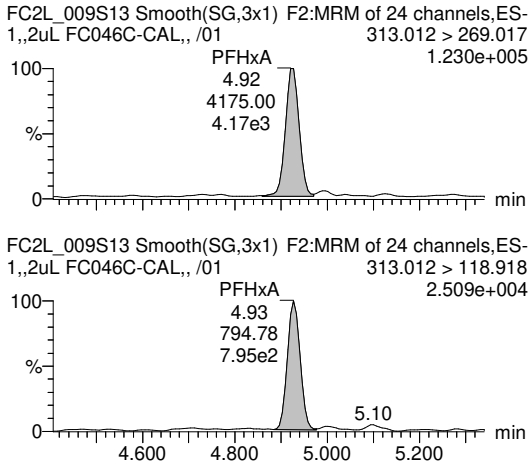

PFHpA

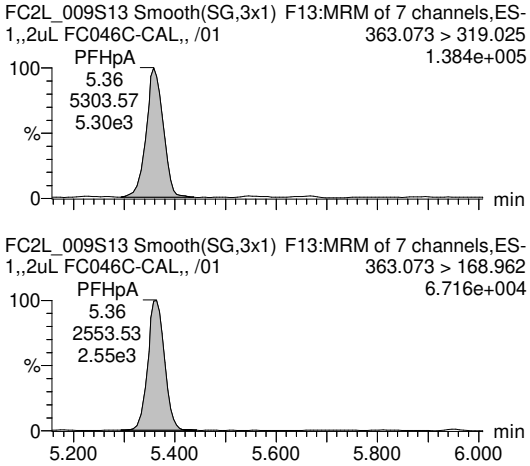

PFOA-I

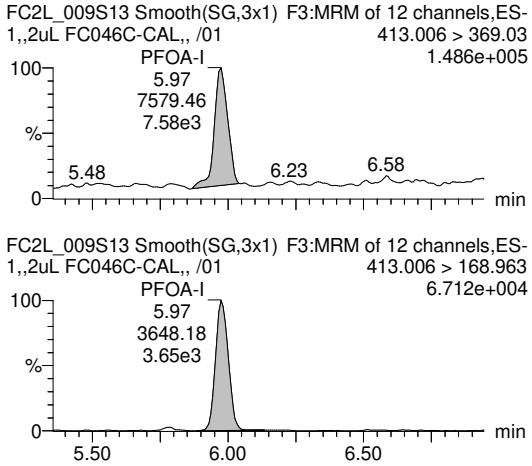

PFOA-II

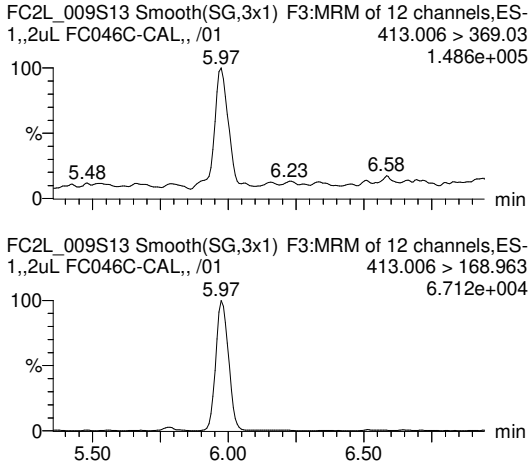

PV by TCH, SV by BRA 14-Jan-22, Conc. & LOD unit = ng for Inst QC, ng/mL for SPM, ng/L for samples

Quantify Sample Report **MassLynx MassLynx V4.1 SCN909**
SGS Axys Analytical Services, Ltd.

Dataset: G:\Masslynx\Inst_L\PFAS\quanfile\FC2L_009-b.qld

Last Altered: Wednesday, January 12, 2022 10:02:34 Pacific Standard Time
Printed: Friday, January 14, 2022 09:10:39 Pacific Standard Time

ID: FC046C-CAL,, /01, Name: FC2L_009S13, Description: 1,,2uL, Date: 11-Jan-2022, Time: 14:24:33

PFOA-III

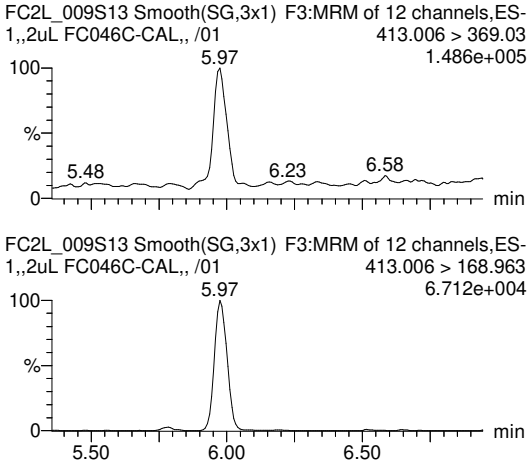

PFOA-IV

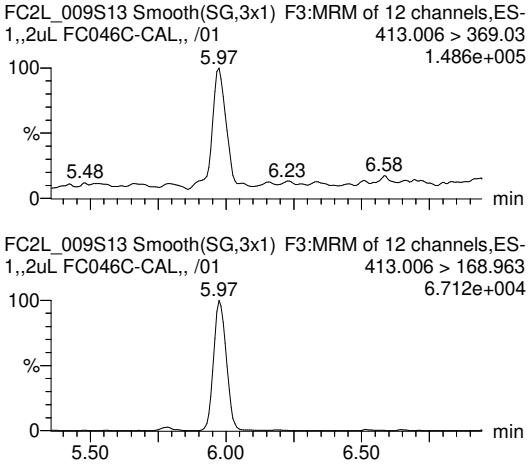

PFOA-SUM

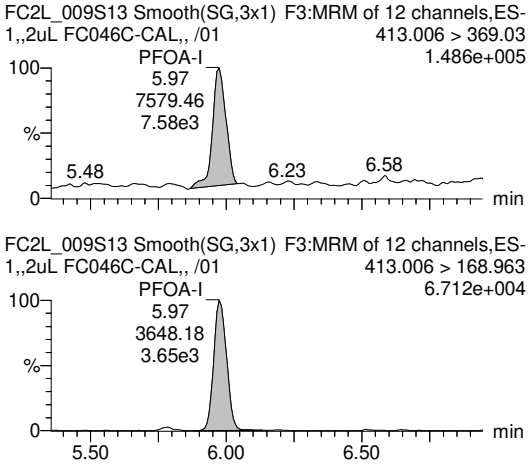

PFOA

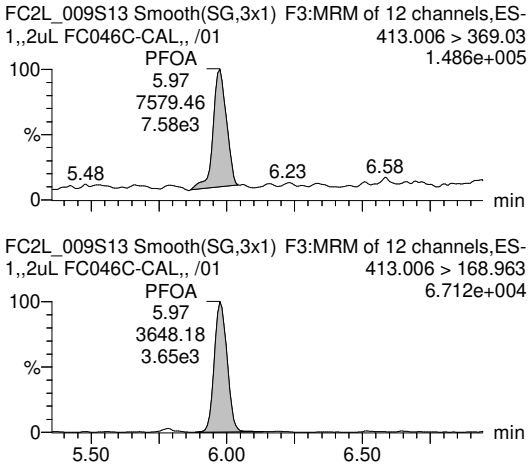

PFNA-I

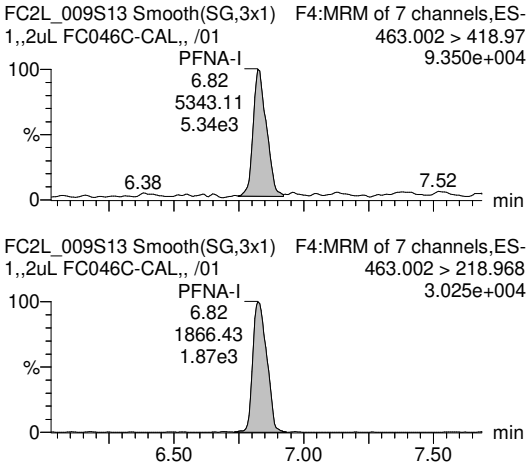

PFNA-II

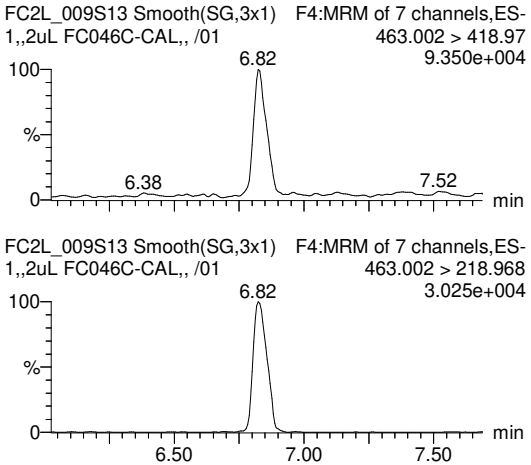

PV by TCH, SV by BRA 14-Jan-22, Conc. & LOD unit = ng for Inst QC, ng/mL for SPM, ng/L for samples

Quantify Sample Report **MassLynx MassLynx V4.1 SCN909**
SGS Axys Analytical Services, Ltd.

Dataset: G:\Masslynx\Inst_L\PFAS\quanfile\FC2L_009-b.qld

Last Altered: Wednesday, January 12, 2022 10:02:34 Pacific Standard Time
Printed: Friday, January 14, 2022 09:10:39 Pacific Standard Time

ID: FC046C-CAL,, /01, Name: FC2L_009S13, Description: 1,,2uL, Date: 11-Jan-2022, Time: 14:24:33

PFNA-III

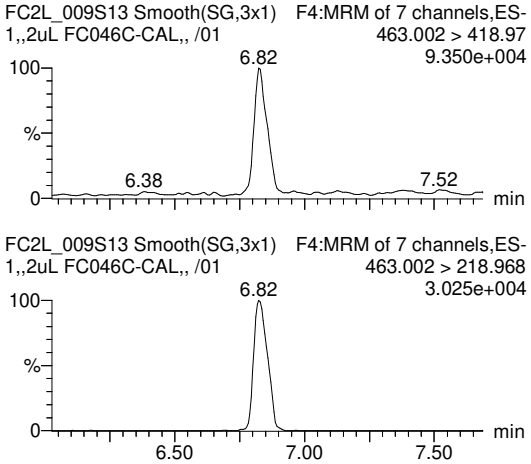

PFNA-SUM

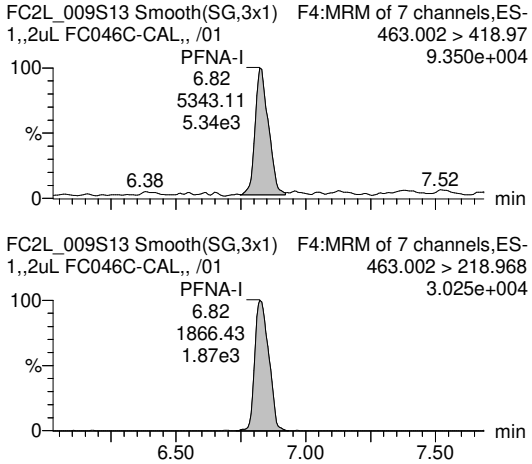

PFNA

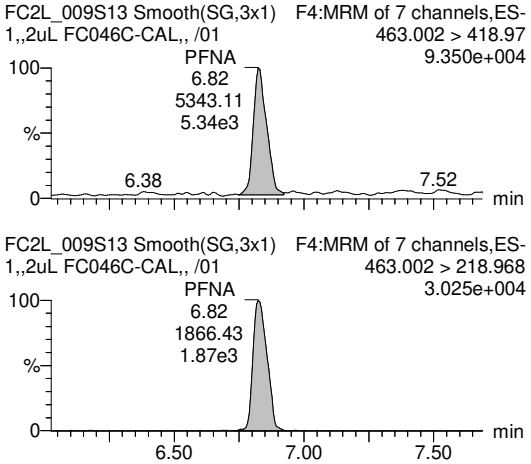

PFDA

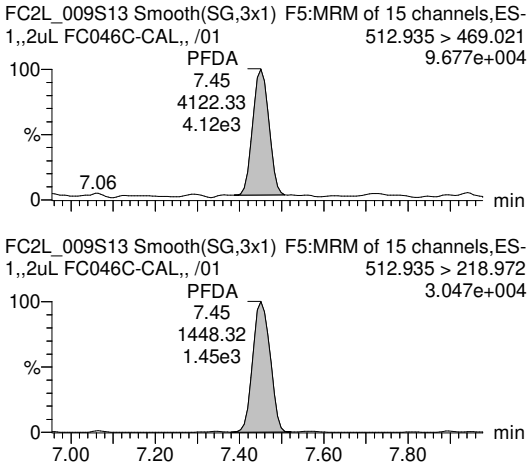

PFUnA

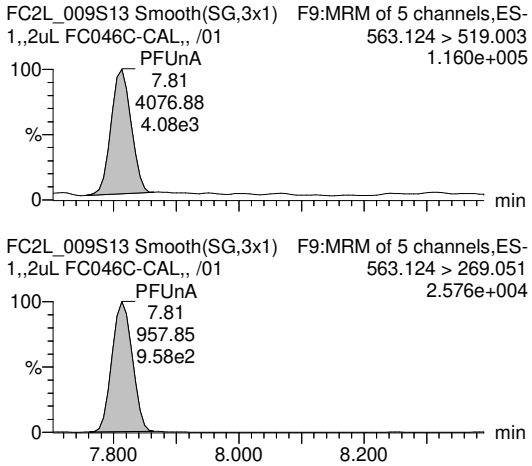

PFDoA

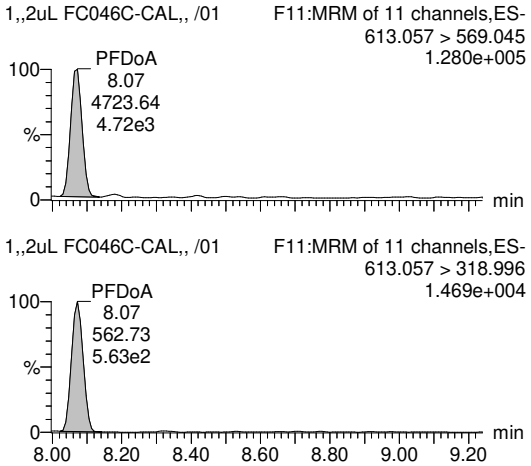

PV by TCH, SV by BRA 14-Jan-22, Conc. & LOD unit = ng for Inst QC, ng/mL for SPM, ng/L for samples

Quantify Sample Report **MassLynx MassLynx V4.1 SCN909**
SGS Axys Analytical Services, Ltd.

Dataset: G:\Masslynx\Inst_L\PFAS\quanfile\FC2L_009-b.qld

Last Altered: Wednesday, January 12, 2022 10:02:34 Pacific Standard Time
Printed: Friday, January 14, 2022 09:10:39 Pacific Standard Time

ID: FC046C-CAL,, /01, Name: FC2L_009S13, Description: 1,,2uL, Date: 11-Jan-2022, Time: 14:24:33

PFTrDA

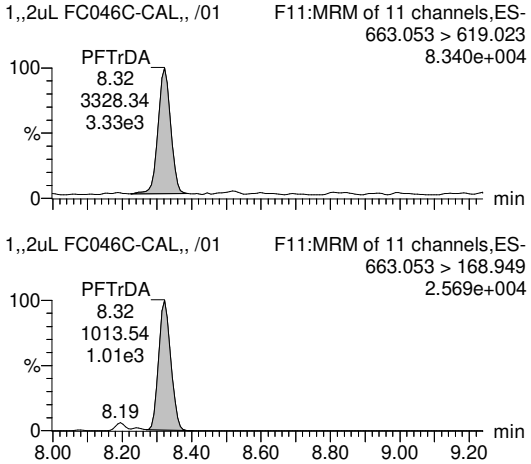

PFTeDA

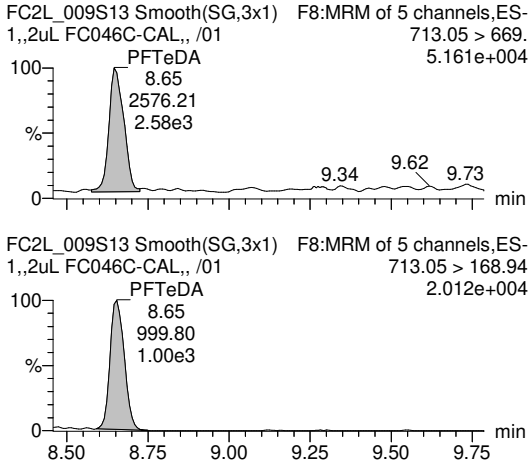

PFBS

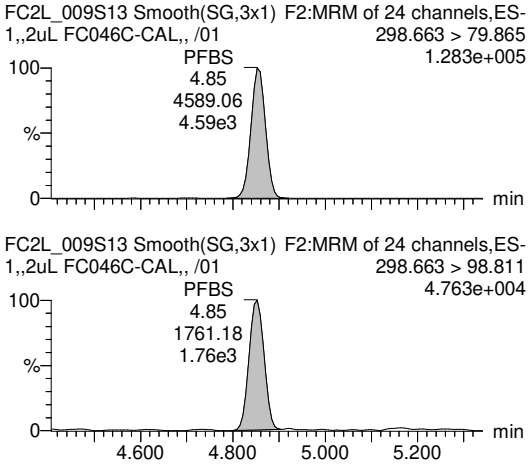

PFPeS

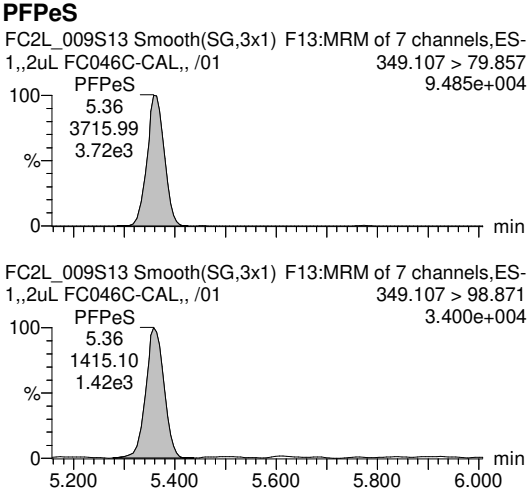

PFHxS-I

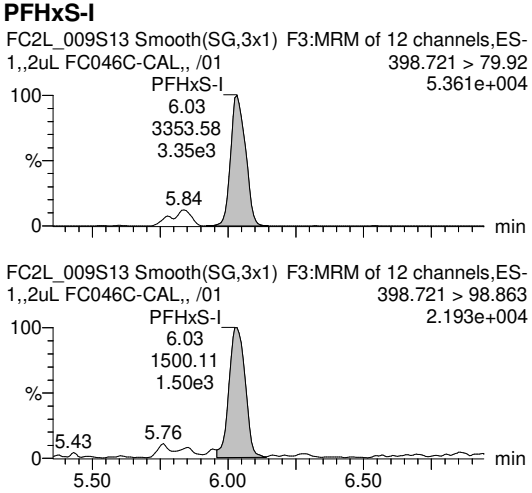

PFHxS-II

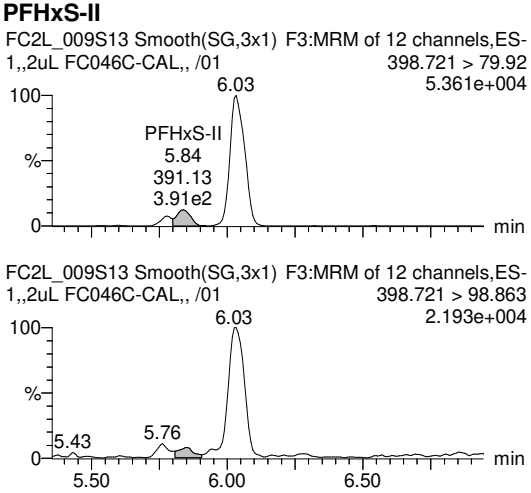

PV by TCH, SV by BRA 14-Jan-22, Conc. & LOD unit = ng for Inst QC, ng/mL for SPM, ng/L for samples

Quantify Sample Report **MassLynx MassLynx V4.1 SCN909**
SGS Axys Analytical Services, Ltd.

Dataset: G:\Masslynx\Inst_L\PFAS\quanfile\FC2L_009-b.qld

Last Altered: Wednesday, January 12, 2022 10:02:34 Pacific Standard Time
Printed: Friday, January 14, 2022 09:10:39 Pacific Standard Time

ID: FC046C-CAL,, /01, Name: FC2L_009S13, Description: 1,,2uL, Date: 11-Jan-2022, Time: 14:24:33

PFHxS-III

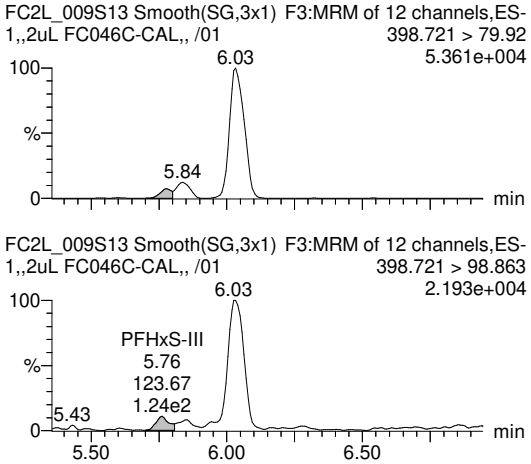

PFHxS-SUM

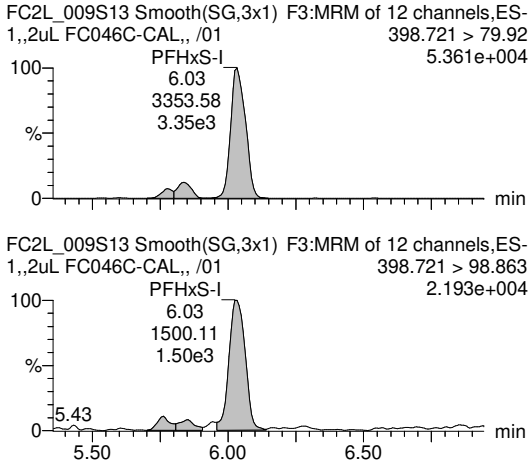

PFHxS

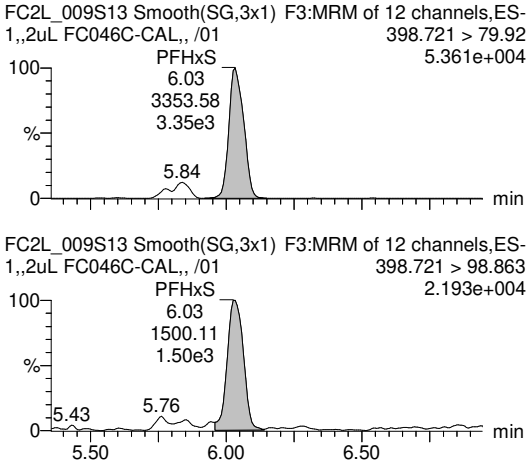

PFHpS

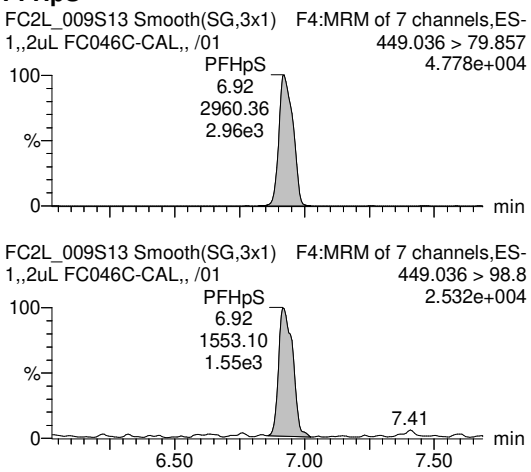

PFOS-I

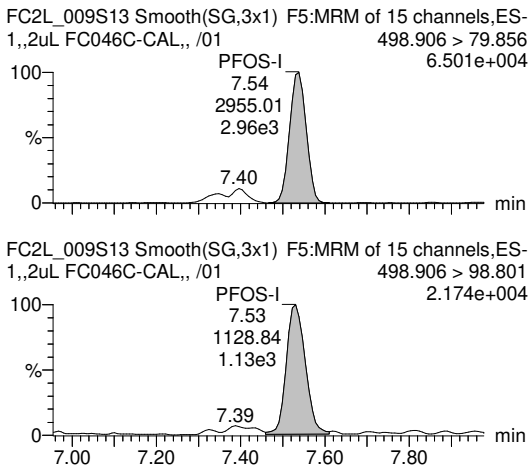

PFOS-II

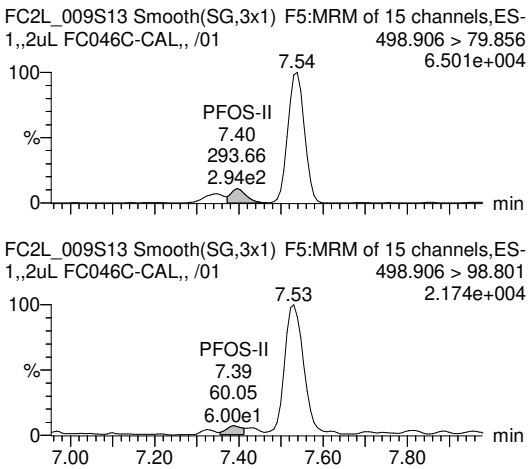

PV by TCH, SV by BRA 14-Jan-22, Conc. & LOD unit = ng for Inst QC, ng/mL for SPM, ng/L for samples

Quantify Sample Report **MassLynx MassLynx V4.1 SCN909**
SGS Axys Analytical Services, Ltd.

Dataset: G:\Masslynx\Inst_L\PFAS\quanfile\FC2L_009-b.qld

Last Altered: Wednesday, January 12, 2022 10:02:34 Pacific Standard Time
Printed: Friday, January 14, 2022 09:10:39 Pacific Standard Time

ID: FC046C-CAL,, /01, Name: FC2L_009S13, Description: 1,,2uL, Date: 11-Jan-2022, Time: 14:24:33

PFOS-III

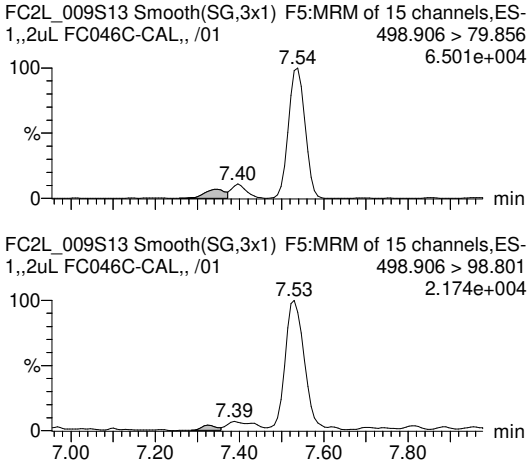

PFOS-IV

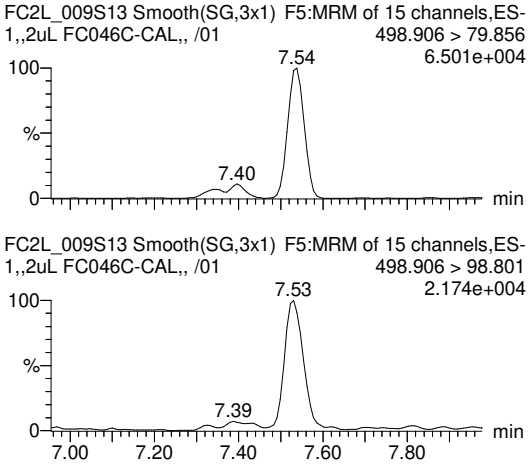

PFOS-SUM

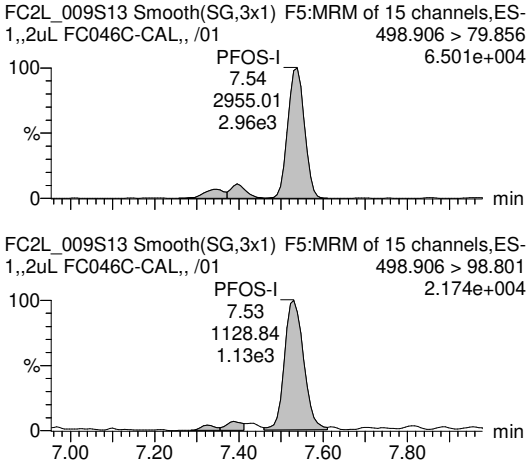

PFOS

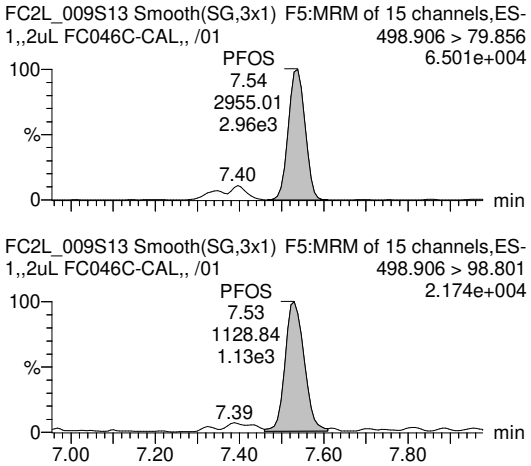

PFNS

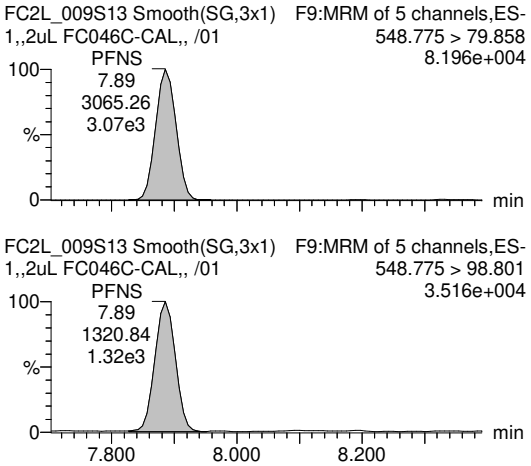

PFDS

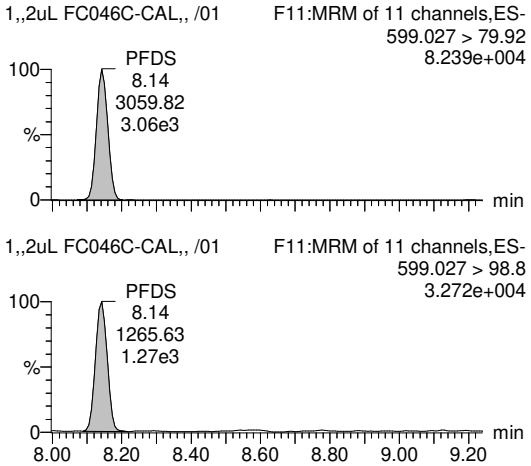

PV by TCH, SV by BRA 14-Jan-22, Conc. & LOD unit = ng for Inst QC, ng/mL for SPM, ng/L for samples

Quantify Sample Report **MassLynx MassLynx V4.1 SCN909**
SGS Axys Analytical Services, Ltd.

Dataset: G:\Masslynx\Inst_L\PFAS\quanfile\FC2L_009-b.qld

Last Altered: Wednesday, January 12, 2022 10:02:34 Pacific Standard Time
Printed: Friday, January 14, 2022 09:10:39 Pacific Standard Time

ID: FC046C-CAL,, /01, Name: FC2L_009S13, Description: 1,,2uL, Date: 11-Jan-2022, Time: 14:24:33

PFDoS

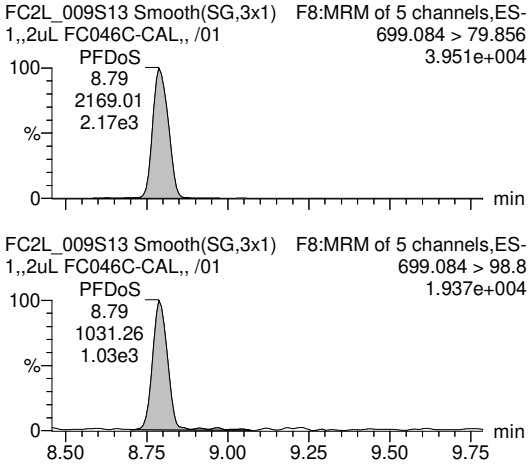

4:2 FTS

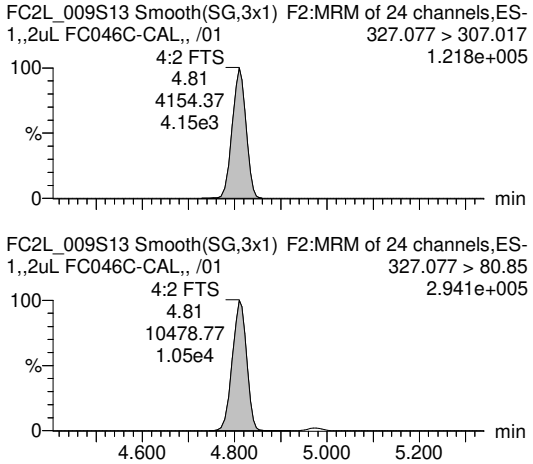

6:2 FTS

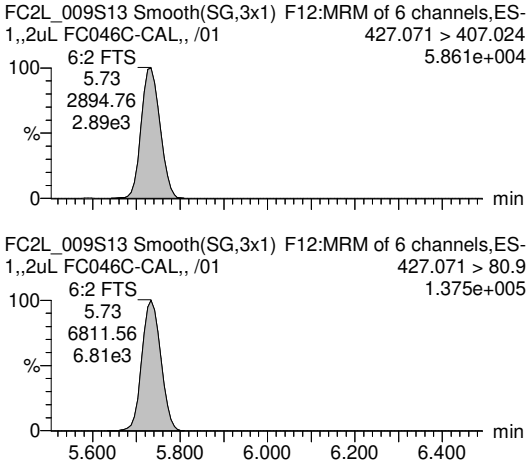

8:2 FTS

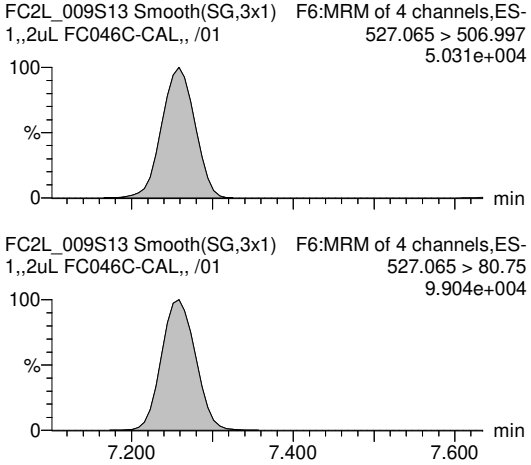

PFOSA-I

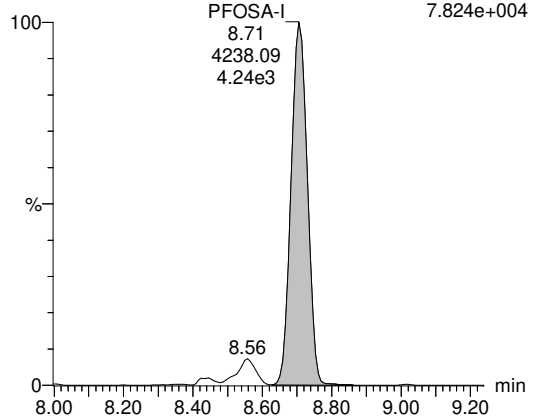

PFOSA-II

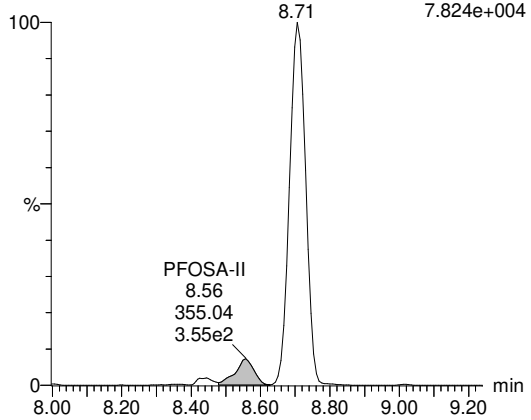

PV by TCH, SV by BRA 14-Jan-22, Conc. & LOD unit = ng for Inst QC, ng/mL for SPM, ng/L for samples

Quantify Sample Report **MassLynx MassLynx V4.1 SCN909**
SGS Axys Analytical Services, Ltd.

Dataset: G:\Masslynx\Inst_L\PFAS\quanfile\FC2L_009-b.qld

Last Altered: Wednesday, January 12, 2022 10:02:34 Pacific Standard Time
Printed: Friday, January 14, 2022 09:10:39 Pacific Standard Time

ID: FC046C-CAL,, /01, Name: FC2L_009S13, Description: 1,,2uL, Date: 11-Jan-2022, Time: 14:24:33

PFOSA-SUM

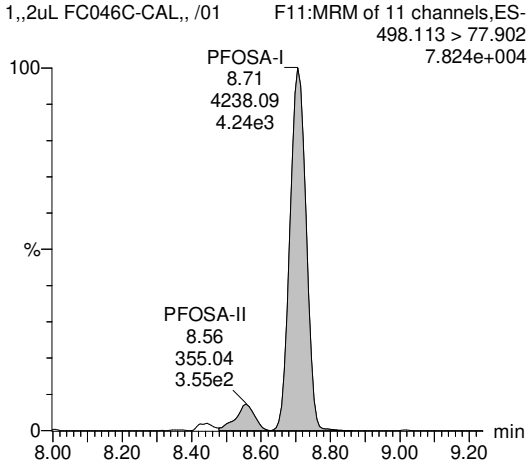

PFOSA

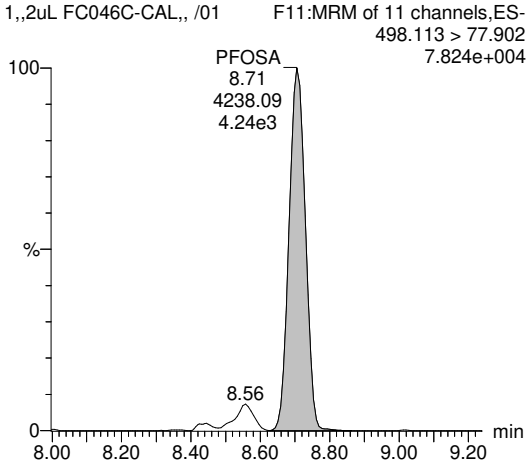

N-MeFOSA-I

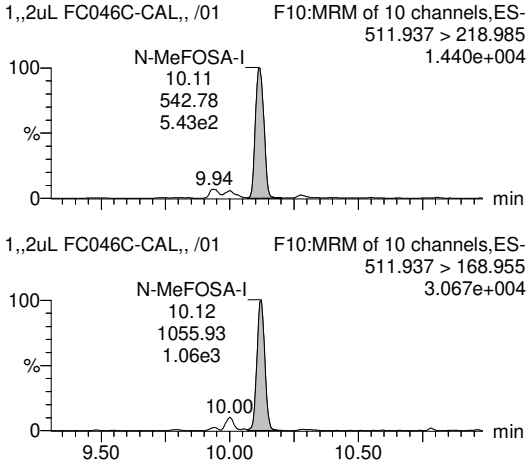

N-MeFOSA-II

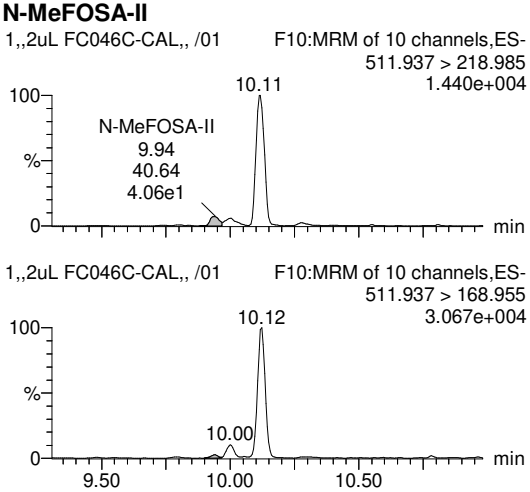

N-MeFOSA-SUM

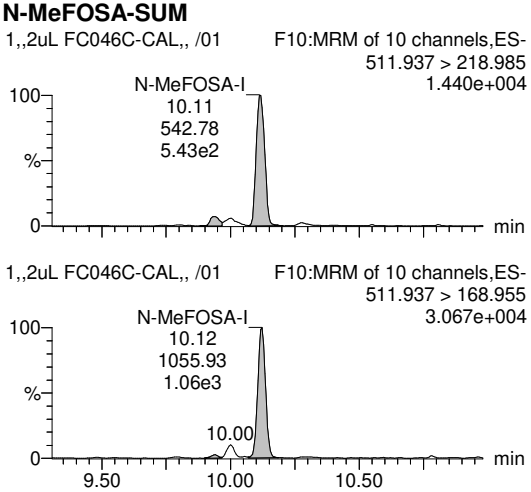

N-MeFOSA

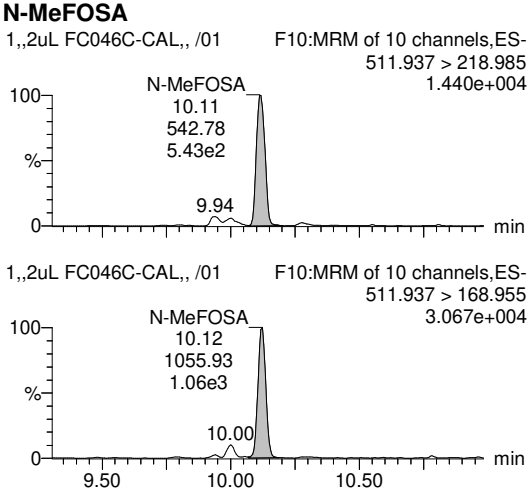

PV by TCH, SV by BRA 14-Jan-22, Conc. & LOD unit = ng for Inst QC, ng/mL for SPM, ng/L for samples

Quantify Sample Report **MassLynx MassLynx V4.1 SCN909**
SGS Axys Analytical Services, Ltd.

Dataset: G:\Masslynx\Inst_L\PFAS\quanfile\FC2L_009-b.qld

Last Altered: Wednesday, January 12, 2022 10:02:34 Pacific Standard Time
Printed: Friday, January 14, 2022 09:10:39 Pacific Standard Time

ID: FC046C-CAL,, /01, Name: FC2L_009S13, Description: 1,,2uL, Date: 11-Jan-2022, Time: 14:24:33

N-EtFOSA-I

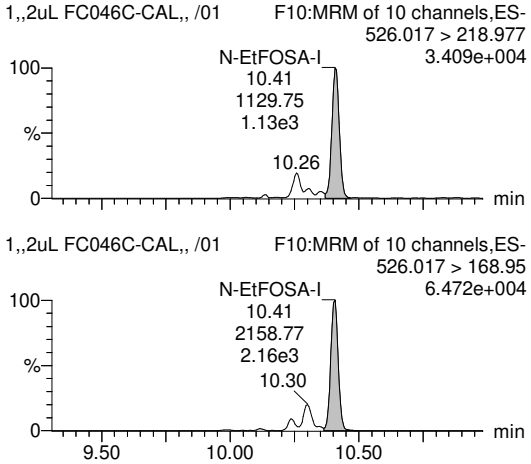

N-EtFOSA-II

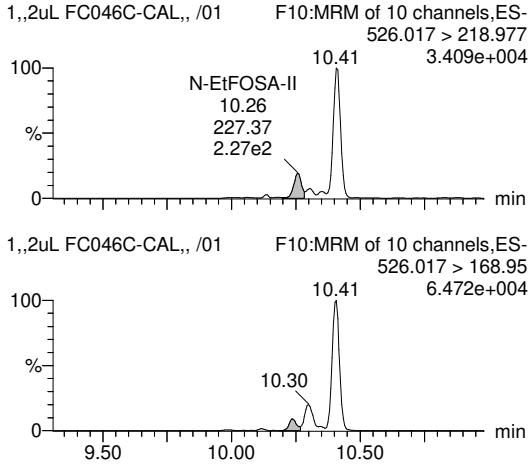

N-EtFOSA-SUM

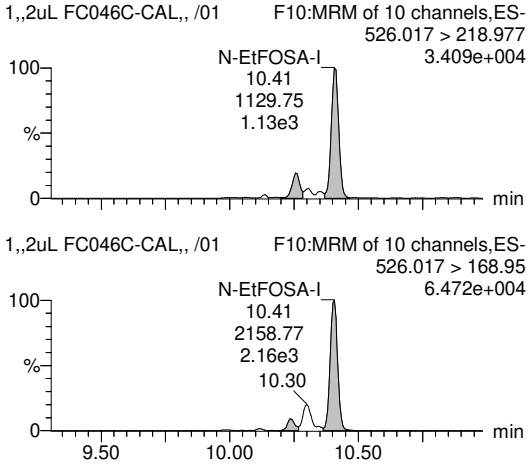

N-EtFOSA

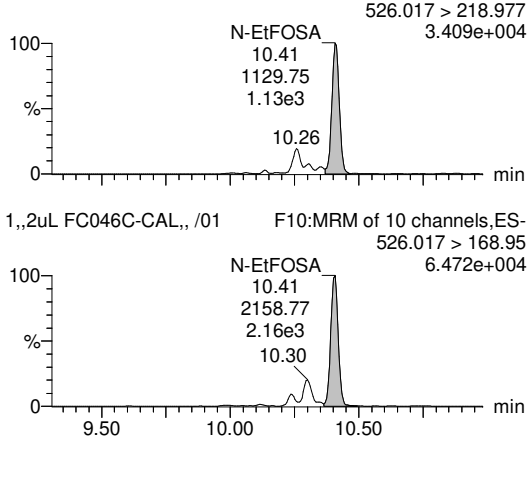

MeFOSAA-I

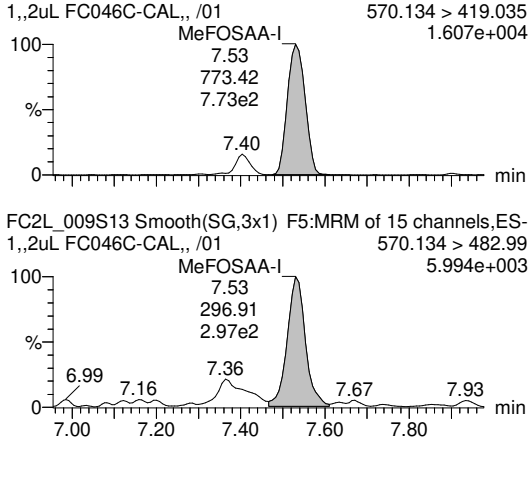

MeFOSAA-II

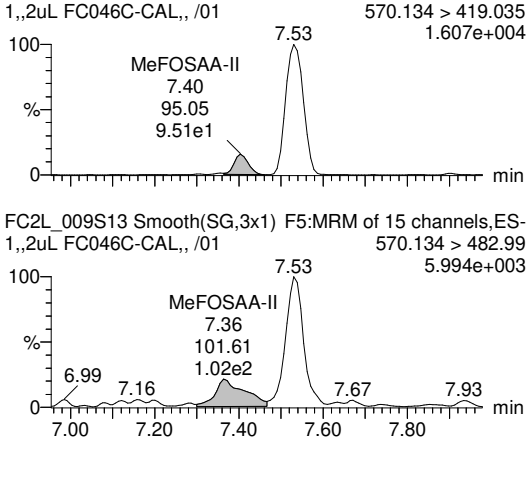

PV by TCH, SV by BRA 14-Jan-22, Conc. & LOD unit = ng for Inst QC, ng/mL for SPM, ng/L for samples

Quantify Sample Report **MassLynx MassLynx V4.1 SCN909**
SGS Axys Analytical Services, Ltd.

Dataset: G:\Masslynx\Inst_L\PFAS\quanfile\FC2L_009-b.qld

Last Altered: Wednesday, January 12, 2022 10:02:34 Pacific Standard Time
Printed: Friday, January 14, 2022 09:10:39 Pacific Standard Time

ID: FC046C-CAL,, /01, Name: FC2L_009S13, Description: 1,,2uL, Date: 11-Jan-2022, Time: 14:24:33

MeFOSAA-III

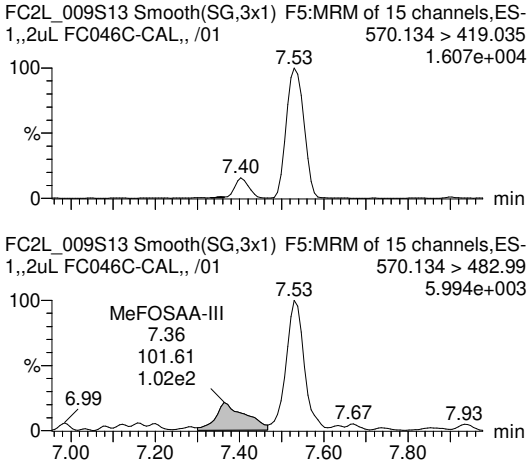

MeFOSAA-SUM

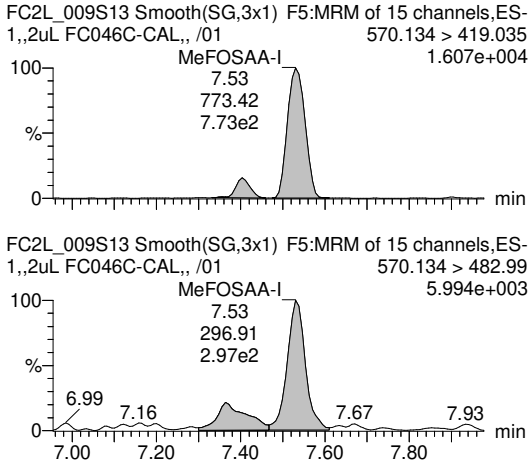

MeFOSAA

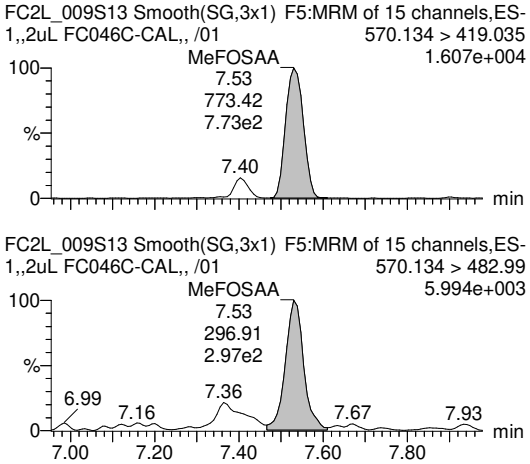

EtFOSAA-I

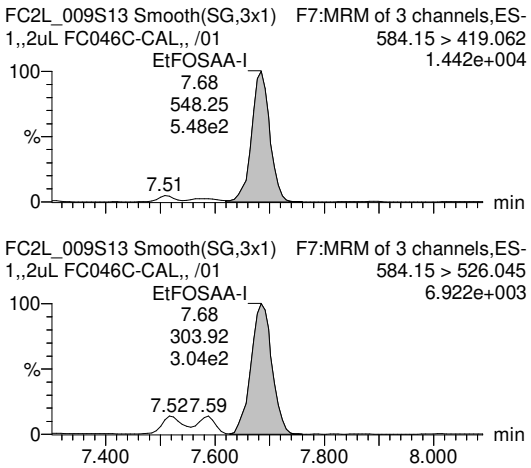

EtFOSAA-II

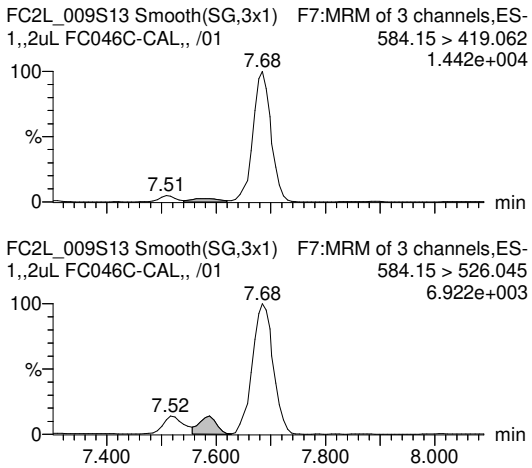

EtFOSAA-III

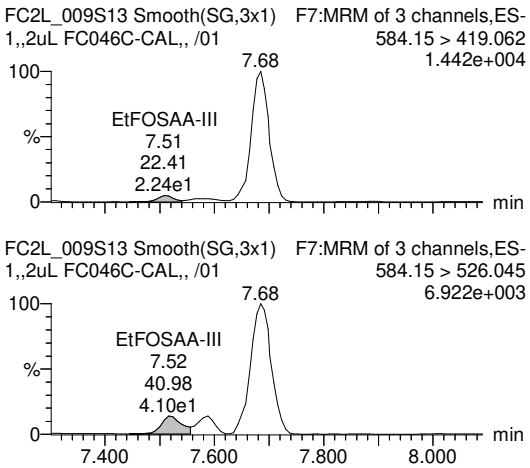

PV by TCH, SV by BRA 14-Jan-22, Conc. & LOD unit = ng for Inst QC, ng/mL for SPM, ng/L for samples

Quantify Sample Report **MassLynx MassLynx V4.1 SCN909**
SGS Axys Analytical Services, Ltd.

Dataset: G:\Masslynx\Inst_L\PFAS\quanfile\FC2L_009-b.qld

Last Altered: Wednesday, January 12, 2022 10:02:34 Pacific Standard Time
Printed: Friday, January 14, 2022 09:10:39 Pacific Standard Time

ID: FC046C-CAL,, /01, Name: FC2L_009S13, Description: 1,,2uL, Date: 11-Jan-2022, Time: 14:24:33

EtFOSAA-SUM

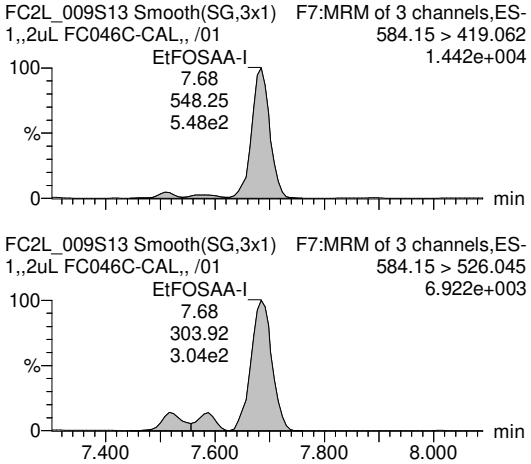

EtFOSAA

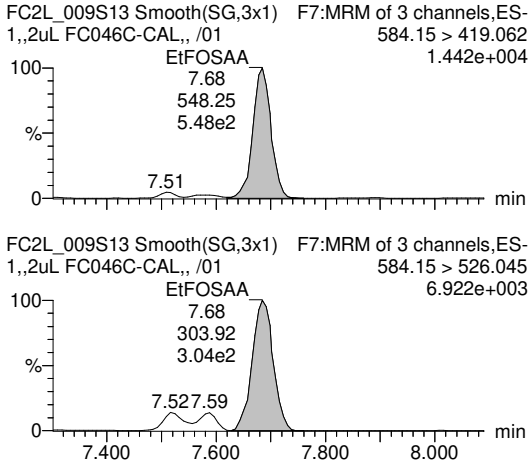

N-MeFOSE-I

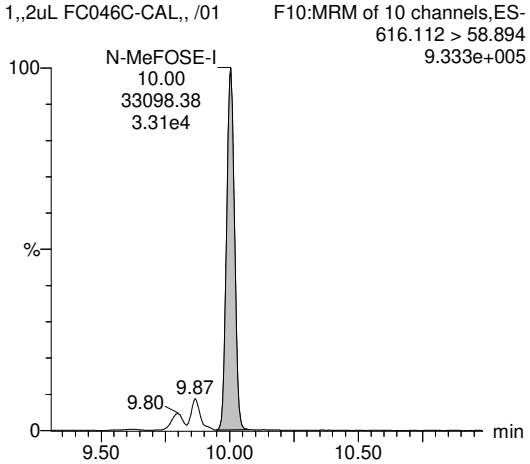

N-MeFOSE-II

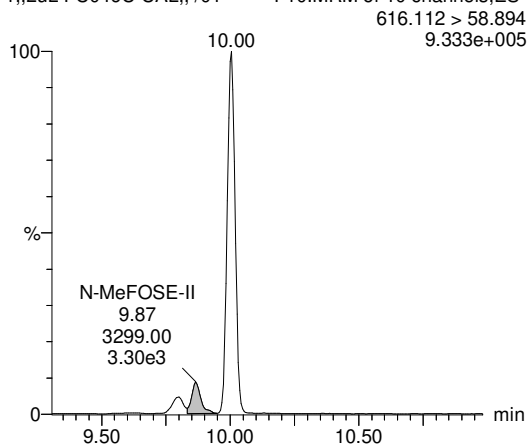

N-MeFOSE-III

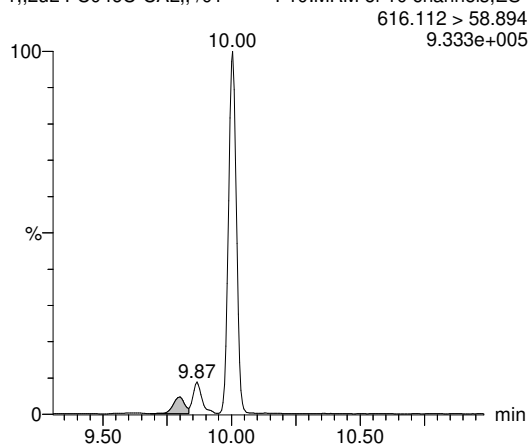

N-MeFOSE-SUM

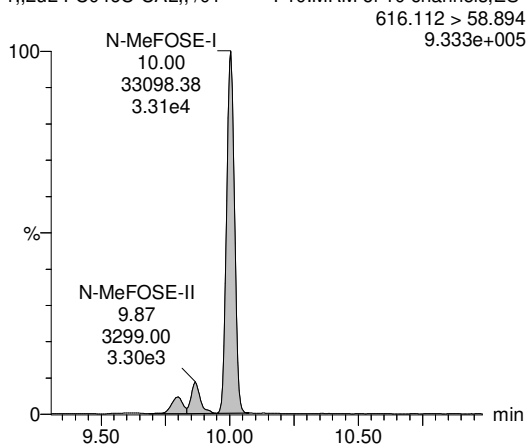

PV by TCH, SV by BRA 14-Jan-22, Conc. & LOD unit = ng for Inst QC, ng/mL for SPM, ng/L for samples

Quantify Sample Report **MassLynx MassLynx V4.1 SCN909**
SGS Axys Analytical Services, Ltd.

Dataset: G:\Masslynx\Inst_L\PFAS\quanfile\FC2L_009-b.qld

Last Altered: Wednesday, January 12, 2022 10:02:34 Pacific Standard Time
Printed: Friday, January 14, 2022 09:10:39 Pacific Standard Time

ID: FC046C-CAL,, /01, Name: FC2L_009S13, Description: 1,,2uL, Date: 11-Jan-2022, Time: 14:24:33

N-MeFOSE

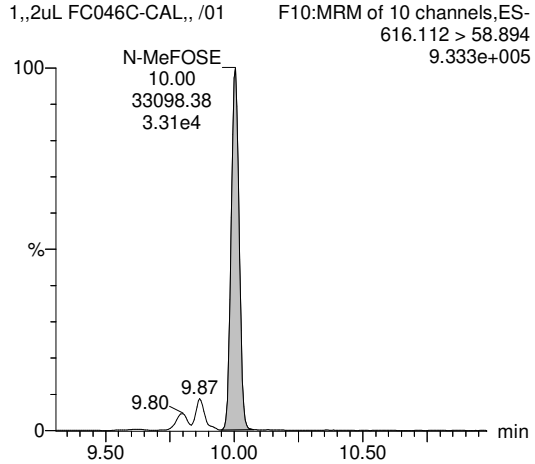

N-EtFOSE-I

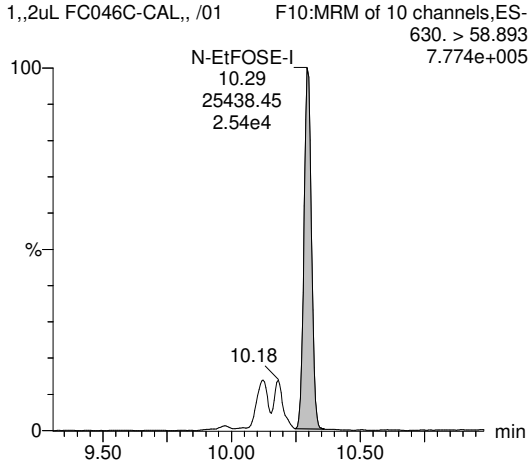

N-EtFOSE-II

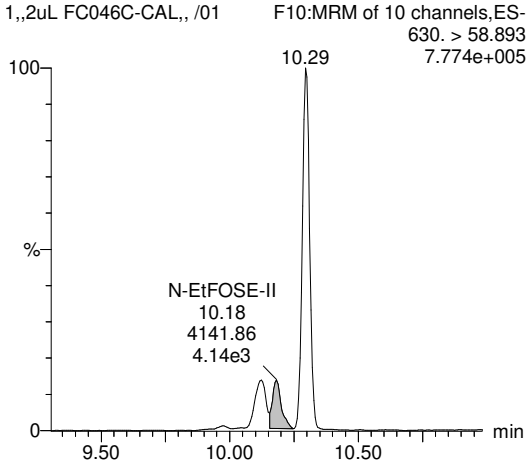

N-EtFOSE-III

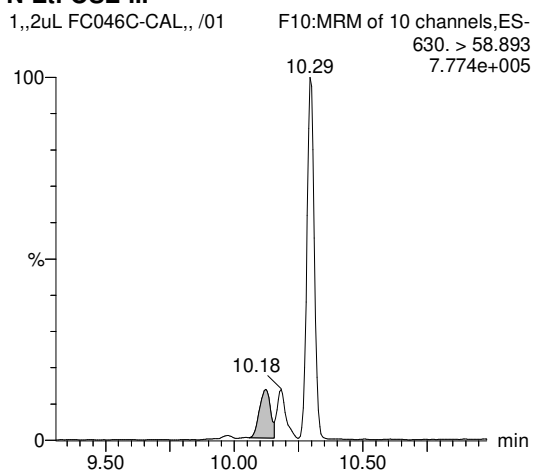

N-EtFOSE-SUM

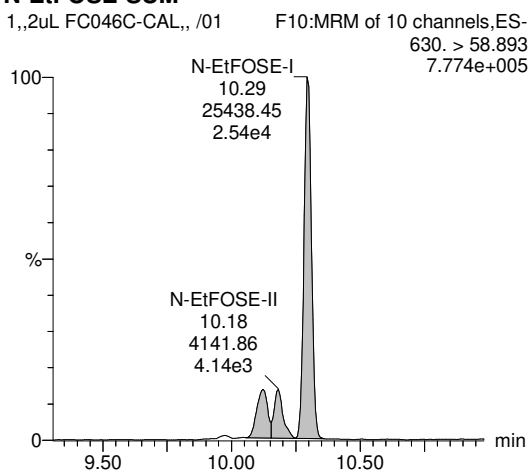

N-EtFOSE

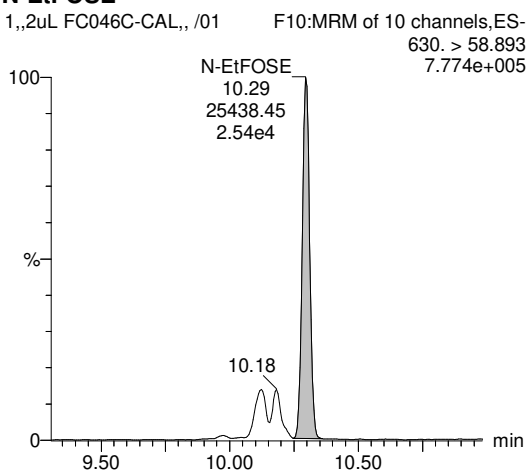

PV by TCH, SV by BRA 14-Jan-22, Conc. & LOD unit = ng for Inst QC, ng/mL for SPM, ng/L for samples

Quantify Sample Report **MassLynx MassLynx V4.1 SCN909**
SGS Axys Analytical Services, Ltd.

Dataset: G:\Masslynx\Inst_L\PFAS\quanfile\FC2L_009-b.qld

Last Altered: Wednesday, January 12, 2022 10:02:34 Pacific Standard Time
Printed: Friday, January 14, 2022 09:10:39 Pacific Standard Time

ID: FC046C-CAL,, /01, Name: FC2L_009S13, Description: 1,,2uL, Date: 11-Jan-2022, Time: 14:24:33

HFPO-DA

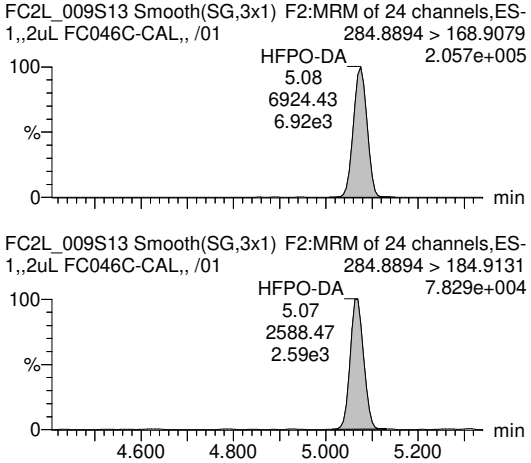

ADONA

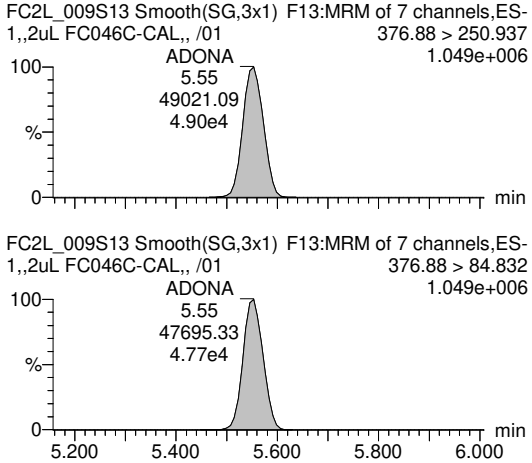

9Cl-PF3ONS

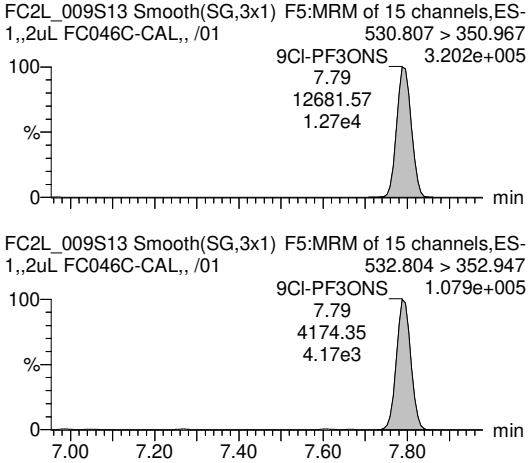

11Cl-PF3OUdS

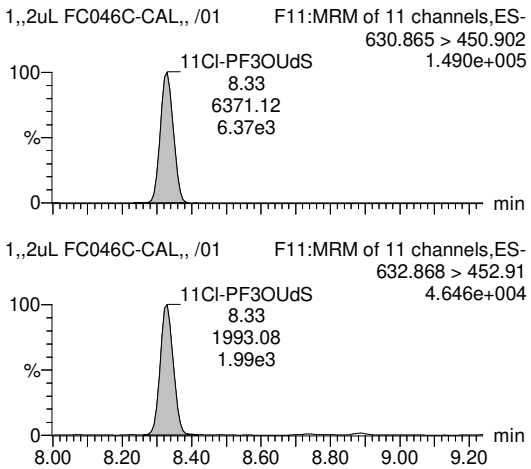

3:3 FTCA

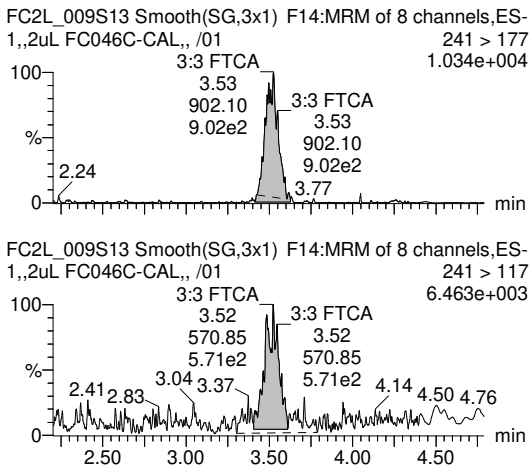

5:3 FTCA

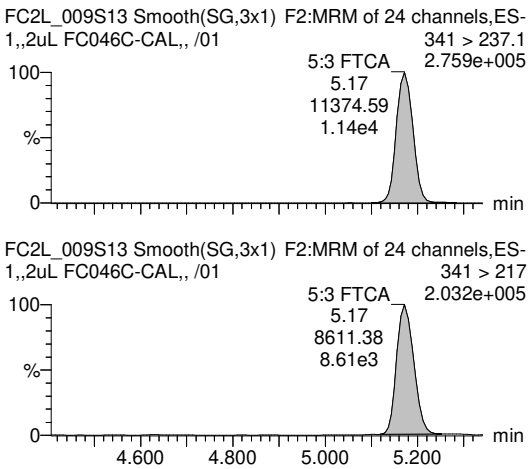

PV by TCH, SV by BRA 14-Jan-22, Conc. & LOD unit = ng for Inst QC, ng/mL for SPM, ng/L for samples

Quantify Sample Report **MassLynx MassLynx V4.1 SCN909**
SGS Axys Analytical Services, Ltd.

Dataset: G:\Masslynx\Inst_L\PFAS\quanfile\FC2L_009-b.qld

Last Altered: Wednesday, January 12, 2022 10:02:34 Pacific Standard Time
Printed: Friday, January 14, 2022 09:10:39 Pacific Standard Time

ID: FC046C-CAL,, /01, Name: FC2L_009S13, Description: 1,,2uL, Date: 11-Jan-2022, Time: 14:24:33

7:3 FTCA

FC2L_009S13 Smooth(SG,3x1) F3:MRM of 12 channels,ES-
1,,2uL FC046C-CAL,, /01 441 > 316.9
6.790e+004

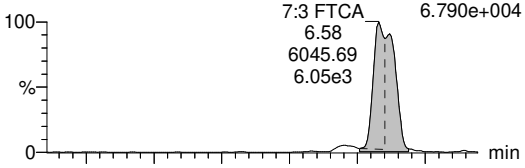

FC2L_009S13 Smooth(SG,3x1) F3:MRM of 12 channels,ES-
1,,2uL FC046C-CAL,, /01 441 > 336.9
1.049e+005

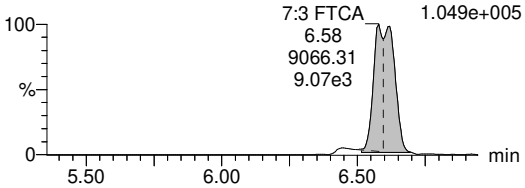

PFEESA

FC2L_009S13 Smooth(SG,3x1) F2:MRM of 24 channels,ES-
1,,2uL FC046C-CAL,, /01 314.8 > 134.9
3.465e+005

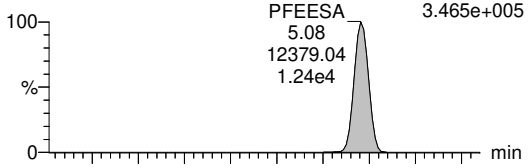

FC2L_009S13 Smooth(SG,3x1) F2:MRM of 24 channels,ES-
1,,2uL FC046C-CAL,, /01 314.8 > 82.9
3.925e+004

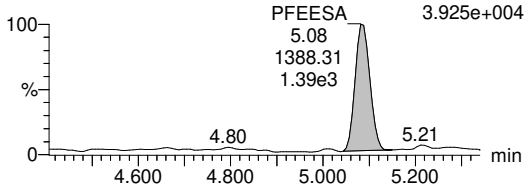

PFMPA

FC2L_009S13 Smooth(SG,5x1) F14:MRM of 8 channels,ES-
1,,2uL FC046C-CAL,, /01 229.013 > 84.9
1.324e+005

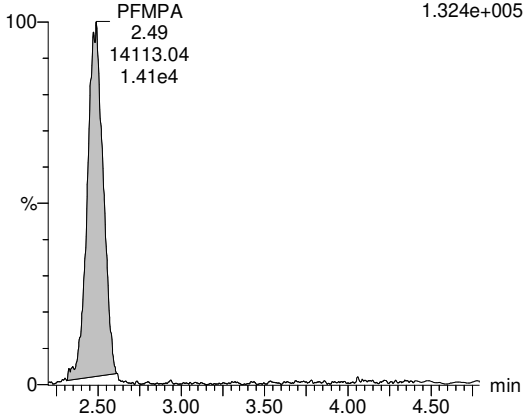

PFMBA

FC2L_009S13 Smooth(SG,3x1) F14:MRM of 8 channels,ES-
1,,2uL FC046C-CAL,, /01 279 > 85.1
2.497e+005

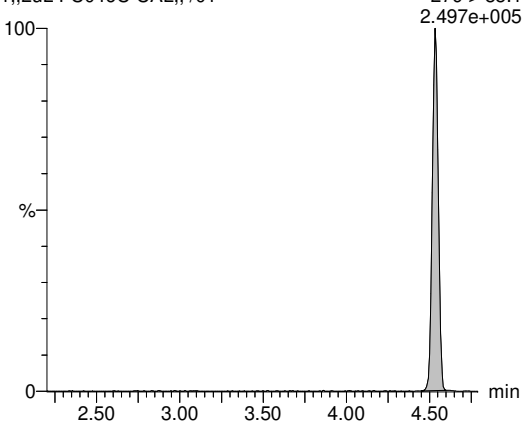

NFDHA

FC2L_009S13 Smooth(SG,3x1) F2:MRM of 24 channels,ES-
1,,2uL FC046C-CAL,, /01 295 > 201
7.983e+003

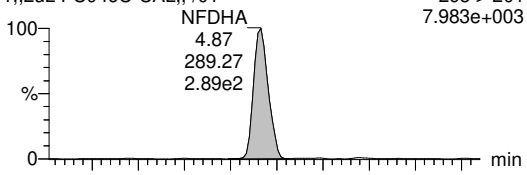

FC2L_009S13 Smooth(SG,3x1) F2:MRM of 24 channels,ES-
1,,2uL FC046C-CAL,, /01 295 > 84.9
5.756e+003

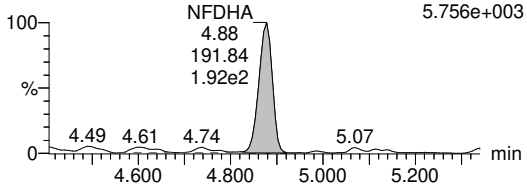

13C4-PFBA

FC2L_009S13 Smooth(SG,3x1) F1:MRM of 3 channels,ES-
1,,2uL FC046C-CAL,, /01 216.776 > 171.928
4.194e+006

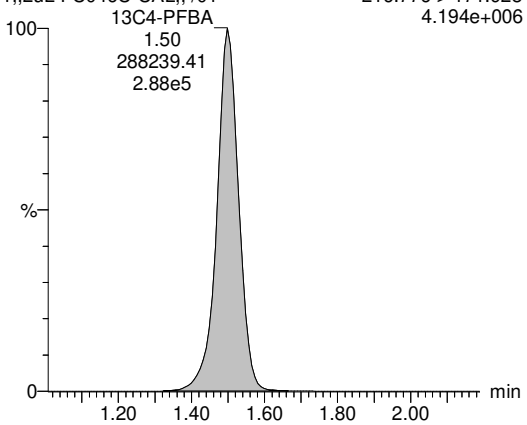

PV by TCH, SV by BRA 14-Jan-22, Conc. & LOD unit = ng for Inst QC, ng/mL for SPM, ng/L for samples

Quantify Sample Report **MassLynx MassLynx V4.1 SCN909**
SGS Axys Analytical Services, Ltd.

Dataset: G:\Masslynx\Inst_L\PFAS\quanfile\FC2L_009-b.qld

Last Altered: Wednesday, January 12, 2022 10:02:34 Pacific Standard Time
Printed: Friday, January 14, 2022 09:10:39 Pacific Standard Time

ID: FC046C-CAL,, /01, Name: FC2L_009S13, Description: 1,,2uL, Date: 11-Jan-2022, Time: 14:24:33

13C5-PFPeA

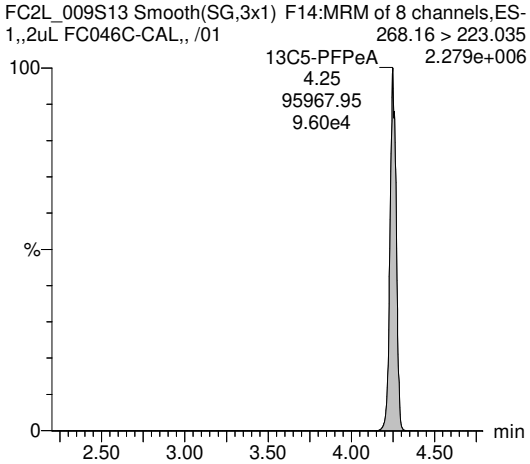

13C5-PFHxA

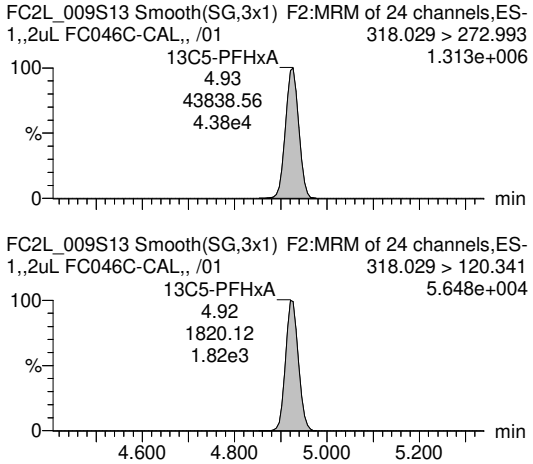

13C4-PFHpA

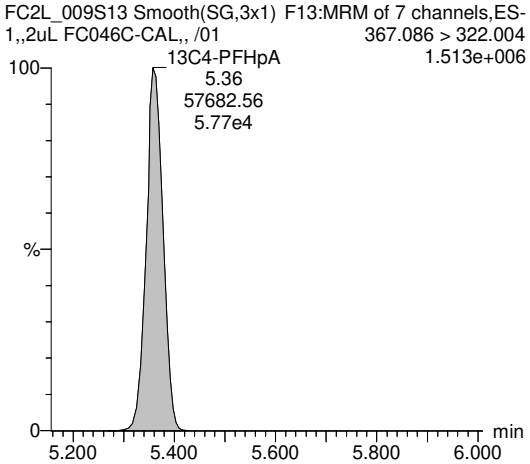

13C8-PFOA

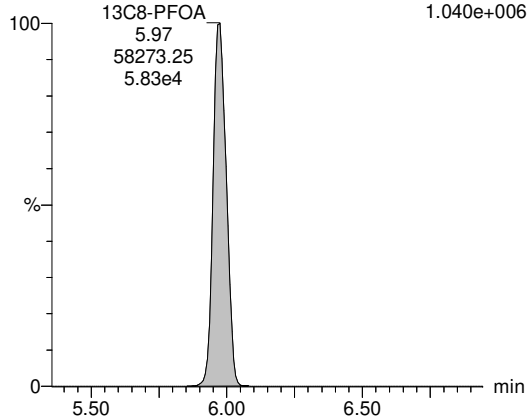

13C9-PFNA

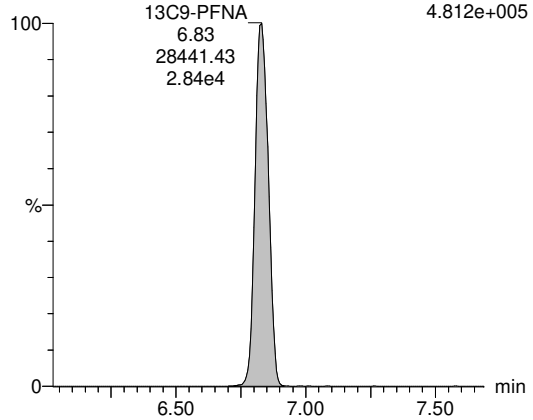

13C6-PFDA

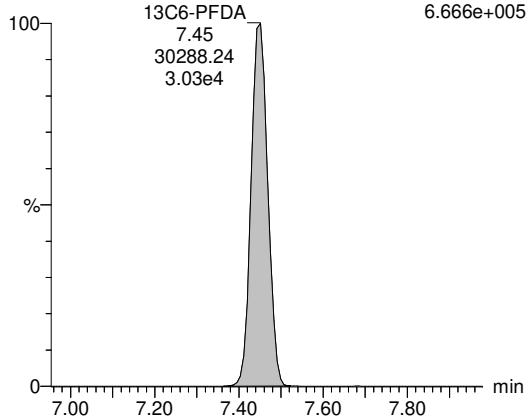

PV by TCH, SV by BRA 14-Jan-22, Conc. & LOD unit = ng for Inst QC, ng/mL for SPM, ng/L for samples

Quantify Sample Report **MassLynx MassLynx V4.1 SCN909**
SGS Axys Analytical Services, Ltd.

Dataset: G:\Masslynx\Inst_L\PFAS\quanfile\FC2L_009-b.qld

Last Altered: Wednesday, January 12, 2022 10:02:34 Pacific Standard Time
Printed: Friday, January 14, 2022 09:10:39 Pacific Standard Time

ID: FC046C-CAL,, /01, Name: FC2L_009S13, Description: 1,,2uL, Date: 11-Jan-2022, Time: 14:24:33

13C7-PFUnA

FC2L_009S13 Smooth(SG,3x1) F9:MRM of 5 channels,ES-
1,,2uL FC046C-CAL,, /01 570.019 > 525.05
8.279e+005

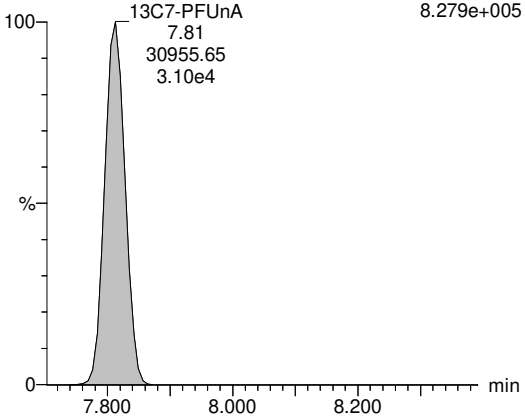

13C2-PFDoA

1,,2uL FC046C-CAL,, /01 F11:MRM of 11 channels,ES-
615.127 > 570.013
6.938e+005

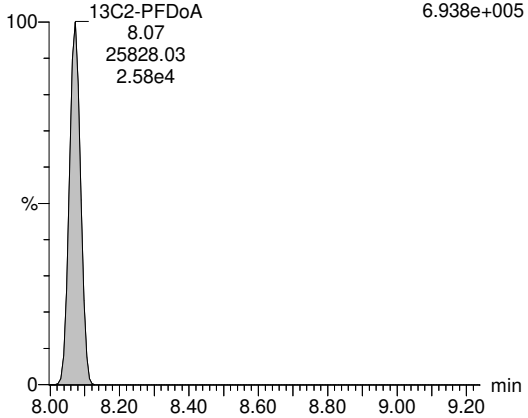

13C2-PFTeDA

FC2L_009S13 Smooth(SG,3x1) F8:MRM of 5 channels,ES-
1,,2uL FC046C-CAL,, /01 715.057 > 670.026
3.890e+005

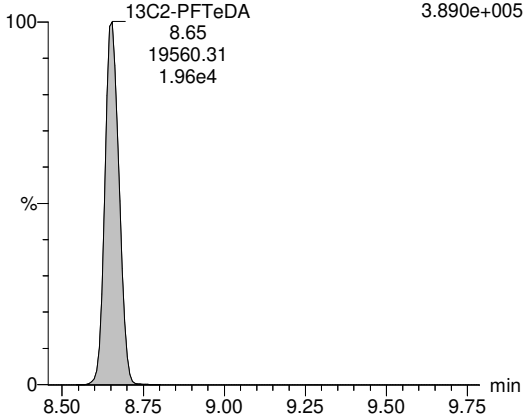

13C3-PFBS

FC2L_009S13 Smooth(SG,3x1) F2:MRM of 24 channels,ES-
1,,2uL FC046C-CAL,, /01 302.056 > 79.865
1.143e+006

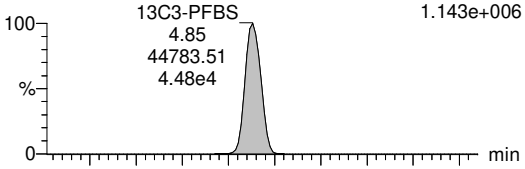

FC2L_009S13 Smooth(SG,3x1) F2:MRM of 24 channels,ES-
1,,2uL FC046C-CAL,, /01 302.056 > 98.875
4.389e+005

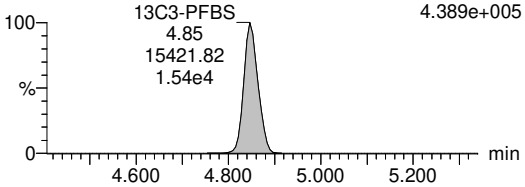

13C3-PFHxS

FC2L_009S13 Smooth(SG,3x1) F3:MRM of 12 channels,ES-
1,,2uL FC046C-CAL,, /01 402.114 > 79.858
6.701e+005

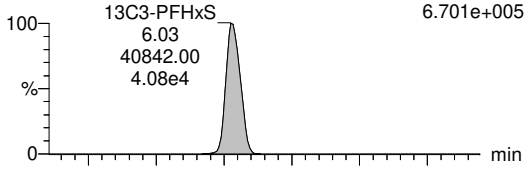

FC2L_009S13 Smooth(SG,3x1) F3:MRM of 12 channels,ES-
1,,2uL FC046C-CAL,, /01 402.114 > 98.801
2.861e+005

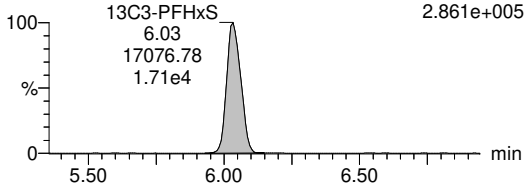

13C8-PFOS

FC2L_009S13 Smooth(SG,3x1) F5:MRM of 15 channels,ES-
1,,2uL FC046C-CAL,, /01 507.124 > 79.858
7.430e+005

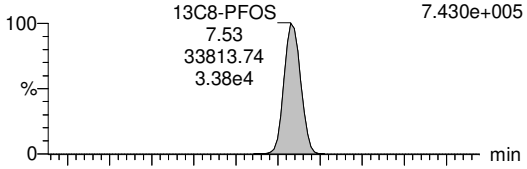

FC2L_009S13 Smooth(SG,3x1) F5:MRM of 15 channels,ES-
1,,2uL FC046C-CAL,, /01 507.124 > 98.867
3.341e+005

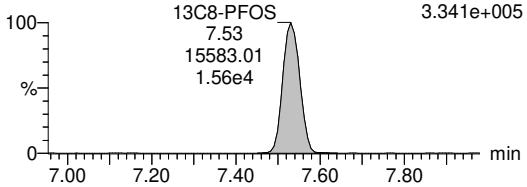

PV by TCH, SV by BRA 14-Jan-22, Conc. & LOD unit = ng for Inst QC, ng/mL for SPM, ng/L for samples

Quantify Sample Report **MassLynx MassLynx V4.1 SCN909**
SGS Axys Analytical Services, Ltd.

Dataset: G:\Masslynx\Inst_L\PFAS\quanfile\FC2L_009-b.qld

Last Altered: Wednesday, January 12, 2022 10:02:34 Pacific Standard Time
Printed: Friday, January 14, 2022 09:10:39 Pacific Standard Time

ID: FC046C-CAL,, /01, Name: FC2L_009S13, Description: 1,,2uL, Date: 11-Jan-2022, Time: 14:24:33

13C2-4:2 FTS

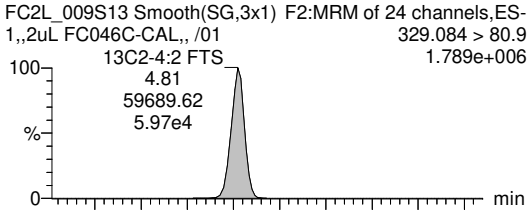

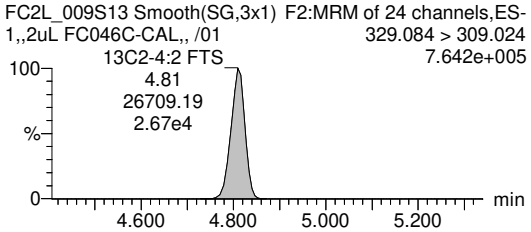

13C2-6:2 FTS

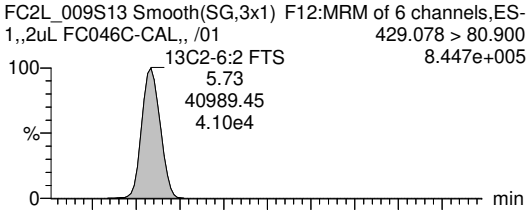

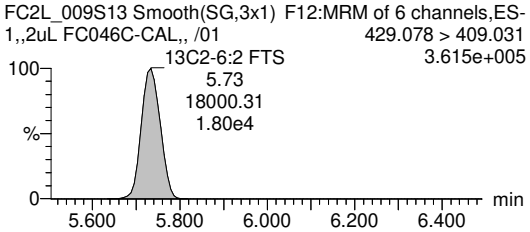

13C2-8:2 FTS

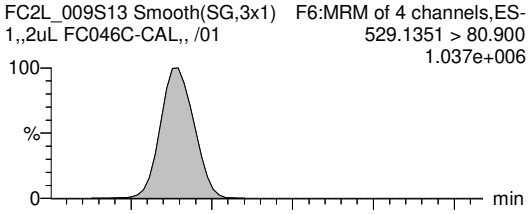

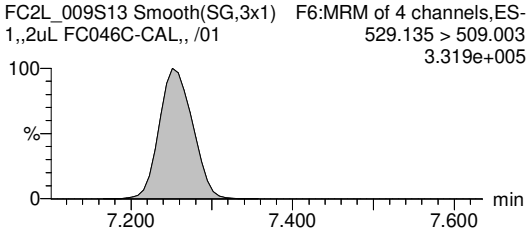

13C8-PFOSA

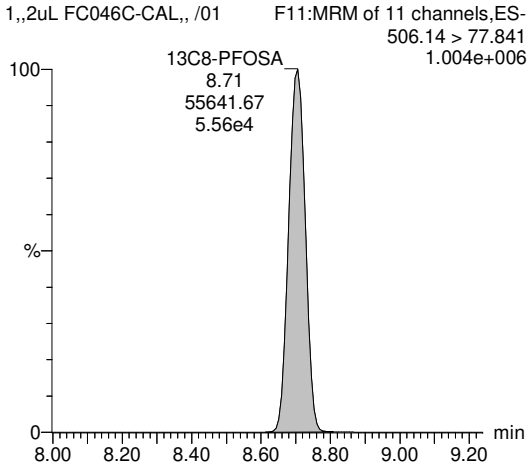

D3-N-MeFOSA

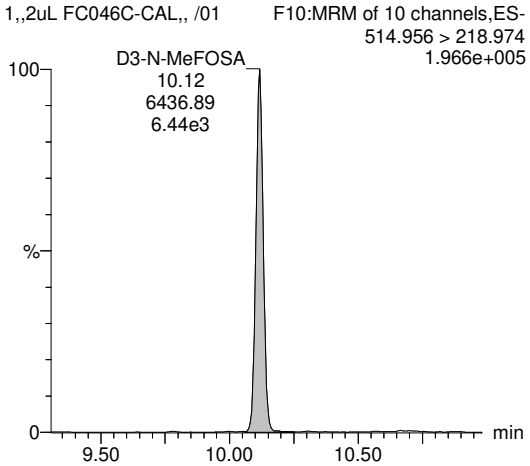

D5-N-EtFOSA

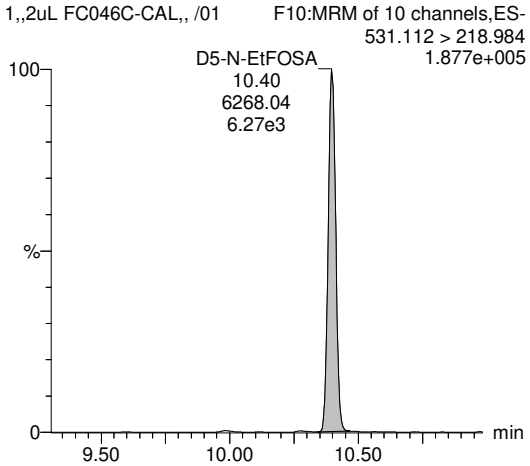

PV by TCH, SV by BRA 14-Jan-22, Conc. & LOD unit = ng for Inst QC, ng/mL for SPM, ng/L for samples

Quantify Sample Report **MassLynx MassLynx V4.1 SCN909**
SGS Axys Analytical Services, Ltd.

Dataset: G:\Masslynx\Inst_L\PFAS\quanfile\FC2L_009-b.qld

Last Altered: Wednesday, January 12, 2022 10:02:34 Pacific Standard Time
Printed: Friday, January 14, 2022 09:10:39 Pacific Standard Time

ID: FC046C-CAL,, /01, Name: FC2L_009S13, Description: 1,,2uL, Date: 11-Jan-2022, Time: 14:24:33

D3-MeFOSAA

FC2L_009S13 Smooth(SG,3x1) F5:MRM of 15 channels,ES-
1,,2uL FC046C-CAL,, /01 573.153 > 418.99
5.404e+005

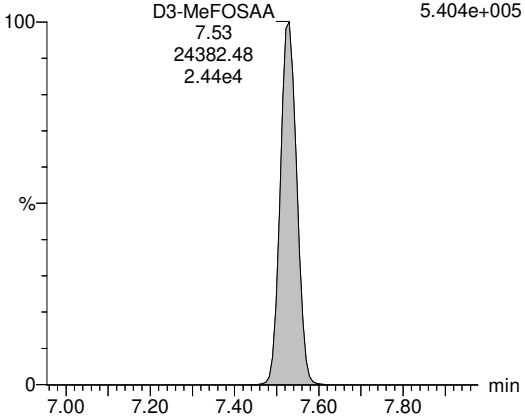

D5-EtFOSAA

FC2L_009S13 Smooth(SG,3x1) F7:MRM of 3 channels,ES-
1,,2uL FC046C-CAL,, /01 589.245 > 418.971
4.942e+005

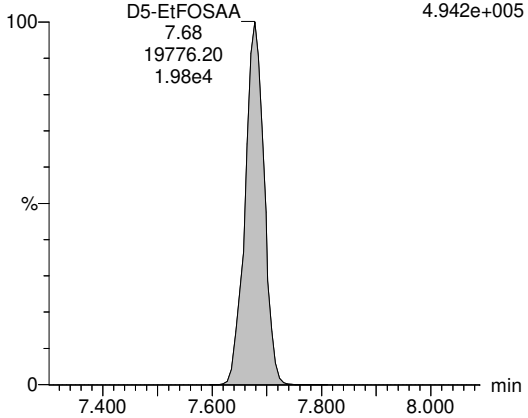

D7-N-MeFOSE

1,,2uL FC046C-CAL,, /01 F10:MRM of 10 channels,ES-
623.156 > 58.896
1.163e+007

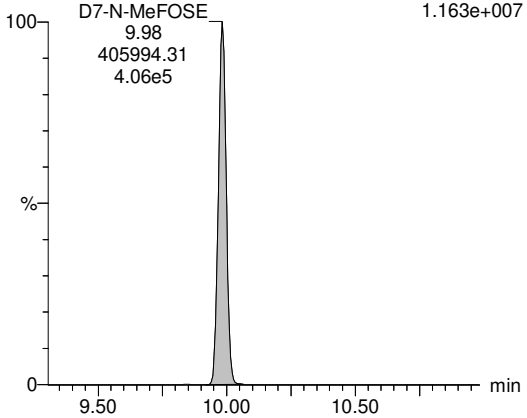

D9-N-EtFOSE

1,,2uL FC046C-CAL,, /01 F10:MRM of 10 channels,ES-
639.184 > 58.897
1.336e+007

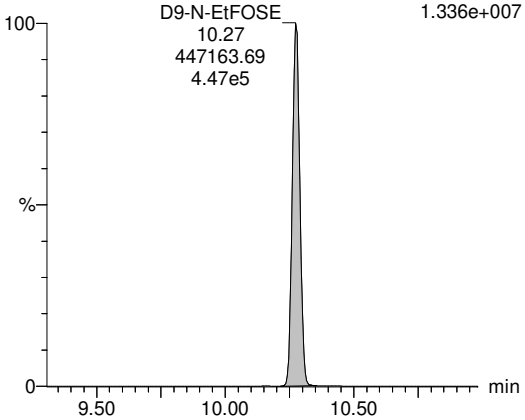

13C3-HFPO-DA

FC2L_009S13 Smooth(SG,3x1) F2:MRM of 24 channels,ES-
1,,2uL FC046C-CAL,, /01 286.8631 > 168.8861
2.610e+006

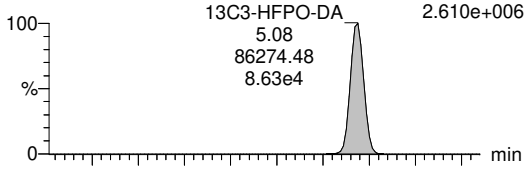

FC2L_009S13 Smooth(SG,3x1) F2:MRM of 24 channels,ES-
1,,2uL FC046C-CAL,, /01 286.8631 > 184.8888
7.882e+005

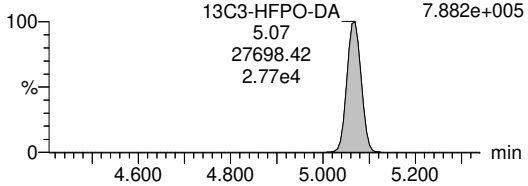

13C3-PFBA

FC2L_009S13 Smooth(SG,3x1) F1:MRM of 3 channels,ES-
1,,2uL FC046C-CAL,, /01 216.029 > 171.97
1.704e+006

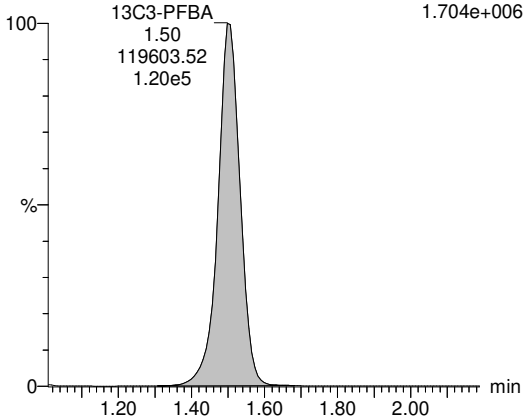

PV by TCH, SV by BRA 14-Jan-22, Conc. & LOD unit = ng for Inst QC, ng/mL for SPM, ng/L for samples

Quantify Sample Report **MassLynx MassLynx V4.1 SCN909**
SGS Axys Analytical Services, Ltd.

Dataset: G:\Masslynx\Inst_L\PFAS\quanfile\FC2L_009-b.qld

Last Altered: Wednesday, January 12, 2022 10:02:34 Pacific Standard Time
Printed: Friday, January 14, 2022 09:10:39 Pacific Standard Time

ID: FC046C-CAL,, /01, Name: FC2L_009S13, Description: 1,,2uL, Date: 11-Jan-2022, Time: 14:24:33

13C2-PFHxA

FC2L_009S13 Smooth(SG,3x1) F2:MRM of 24 channels,ES-
1,,2uL FC046C-CAL,, /01 315.083 > 269.984
1.720e+006

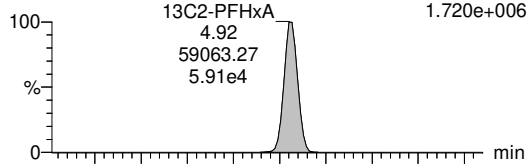

FC2L_009S13 Smooth(SG,3x1) F2:MRM of 24 channels,ES-
1,,2uL FC046C-CAL,, /01 315.083 > 119.359
6.667e+004

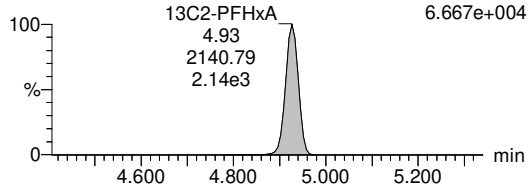

13C4-PFOA

FC2L_009S13 Smooth(SG,3x1) F3:MRM of 12 channels,ES-
1,,2uL FC046C-CAL,, /01 417.083 > 171.95
2.880e+005

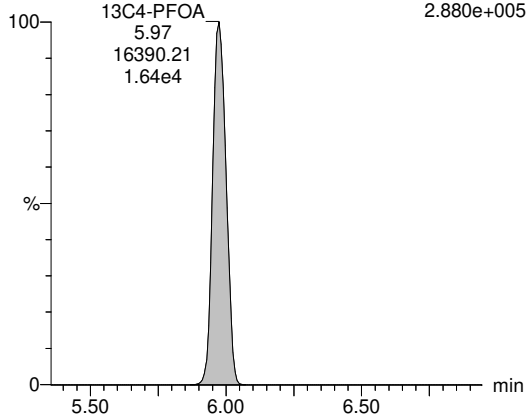

13C5-PFNA

FC2L_009S13 Smooth(SG,3x1) F4:MRM of 7 channels,ES-
1,,2uL FC046C-CAL,, /01 468.019 > 423.008
4.245e+005

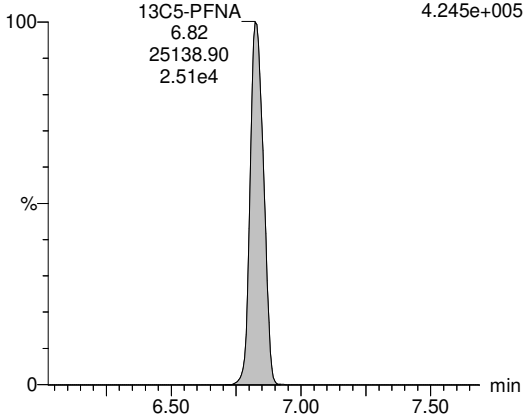

13C2-PFDA

FC2L_009S13 Smooth(SG,3x1) F5:MRM of 15 channels,ES-
1,,2uL FC046C-CAL,, /01 515.134 > 470.05
6.271e+005

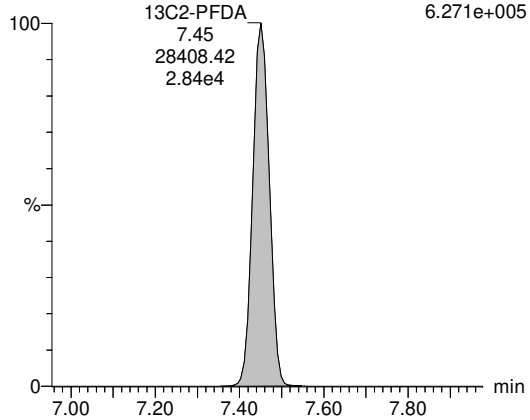

18O2-PFHxS

FC2L_009S13 Smooth(SG,3x1) F3:MRM of 12 channels,ES-
1,,2uL FC046C-CAL,, /01 402.984 > 83.895
5.671e+005

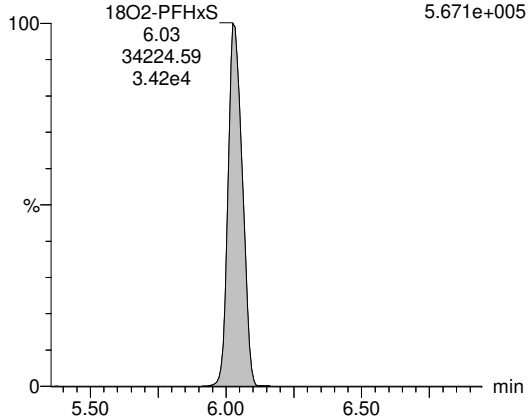

13C4-PFOS

FC2L_009S13 Smooth(SG,3x1) F5:MRM of 15 channels,ES-
1,,2uL FC046C-CAL,, /01 502.791 > 79.856
7.533e+005

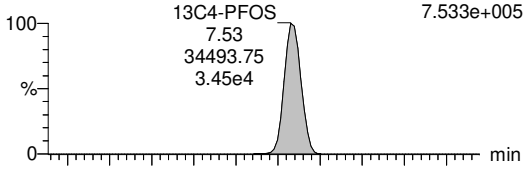

FC2L_009S13 Smooth(SG,3x1) F5:MRM of 15 channels,ES-
1,,2uL FC046C-CAL,, /01 502.791 > 98.864
3.610e+005

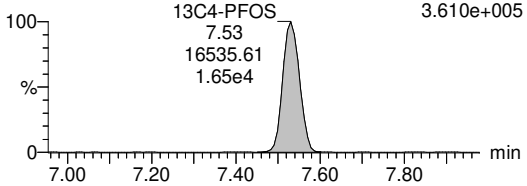

PV by TCH, SV by BRA 14-Jan-22, Conc. & LOD unit = ng for Inst QC, ng/mL for SPM, ng/L for samples

Quantify Sample Report **MassLynx MassLynx V4.1 SCN909**
SGS Axys Analytical Services, Ltd.

Dataset: G:\Masslynx\Inst_L\PFAS\quanfile\FC2L_009-b.qld

Last Altered: Wednesday, January 12, 2022 10:02:34 Pacific Standard Time
Printed: Friday, January 14, 2022 09:10:39 Pacific Standard Time

ID: FC046C-CAL,, /01, Name: FC2L_009S13, Description: 1,,2uL, Date: 11-Jan-2022, Time: 14:24:33

13C2-D4-6:2 FTS

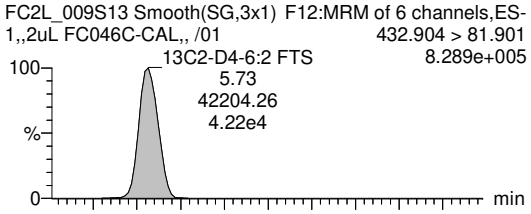

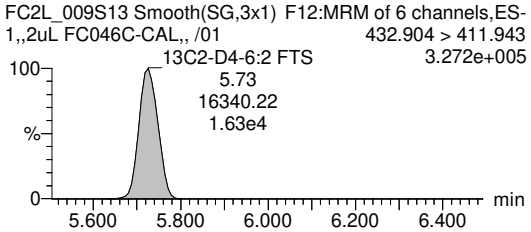

PV by TCH, SV by BRA 14-Jan-22, Conc. & LOD unit = ng for Inst QC, ng/mL for SPM, ng/L for samples

Quantify Sample Report **MassLynx MassLynx V4.1 SCN909**
SGS Axys Analytical Services, Ltd.

Dataset: G:\Masslynx\Inst_L\PFAS\quanfile\FC2L_009-b.qld

Last Altered: Wednesday, January 12, 2022 10:02:34 Pacific Standard Time
Printed: Friday, January 14, 2022 09:10:39 Pacific Standard Time

ID: FC046C-CAL,, /01, Name: FC2L_009S13, Description: 1,,2uL, Date: 11-Jan-2022, Time: 14:24:33

#	IS#	Name	RT	Area	Confirm. Ion Area	IS Area	Std. Conc	Conc.	LOD	%Rec	Ratio (Pr...	Ratio	Ratio Fail(Y...	S/N	Noi...	IS Height	Samp. size	F2	Fla...
1	84	PFBA	1.51	23865		288239	3.200	3.301	0.0256	103.2				385	896	4190397	1.000	1.0	bb
2	85	PFPeA	4.25	9797		95968	1.600	1.690	0.0338	105.6				154	1550	2277523	1.000	1.0	bb
3	86	PFHxA	4.92	4175	795	43839	0.800	0.897	0.0146	112.1	4.85	5.25	NO	177	679	1311930	1.000	1.0	dd
4	87	PFHpA	5.36	5304	2554	57683	0.800	0.838	0.0065	104.8	2.16	2.08	NO	381	359	1512286	1.000	1.0	bb
5	88	PFOA-I	5.97	7579	3648	58273	0.000	0.889	0.0634		1.96	2.08	NO	42	3217	1040035	1.000	1.0	bb
6	88	PFOA-II				58273	0.000		0.0634		0.00				3217	1040035	1.000	1.0	
7	88	PFOA-III				58273	0.000		0.0634		0.00				3217	1040035	1.000	1.0	
8	88	PFOA-IV				58273	0.000		0.0634		0.00				3217	1040035	1.000	1.0	
9		PFOA-SUM		7579		58273	0.000	0.889	0.0634						3217	1040035	1.000	1.0	
10	88	PFOA	5.97	7579	3648	58273	0.800	0.889	0.0634	111.1	1.96	2.08	NO	42	3217	1040035	1.000	1.0	bb
11	89	PFNA-I	6.82	5343	1866	28441	0.000	0.917	0.0453		2.85	2.86	NO	61	1489	481195	1.000	1.0	bd
12	89	PFNA-II				28441	0.000		0.0453		0.00				1489	481195	1.000	1.0	
13	89	PFNA-III				28441	0.000		0.0453		0.00				1489	481195	1.000	1.0	
14		PFNA-SUM		5343		28441	0.000	0.917	0.0453						1489	481195	1.000	1.0	
15	89	PFNA	6.82	5343	1866	28441	0.800	0.917	0.0453	114.6	2.85	2.86	NO	61	1489	481195	1.000	1.0	bd
16	90	PFDA	7.45	4122	1448	30288	0.800	0.813	0.0294	101.6	3.07	2.85	NO	85	1094	666374	1.000	1.0	bb
17	91	PFUnA	7.81	4077	958	30956	0.800	0.863	0.0199	107.9	4.31	4.26	NO	132	839	827519	1.000	1.0	bb
18	92	PFDoA	8.07	4724	563	25828	0.800	0.851	0.0192	106.4	7.42	8.39	NO	131	952	693478	1.000	1.0	bb
19	M...	PFTrDA	8.32	3328	1014	22694	0.800	0.871	0.0255	108.8	3.08	3.28	NO	108	741	541254	1.000	1.0	bb
20	93	PFTeDA	8.65	2576	1000	19560	0.800	0.882	0.0454	110.3	2.82	2.58	NO	56	880	389030	1.000	1.0	dd
21	94	PFBS	4.85	4589	1761	44784	0.800	0.889	0.0011	111.1	2.59	2.61	NO	2696	48	1143211	1.000	1.0	bb
22	95	PFPeS	5.36	3716	1415	40842	0.802	0.922	0.0023	114.9	2.24	2.63	NO	1899	50	669886	1.000	1.0	bb
23	95	PFHxS-I	6.03	3354	1500	40842	0.000	0.699	0.0109		2.37	2.24	NO	187	286	669886	1.000	1.0	db
24	95	PFHxS-II	5.84	391	110	40842	0.000	0.081	0.0109		3.26	3.54	NO	23	286	669886	1.000	1.0	dd
25	95	PFHxS-III	5.78	183	124	40842	0.000	0.038	0.0109		2.72	1.48	NO	14	286	669886	1.000	1.0	bd
26		PFHxS-SUM		3928		40842	0.000	0.818	0.0327						286	669886	1.000	1.0	
27	95	PFHxS	6.03	3354	1500	40842	0.800	0.699	0.0109	87.3	2.40	2.24	NO	187	286	669886	1.000	1.0	db
28	96	PFHpS	6.92	2960	1553	33814	0.802	0.807	0.0006	100.6	2.12	1.91	NO	2946	16	742774	1.000	1.0	db
29	96	PFOS-I	7.54	2955	1129	33814	0.000	0.703	0.0001		2.42	2.62	NO	153...	4	742774	1.000	1.0	db
30	96	PFOS-II	7.40	294	60	33814	0.000	0.070	0.0001		2.75	4.89	YES	1672	4	742774	1.000	1.0	dd
31	96	PFOS-III	7.35	245	33	33814	0.000	0.058	0.0001		8.19	7.42	NO	1075	4	742774	1.000	1.0	bd
32	96	PFOS-IV				33814	0.000		0.0001		2.14				4	742774	1.000	1.0	
33		PFOS-SUM		3494		33814	0.000	0.832	0.0004						4	742774	1.000	1.0	
34	96	PFOS	7.54	2955	1129	33814	0.800	0.703	0.0001	87.9	2.54	2.62	NO	153...	4	742774	1.000	1.0	db
35	96	PFNS	7.89	3065	1321	33814	0.802	0.768	0.0006	95.9	2.36	2.32	NO	4896	17	742774	1.000	1.0	MM

PV by TCH, SV by BRA 14-Jan-22, Conc. & LOD unit = ng for Inst QC, ng/mL for SPM, ng/L for samples

Quantify Sample Report **MassLynx MassLynx V4.1 SCN909**
SGS Axys Analytical Services, Ltd.

Dataset: G:\Masslynx\Inst_L\PFAS\quanfile\FC2L_009-b.qld

Last Altered: Wednesday, January 12, 2022 10:02:34 Pacific Standard Time
Printed: Friday, January 14, 2022 09:10:39 Pacific Standard Time

ID: FC046C-CAL,, /01, Name: FC2L_009S13, Description: 1,,2uL, Date: 11-Jan-2022, Time: 14:24:33

#	IS#	Name	RT	Area	Confirm. Ion Area	IS Area	Std. Conc	Conc.	LOD	%Rec	Ratio (Pr...	Ratio	Ratio Fail(Y...	S/N	Noi...	IS Height	Samp. size	F2	Fla...
36	96	PFDS	8.14	3060	1266	33814	0.800	0.803	0.0004	100.4	2.36	2.42	NO	6670	12	742774	1.000	1.0	bd
37	96	PFDoS	8.79	2169	1031	33814	0.801	0.691	0.0004	86.3	2.24	2.10	NO	3998	10	742774	1.000	1.0	bb
38	97	4:2 FTS	4.81	4154	10479	59690	3.200	2.952	0.0009	92.2	0.43	0.40	NO	101...	12	1789194	1.000	1.0	db
39	98	6:2 FTS	5.73	2895	6812	40989	2.880	2.733	0.0038	94.9	0.44	0.43	NO	2096	28	844300	1.000	1.0	bb
40	99	8:2 FTS	7.26	2385	4821	49844	3.200	3.577	0.0023	111.8	0.57	0.49	NO	4702	11	1037220	1.000	1.0	bb
41	100	PFOSA-I	8.71	4238		55642	0.000	0.766	0.0013					1795	44	1003107	1.000	1.0	db
42	100	PFOSA-II	8.56	355		55642	0.000	0.064	0.0013					131	44	1003107	1.000	1.0	dd
43		PFOSA-SUM		4593		55642	0.000	0.831	0.0026						44	1003107	1.000	1.0	
44	100	PFOSA	8.71	4238		55642	0.800	0.766	0.0013	95.8				1795	44	1003107	1.000	1.0	db
45	101	N-MeFOSA-I	10.11	543	1056	6437	0.000	0.753	0.0121		0.55	0.51	NO	161	89	196497	1.000	1.0	db
46	101	N-MeFOSA-II	9.94	41	26	6437	0.000	0.056	0.0121		1.14	1.56	NO	11	89	196497	1.000	1.0	bd
47		N-MeFOSA-SUM		583		6437	0.000	0.809	0.0243						89	196497	1.000	1.0	
48	101	N-MeFOSA	10.11	543	1056	6437	0.920	0.753	0.0121	81.8	0.53	0.51	NO	161	89	196497	1.000	1.0	db
49	102	N-EtFOSA-I	10.41	1130	2159	6268	0.000	1.499	0.0059		0.55	0.52	NO	764	45	187410	1.000	1.0	dd
50	102	N-EtFOSA-II	10.26	227	200	6268	0.000	0.302	0.0059		1.28	1.13	NO	148	45	187410	1.000	1.0	dd
51		N-EtFOSA-SUM		1357		6268	0.000	1.801	0.0119						45	187410	1.000	1.0	
52	102	N-EtFOSA	10.41	1130	2159	6268	2.000	1.499	0.0059	75.0	0.53	0.52	NO	764	45	187410	1.000	1.0	dd
53	103	MeFOSAA-I	7.53	773	297	24382	0.000	0.839	0.0036		2.01	2.60	NO	655	24	540132	1.000	1.0	bb
54	103	MeFOSAA-II	7.40	95	102	24382	0.000	0.103	0.0036		1.84	0.94	NO	101	24	540132	1.000	1.0	db
55	103	MeFOSAA-III	7.36	3	102	24382	0.000	0.003	0.0036		0.29	0.03	YES	6	24	540132	1.000	1.0	bd
56		MeFOSAA-SUM		871		24382	0.000	0.945	0.0108						24	540132	1.000	1.0	
57	103	MeFOSAA	7.53	773	297	24382	0.800	0.839	0.0036	104.9	1.87	2.60	NO	655	24	540132	1.000	1.0	bb
58	104	EtFOSAA-I	7.68	548	304	19776	0.000	0.731	0.0140		1.24	1.80	NO	165	88	494166	1.000	1.0	db
59	104	EtFOSAA-II	7.57	21	35	19776	0.000	0.028	0.0140		0.34	0.60	YES	4	88	494166	1.000	1.0	dd
60	104	EtFOSAA-III	7.51	22	41	19776	0.000	0.030	0.0140		0.63	0.55	NO	8	88	494166	1.000	1.0	bd
61		EtFOSAA-SUM		591		19776	0.000	0.788	0.0420						88	494166	1.000	1.0	
62	104	EtFOSAA	7.68	548	304	19776	0.800	0.731	0.0140	91.3	1.09	1.80	YES	165	88	494166	1.000	1.0	db
63	105	N-MeFOSE-I	10.00	33098		405994	0.000	7.395	0.0094					2321	401	116177...	1.000	1.0	bb
64	105	N-MeFOSE-II	9.87	3299		405994	0.000	0.737	0.0094					203	401	116177...	1.000	1.0	db
65	105	N-MeFOSE-III	9.80	2159		405994	0.000	0.482	0.0094					105	401	116177...	1.000	1.0	bd
66		N-MeFOSE-SUM		38557		405994	0.000	8.615	0.0282						401	116177...	1.000	1.0	
67	105	N-MeFOSE	10.00	33098		405994	8.000	7.395	0.0094	92.4				2321	401	116177...	1.000	1.0	bb
68	106	N-EtFOSE-I	10.29	25438		447164	0.000	4.781	0.0080					1820	425	13355...	1.000	1.0	db
69	106	N-EtFOSE-II	10.18	4142		447164	0.000	0.778	0.0080					245	425	13355...	1.000	1.0	dd
70	106	N-EtFOSE-III	10.12	5074		447164	0.000	0.954	0.0080					243	425	13355...	1.000	1.0	bd

PV by TCH, SV by BRA 14-Jan-22, Conc. & LOD unit = ng for Inst QC, ng/mL for SPM, ng/L for samples

Quantify Sample Report **MassLynx MassLynx V4.1 SCN909**
SGS Axys Analytical Services, Ltd.

Dataset: G:\Masslynx\Inst_L\PFAS\quanfile\FC2L_009-b.qld

Last Altered: Wednesday, January 12, 2022 10:02:34 Pacific Standard Time
Printed: Friday, January 14, 2022 09:10:39 Pacific Standard Time

ID: FC046C-CAL,, /01, Name: FC2L_009S13, Description: 1,,2uL, Date: 11-Jan-2022, Time: 14:24:33

#	IS#	Name	RT	Area	Confirm. Ion Area	IS Area	Std. Conc	Conc.	LOD	%Rec	Ratio (Pr...	Ratio	Ratio Fail(Y...	S/N	Noi...	IS Height	Samp. size	F2	Fla...
71		N-EtFOSE-SUM		34654		447164	0.000	6.513	0.0241						425	13355...	1.000	1.0	
72	106	N-EtFOSE	10.29	25438		447164	6.000	4.781	0.0080	79.7				1820	425	13355...	1.000	1.0	db
73	107	HFPO-DA	5.08	6924	2588	86274	3.040	2.937	0.0074	96.6	2.87	2.68	NO	1163	177	2609248	1.000	1.0	bb
74	107	ADONA	5.55	49021	47695	86274	3.200	3.239	0.0005	101.2	1.08	1.03	NO	141...	74	2609248	1.000	1.0	bb
75	107	9Cl-PF3ONS	7.79	12682	4174	86274	3.206	2.956	0.0005	92.2	3.20	3.04	NO	155...	21	2609248	1.000	1.0	bb
76	107	11Cl-PF3OUdS	8.33	6371	1993	86274	3.205	2.749	0.0035	85.8	3.13	3.20	NO	1800	83	2609248	1.000	1.0	bb
77	85	3:3 FTCA	3.53	902	571	95968	3.200	2.269	0.1148	70.9	1.75	1.58	NO	28	361	2277523	1.000	1.0	MM
78	86	5:3 FTCA	5.17	11375	8611	43839	20.000	15.078	0.0120	75.4	1.20	1.32	NO	3054	90	1311930	1.000	1.0	bb
79	86	7:3 FTCA	6.58	6046	9066	43839	20.000	13.734	0.0611	68.7	0.71	0.67	NO	251	268	1311930	1.000	1.0	MM
80	86	PFEESA	5.08	12379	1388	43839	0.800	0.894	0.0003	111.8	9.28	8.92	NO	7739	45	1311930	1.000	1.0	bb
81	85	PFMPA	2.49	14113		95968	1.600	1.610	0.0235	100.6				79	1632	2277523	1.000	1.0	bb
82	85	PFMBA	4.53	10278		95968	0.800	0.881	0.0011	110.1				2471	101	2277523	1.000	1.0	bb
83	86	NFDHA	4.87	289	192	43839	1.600	1.522	0.0208	95.2	0.94	1.51	YES	202	39	1311930	1.000	1.0	bb
84	108	13C4-PFBA	1.50	288239		119604	40.000	42.205	0.0023	105.5				563...	74	1701696	1.000	1.0	bb
85	109	13C5-PFPeA	4.25	95968		59063	20.000	19.766	0.0031	98.8				154...	148	1719180	1.000	1.0	bb
86	109	13C5-PFHxA	4.93	43839	1820	59063	10.000	10.613	0.0004	106.1	23.32	24.09	NO	808...	16	1719180	1.000	1.0	bb
87	110	13C4-PFHpA	5.36	57683		16390	10.000	10.612	0.0049	106.1				9683	156	287895	1.000	1.0	bb
88	110	13C8-PFOA	5.97	58273		16390	10.000	9.539	0.0017	95.4				172...	60	287895	1.000	1.0	bb
89	111	13C9-PFNA	6.83	28441		25139	5.000	4.931	0.0019	98.6				7997	60	424514	1.000	1.0	bd
90	112	13C6-PFDA	7.45	30288		28408	5.000	5.297	0.0011	105.9				143...	46	626896	1.000	1.0	bb
91	112	13C7-PFUnA	7.81	30956		28408	5.000	4.989	0.0031	99.8				5898	140	626896	1.000	1.0	bb
92	112	13C2-PFDoA	8.07	25828		28408	5.000	4.836	0.0017	96.7				101...	69	626896	1.000	1.0	bb
93	112	13C2-PFTeDA	8.65	19560		28408	5.000	4.175	0.0032	83.5				3508	111	626896	1.000	1.0	bb
94	113	13C3-PFBS	4.85	44784	15422	34225	10.030	10.523	0.0061	104.9	2.73	2.90	NO	8006	143	567043	1.000	1.0	bb
95	113	13C3-PFHxS	6.03	40842	17077	34225	10.015	10.520	0.0053	105.0	2.38	2.39	NO	5913	113	567043	1.000	1.0	bb
96	114	13C8-PFOS	7.53	33814	15583	34494	10.062	10.795	0.0012	107.3	2.33	2.17	NO	263...	28	753075	1.000	1.0	bb
97	115	13C2-4:2 FTS	4.81	59690	26709	42204	20.168	25.837	0.0053	128.1	1.62	2.23	NO	223...	80	828663	1.000	1.0	bd
98	115	13C2-6:2 FTS	5.73	40989	18000	42204	19.998	21.382	0.0017	106.9	1.88	2.28	NO	385...	22	828663	1.000	1.0	bb
99	115	13C2-8:2 FTS	7.26	49844	15732	42204	20.040	16.434	0.0037	82.0	3.76	3.17	NO	141...	73	828663	1.000	1.0	bb
1...	114	13C8-PFOSA	8.71	55642		34494	10.000	8.877	0.0006	88.8				399...	25	753075	1.000	1.0	bb
1...	114	D3-N-MeFOSA	10.12	6437		34494	10.000	6.704	0.0222	67.0				1265	155	753075	1.000	1.0	dd
1...	114	D5-N-EtFOSA	10.40	6268		34494	10.000	6.515	0.0124	65.1				2157	87	753075	1.000	1.0	bb
1...	115	D3-MeFOSAA	7.53	24382		42204	22.500	12.098	0.0078	53.8				5225	103	828663	1.000	1.0	bb
1...	115	D5-EtFOSAA	7.68	19776		42204	20.000	11.954	0.0039	59.8				117...	42	828663	1.000	1.0	dd
1...	114	D7-N-MeFOSE	9.98	405994		34494	100.000	63.586	0.0132	63.6				189...	613	753075	1.000	1.0	bb

PV by TCH, SV by BRA 14-Jan-22, Conc. & LOD unit = ng for Inst QC, ng/mL for SPM, ng/L for samples

Quantify Sample Report **MassLynx MassLynx V4.1 SCN909**
SGS Axys Analytical Services, Ltd.

Dataset: G:\Masslynx\Inst_L\PFAS\quanfile\FC2L_009-b.qld

Last Altered: Wednesday, January 12, 2022 10:02:34 Pacific Standard Time
Printed: Friday, January 14, 2022 09:10:39 Pacific Standard Time

ID: FC046C-CAL,, /01, Name: FC2L_009S13, Description: 1,,2uL, Date: 11-Jan-2022, Time: 14:24:33

#	IS#	Name	RT	Area	Confirm. Ion Area	IS Area	Std. Conc	Conc.	LOD	%Rec	Ratio (Pr...	Ratio	Ratio Fail(Y...	S/N	Noi...	IS Height	Samp. size	F2	Fla...
1...	114	D9-N-EtFOSE	10.27	447164		34494	100.000	54.142	0.0090	54.1				247...	539	753075	1.000	1.0	bb
1...	109	13C3-HFPO-DA	5.08	86274	27698	59063	40.000	44.768	0.0017	111.9	2.64	3.11	NO	824...	32	1719180	1.000	1.0	bb
1...		13C3-PFBA	1.50	119604			20.000	24.295	0.0137	121.5				5306	321		1.000	1.0	bb
1...		13C2-PFHxA	4.92	59063	2141		10.000	10.808	0.0003	108.1	35.50	27.59	NO	949...	18		1.000	1.0	bb
110		13C4-PFOA	5.97	16390			10.000	12.483	0.0020	124.8				185...	16		1.000	1.0	bb
111		13C5-PFNA	6.82	25139			5.000	5.434	0.0020	108.7				8345	51		1.000	1.0	bd
112		13C2-PFDA	7.45	28408			5.000	5.503	0.0014	110.1				113...	55		1.000	1.0	bb
113		18O2-PFHxS	6.03	34225			10.050	12.036	0.0021	119.8				172...	33		1.000	1.0	bb
114		13C4-PFOS	7.53	34494	16536		10.150	11.172	0.0021	110.1	2.17	2.09	NO	163...	46		1.000	1.0	bb
115		13C2-D4-6:2 F...	5.73	42204	16340		20.000	65.815	0.0067	329.1	2.50	2.58	NO	296...	28		1.000	1.0	bb

PV by TCH, SV by BRA 14-Jan-22, Conc. & LOD unit = ng for Inst QC, ng/mL for SPM, ng/L for samples

Quantify Sample Report **MassLynx MassLynx V4.1 SCN909**
SGS Axys Analytical Services, Ltd.

Dataset: G:\Masslynx\Inst_L\PFAS\quanfile\FC2L_009-b.qld

Last Altered: Wednesday, January 12, 2022 10:02:34 Pacific Standard Time
Printed: Friday, January 14, 2022 09:46:23 Pacific Standard Time

Method: G:\Masslynx\Master Methods\MassLynx SCN 909\UPLC\FC_110_UPLC_15DoD.mdb 10 Jun 2021 10:20:13
Calibration: G:\Masslynx\Inst_L\PFAS\curve\FC1L_080-A6.cdb 09 Jun 2021 14:38:41

ID: FC046E2-CAL,, /01, Name: FC2L_009S15, Description: 1,,2uL, Date: 11-Jan-2022, Time: 15:35:30

PFBA

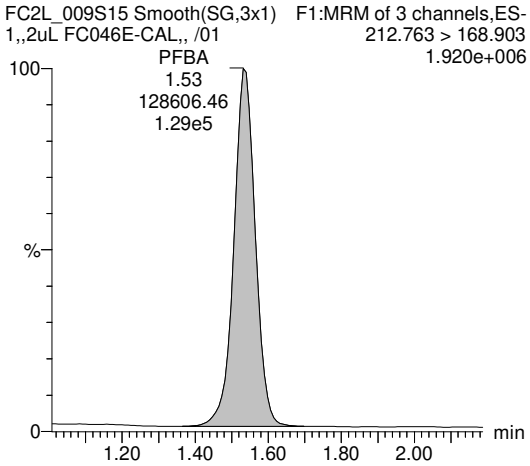

PFPeA

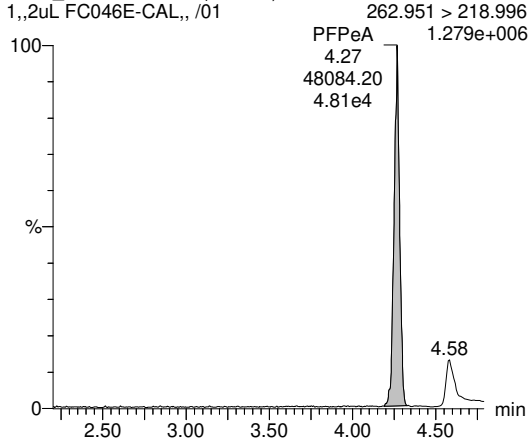

PFHxA

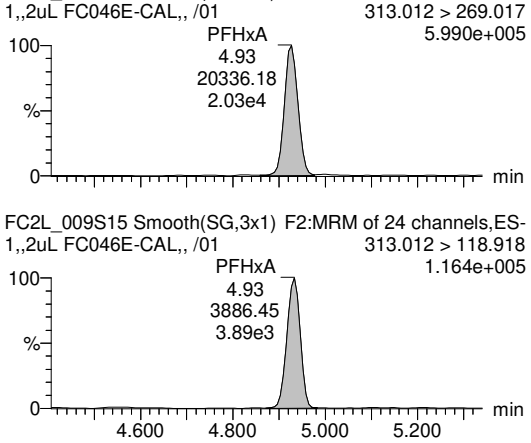

PFHpA

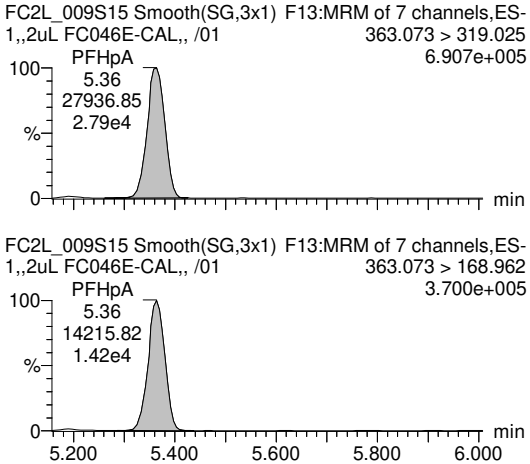

PFOA-I

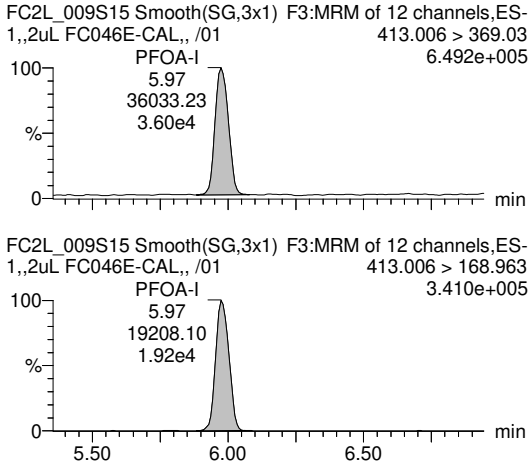

PFOA-II

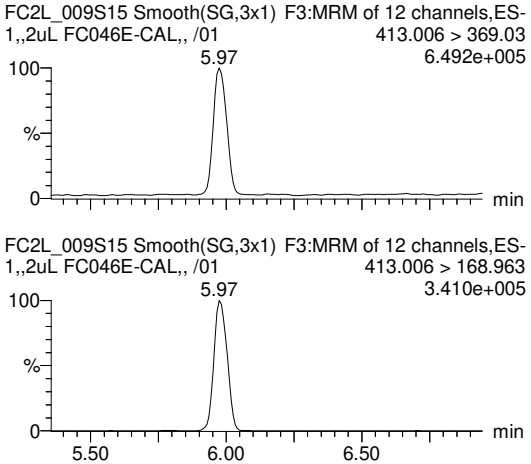

PV by TCH, SV by BRA 14-Jan-22, Conc. & LOD unit = ng for Inst QC, ng/mL for SPM, ng/L for samples

Quantify Sample Report **MassLynx MassLynx V4.1 SCN909**
SGS Axys Analytical Services, Ltd.

Dataset: G:\Masslynx\Inst_L\PFAS\quanfile\FC2L_009-b.qld

Last Altered: Wednesday, January 12, 2022 10:02:34 Pacific Standard Time
Printed: Friday, January 14, 2022 09:46:23 Pacific Standard Time

ID: FC046E2-CAL,, /01, Name: FC2L_009S15, Description: 1,,2uL, Date: 11-Jan-2022, Time: 15:35:30

PFOA-III

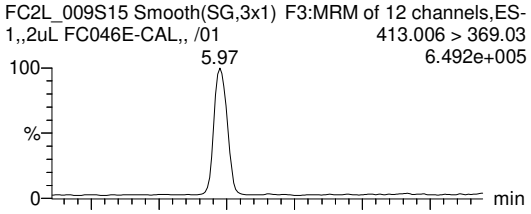

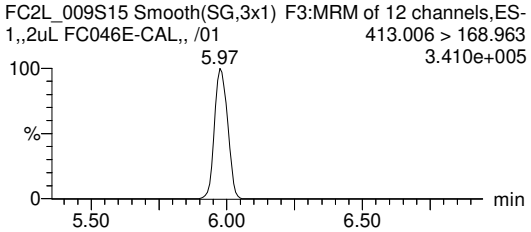

PFOA-IV

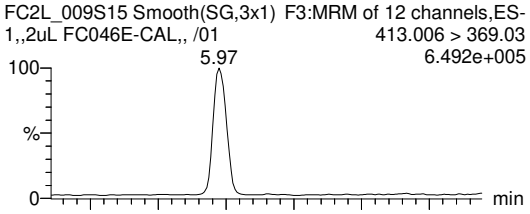

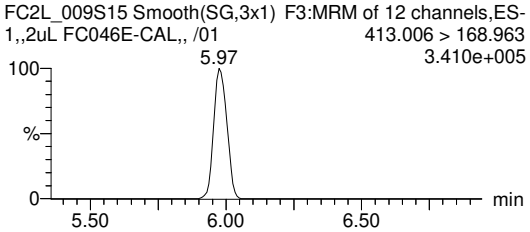

PFOA-SUM

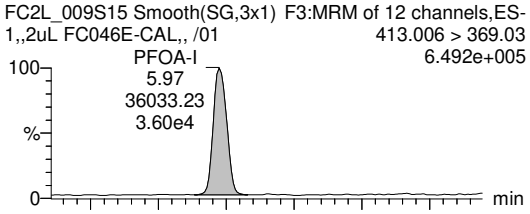

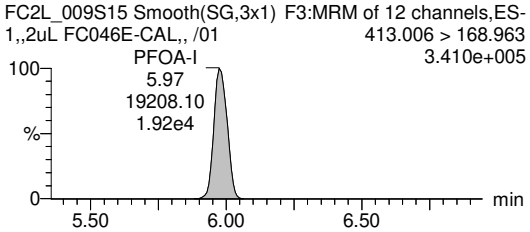

PFOA

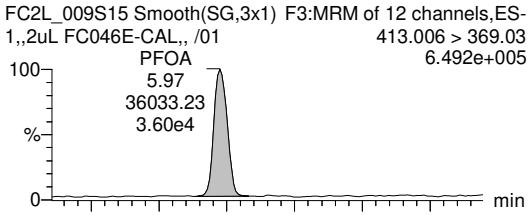

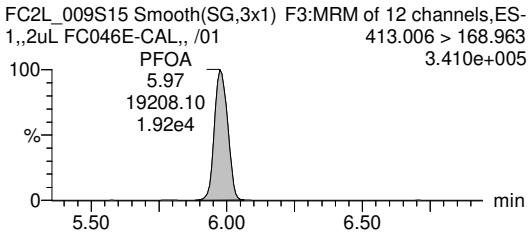

PFNA-I

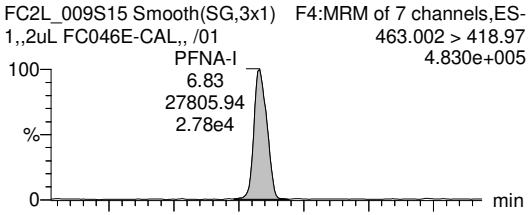

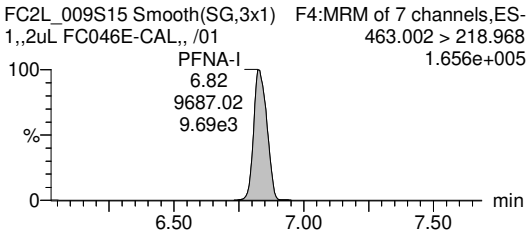

PFNA-II

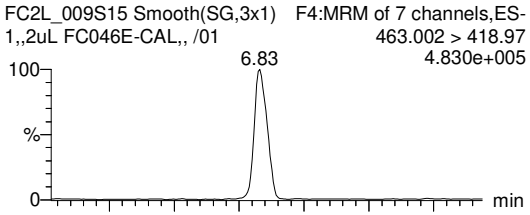

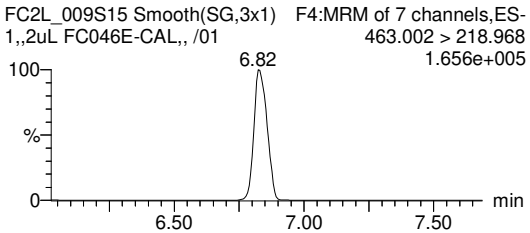

PV by TCH, SV by BRA 14-Jan-22, Conc. & LOD unit = ng for Inst QC, ng/mL for SPM, ng/L for samples

Quantify Sample Report **MassLynx MassLynx V4.1 SCN909**
SGS Axys Analytical Services, Ltd.

Dataset: G:\Masslynx\Inst_L\PFAS\quanfile\FC2L_009-b.qld

Last Altered: Wednesday, January 12, 2022 10:02:34 Pacific Standard Time
Printed: Friday, January 14, 2022 09:46:23 Pacific Standard Time

ID: FC046E2-CAL,, /01, Name: FC2L_009S15, Description: 1,,2uL, Date: 11-Jan-2022, Time: 15:35:30

PFNA-III

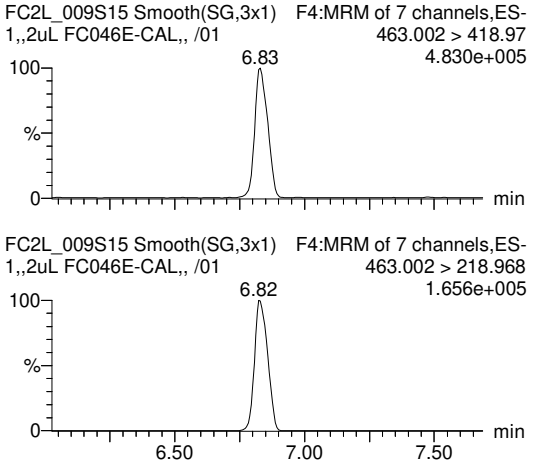

PFNA-SUM

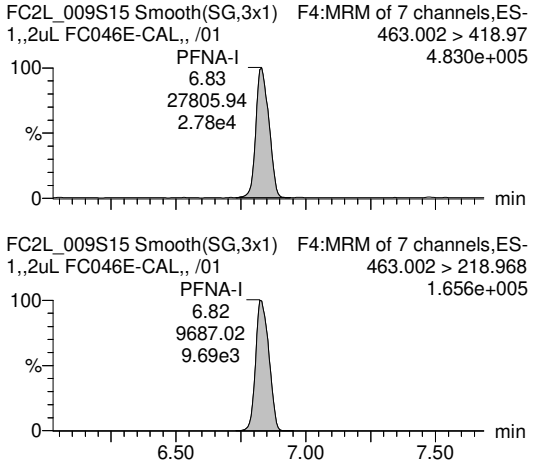

PFNA

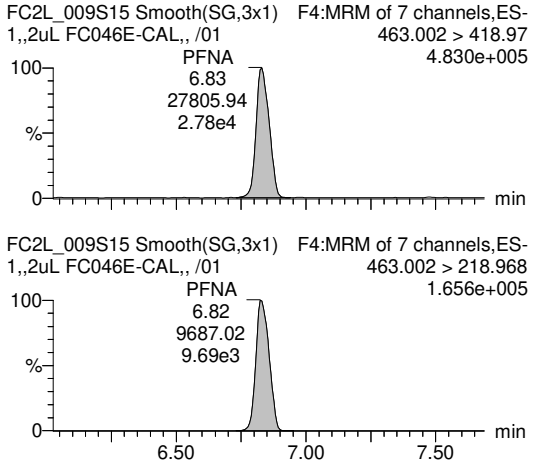

PFDA

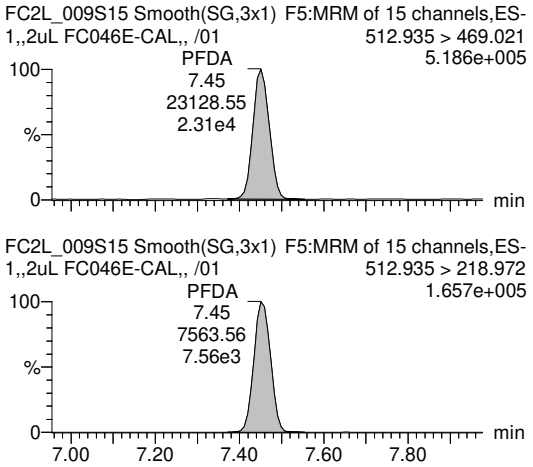

PFUnA

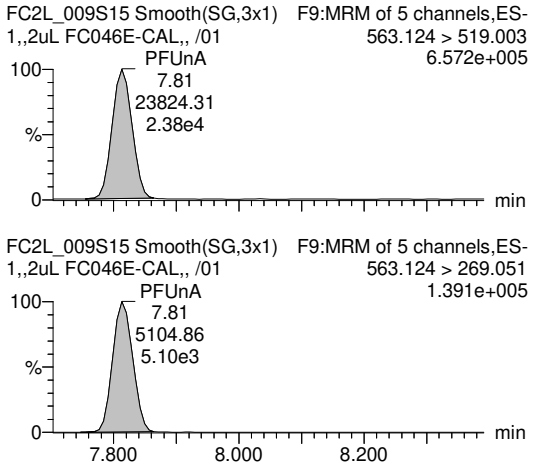

PFDoA

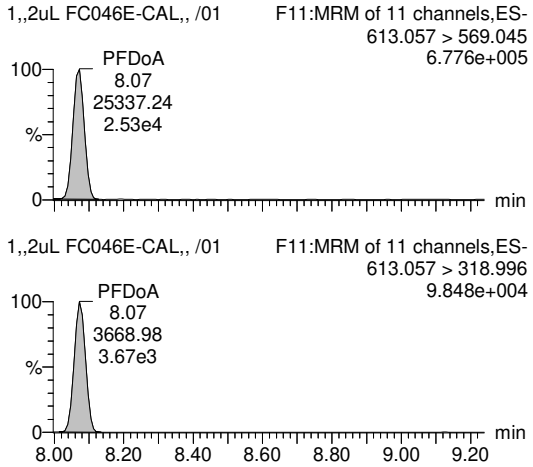

PV by TCH, SV by BRA 14-Jan-22, Conc. & LOD unit = ng for Inst QC, ng/mL for SPM, ng/L for samples

Quantify Sample Report **MassLynx MassLynx V4.1 SCN909**
SGS Axys Analytical Services, Ltd.

Dataset: G:\Masslynx\Inst_L\PFAS\quanfile\FC2L_009-b.qld

Last Altered: Wednesday, January 12, 2022 10:02:34 Pacific Standard Time
Printed: Friday, January 14, 2022 09:46:23 Pacific Standard Time

ID: FC046E2-CAL,, /01, Name: FC2L_009S15, Description: 1,,2uL, Date: 11-Jan-2022, Time: 15:35:30

PFTrDA

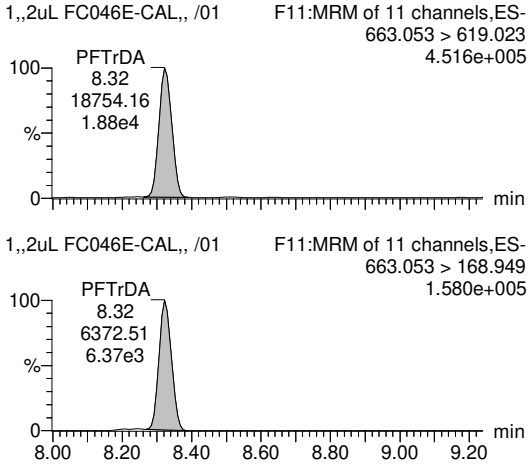

PFTeDA

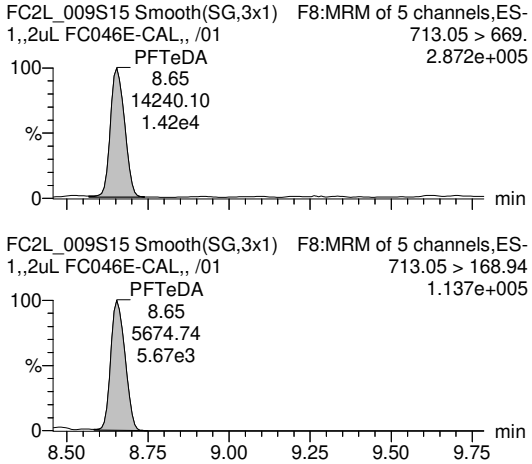

PFBS

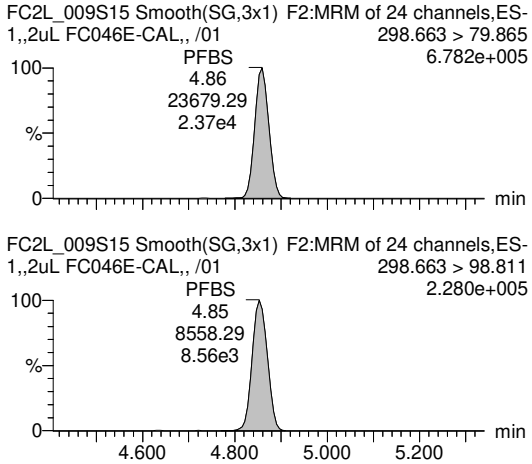

PFPeS

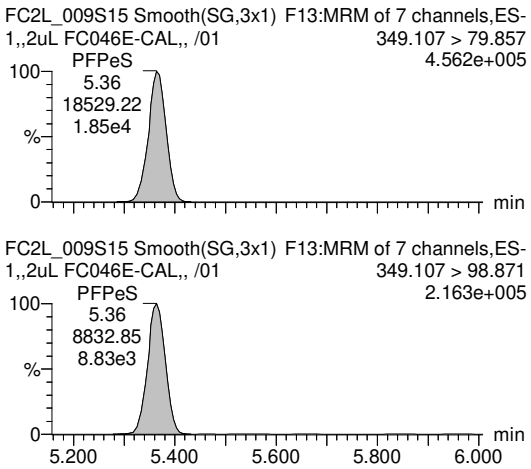

PFHxS-I

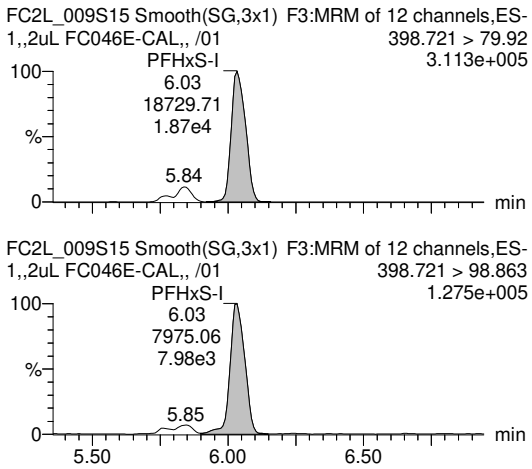

PFHxS-II

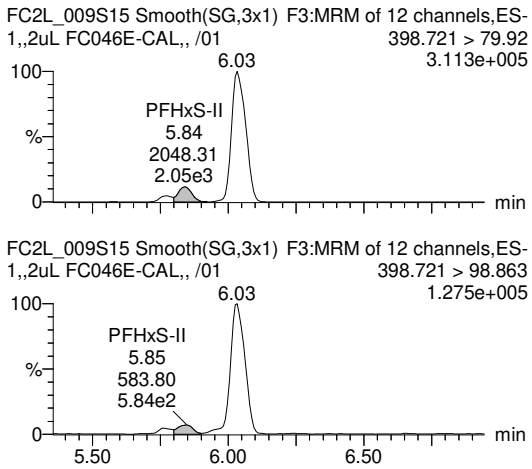

PV by TCH, SV by BRA 14-Jan-22, Conc. & LOD unit = ng for Inst QC, ng/mL for SPM, ng/L for samples

Quantify Sample Report **MassLynx MassLynx V4.1 SCN909**
SGS Axys Analytical Services, Ltd.

Dataset: G:\Masslynx\Inst_L\PFAS\quanfile\FC2L_009-b.qld

Last Altered: Wednesday, January 12, 2022 10:02:34 Pacific Standard Time
Printed: Friday, January 14, 2022 09:46:23 Pacific Standard Time

E2
ID: FC046E-CAL,, /01, Name: FC2L_009S15, Description: 1,,2uL, Date: 11-Jan-2022, Time: 15:35:30

PFHxS-III

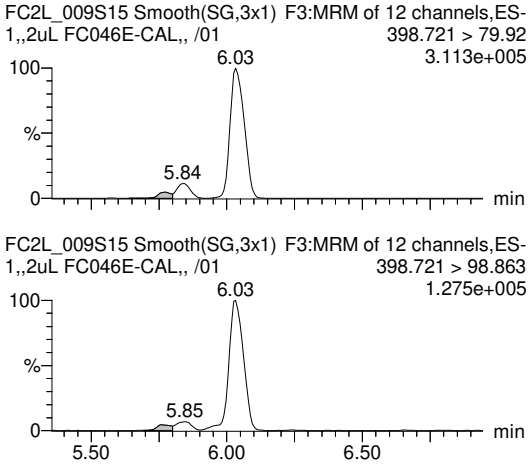

PFHxS-SUM

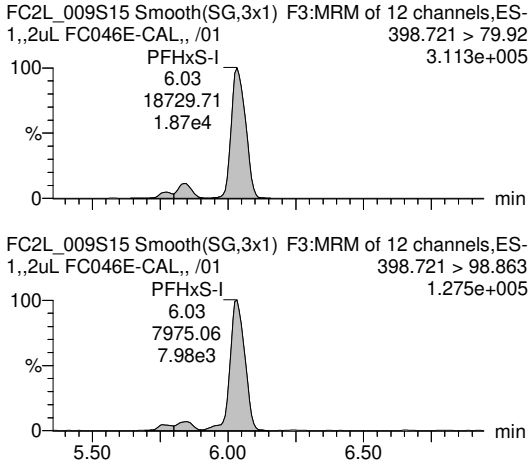

PFHxS

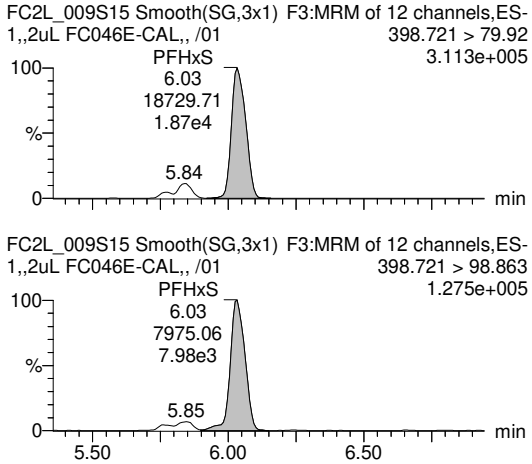

PFHpS

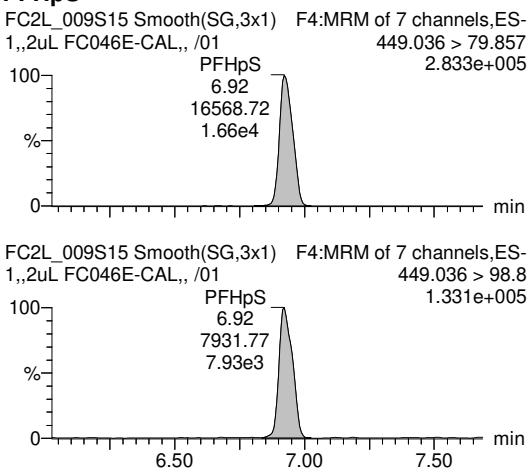

PFOS-I

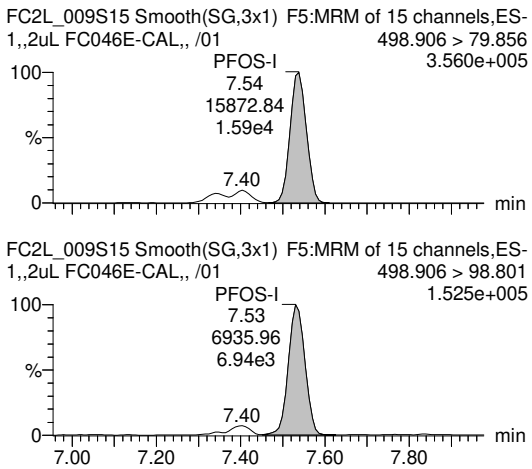

PFOS-II

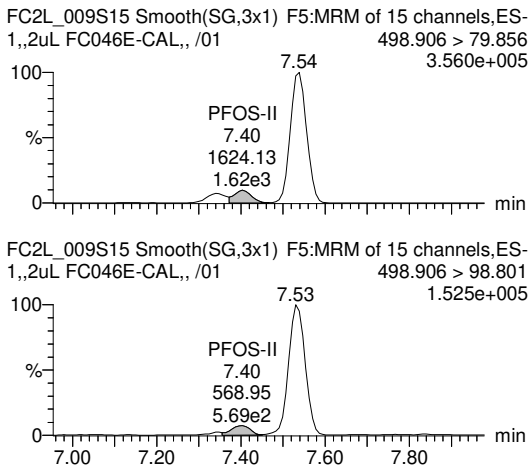

PV by TCH, SV by BRA 14-Jan-22, Conc. & LOD unit = ng for Inst QC, ng/mL for SPM, ng/L for samples

Quantify Sample Report **MassLynx MassLynx V4.1 SCN909**
SGS Axys Analytical Services, Ltd.

Dataset: G:\Masslynx\Inst_L\PFAS\quanfile\FC2L_009-b.qld

Last Altered: Wednesday, January 12, 2022 10:02:34 Pacific Standard Time
Printed: Friday, January 14, 2022 09:46:23 Pacific Standard Time

ID: FC046E2-CAL,, /01, Name: FC2L_009S15, Description: 1,,2uL, Date: 11-Jan-2022, Time: 15:35:30

PFOS-III

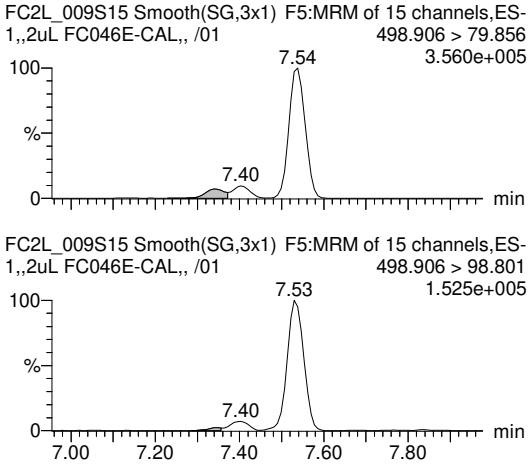

PFOS-IV

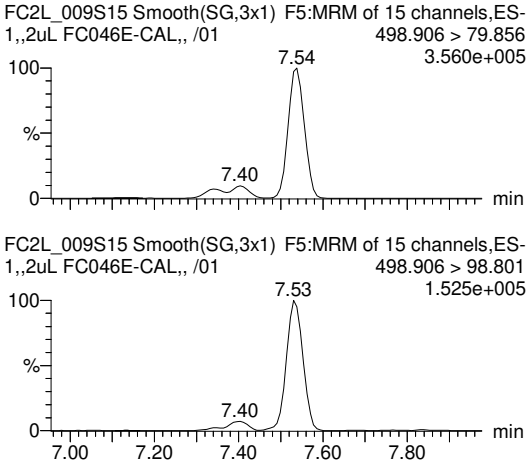

PFOS-SUM

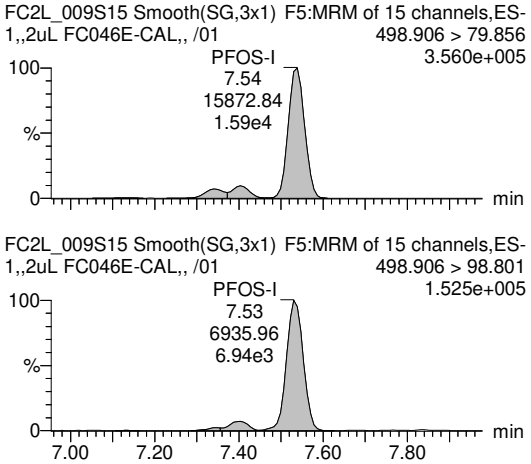

PFOS

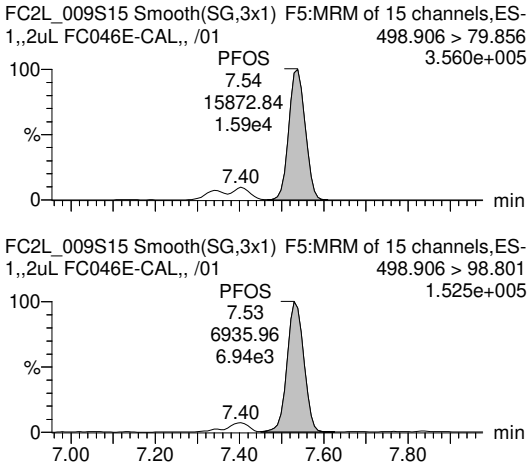

PFNS

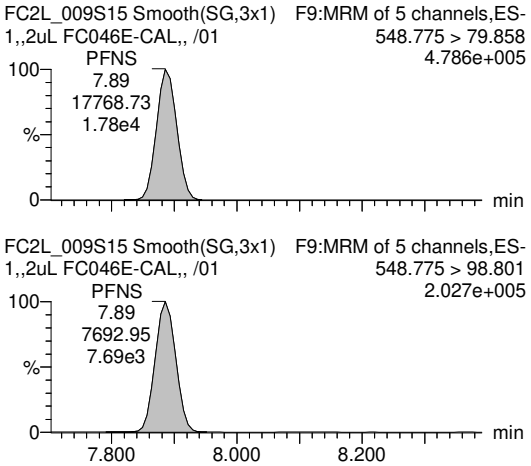

PFDS

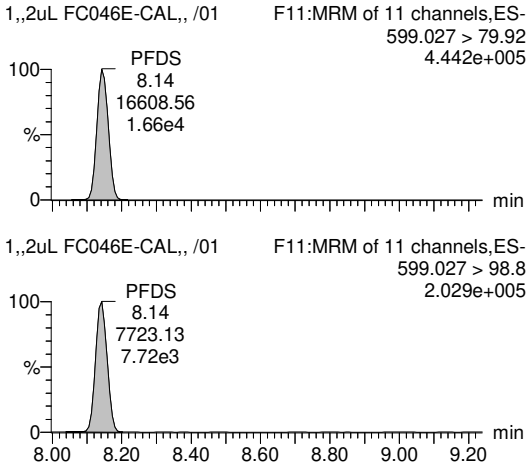

PV by TCH, SV by BRA 14-Jan-22, Conc. & LOD unit = ng for Inst QC, ng/mL for SPM, ng/L for samples

Quantify Sample Report **MassLynx MassLynx V4.1 SCN909**
SGS Axys Analytical Services, Ltd.

Dataset: G:\Masslynx\Inst_L\PFAS\quanfile\FC2L_009-b.qld

Last Altered: Wednesday, January 12, 2022 10:02:34 Pacific Standard Time
Printed: Friday, January 14, 2022 09:46:23 Pacific Standard Time

ID: FC046E2-CAL,, /01, Name: FC2L_009S15, Description: 1,,2uL, Date: 11-Jan-2022, Time: 15:35:30

PFDoS

FC2L_009S15 Smooth(SG,3x1) F8:MRM of 5 channels,ES-
1,,2uL FC046E-CAL,, /01 699.084 > 79.856
2.408e+005

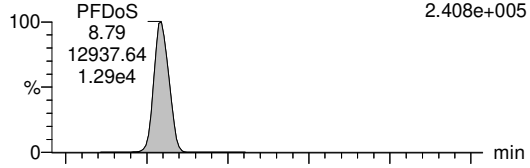

FC2L_009S15 Smooth(SG,3x1) F8:MRM of 5 channels,ES-
1,,2uL FC046E-CAL,, /01 699.084 > 98.8
1.092e+005

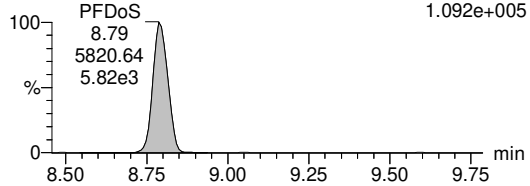

4:2 FTS

FC2L_009S15 Smooth(SG,3x1) F2:MRM of 24 channels,ES-
1,,2uL FC046E-CAL,, /01 327.077 > 307.017
6.198e+005

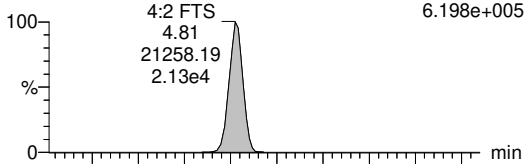

FC2L_009S15 Smooth(SG,3x1) F2:MRM of 24 channels,ES-
1,,2uL FC046E-CAL,, /01 327.077 > 80.85
1.475e+006

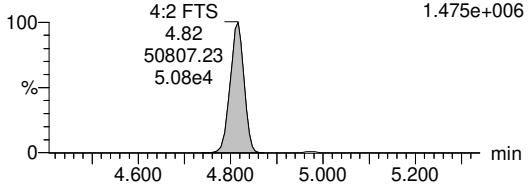

6:2 FTS

FC2L_009S15 Smooth(SG,3x1) F12:MRM of 6 channels,ES-
1,,2uL FC046E-CAL,, /01 427.071 > 407.024
3.466e+005



FC2L_009S15 Smooth(SG,3x1) F12:MRM of 6 channels,ES-
1,,2uL FC046E-CAL,, /01 427.071 > 80.9
8.088e+005

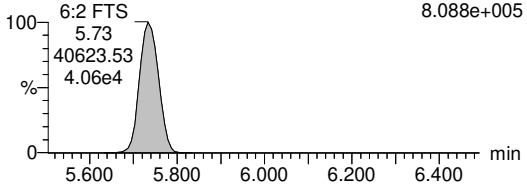

8:2 FTS

FC2L_009S15 Smooth(SG,3x1) F6:MRM of 4 channels,ES-
1,,2uL FC046E-CAL,, /01 527.065 > 506.997
2.704e+005

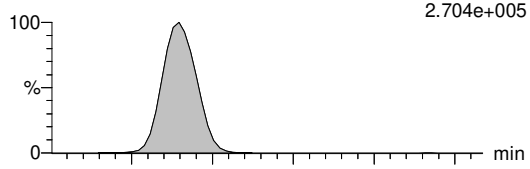

FC2L_009S15 Smooth(SG,3x1) F6:MRM of 4 channels,ES-
1,,2uL FC046E-CAL,, /01 527.065 > 80.75
5.103e+005

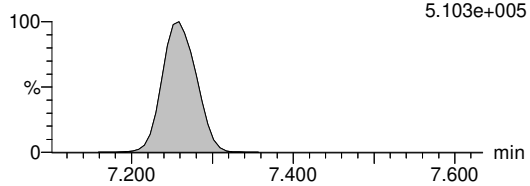

PFOSA-I

1,,2uL FC046E-CAL,, /01 F11:MRM of 11 channels,ES-
498.113 > 77.902
4.864e+005

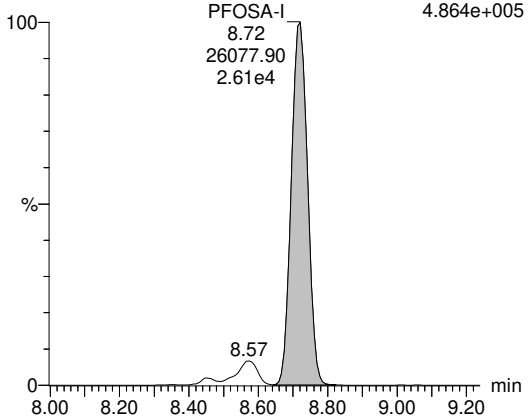

PFOSA-II

1,,2uL FC046E-CAL,, /01 F11:MRM of 11 channels,ES-
498.113 > 77.902
4.864e+005

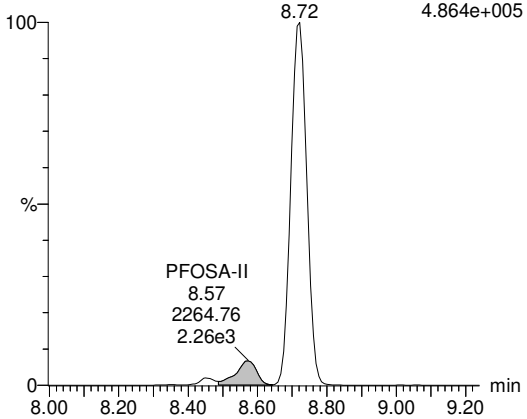

PV by TCH, SV by BRA 14-Jan-22, Conc. & LOD unit = ng for Inst QC, ng/mL for SPM, ng/L for samples

Quantify Sample Report **MassLynx MassLynx V4.1 SCN909**
SGS Axys Analytical Services, Ltd.

Dataset: G:\Masslynx\Inst_L\PFAS\quanfile\FC2L_009-b.qld

Last Altered: Wednesday, January 12, 2022 10:02:34 Pacific Standard Time
Printed: Friday, January 14, 2022 09:46:23 Pacific Standard Time

ID: FC046E2-CAL,, /01, Name: FC2L_009S15, Description: 1,,2uL, Date: 11-Jan-2022, Time: 15:35:30

PFOSA-SUM

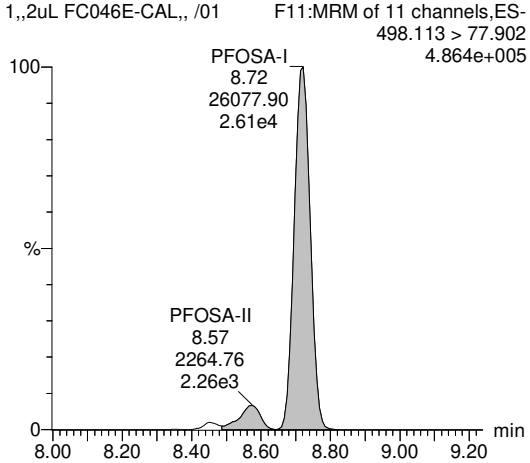

PFOSA

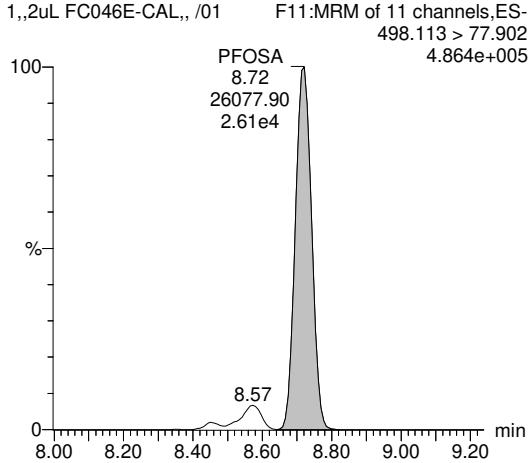

N-MeFOSA-I

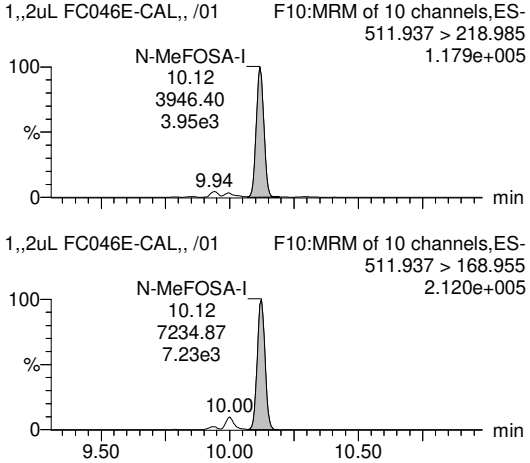

N-MeFOSA-II

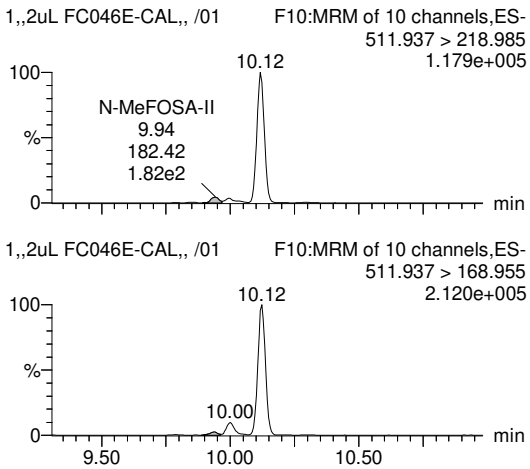

N-MeFOSA-SUM

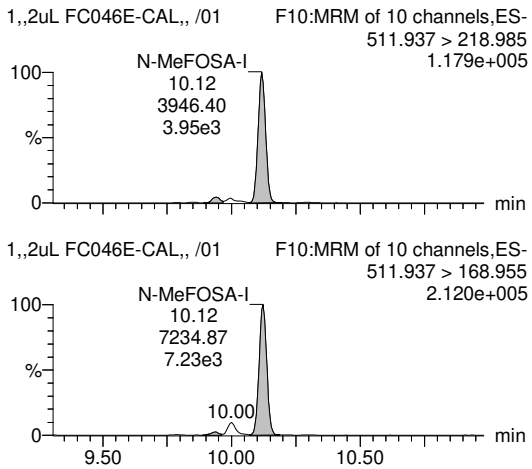

N-MeFOSA

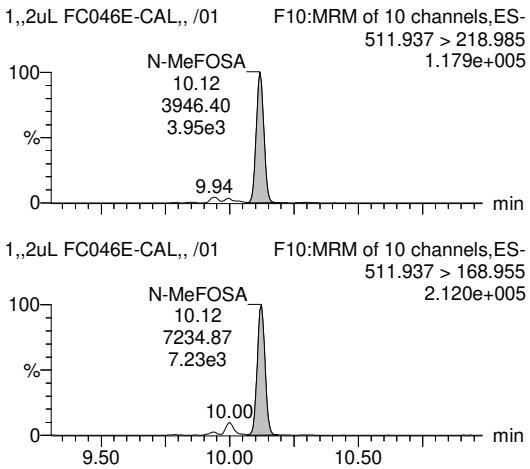

PV by TCH, SV by BRA 14-Jan-22, Conc. & LOD unit = ng for Inst QC, ng/mL for SPM, ng/L for samples

Quantify Sample Report **MassLynx MassLynx V4.1 SCN909**
SGS Axys Analytical Services, Ltd.

Dataset: G:\Masslynx\Inst_L\PFAS\quanfile\FC2L_009-b.qld

Last Altered: Wednesday, January 12, 2022 10:02:34 Pacific Standard Time
Printed: Friday, January 14, 2022 09:46:23 Pacific Standard Time

ID: FC046E2-CAL,, /01, Name: FC2L_009S15, Description: 1,,2uL, Date: 11-Jan-2022, Time: 15:35:30

N-EtFOSA-I

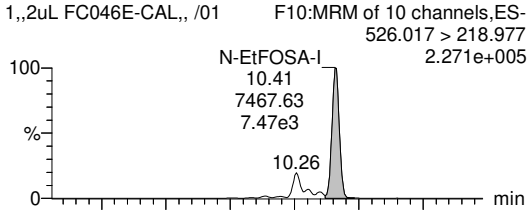

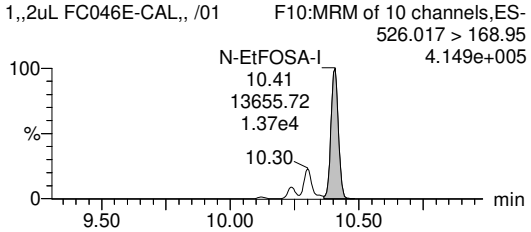

N-EtFOSA-II

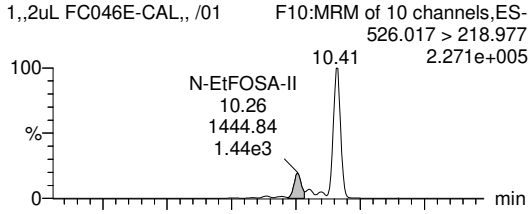

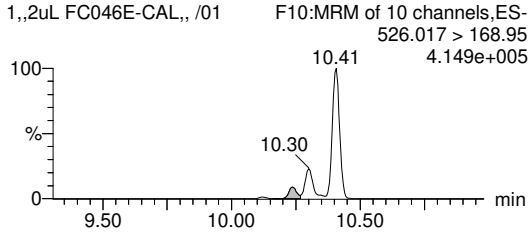

N-EtFOSA-SUM

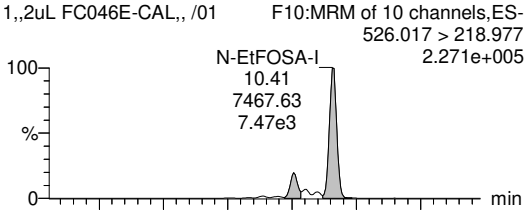

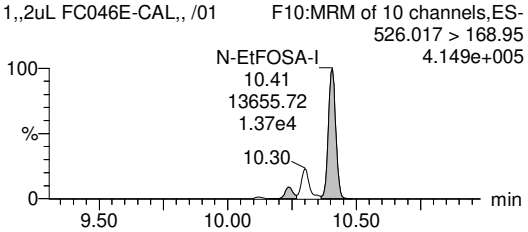

N-EtFOSA

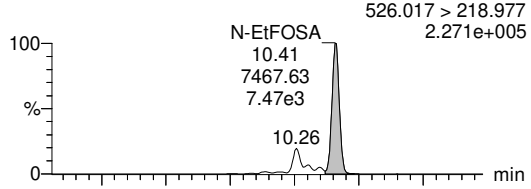

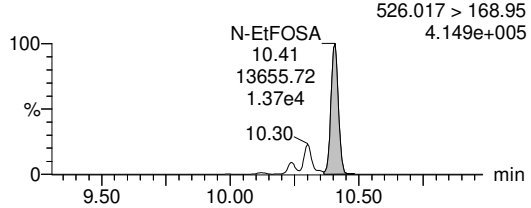

MeFOSAA-I

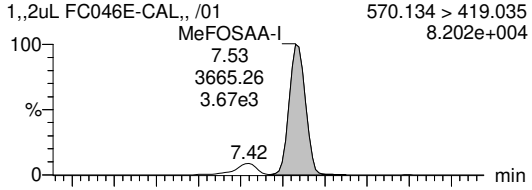

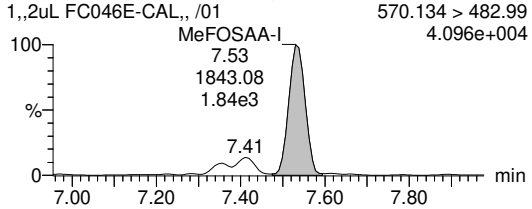

MeFOSAA-II

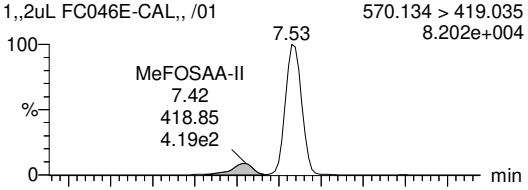

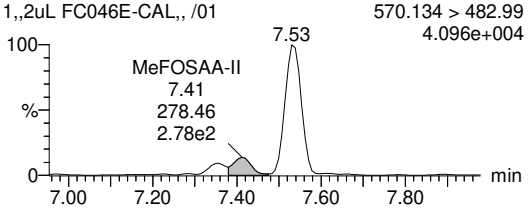

PV by TCH, SV by BRA 14-Jan-22, Conc. & LOD unit = ng for Inst QC, ng/mL for SPM, ng/L for samples

Quantify Sample Report **MassLynx MassLynx V4.1 SCN909**
SGS Axys Analytical Services, Ltd.

Dataset: G:\Masslynx\Inst_L\PFAS\quanfile\FC2L_009-b.qld

Last Altered: Wednesday, January 12, 2022 10:02:34 Pacific Standard Time
Printed: Friday, January 14, 2022 09:46:23 Pacific Standard Time

ID: FC046E2-CAL,, /01, Name: FC2L_009S15, Description: 1,,2uL, Date: 11-Jan-2022, Time: 15:35:30

MeFOSAA-III

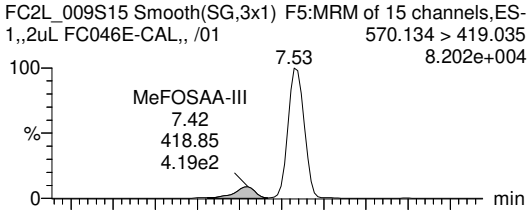

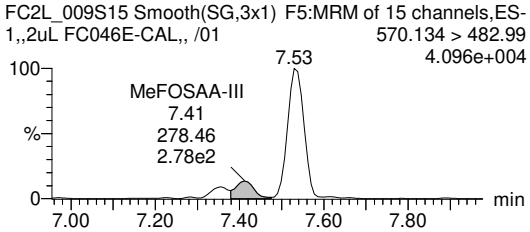

MeFOSAA-SUM

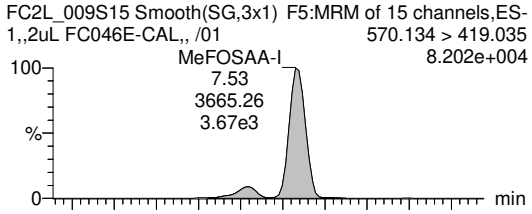

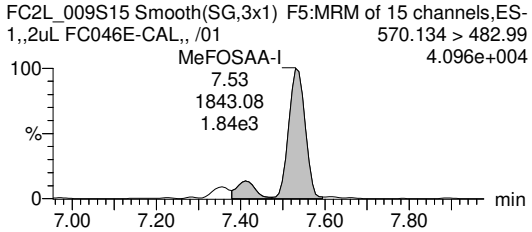

MeFOSAA

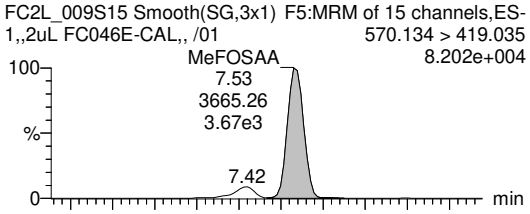

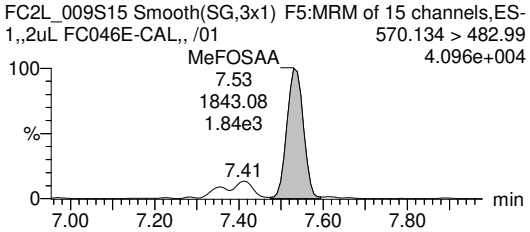

EtFOSAA-I

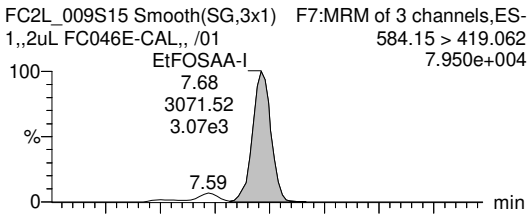

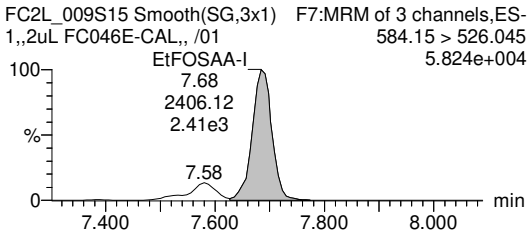

EtFOSAA-II

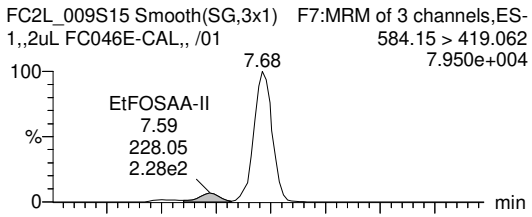

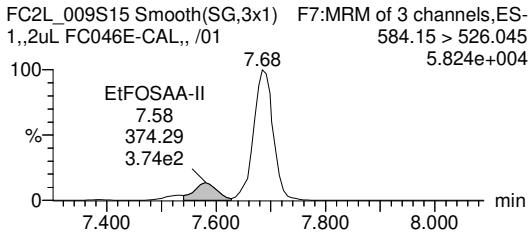

EtFOSAA-III

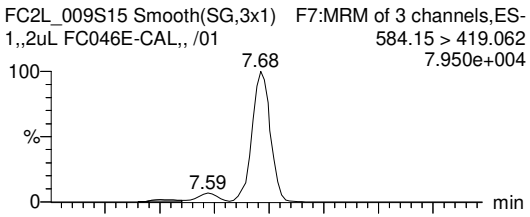

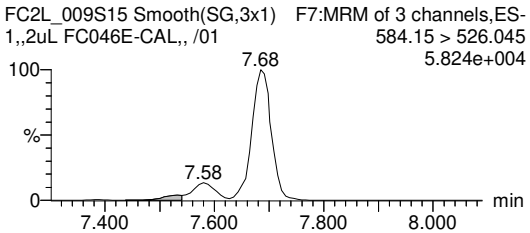

PV by TCH, SV by BRA 14-Jan-22, Conc. & LOD unit = ng for Inst QC, ng/mL for SPM, ng/L for samples

Quantify Sample Report **MassLynx MassLynx V4.1 SCN909**
SGS Axys Analytical Services, Ltd.

Dataset: G:\Masslynx\Inst_L\PFAS\quanfile\FC2L_009-b.qld

Last Altered: Wednesday, January 12, 2022 10:02:34 Pacific Standard Time
Printed: Friday, January 14, 2022 09:46:23 Pacific Standard Time

ID: FC046E2-CAL,, /01, Name: FC2L_009S15, Description: 1,,2uL, Date: 11-Jan-2022, Time: 15:35:30

EtFOSAA-SUM

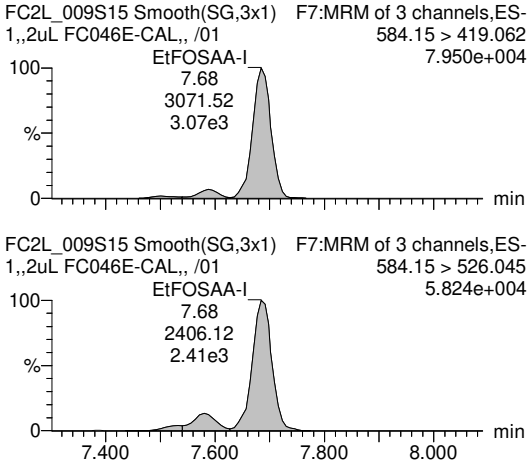

EtFOSAA

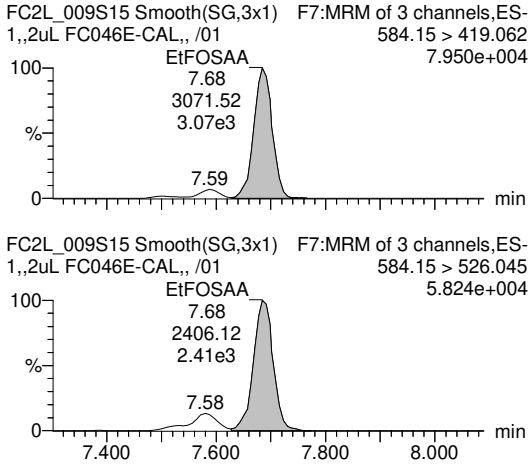

N-MeFOSE-I

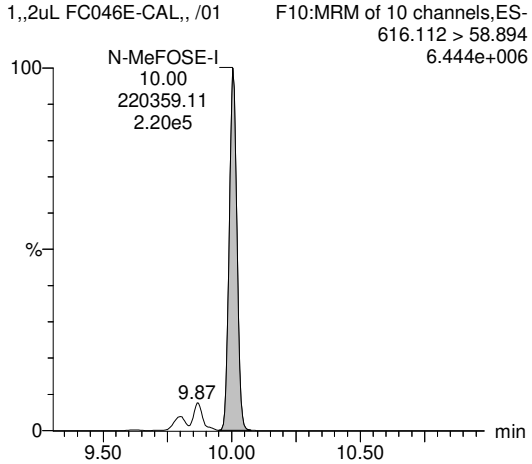

N-MeFOSE-II

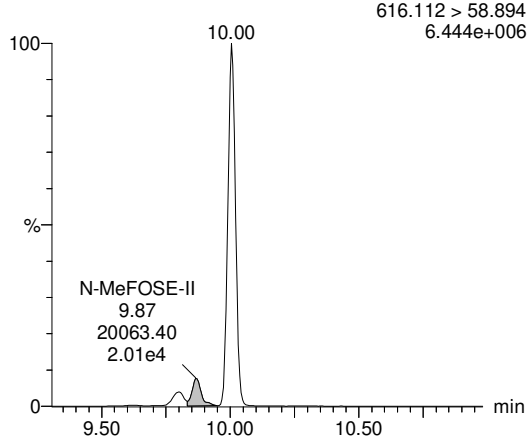

N-MeFOSE-III

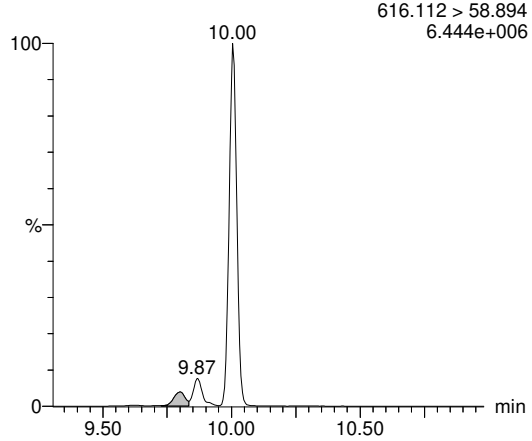

N-MeFOSE-SUM

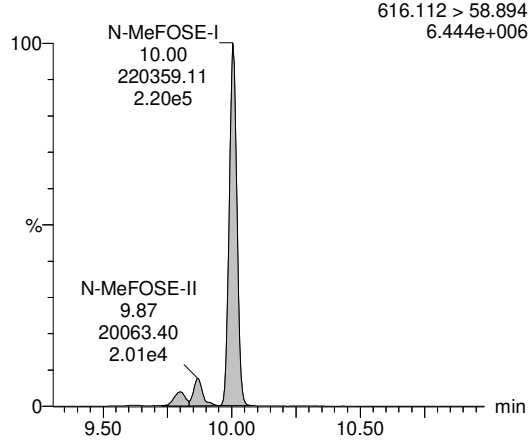

PV by TCH, SV by BRA 14-Jan-22, Conc. & LOD unit = ng for Inst QC, ng/mL for SPM, ng/L for samples

Quantify Sample Report **MassLynx MassLynx V4.1 SCN909**
SGS Axys Analytical Services, Ltd.

Dataset: G:\Masslynx\Inst_L\PFAS\quanfile\FC2L_009-b.qld

Last Altered: Wednesday, January 12, 2022 10:02:34 Pacific Standard Time
Printed: Friday, January 14, 2022 09:46:23 Pacific Standard Time

E2
ID: FC046E-CAL,, /01, Name: FC2L_009S15, Description: 1,,2uL, Date: 11-Jan-2022, Time: 15:35:30

N-MeFOSE

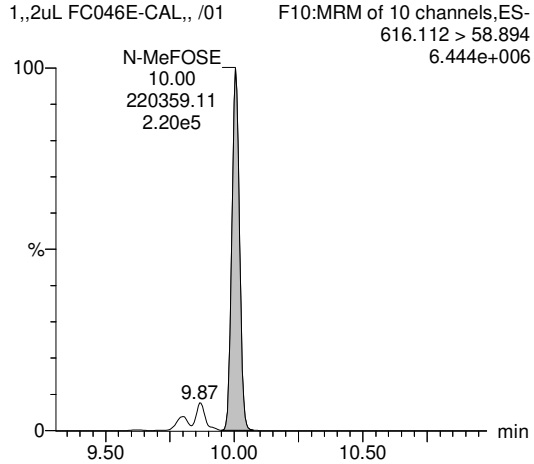

N-EtFOSE-I

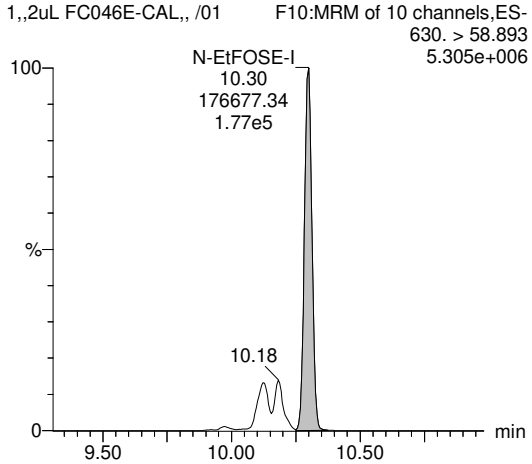

N-EtFOSE-II

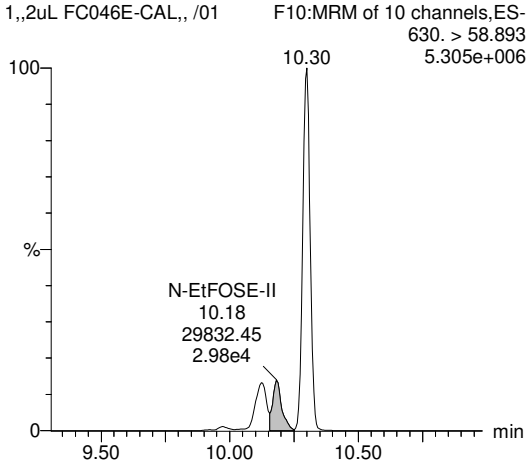

N-EtFOSE-III

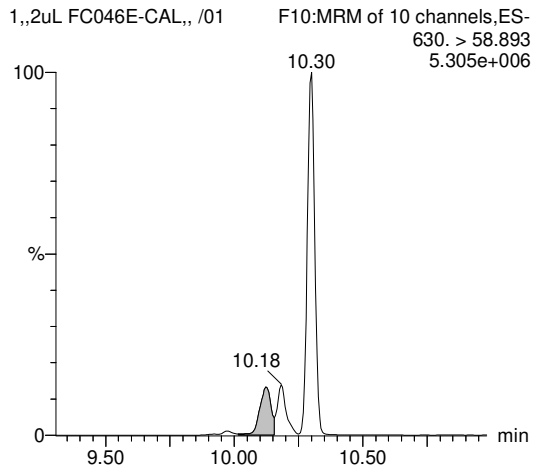

N-EtFOSE-SUM

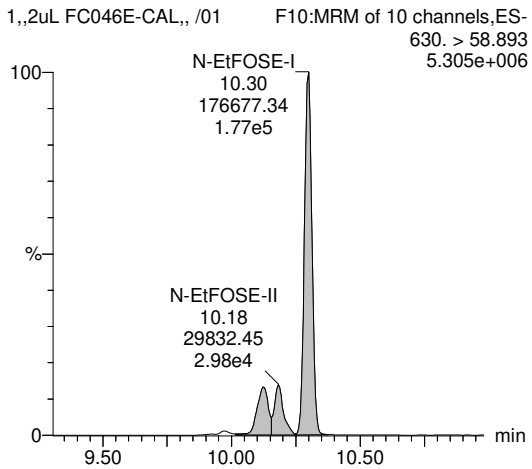

N-EtFOSE

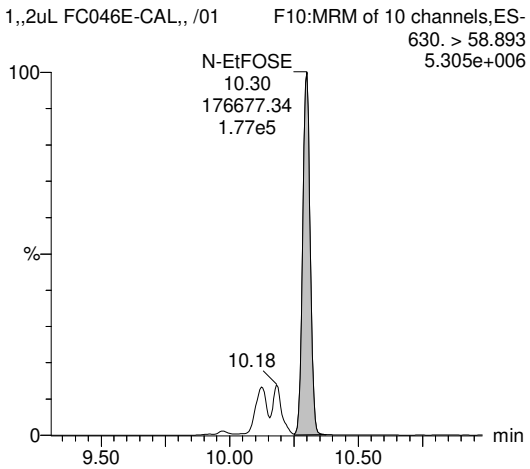

PV by TCH, SV by BRA 14-Jan-22, Conc. & LOD unit = ng for Inst QC, ng/mL for SPM, ng/L for samples

Quantify Sample Report **MassLynx MassLynx V4.1 SCN909**
SGS Axys Analytical Services, Ltd.

Dataset: G:\Masslynx\Inst_L\PFAS\quanfile\FC2L_009-b.qld

Last Altered: Wednesday, January 12, 2022 10:02:34 Pacific Standard Time
Printed: Friday, January 14, 2022 09:46:23 Pacific Standard Time

ID: FC046E2-CAL,, /01, Name: FC2L_009S15, Description: 1,,2uL, Date: 11-Jan-2022, Time: 15:35:30

HFPO-DA

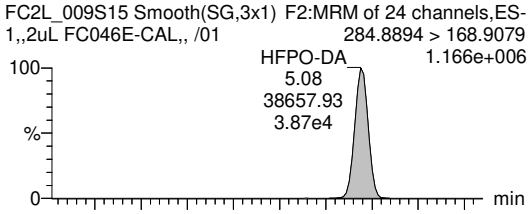

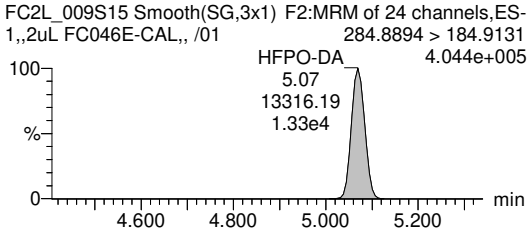

ADONA

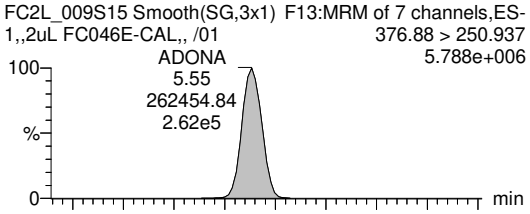

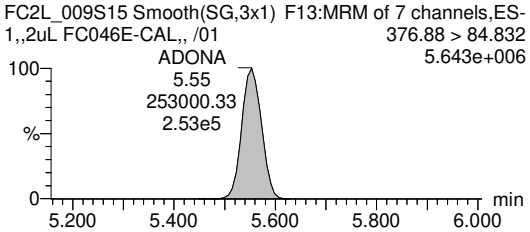

9Cl-PF3ONS





11Cl-PF3OUdS

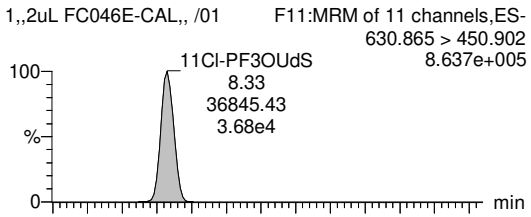

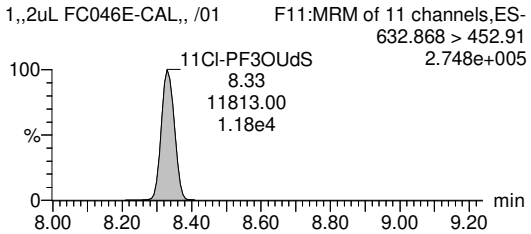

3:3 FTCA

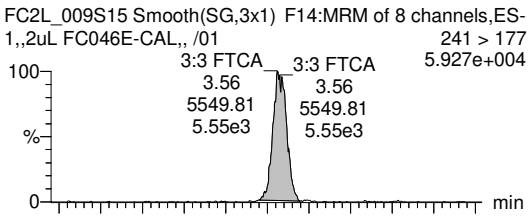

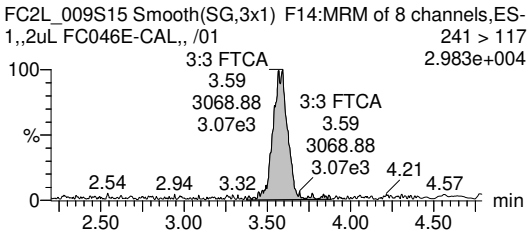

5:3 FTCA





PV by TCH, SV by BRA 14-Jan-22, Conc. & LOD unit = ng for Inst QC, ng/mL for SPM, ng/L for samples

Quantify Sample Report **MassLynx MassLynx V4.1 SCN909**
SGS Axys Analytical Services, Ltd.

Dataset: G:\Masslynx\Inst_L\PFAS\quanfile\FC2L_009-b.qld

Last Altered: Wednesday, January 12, 2022 10:02:34 Pacific Standard Time
Printed: Friday, January 14, 2022 09:46:23 Pacific Standard Time

ID: FC046E2-CAL,, /01, Name: FC2L_009S15, Description: 1,,2uL, Date: 11-Jan-2022, Time: 15:35:30

7:3 FTCA

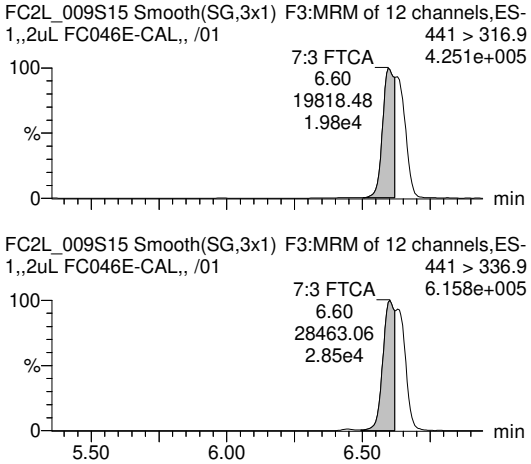

PFEESA

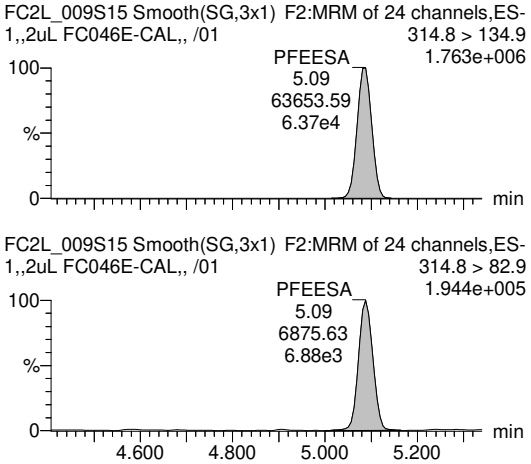

PFMPA

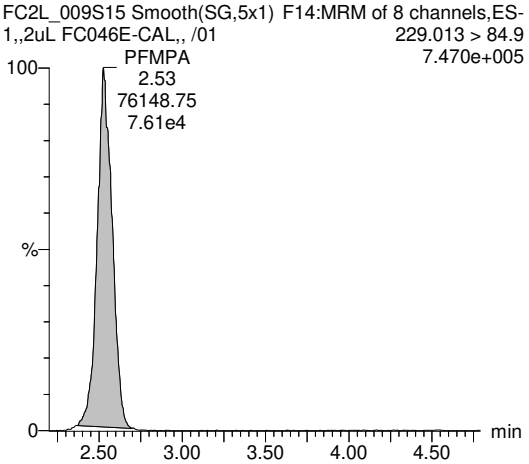

PFMBA

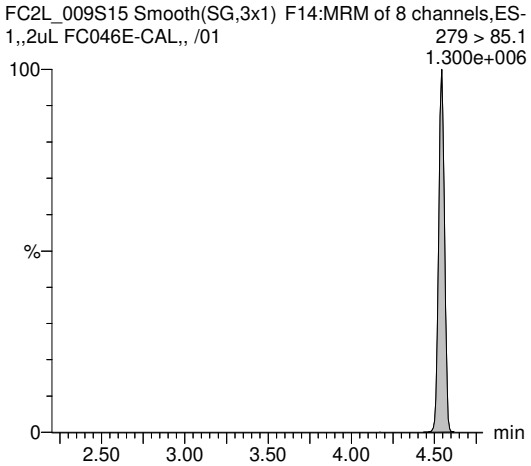

NFDHA

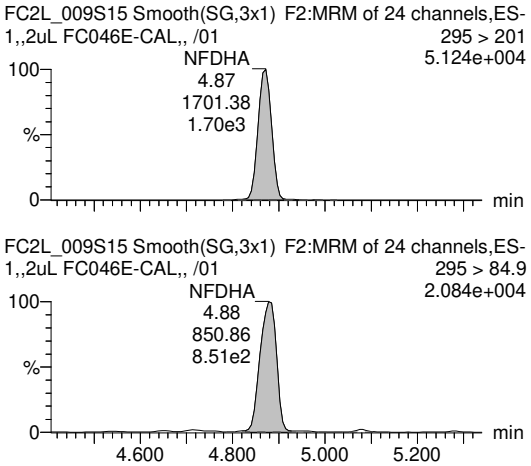

13C4-PFBA

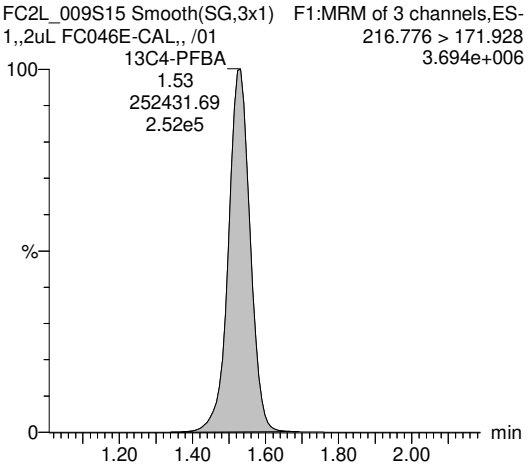

PV by TCH, SV by BRA 14-Jan-22, Conc. & LOD unit = ng for Inst QC, ng/mL for SPM, ng/L for samples

Quantify Sample Report **MassLynx MassLynx V4.1 SCN909**
SGS Axys Analytical Services, Ltd.

Dataset: G:\Masslynx\Inst_L\PFAS\quanfile\FC2L_009-b.qld

Last Altered: Wednesday, January 12, 2022 10:02:34 Pacific Standard Time
Printed: Friday, January 14, 2022 09:46:23 Pacific Standard Time

ID: FC046E2-CAL,, /01, Name: FC2L_009S15, Description: 1,,2uL, Date: 11-Jan-2022, Time: 15:35:30

13C5-PFPeA

FC2L_009S15 Smooth(SG,3x1) F14:MRM of 8 channels,ES-
1,,2uL FC046E-CAL,, /01 268.16 > 223.035
2.137e+006

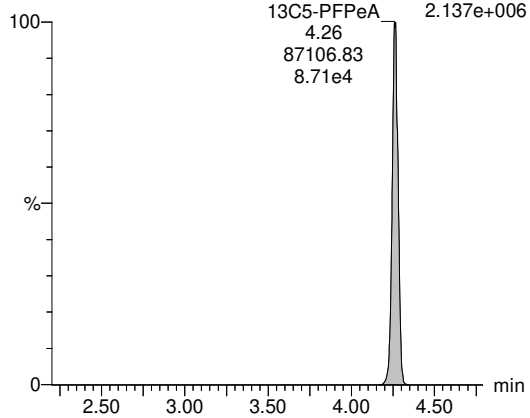

13C5-PFHxA

FC2L_009S15 Smooth(SG,3x1) F2:MRM of 24 channels,ES-
1,,2uL FC046E-CAL,, /01 318.029 > 272.993
1.194e+006

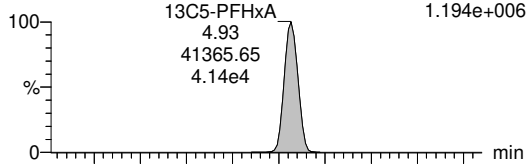

FC2L_009S15 Smooth(SG,3x1) F2:MRM of 24 channels,ES-
1,,2uL FC046E-CAL,, /01 318.029 > 120.341
5.296e+004

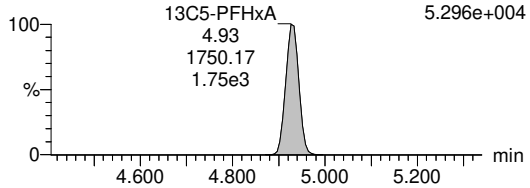

13C4-PFHpA

FC2L_009S15 Smooth(SG,3x1) F13:MRM of 7 channels,ES-
1,,2uL FC046E-CAL,, /01 367.086 > 322.004
1.512e+006

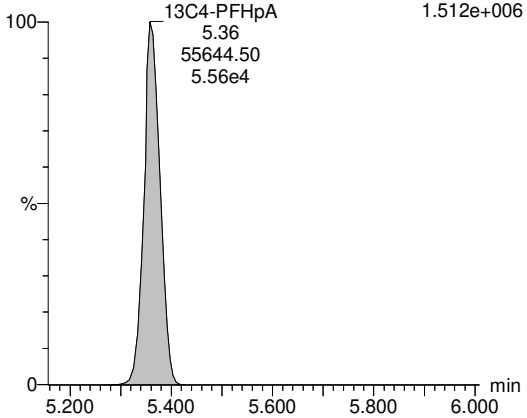

13C8-PFOA

FC2L_009S15 Smooth(SG,3x1) F3:MRM of 12 channels,ES-
1,,2uL FC046E-CAL,, /01 421.096 > 376.022
9.651e+005

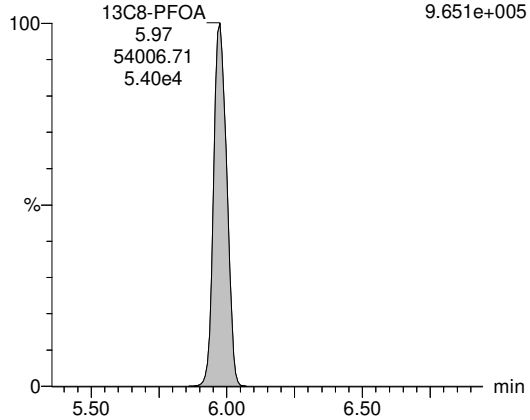

13C9-PFNA

FC2L_009S15 Smooth(SG,3x1) F4:MRM of 7 channels,ES-
1,,2uL FC046E-CAL,, /01 472.096 > 427.014
4.841e+005

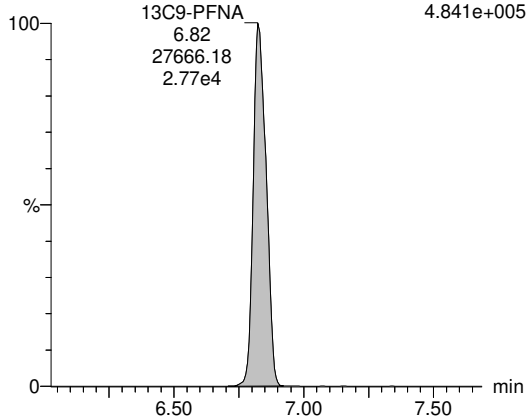

13C6-PFDA

FC2L_009S15 Smooth(SG,3x1) F5:MRM of 15 channels,ES-
1,,2uL FC046E-CAL,, /01 519.147 > 474.058
6.226e+005

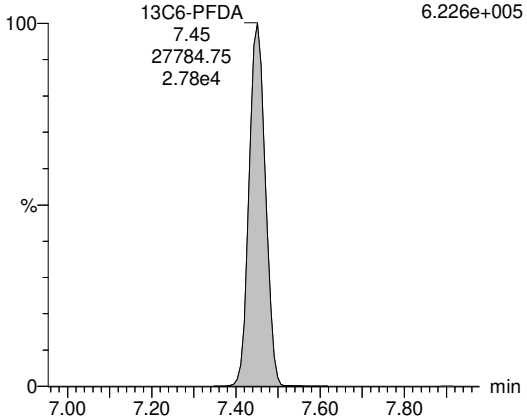

PV by TCH, SV by BRA 14-Jan-22, Conc. & LOD unit = ng for Inst QC, ng/mL for SPM, ng/L for samples

Quantify Sample Report **MassLynx MassLynx V4.1 SCN909**
SGS Axys Analytical Services, Ltd.

Dataset: G:\Masslynx\Inst_L\PFAS\quanfile\FC2L_009-b.qld

Last Altered: Wednesday, January 12, 2022 10:02:34 Pacific Standard Time
Printed: Friday, January 14, 2022 09:46:23 Pacific Standard Time

ID: FC046E2-CAL,, /01, Name: FC2L_009S15, Description: 1,,2uL, Date: 11-Jan-2022, Time: 15:35:30

13C7-PFUnA

FC2L_009S15 Smooth(SG,3x1) F9:MRM of 5 channels,ES-
1,,2uL FC046E-CAL,, /01 570.019 > 525.05
8.008e+005

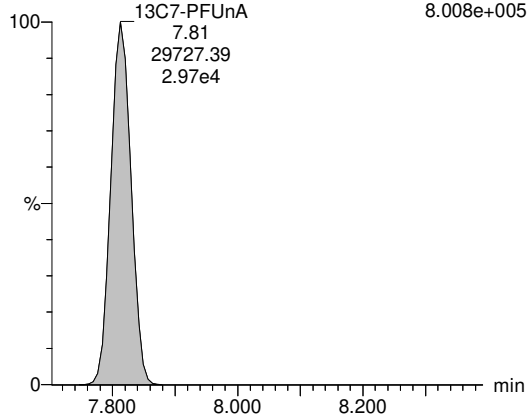

13C2-PFDoA

1,,2uL FC046E-CAL,, /01 F11:MRM of 11 channels,ES-
615.127 > 570.013
6.644e+005

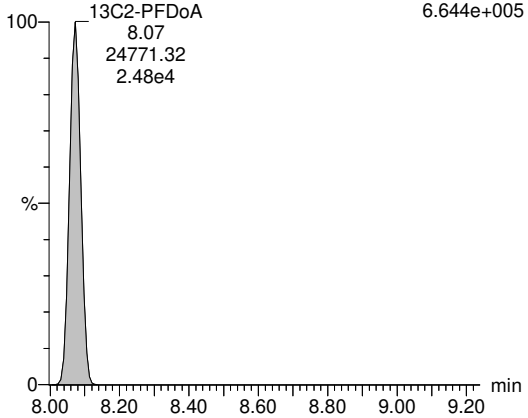

13C2-PFTeDA

FC2L_009S15 Smooth(SG,3x1) F8:MRM of 5 channels,ES-
1,,2uL FC046E-CAL,, /01 715.057 > 670.026
3.829e+005

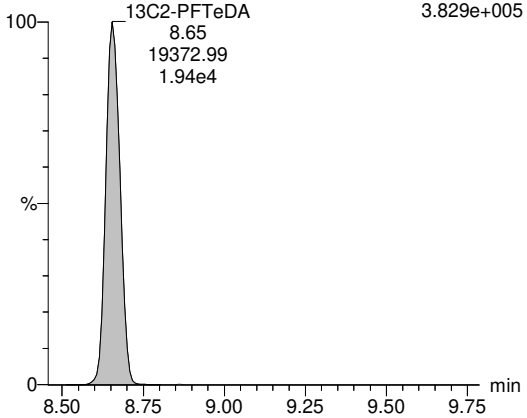

13C3-PFBS

FC2L_009S15 Smooth(SG,3x1) F2:MRM of 24 channels,ES-
1,,2uL FC046E-CAL,, /01 302.056 > 79.865
9.150e+005

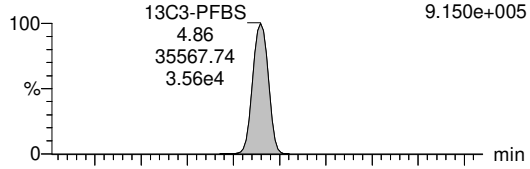

FC2L_009S15 Smooth(SG,3x1) F2:MRM of 24 channels,ES-
1,,2uL FC046E-CAL,, /01 302.056 > 98.875
3.276e+005

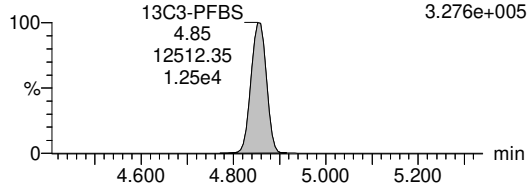

13C3-PFHxS

FC2L_009S15 Smooth(SG,3x1) F3:MRM of 12 channels,ES-
1,,2uL FC046E-CAL,, /01 402.114 > 79.858
5.926e+005

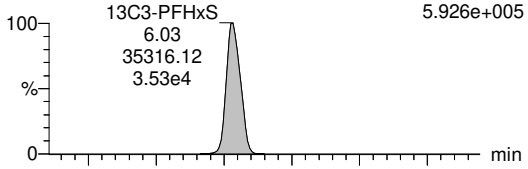

FC2L_009S15 Smooth(SG,3x1) F3:MRM of 12 channels,ES-
1,,2uL FC046E-CAL,, /01 402.114 > 98.801
2.545e+005

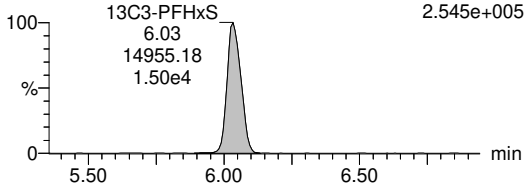

13C8-PFOS

FC2L_009S15 Smooth(SG,3x1) F5:MRM of 15 channels,ES-
1,,2uL FC046E-CAL,, /01 507.124 > 79.858
6.744e+005

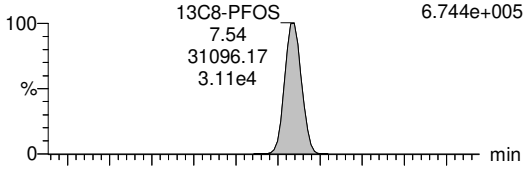

FC2L_009S15 Smooth(SG,3x1) F5:MRM of 15 channels,ES-
1,,2uL FC046E-CAL,, /01 507.124 > 98.867
3.327e+005

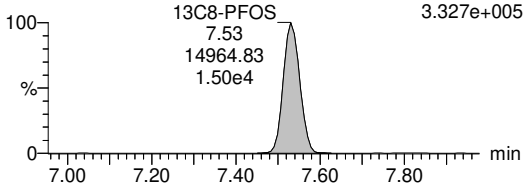

PV by TCH, SV by BRA 14-Jan-22, Conc. & LOD unit = ng for Inst QC, ng/mL for SPM, ng/L for samples

Quantify Sample Report **MassLynx MassLynx V4.1 SCN909**
SGS Axys Analytical Services, Ltd.

Dataset: G:\Masslynx\Inst_L\PFAS\quanfile\FC2L_009-b.qld

Last Altered: Wednesday, January 12, 2022 10:02:34 Pacific Standard Time
Printed: Friday, January 14, 2022 09:46:23 Pacific Standard Time

ID: FC046E2-CAL,, /01, Name: FC2L_009S15, Description: 1,,2uL, Date: 11-Jan-2022, Time: 15:35:30

13C2-4:2 FTS

FC2L_009S15 Smooth(SG,3x1) F2:MRM of 24 channels,ES-
1,,2uL FC046E-CAL,, /01 329.084 > 80.9
1.370e+006

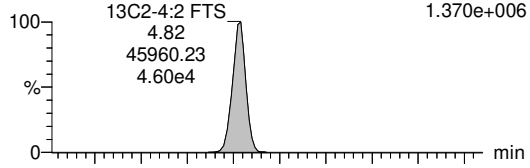

FC2L_009S15 Smooth(SG,3x1) F2:MRM of 24 channels,ES-
1,,2uL FC046E-CAL,, /01 329.084 > 309.024
6.905e+005

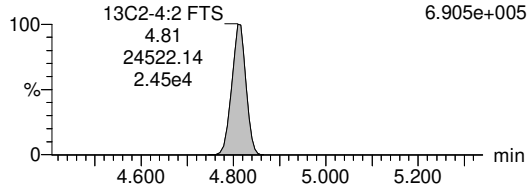

13C2-6:2 FTS

FC2L_009S15 Smooth(SG,3x1) F12:MRM of 6 channels,ES-
1,,2uL FC046E-CAL,, /01 429.078 > 80.900
7.057e+005



FC2L_009S15 Smooth(SG,3x1) F12:MRM of 6 channels,ES-
1,,2uL FC046E-CAL,, /01 429.078 > 409.031
3.424e+005

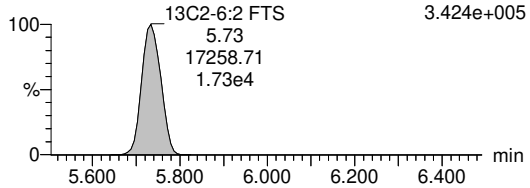

13C2-8:2 FTS

FC2L_009S15 Smooth(SG,3x1) F6:MRM of 4 channels,ES-
1,,2uL FC046E-CAL,, /01 529.1351 > 80.900
9.474e+005

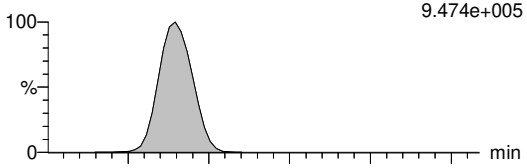

FC2L_009S15 Smooth(SG,3x1) F6:MRM of 4 channels,ES-
1,,2uL FC046E-CAL,, /01 529.135 > 509.003
3.018e+005

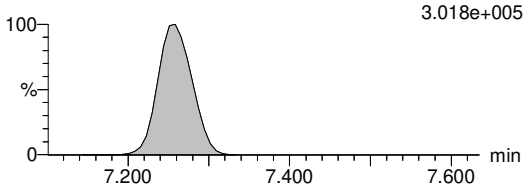

13C8-PFOSA

1,,2uL FC046E-CAL,, /01 F11:MRM of 11 channels,ES-
506.14 > 77.841
1.074e+006

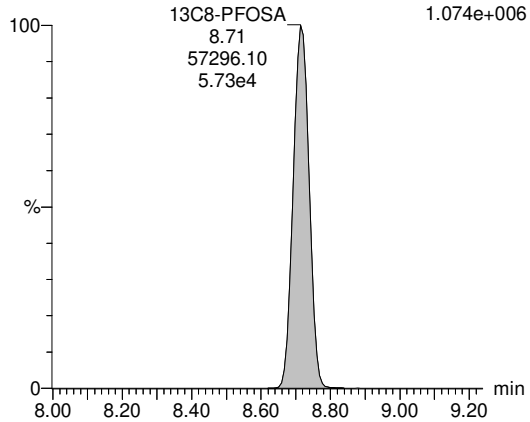

D3-N-MeFOSA

1,,2uL FC046E-CAL,, /01 F10:MRM of 10 channels,ES-
514.956 > 218.974
1.911e+005

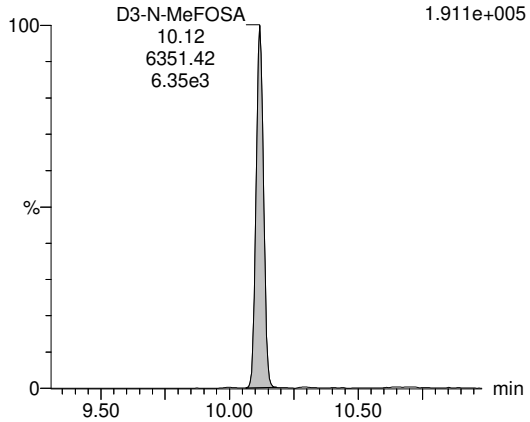

D5-N-EtFOSA

1,,2uL FC046E-CAL,, /01 F10:MRM of 10 channels,ES-
531.112 > 218.984
1.950e+005

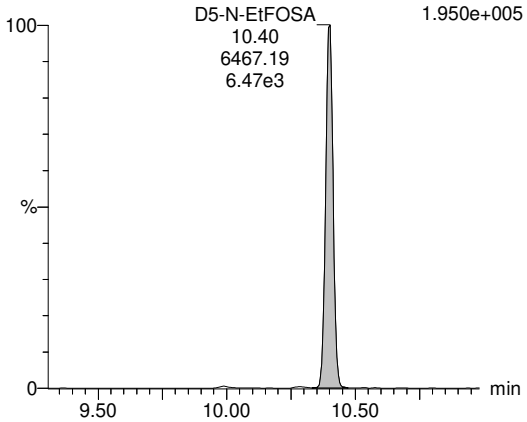

PV by TCH, SV by BRA 14-Jan-22, Conc. & LOD unit = ng for Inst QC, ng/mL for SPM, ng/L for samples

Quantify Sample Report **MassLynx MassLynx V4.1 SCN909**
SGS Axys Analytical Services, Ltd.

Dataset: G:\Masslynx\Inst_L\PFAS\quanfile\FC2L_009-b.qld

Last Altered: Wednesday, January 12, 2022 10:02:34 Pacific Standard Time
Printed: Friday, January 14, 2022 09:46:23 Pacific Standard Time

ID: FC046E2-CAL,, /01, Name: FC2L_009S15, Description: 1,,2uL, Date: 11-Jan-2022, Time: 15:35:30

D3-MeFOSAA

FC2L_009S15 Smooth(SG,3x1) F5:MRM of 15 channels,ES-
1,,2uL FC046E-CAL,, /01 573.153 > 418.99
4.862e+005

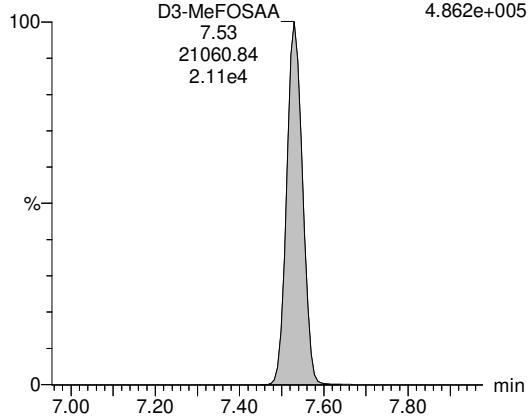

D5-EtFOSAA

FC2L_009S15 Smooth(SG,3x1) F7:MRM of 3 channels,ES-
1,,2uL FC046E-CAL,, /01 589.245 > 418.971
4.376e+005

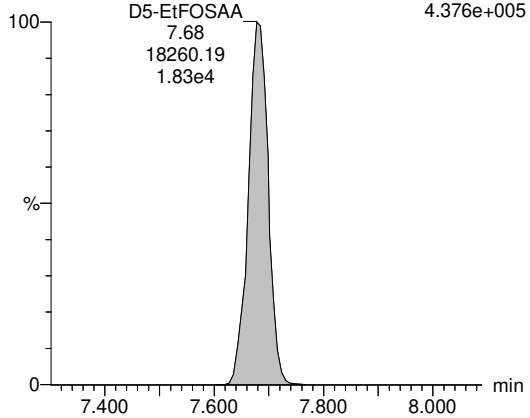

D7-N-MeFOSE

1,,2uL FC046E-CAL,, /01 F10:MRM of 10 channels,ES-
623.156 > 58.896
1.227e+007

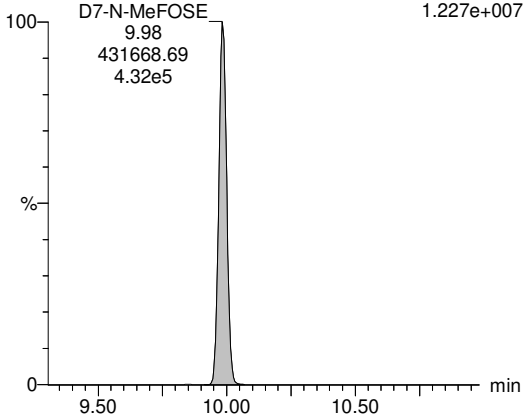

D9-N-EtFOSE

1,,2uL FC046E-CAL,, /01 F10:MRM of 10 channels,ES-
639.184 > 58.897
1.417e+007

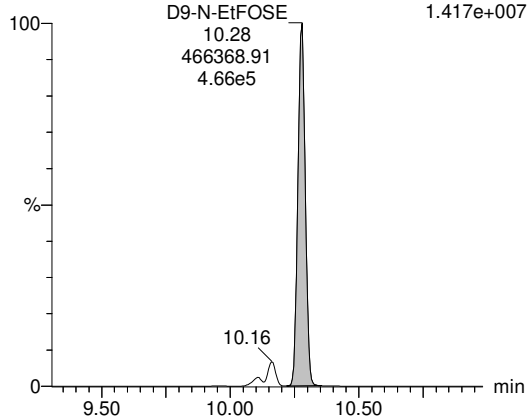

13C3-HFPO-DA

FC2L_009S15 Smooth(SG,3x1) F2:MRM of 24 channels,ES-
1,,2uL FC046E-CAL,, /01 286.8631 > 168.8861
2.053e+006

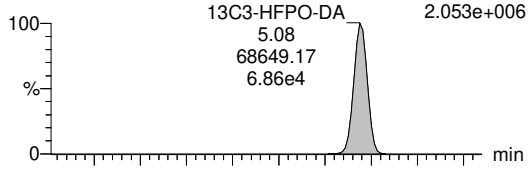

FC2L_009S15 Smooth(SG,3x1) F2:MRM of 24 channels,ES-
1,,2uL FC046E-CAL,, /01 286.8631 > 184.8888
9.291e+005

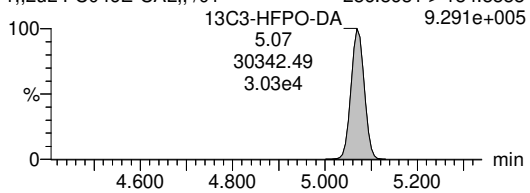

13C3-PFBA

FC2L_009S15 Smooth(SG,3x1) F1:MRM of 3 channels,ES-
1,,2uL FC046E-CAL,, /01 216.029 > 171.97
1.591e+006

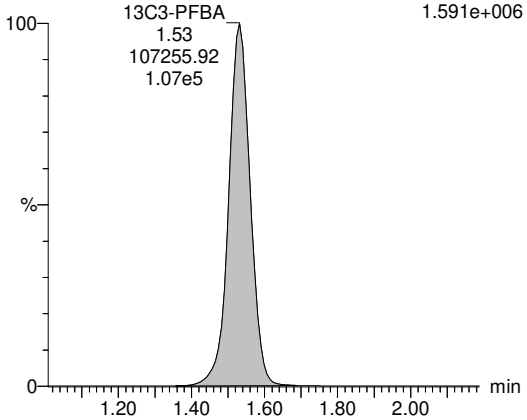

PV by TCH, SV by BRA 14-Jan-22, Conc. & LOD unit = ng for Inst QC, ng/mL for SPM, ng/L for samples

Quantify Sample Report **MassLynx MassLynx V4.1 SCN909**
SGS Axys Analytical Services, Ltd.

Dataset: G:\Masslynx\Inst_L\PFAS\quanfile\FC2L_009-b.qld

Last Altered: Wednesday, January 12, 2022 10:02:34 Pacific Standard Time
Printed: Friday, January 14, 2022 09:46:23 Pacific Standard Time

ID: FC046E2-CAL,, /01, Name: FC2L_009S15, Description: 1,,2uL, Date: 11-Jan-2022, Time: 15:35:30

13C2-PFHxA

FC2L_009S15 Smooth(SG,3x1) F2:MRM of 24 channels,ES-
1,,2uL FC046E-CAL,, /01 315.083 > 269.984
1.751e+006

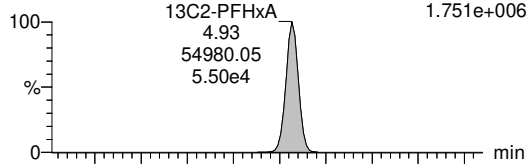

FC2L_009S15 Smooth(SG,3x1) F2:MRM of 24 channels,ES-
1,,2uL FC046E-CAL,, /01 315.083 > 119.359
4.737e+004

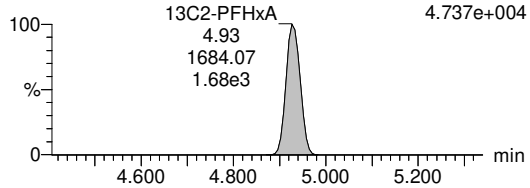

13C4-PFOA

FC2L_009S15 Smooth(SG,3x1) F3:MRM of 12 channels,ES-
1,,2uL FC046E-CAL,, /01 417.083 > 171.95
2.612e+005

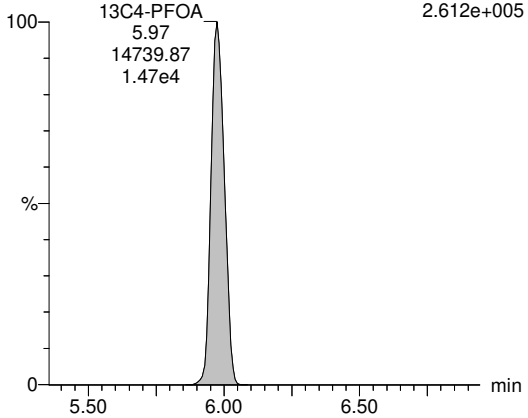

13C5-PFNA

FC2L_009S15 Smooth(SG,3x1) F4:MRM of 7 channels,ES-
1,,2uL FC046E-CAL,, /01 468.019 > 423.008
4.264e+005

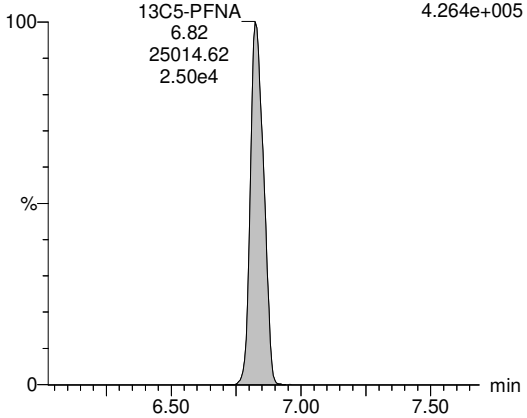

13C2-PFDA

FC2L_009S15 Smooth(SG,3x1) F5:MRM of 15 channels,ES-
1,,2uL FC046E-CAL,, /01 515.134 > 470.05
6.036e+005

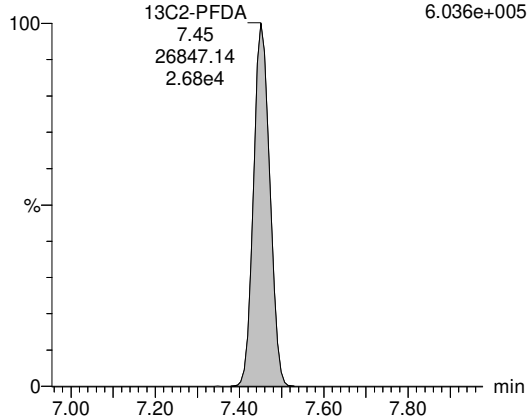

18O2-PFHxS

FC2L_009S15 Smooth(SG,3x1) F3:MRM of 12 channels,ES-
1,,2uL FC046E-CAL,, /01 402.984 > 83.895
5.243e+005

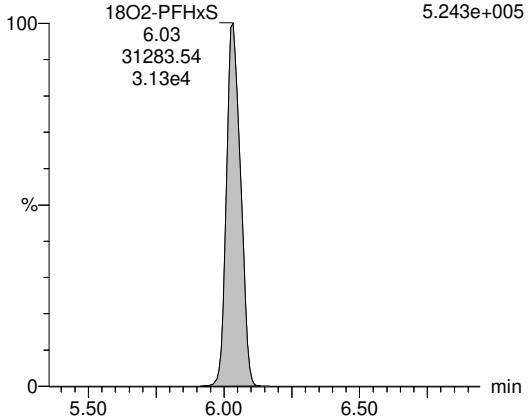

13C4-PFOS

FC2L_009S15 Smooth(SG,3x1) F5:MRM of 15 channels,ES-
1,,2uL FC046E-CAL,, /01 502.791 > 79.856
6.813e+005

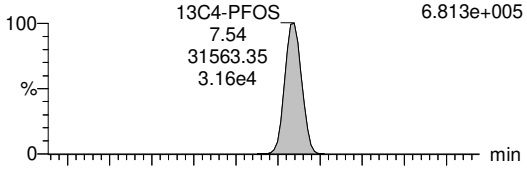

FC2L_009S15 Smooth(SG,3x1) F5:MRM of 15 channels,ES-
1,,2uL FC046E-CAL,, /01 502.791 > 98.864
3.219e+005

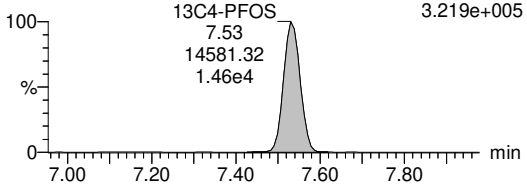

PV by TCH, SV by BRA 14-Jan-22, Conc. & LOD unit = ng for Inst QC, ng/mL for SPM, ng/L for samples

Quantify Sample Report **MassLynx MassLynx V4.1 SCN909**
SGS Axys Analytical Services, Ltd.

Dataset: G:\Masslynx\Inst_L\PFAS\quanfile\FC2L_009-b.qld

Last Altered: Wednesday, January 12, 2022 10:02:34 Pacific Standard Time
Printed: Friday, January 14, 2022 09:46:23 Pacific Standard Time

ID: FC046E2-CAL,, /01, Name: FC2L_009S15, Description: 1,,2uL, Date: 11-Jan-2022, Time: 15:35:30

13C2-D4-6:2 FTS

FC2L_009S15 Smooth(SG,3x1) F12:MRM of 6 channels,ES-
1,,2uL FC046E-CAL,, /01 432.904 > 81.901
7.600e+005



FC2L_009S15 Smooth(SG,3x1) F12:MRM of 6 channels,ES-
1,,2uL FC046E-CAL,, /01 432.904 > 411.943
2.941e+005



PV by TCH, SV by BRA 14-Jan-22, Conc. & LOD unit = ng for Inst QC, ng/mL for SPM, ng/L for samples

Quantify Sample Report **MassLynx MassLynx V4.1 SCN909**
SGS Axys Analytical Services, Ltd.

Dataset: G:\Masslynx\Inst_L\PFAS\quanfile\FC2L_009-b.qld

Last Altered: Wednesday, January 12, 2022 10:02:34 Pacific Standard Time
Printed: Friday, January 14, 2022 09:46:23 Pacific Standard Time

ID: FC046E2-CAL,, /01, Name: FC2L_009S15, Description: 1,,2uL, Date: 11-Jan-2022, Time: 15:35:30

#	IS#	Name	RT	Area	Confirm. Ion Area	IS Area	Std. Conc	Conc.	LOD	%Rec	Ratio (Pr...	Ratio	Ratio Fail(Y...	S/N	Noi...	IS Height	Samp. size	F2	Fla...
1	84	PFBA	1.53	128606		252432	20.000	20.313	0.0207	101.6				2969	638	3691550	1.000	1.0	bb
2	85	PFPeA	4.27	48084		87107	10.000	9.136	0.2313	91.4				128	9951	2136139	1.000	1.0	bb
3	86	PFHxA	4.93	20336	3886	41366	5.000	4.630	0.0333	92.6	4.85	5.23	NO	425	1405	1193653	1.000	1.0	dd
4	87	PFHpA	5.36	27937	14216	55645	5.000	4.578	0.0136	91.6	2.16	1.97	NO	916	752	1511656	1.000	1.0	bb
5	88	PFOA-I	5.97	36033	19208	54007	0.000	4.559	0.0700		1.96	1.88	NO	192	3296	964887	1.000	1.0	bb
6	88	PFOA-II				54007	0.000		0.0700		0.00				3296	964887	1.000	1.0	
7	88	PFOA-III				54007	0.000		0.0700		0.00				3296	964887	1.000	1.0	
8	88	PFOA-IV				54007	0.000		0.0700		0.00				3296	964887	1.000	1.0	
9		PFOA-SUM		36033		54007	0.000	4.559	0.0700						3296	964887	1.000	1.0	
10	88	PFOA	5.97	36033	19208	54007	5.000	4.559	0.0700	91.2	1.96	1.88	NO	192	3296	964887	1.000	1.0	bb
11	89	PFNA-I	6.83	27806	9687	27666	0.000	4.906	0.0304		2.85	2.87	NO	478	1006	483915	1.000	1.0	db
12	89	PFNA-II				27666	0.000		0.0304		0.00				1006	483915	1.000	1.0	
13	89	PFNA-III				27666	0.000		0.0304		0.00				1006	483915	1.000	1.0	
14		PFNA-SUM		27806		27666	0.000	4.906	0.0304						1006	483915	1.000	1.0	
15	89	PFNA	6.83	27806	9687	27666	5.000	4.906	0.0304	98.1	2.85	2.87	NO	478	1006	483915	1.000	1.0	db
16	90	PFDA	7.45	23129	7564	27785	5.000	4.969	0.0339	99.4	3.07	3.06	NO	438	1179	622625	1.000	1.0	bb
17	91	PFUnA	7.81	23824	5105	29727	5.000	5.252	0.0118	105.0	4.31	4.67	NO	1351	481	800516	1.000	1.0	bb
18	92	PFDoA	8.07	25337	3669	24771	5.000	4.762	0.0134	95.2	7.42	6.91	NO	1059	637	664052	1.000	1.0	bb
19	M...	PFTrDA	8.32	18754	6373	22072	5.000	5.045	0.0222	100.9	3.08	2.94	NO	714	627	523469	1.000	1.0	bb
20	93	PFTeDA	8.65	14240	5675	19373	5.000	4.923	0.0720	98.5	2.82	2.51	NO	207	1373	382885	1.000	1.0	db
21	94	PFBS	4.86	23679	8558	35568	5.000	5.775	0.0019	115.5	2.59	2.77	NO	103...	66	914745	1.000	1.0	bb
22	95	PFPeS	5.36	18529	8833	35316	5.015	5.317	0.0048	106.0	2.24	2.10	NO	4899	93	592498	1.000	1.0	bb
23	95	PFHxS-I	6.03	18730	7975	35316	0.000	4.513	0.0006		2.37	2.35	NO	207...	15	592498	1.000	1.0	db
24	95	PFHxS-II	5.84	2048	584	35316	0.000	0.494	0.0006		3.26	3.51	NO	2360	15	592498	1.000	1.0	dd
25	95	PFHxS-III	5.77	773	351	35316	0.000	0.186	0.0006		2.72	2.20	NO	960	15	592498	1.000	1.0	bd
26		PFHxS-SUM		21551		35316	0.000	5.193	0.0019						15	592498	1.000	1.0	
27	95	PFHxS	6.03	18730	7975	35316	5.000	4.513	0.0006	90.3	2.40	2.35	NO	207...	15	592498	1.000	1.0	db
28	96	PFHpS	6.92	16569	7932	31096	5.011	4.909	0.0021	98.0	2.12	2.09	NO	5404	52	674249	1.000	1.0	bb
29	96	PFOS-I	7.54	15873	6936	31096	0.000	4.109	0.0048		2.42	2.29	NO	2636	135	674249	1.000	1.0	db
30	96	PFOS-II	7.40	1624	569	31096	0.000	0.420	0.0048		2.75	2.85	NO	253	135	674249	1.000	1.0	dd
31	96	PFOS-III	7.34	1333	122	31096	0.000	0.345	0.0048		8.19	10.89	NO	191	135	674249	1.000	1.0	bd
32	96	PFOS-IV	7.13	48	20	31096	0.000	0.012	0.0048		2.14	2.44	NO	7	135	674249	1.000	1.0	bd
33		PFOS-SUM		18878		31096	0.000	4.887	0.0193						135	674249	1.000	1.0	
34	96	PFOS	7.54	15873	6936	31096	5.000	4.109	0.0048	82.2	2.54	2.29	NO	2636	135	674249	1.000	1.0	db
35	96	PFNS	7.89	17769	7693	31096	5.010	4.844	0.0029	96.7	2.36	2.31	NO	6328	76	674249	1.000	1.0	bb

PV by TCH, SV by BRA 14-Jan-22, Conc. & LOD unit = ng for Inst QC, ng/mL for SPM, ng/L for samples

Quantify Sample Report **MassLynx MassLynx V4.1 SCN909**
SGS Axys Analytical Services, Ltd.

Dataset: G:\Masslynx\Inst_L\PFAS\quanfile\FC2L_009-b.qld

Last Altered: Wednesday, January 12, 2022 10:02:34 Pacific Standard Time
Printed: Friday, January 14, 2022 09:46:23 Pacific Standard Time

ID: FC046E2-CAL,, /01, Name: FC2L_009S15, Description: 1,,2uL, Date: 11-Jan-2022, Time: 15:35:30

#	IS#	Name	RT	Area	Confirm. Ion Area	IS Area	Std. Conc	Conc.	LOD	%Rec	Ratio (Pr...	Ratio	Ratio Fail(Y...	S/N	Noi...	IS Height	Samp. size	F2	Fla...
36	96	PFDS	8.14	16609	7723	31096	5.000	4.741	0.0008	94.8	2.36	2.15	NO	216...	20	674249	1.000	1.0	bb
37	96	PFDoS	8.79	12938	5821	31096	5.008	4.483	0.0012	89.5	2.24	2.22	NO	9958	24	674249	1.000	1.0	bb
38	97	4:2 FTS	4.81	21258	50807	45960	20.000	19.617	0.0021	98.1	0.43	0.42	NO	277...	22	1369284	1.000	1.0	bb
39	98	6:2 FTS	5.73	17126	40624	35091	18.000	18.885	0.0066	104.9	0.44	0.42	NO	8573	40	705485	1.000	1.0	bb
40	99	8:2 FTS	7.26	13324	25252	45849	20.000	21.724	0.0048	108.6	0.57	0.53	NO	133...	20	947048	1.000	1.0	bb
41	100	PFOSA-I	8.72	26078		57296	0.000	4.579	0.0033					4136	118	1074047	1.000	1.0	db
42	100	PFOSA-II	8.57	2265		57296	0.000	0.398	0.0033					277	118	1074047	1.000	1.0	dd
43		PFOSA-SUM		28343		57296	0.000	4.977	0.0066						118	1074047	1.000	1.0	
44	100	PFOSA	8.72	26078		57296	5.000	4.579	0.0033	91.6				4136	118	1074047	1.000	1.0	db
45	101	N-MeFOSA-I	10.12	3946	7235	6351	0.000	5.546	0.0142		0.55	0.55	NO	1160	102	190836	1.000	1.0	db
46	101	N-MeFOSA-II	9.94	182	184	6351	0.000	0.256	0.0142		1.14	0.99	NO	51	102	190836	1.000	1.0	bd
47		N-MeFOSA-SUM		4129		6351	0.000	5.802	0.0285						102	190836	1.000	1.0	
48	101	N-MeFOSA	10.12	3946	7235	6351	5.750	5.546	0.0142	96.5	0.53	0.55	NO	1160	102	190836	1.000	1.0	db
49	102	N-EtFOSA-I	10.41	7468	13656	6467	0.000	9.606	0.0075		0.55	0.55	NO	3903	58	194867	1.000	1.0	dd
50	102	N-EtFOSA-II	10.26	1445	1318	6467	0.000	1.859	0.0075		1.28	1.10	NO	767	58	194867	1.000	1.0	dd
51		N-EtFOSA-SUM		8912		6467	0.000	11.465	0.0149						58	194867	1.000	1.0	
52	102	N-EtFOSA	10.41	7468	13656	6467	12.500	9.606	0.0075	76.9	0.53	0.55	NO	3903	58	194867	1.000	1.0	dd
53	103	MeFOSAA-I	7.53	3665	1843	21061	0.000	4.092	0.0042		2.01	1.99	NO	2804	29	486205	1.000	1.0	db
54	103	MeFOSAA-II	7.42	419	278	21061	0.000	0.468	0.0042		1.84	1.50	NO	247	29	486205	1.000	1.0	dd
55	103	MeFOSAA-III	7.42	419	278	21061	0.000	0.468	0.0042		0.29	1.50	YES	247	29	486205	1.000	1.0	dd
56		MeFOSAA-SUM		4503		21061	0.000	5.027	0.0127						29	486205	1.000	1.0	
57	103	MeFOSAA	7.53	3665	1843	21061	5.000	4.092	0.0042	81.8	1.87	1.99	NO	2804	29	486205	1.000	1.0	db
58	104	EtFOSAA-I	7.68	3072	2406	18260	0.000	4.434	0.0051		1.24	1.28	NO	2840	28	437372	1.000	1.0	db
59	104	EtFOSAA-II	7.59	228	374	18260	0.000	0.329	0.0051		0.34	0.61	YES	192	28	437372	1.000	1.0	dd
60	104	EtFOSAA-III	7.50	64	84	18260	0.000	0.092	0.0051		0.63	0.76	NO	48	28	437372	1.000	1.0	bd
61		EtFOSAA-SUM		3363		18260	0.000	4.855	0.0152						28	437372	1.000	1.0	
62	104	EtFOSAA	7.68	3072	2406	18260	5.000	4.434	0.0051	88.7	1.09	1.28	NO	2840	28	437372	1.000	1.0	db
63	105	N-MeFOSE-I	10.00	220359		431669	0.000	46.307	0.0115					124...	518	12260...	1.000	1.0	bb
64	105	N-MeFOSE-II	9.87	20063		431669	0.000	4.216	0.0115					935	518	12260...	1.000	1.0	db
65	105	N-MeFOSE-III	9.80	12611		431669	0.000	2.650	0.0115					479	518	12260...	1.000	1.0	dd
66		N-MeFOSE-SUM		253033		431669	0.000	53.174	0.0345						518	12260...	1.000	1.0	
67	105	N-MeFOSE	10.00	220359		431669	50.000	46.307	0.0115	92.6				124...	518	12260...	1.000	1.0	bb
68	106	N-EtFOSE-I	10.30	176677		466369	0.000	31.839	0.0124					7599	697	14162...	1.000	1.0	db
69	106	N-EtFOSE-II	10.18	29832		466369	0.000	5.376	0.0124					1054	697	14162...	1.000	1.0	dd
70	106	N-EtFOSE-III	10.12	35407		466369	0.000	6.381	0.0124					1003	697	14162...	1.000	1.0	dd

PV by TCH, SV by BRA 14-Jan-22, Conc. & LOD unit = ng for Inst QC, ng/mL for SPM, ng/L for samples

Quantify Sample Report **MassLynx MassLynx V4.1 SCN909**
SGS Axys Analytical Services, Ltd.

Dataset: G:\Masslynx\Inst_L\PFAS\quanfile\FC2L_009-b.qld

Last Altered: Wednesday, January 12, 2022 10:02:34 Pacific Standard Time
Printed: Friday, January 14, 2022 09:46:23 Pacific Standard Time

ID: FC046E2-CAL,, /01, Name: FC2L_009S15, Description: 1,,2uL, Date: 11-Jan-2022, Time: 15:35:30

#	IS#	Name	RT	Area	Confirm. Ion Area	IS Area	Std. Conc	Conc.	LOD	%Rec	Ratio (Pr...	Ratio	Ratio Fail(Y...	S/N	Noi...	IS Height	Samp. size	F2	Fla...
71		N-EtFOSE-SUM		241917		466369	0.000	43.595	0.0372						697	14162...	1.000	1.0	
72	106	N-EtFOSE	10.30	176677		466369	37.500	31.839	0.0124	84.9				7599	697	14162...	1.000	1.0	db
73	107	HFPO-DA	5.08	38658	13316	68649	19.000	20.606	0.0068	108.5	2.87	2.90	NO	9225	126	2051867	1.000	1.0	bb
74	107	ADONA	5.55	262455	253000	68649	20.000	21.794	0.0004	109.0	1.08	1.04	NO	107...	54	2051867	1.000	1.0	bb
75	107	9Cl-PF3ONS	7.80	71637	23566	68649	20.038	20.984	0.0012	104.7	3.20	3.04	NO	433...	42	2051867	1.000	1.0	bb
76	107	11Cl-PF3OUdS	8.33	36845	11813	68649	20.032	19.981	0.0013	99.7	3.13	3.12	NO	348...	25	2051867	1.000	1.0	bb
77	85	3:3 FTCA	3.56	5550	3069	87107	20.000	15.377	0.1928	76.9	1.75	1.81	NO	103	569	2136139	1.000	1.0	bb
78	86	5:3 FTCA	5.18	66473	53001	41366	125.000	93.385	0.0572	74.7	1.20	1.25	NO	4026	392	1193653	1.000	1.0	bb
79	86	7:3 FTCA	6.60	19818	28463	41366	125.000	47.714	0.3519	38.2	0.71	0.70	NO	301	1406	1193653	1.000	1.0	bd
80	86	PFEESA	5.09	63654	6876	41366	5.000	4.873	0.0003	97.5	9.28	9.26	NO	532...	33	1193653	1.000	1.0	bb
81	85	PFMPA	2.53	76149		87107	10.000	9.568	0.0288	95.7				395	1871	2136139	1.000	1.0	bb
82	85	PFMBA	4.54	52391		87107	5.000	4.945	0.0009	98.9				160...	81	2136139	1.000	1.0	bb
83	86	NFDHA	4.87	1701	851	41366	10.000	9.490	0.0127	94.9	0.94	2.00	YES	2330	22	1193653	1.000	1.0	MM
84	108	13C4-PFBA	1.53	252432		107256	40.000	41.217	0.0029	103.0				424...	87	1588916	1.000	1.0	bb
85	109	13C5-PFPeA	4.26	87107		54980	20.000	19.273	0.1704	96.4				261	8171	1750518	1.000	1.0	bb
86	109	13C5-PFHxA	4.93	41366	1750	54980	10.000	10.758	0.0014	107.6	23.32	23.64	NO	209...	57	1750518	1.000	1.0	dd
87	110	13C4-PFHpA	5.36	55645		14740	10.000	11.384	0.0013	113.8				397...	38	261153	1.000	1.0	bb
88	110	13C8-PFOA	5.97	54007		14740	10.000	9.830	0.0011	98.3				275...	35	261153	1.000	1.0	bb
89	111	13C9-PFNA	6.82	27666		25015	5.000	4.820	0.0020	96.4				7538	64	426392	1.000	1.0	bb
90	112	13C6-PFDA	7.45	27785		26847	5.000	5.142	0.0012	102.8				124...	50	603442	1.000	1.0	db
91	112	13C7-PFUnA	7.81	29727		26847	5.000	5.070	0.0004	101.4				433...	18	603442	1.000	1.0	bb
92	112	13C2-PFDoA	8.07	24771		26847	5.000	4.908	0.0008	98.2				217...	30	603442	1.000	1.0	bb
93	112	13C2-PFTeDA	8.65	19373		26847	5.000	4.376	0.0012	87.5				9799	39	603442	1.000	1.0	bd
94	113	13C3-PFBS	4.86	35568	12512	31284	10.030	9.144	0.0012	91.2	2.73	2.84	NO	343...	27	524082	1.000	1.0	bb
95	113	13C3-PFHxS	6.03	35316	14955	31284	10.015	9.952	0.0020	99.4	2.38	2.36	NO	148...	40	524082	1.000	1.0	bb
96	114	13C8-PFOS	7.54	31096	14965	31563	10.062	10.849	0.0011	107.8	2.33	2.08	NO	309...	22	681032	1.000	1.0	bb
97	115	13C2-4:2 FTS	4.82	45960	24522	37105	20.168	22.628	0.0030	112.2	1.62	1.87	NO	332...	41	759875	1.000	1.0	bb
98	115	13C2-6:2 FTS	5.73	35091	17259	37105	19.998	20.821	0.0040	104.1	1.88	2.03	NO	154...	46	759875	1.000	1.0	bb
99	115	13C2-8:2 FTS	7.26	45849	14731	37105	20.040	17.194	0.0089	85.8	3.76	3.11	NO	5844	162	759875	1.000	1.0	bb
1...	114	13C8-PFOSA	8.71	57296		31563	10.000	9.990	0.0018	99.9				144...	74	681032	1.000	1.0	bb
1...	114	D3-N-MeFOSA	10.12	6351		31563	10.000	7.229	0.0128	72.3				2353	81	681032	1.000	1.0	bb
1...	114	D5-N-EtFOSA	10.40	6467		31563	10.000	7.346	0.0097	73.5				3177	61	681032	1.000	1.0	db
1...	115	D3-MeFOSAA	7.53	21061		37105	20.000	11.886	0.0033	59.4				123...	39	759875	1.000	1.0	dd
1...	115	D5-EtFOSAA	7.68	18260		37105	20.000	12.554	0.0041	62.8				107...	41	759875	1.000	1.0	bb
1...	114	D7-N-MeFOSE	9.98	431669		31563	100.000	73.884	0.0163	73.9				178...	686	681032	1.000	1.0	bb

PV by TCH, SV by BRA 14-Jan-22, Conc. & LOD unit = ng for Inst QC, ng/mL for SPM, ng/L for samples

Quantify Sample Report **MassLynx MassLynx V4.1 SCN909**
SGS Axys Analytical Services, Ltd.

Dataset: G:\Masslynx\Inst_L\PFAS\quanfile\FC2L_009-b.qld

Last Altered: Wednesday, January 12, 2022 10:02:34 Pacific Standard Time
Printed: Friday, January 14, 2022 09:46:23 Pacific Standard Time

ID: FC046E2-CAL,, /01, Name: FC2L_009S15, Description: 1,,2uL, Date: 11-Jan-2022, Time: 15:35:30

#	IS#	Name	RT	Area	Confirm. Ion Area	IS Area	Std. Conc	Conc.	LOD	%Rec	Ratio (Pr...	Ratio	Ratio Fail(Y...	S/N	Noi...	IS Height	Samp. size	F2	Fla...
1...	114	D9-N-EtFOSE	10.28	466369		31563	100.000	61.710	0.0080	61.7				324...	437	681032	1.000	1.0	bb
1...	109	13C3-HFPO-DA	5.08	68649	30342	54980	40.000	38.268	0.0065	95.7	2.64	2.26	NO	165...	124	1750518	1.000	1.0	bb
1...		13C3-PFBA	1.53	107256			20.000	21.787	0.0047	108.9				138...	115		1.000	1.0	bb
1...		13C2-PFHxA	4.93	54980	1684		10.000	10.061	0.0002	100.6	35.50	32.65	NO	145...	12		1.000	1.0	bb
110		13C4-PFOA	5.97	14740			10.000	11.226	0.0022	112.3				152...	17		1.000	1.0	bb
111		13C5-PFNA	6.82	25015			5.000	5.407	0.0012	108.1				136...	31		1.000	1.0	bd
112		13C2-PFDA	7.45	26847			5.000	5.201	0.0021	104.0				7456	81		1.000	1.0	bb
113		18O2-PFHxS	6.03	31284			10.050	11.002	0.0011	109.5				288...	18		1.000	1.0	bb
114		13C4-PFOS	7.54	31563	14581		10.150	10.223	0.0008	100.7	2.17	2.16	NO	373...	18		1.000	1.0	bb
115		13C2-D4-6:2 F...	5.73	37105	14164		20.000	57.863	0.0064	289.3	2.50	2.62	NO	272...	28		1.000	1.0	bb

PV by TCH, SV by BRA 14-Jan-22, Conc. & LOD unit = ng for Inst QC, ng/mL for SPM, ng/L for samples

Quantify Sample Report **MassLynx MassLynx V4.1 SCN909**
SGS Axys Analytical Services, Ltd.

Dataset: G:\Masslynx\Inst_L\PFAS\quanfile\FC2L_009-b.qld

Last Altered: Wednesday, January 12, 2022 10:02:34 Pacific Standard Time
Printed: Friday, January 14, 2022 09:44:41 Pacific Standard Time

Method: G:\Masslynx\Master Methods\MassLynx SCN 909\UPLC\FC_110_UPLC_15DoD.mdb 10 Jun 2021 10:20:13
Calibration: G:\Masslynx\Inst_L\PFAS\curve\FC1L_080-A6.cdb 09 Jun 2021 14:38:41

ID: FC048A-CAL,, /01 branched, Name: FC2L_009S16, Description: 1,,2uL, Date: 11-Jan-2022, Time: 15:04:09

PFBA

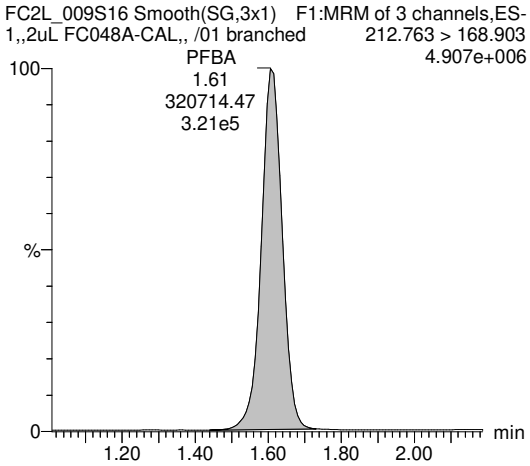

PFPeA

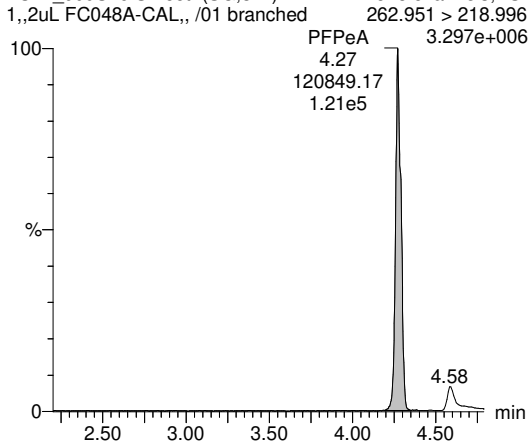

PFHxA

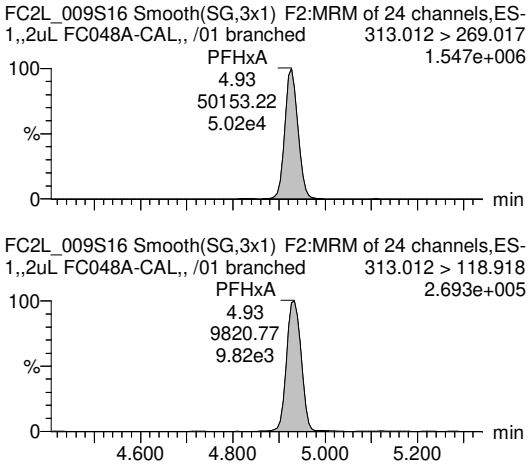

PFHpA

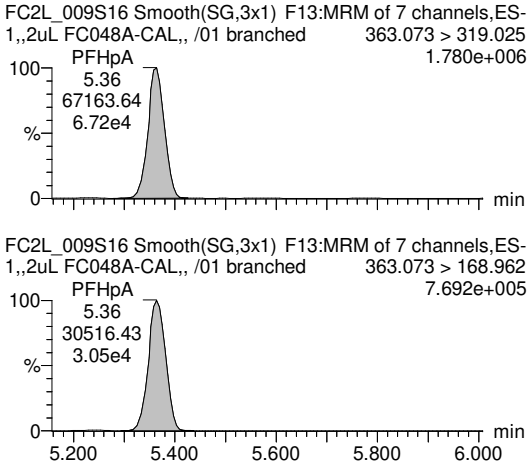

PFOA-I

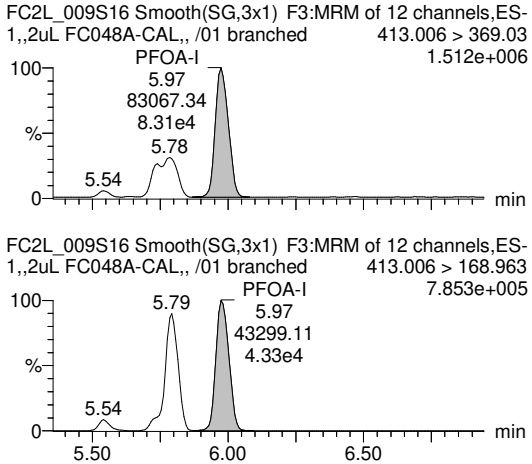

PFOA-II

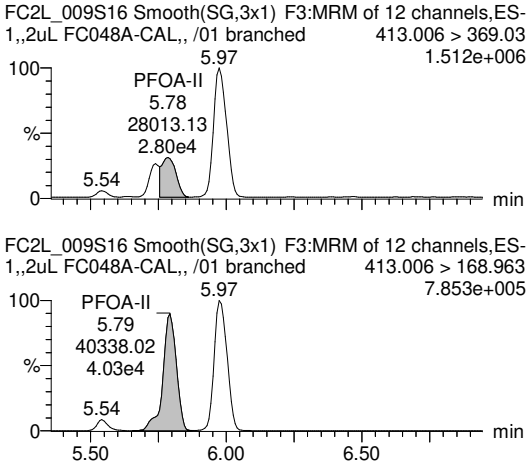

PV by TCH, SV by BRA 14-Jan-22, Conc. & LOD unit = ng for Inst QC, ng/mL for SPM, ng/L for samples

Quantify Sample Report **MassLynx MassLynx V4.1 SCN909**
SGS Axys Analytical Services, Ltd.

Dataset: G:\Masslynx\Inst_L\PFAS\quanfile\FC2L_009-b.qld

Last Altered: Wednesday, January 12, 2022 10:02:34 Pacific Standard Time
Printed: Friday, January 14, 2022 09:44:41 Pacific Standard Time

ID: FC048A-CAL,, /01 branched, Name: FC2L_009S16, Description: 1,,2uL, Date: 11-Jan-2022, Time: 15:04:09

PFOA-III

FC2L_009S16 Smooth(SG,3x1) F3:MRM of 12 channels,ES-
1,,2uL FC048A-CAL,, /01 branched 413.006 > 369.03
1.512e+006

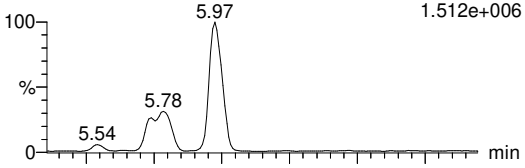

FC2L_009S16 Smooth(SG,3x1) F3:MRM of 12 channels,ES-
1,,2uL FC048A-CAL,, /01 branched 413.006 > 168.963
7.853e+005

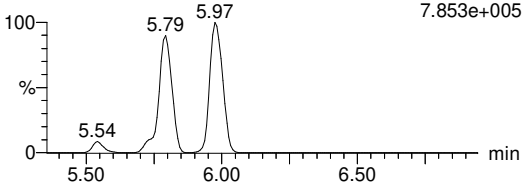

PFOA-IV

FC2L_009S16 Smooth(SG,3x1) F3:MRM of 12 channels,ES-
1,,2uL FC048A-CAL,, /01 branched 413.006 > 369.03
1.512e+006

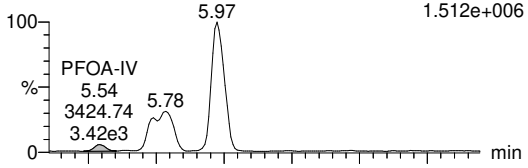

FC2L_009S16 Smooth(SG,3x1) F3:MRM of 12 channels,ES-
1,,2uL FC048A-CAL,, /01 branched 413.006 > 168.963
7.853e+005

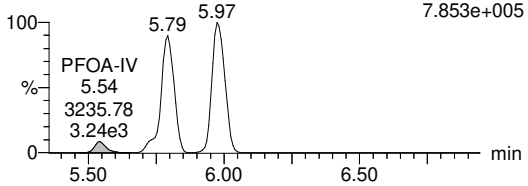

PFOA-SUM

FC2L_009S16 Smooth(SG,3x1) F3:MRM of 12 channels,ES-
1,,2uL FC048A-CAL,, /01 branched 413.006 > 369.03
1.512e+006

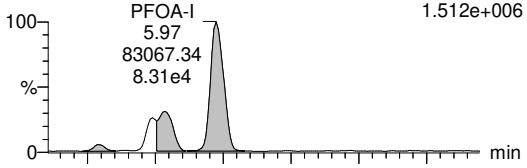

FC2L_009S16 Smooth(SG,3x1) F3:MRM of 12 channels,ES-
1,,2uL FC048A-CAL,, /01 branched 413.006 > 168.963
7.853e+005

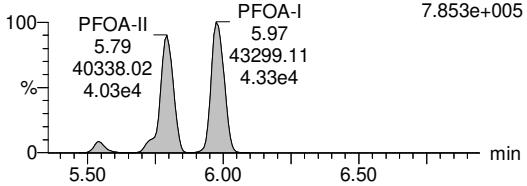

PFOA

FC2L_009S16 Smooth(SG,3x1) F3:MRM of 12 channels,ES-
1,,2uL FC048A-CAL,, /01 branched 413.006 > 369.03
1.512e+006

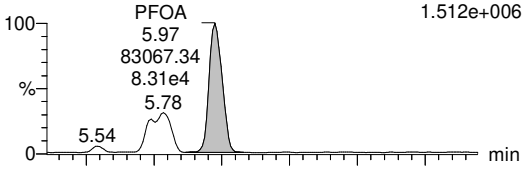

FC2L_009S16 Smooth(SG,3x1) F3:MRM of 12 channels,ES-
1,,2uL FC048A-CAL,, /01 branched 413.006 > 168.963
7.853e+005

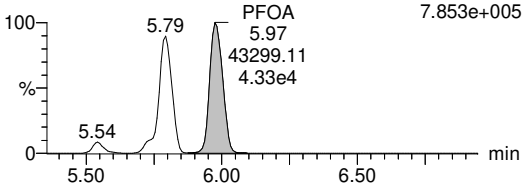

PFNA-I

FC2L_009S16 Smooth(SG,3x1) F4:MRM of 7 channels,ES-
1,,2uL FC048A-CAL,, /01 branched 463.002 > 418.97
1.071e+006

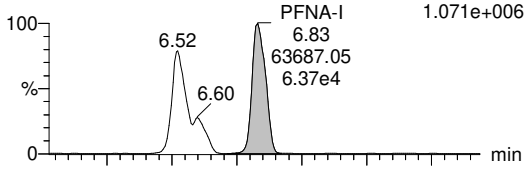

FC2L_009S16 Smooth(SG,3x1) F4:MRM of 7 channels,ES-
1,,2uL FC048A-CAL,, /01 branched 463.002 > 218.968
3.870e+005

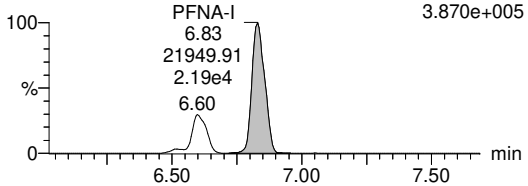

PFNA-II

FC2L_009S16 Smooth(SG,3x1) F4:MRM of 7 channels,ES-
1,,2uL FC048A-CAL,, /01 branched 463.002 > 418.97
1.071e+006

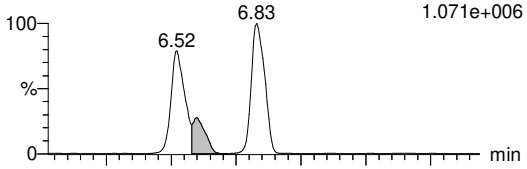

FC2L_009S16 Smooth(SG,3x1) F4:MRM of 7 channels,ES-
1,,2uL FC048A-CAL,, /01 branched 463.002 > 218.968
3.870e+005

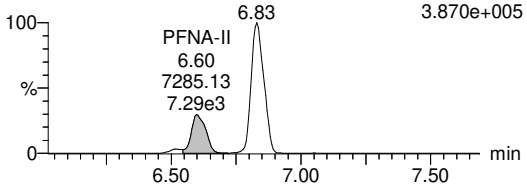

PV by TCH, SV by BRA 14-Jan-22, Conc. & LOD unit = ng for Inst QC, ng/mL for SPM, ng/L for samples

Quantify Sample Report **MassLynx MassLynx V4.1 SCN909**
SGS Axys Analytical Services, Ltd.

Dataset: G:\Masslynx\Inst_L\PFAS\quanfile\FC2L_009-b.qld

Last Altered: Wednesday, January 12, 2022 10:02:34 Pacific Standard Time
Printed: Friday, January 14, 2022 09:44:41 Pacific Standard Time

ID: FC048A-CAL,, /01 branched, Name: FC2L_009S16, Description: 1,,2uL, Date: 11-Jan-2022, Time: 15:04:09

PFNA-III

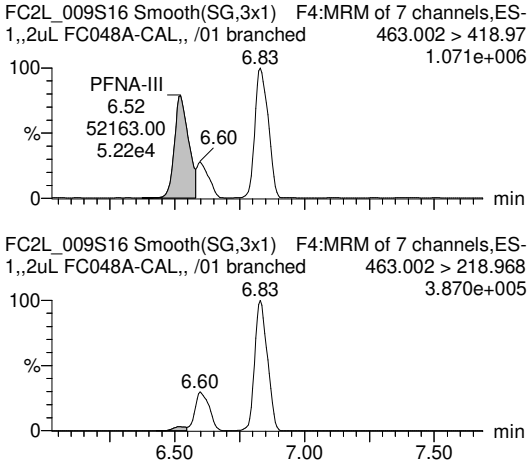

PFNA-SUM

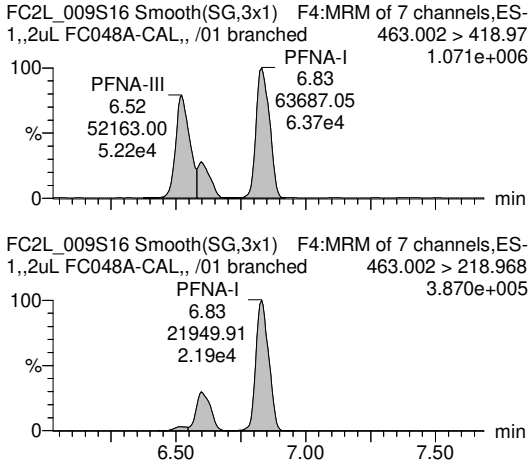

PFNA

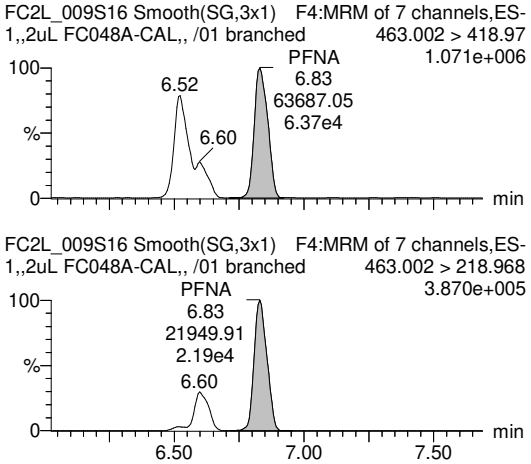

PFDA

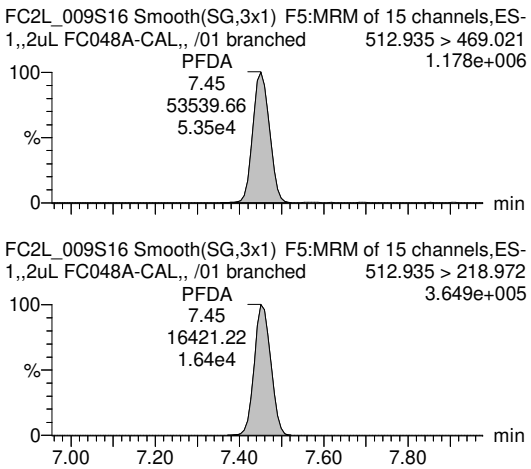

PFUnA

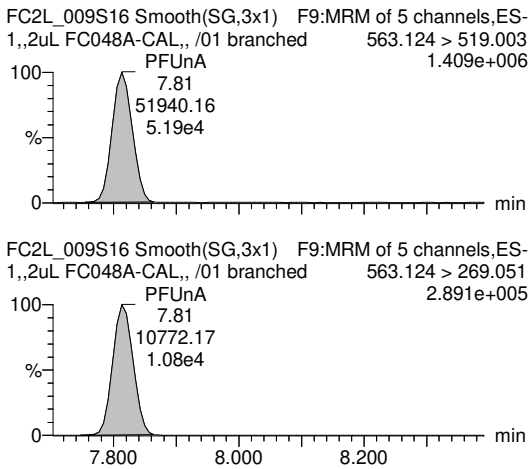

PFDoA

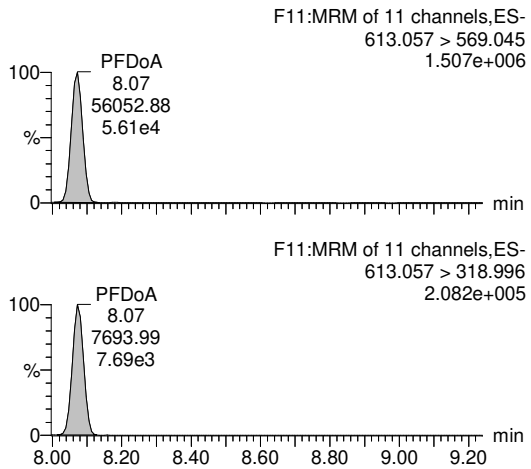

PV by TCH, SV by BRA 14-Jan-22, Conc. & LOD unit = ng for Inst QC, ng/mL for SPM, ng/L for samples

Quantify Sample Report **MassLynx MassLynx V4.1 SCN909**
SGS Axys Analytical Services, Ltd.

Dataset: G:\Masslynx\Inst_L\PFAS\quanfile\FC2L_009-b.qld

Last Altered: Wednesday, January 12, 2022 10:02:34 Pacific Standard Time
Printed: Friday, January 14, 2022 09:44:41 Pacific Standard Time

ID: FC048A-CAL,, /01 branched, Name: FC2L_009S16, Description: 1,,2uL, Date: 11-Jan-2022, Time: 15:04:09

PFTrDA

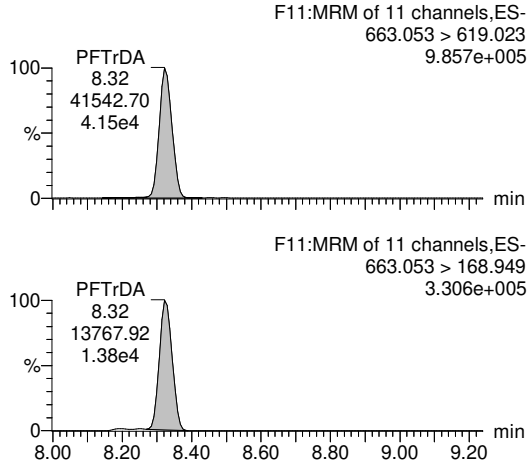

PFTeDA

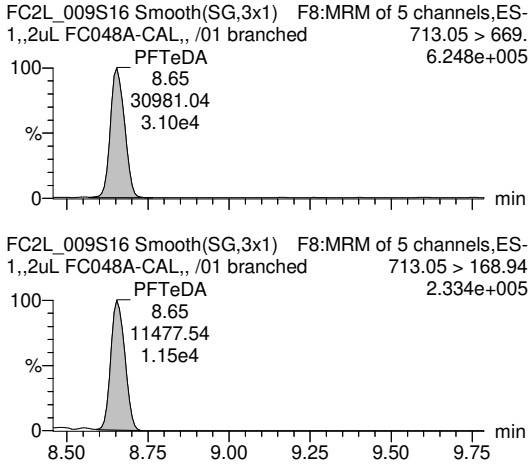

PFBS

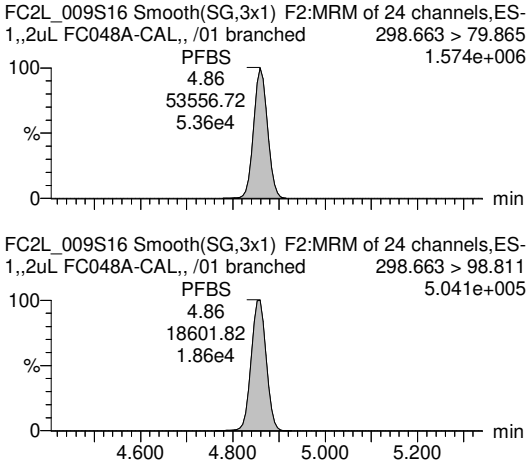

PFPeS

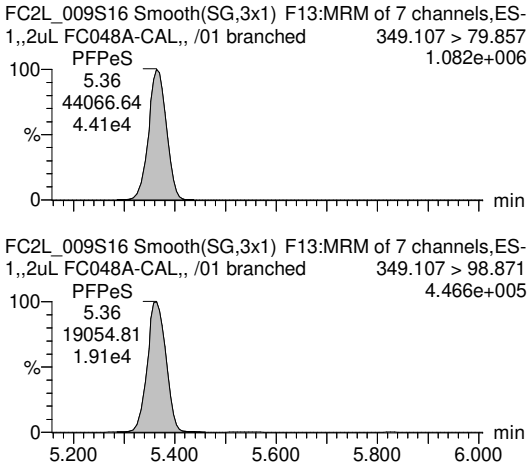

PFHxS-I

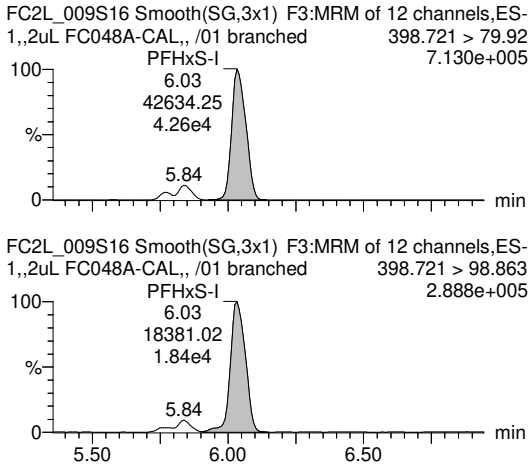

PFHxS-II

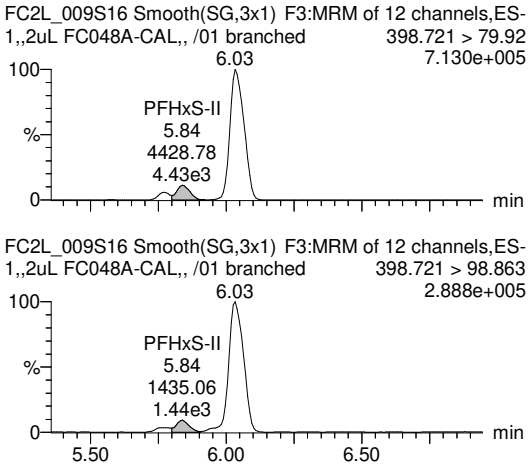

PV by TCH, SV by BRA 14-Jan-22, Conc. & LOD unit = ng for Inst QC, ng/mL for SPM, ng/L for samples

Quantify Sample Report **MassLynx MassLynx V4.1 SCN909**
SGS Axys Analytical Services, Ltd.

Dataset: G:\Masslynx\Inst_L\PFAS\quanfile\FC2L_009-b.qld

Last Altered: Wednesday, January 12, 2022 10:02:34 Pacific Standard Time
Printed: Friday, January 14, 2022 09:44:41 Pacific Standard Time

ID: FC048A-CAL,, /01 branched, Name: FC2L_009S16, Description: 1,,2uL, Date: 11-Jan-2022, Time: 15:04:09

PFHxS-III

FC2L_009S16 Smooth(SG,3x1) F3:MRM of 12 channels,ES-
1,,2uL FC048A-CAL,, /01 branched 398.721 > 79.92
7.130e+005

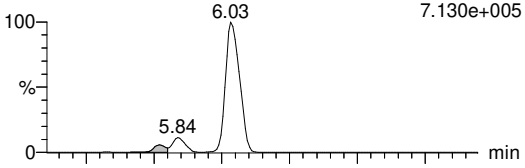

FC2L_009S16 Smooth(SG,3x1) F3:MRM of 12 channels,ES-
1,,2uL FC048A-CAL,, /01 branched 398.721 > 98.863
2.888e+005

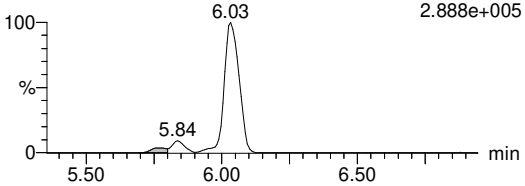

PFHxS-SUM

FC2L_009S16 Smooth(SG,3x1) F3:MRM of 12 channels,ES-
1,,2uL FC048A-CAL,, /01 branched 398.721 > 79.92
7.130e+005

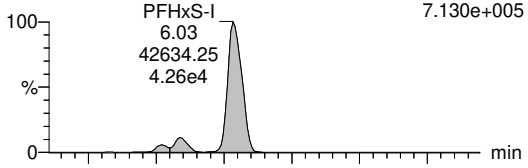

FC2L_009S16 Smooth(SG,3x1) F3:MRM of 12 channels,ES-
1,,2uL FC048A-CAL,, /01 branched 398.721 > 98.863
2.888e+005

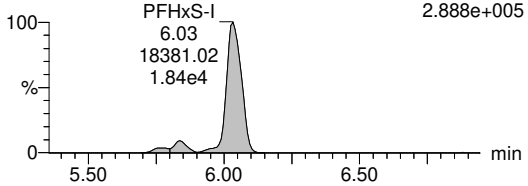

PFHxS

FC2L_009S16 Smooth(SG,3x1) F3:MRM of 12 channels,ES-
1,,2uL FC048A-CAL,, /01 branched 398.721 > 79.92
7.130e+005

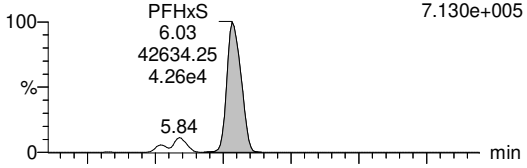

FC2L_009S16 Smooth(SG,3x1) F3:MRM of 12 channels,ES-
1,,2uL FC048A-CAL,, /01 branched 398.721 > 98.863
2.888e+005

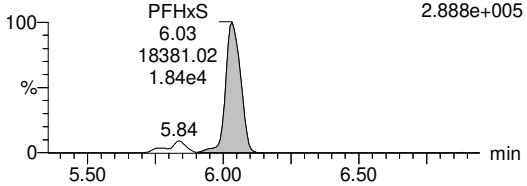

PFHpS

FC2L_009S16 Smooth(SG,3x1) F4:MRM of 7 channels,ES-
1,,2uL FC048A-CAL,, /01 branched 449.036 > 79.857
6.222e+005

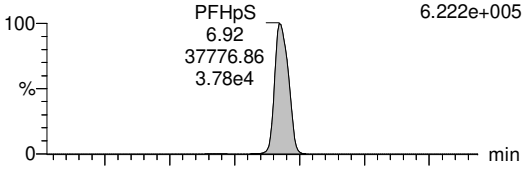

FC2L_009S16 Smooth(SG,3x1) F4:MRM of 7 channels,ES-
1,,2uL FC048A-CAL,, /01 branched 449.036 > 98.8
2.960e+005

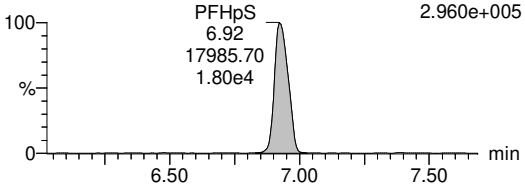

PFOS-I

FC2L_009S16 Smooth(SG,3x1) F5:MRM of 15 channels,ES-
1,,2uL FC048A-CAL,, /01 branched 498.906 > 79.856
7.612e+005

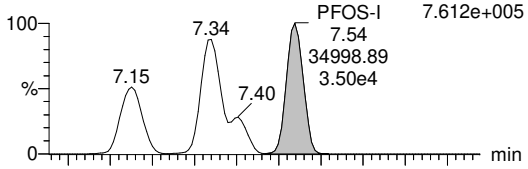

FC2L_009S16 Smooth(SG,3x1) F5:MRM of 15 channels,ES-
1,,2uL FC048A-CAL,, /01 branched 498.906 > 98.801
3.284e+005

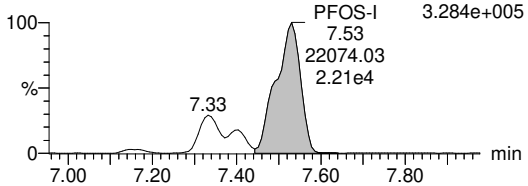

PFOS-II

FC2L_009S16 Smooth(SG,3x1) F5:MRM of 15 channels,ES-
1,,2uL FC048A-CAL,, /01 branched 498.906 > 79.856
7.612e+005

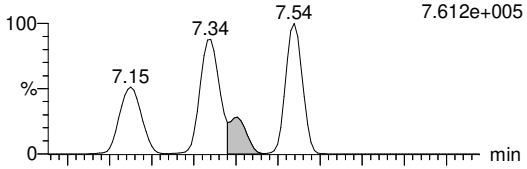

FC2L_009S16 Smooth(SG,3x1) F5:MRM of 15 channels,ES-
1,,2uL FC048A-CAL,, /01 branched 498.906 > 98.801
3.284e+005

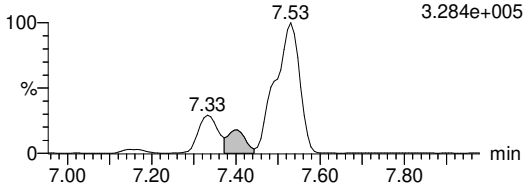

PV by TCH, SV by BRA 14-Jan-22, Conc. & LOD unit = ng for Inst QC, ng/mL for SPM, ng/L for samples

Quantify Sample Report **MassLynx MassLynx V4.1 SCN909**
SGS Axys Analytical Services, Ltd.

Dataset: G:\Masslynx\Inst_L\PFAS\quanfile\FC2L_009-b.qld

Last Altered: Wednesday, January 12, 2022 10:02:34 Pacific Standard Time
Printed: Friday, January 14, 2022 09:44:41 Pacific Standard Time

ID: FC048A-CAL,, /01 branched, Name: FC2L_009S16, Description: 1,,2uL, Date: 11-Jan-2022, Time: 15:04:09

PFOS-III

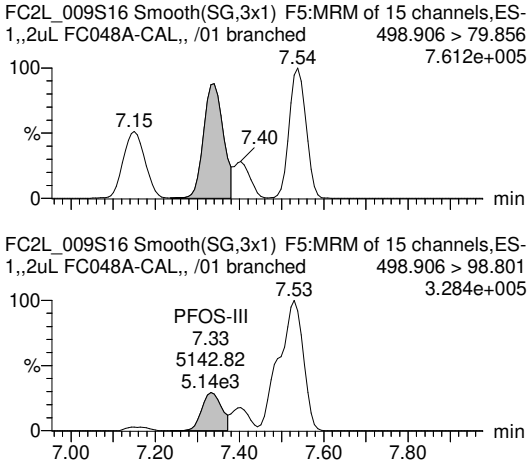

PFOS-IV

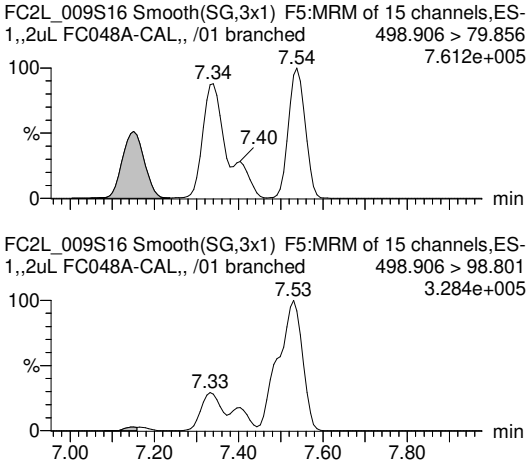

PFOS-SUM

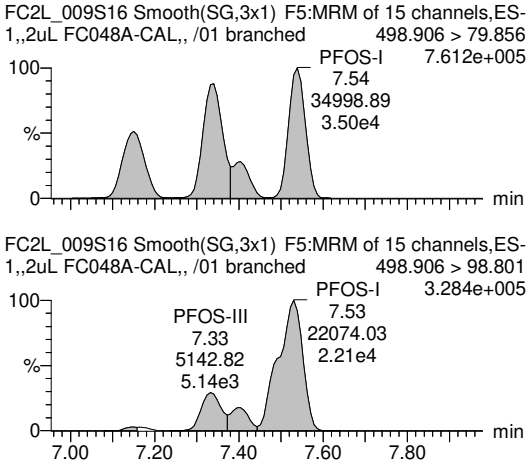

PFOS

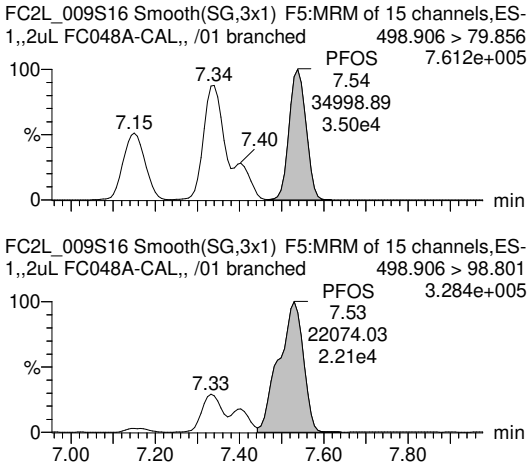

PFNS

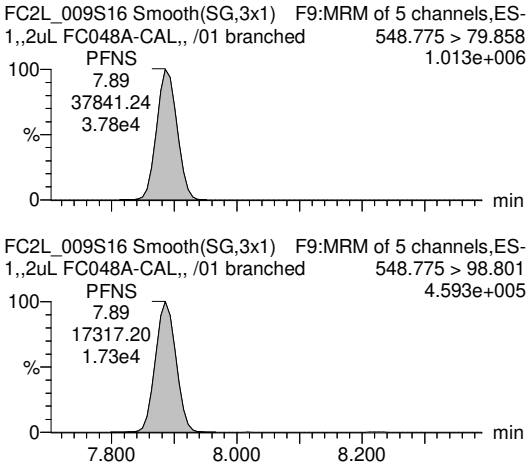

PFDS

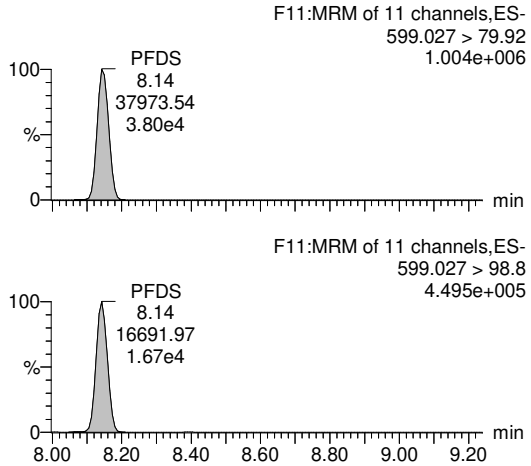

PV by TCH, SV by BRA 14-Jan-22, Conc. & LOD unit = ng for Inst QC, ng/mL for SPM, ng/L for samples

Quantify Sample Report **MassLynx MassLynx V4.1 SCN909**
SGS Axys Analytical Services, Ltd.

Dataset: G:\Masslynx\Inst_L\PFAS\quanfile\FC2L_009-b.qld

Last Altered: Wednesday, January 12, 2022 10:02:34 Pacific Standard Time
Printed: Friday, January 14, 2022 09:44:41 Pacific Standard Time

ID: FC048A-CAL,, /01 branched, Name: FC2L_009S16, Description: 1,,2uL, Date: 11-Jan-2022, Time: 15:04:09

PFDoS

FC2L_009S16 Smooth(SG,3x1) F8:MRM of 5 channels,ES-
1,,2uL FC048A-CAL,, /01 branched 699.084 > 79.856
5.243e+005

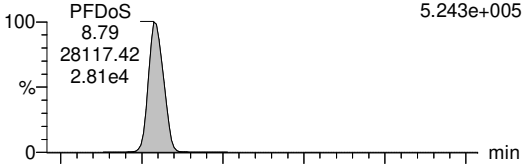

FC2L_009S16 Smooth(SG,3x1) F8:MRM of 5 channels,ES-
1,,2uL FC048A-CAL,, /01 branched 699.084 > 98.8
2.350e+005

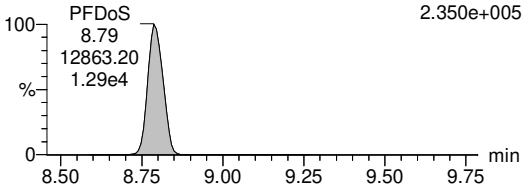

4:2 FTS

FC2L_009S16 Smooth(SG,3x1) F2:MRM of 24 channels,ES-
1,,2uL FC048A-CAL,, /01 branched 327.077 > 307.017
1.678e+006

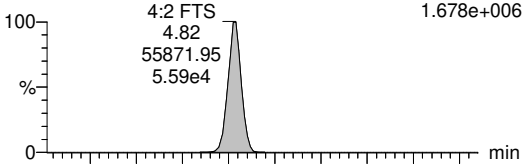

FC2L_009S16 Smooth(SG,3x1) F2:MRM of 24 channels,ES-
1,,2uL FC048A-CAL,, /01 branched 327.077 > 80.85
3.496e+006

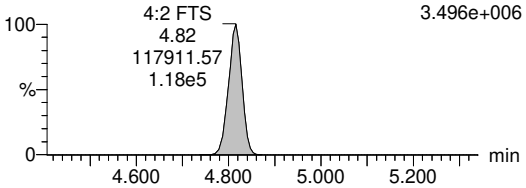

6:2 FTS

FC2L_009S16 Smooth(SG,3x1) F12:MRM of 6 channels,ES-
1,,2uL FC048A-CAL,, /01 branched 427.071 > 407.024
6.416e+005



FC2L_009S16 Smooth(SG,3x1) F12:MRM of 6 channels,ES-
1,,2uL FC048A-CAL,, /01 branched 427.071 > 80.9
1.574e+006

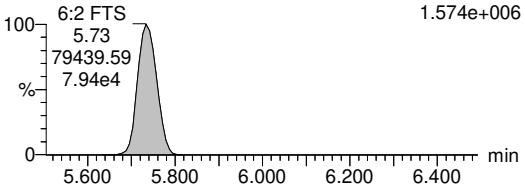

8:2 FTS

FC2L_009S16 Smooth(SG,3x1) F6:MRM of 4 channels,ES-
1,,2uL FC048A-CAL,, /01 branched 527.065 > 506.997
6.037e+005

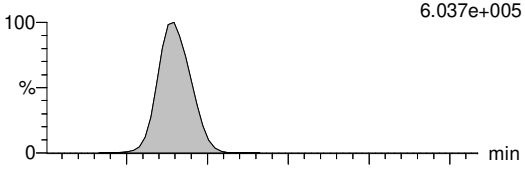

FC2L_009S16 Smooth(SG,3x1) F6:MRM of 4 channels,ES-
1,,2uL FC048A-CAL,, /01 branched 527.065 > 80.75
1.136e+006

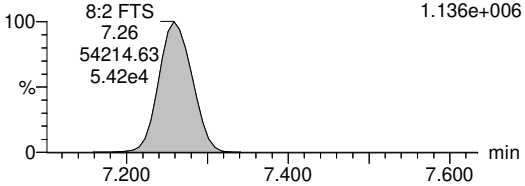

PFOSA-I

F11:MRM of 11 channels,ES-
498.113 > 77.902
1.013e+006

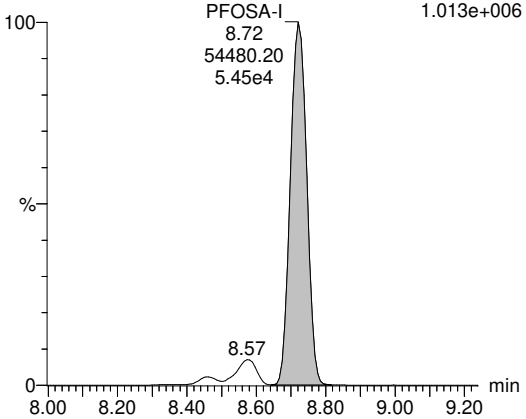

PFOSA-II

F11:MRM of 11 channels,ES-
498.113 > 77.902
1.013e+006

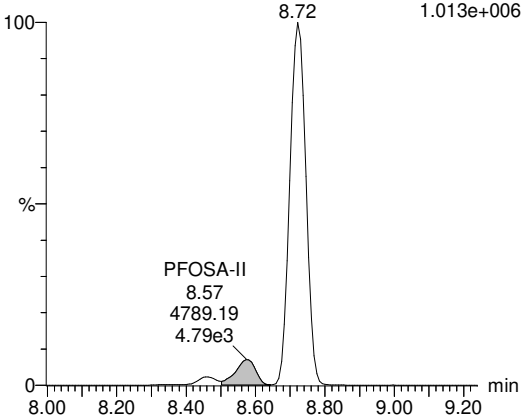

PV by TCH, SV by BRA 14-Jan-22, Conc. & LOD unit = ng for Inst QC, ng/mL for SPM, ng/L for samples

Quantify Sample Report **MassLynx MassLynx V4.1 SCN909**
SGS Axys Analytical Services, Ltd.

Dataset: G:\Masslynx\Inst_L\PFAS\quanfile\FC2L_009-b.qld

Last Altered: Wednesday, January 12, 2022 10:02:34 Pacific Standard Time
Printed: Friday, January 14, 2022 09:44:41 Pacific Standard Time

ID: FC048A-CAL,, /01 branched, Name: FC2L_009S16, Description: 1,,2uL, Date: 11-Jan-2022, Time: 15:04:09

PFOSA-SUM

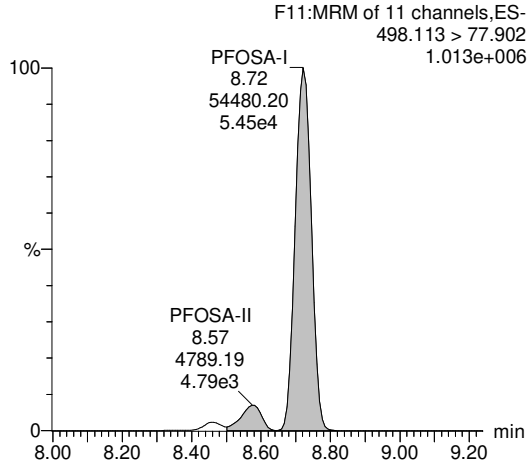

PFOSA

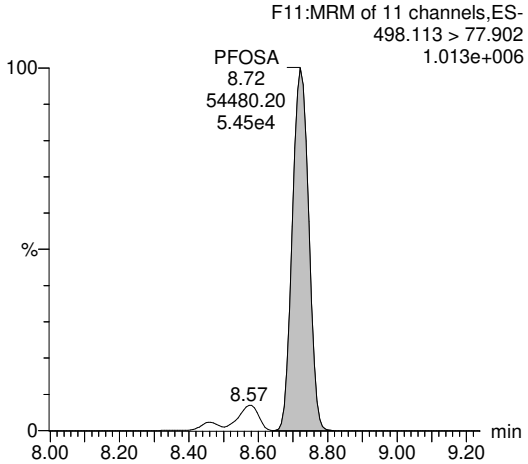

N-MeFOSA-I

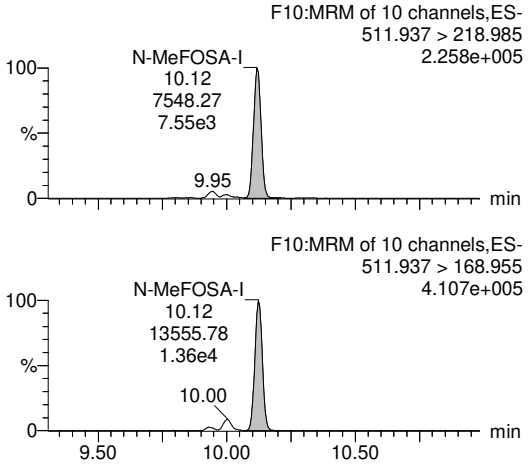

N-MeFOSA-II

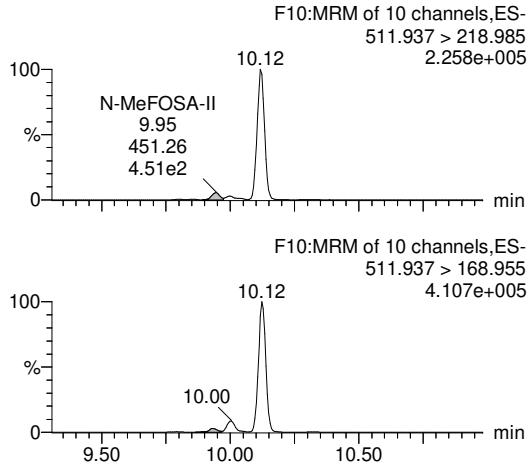

N-MeFOSA-SUM

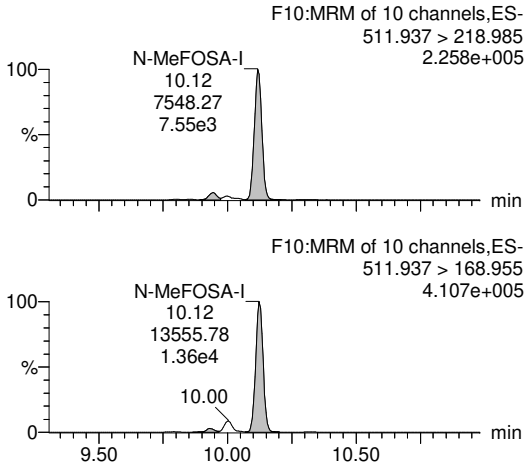

N-MeFOSA

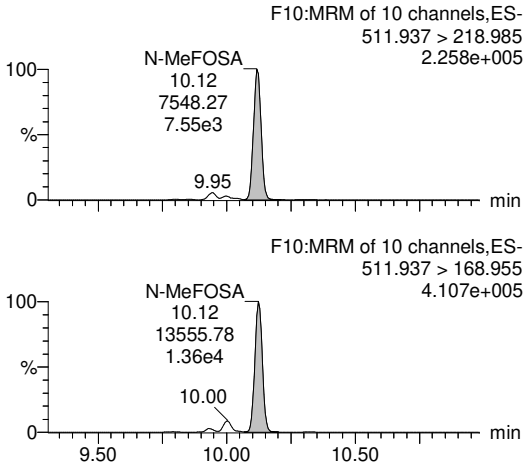

PV by TCH, SV by BRA 14-Jan-22, Conc. & LOD unit = ng for Inst QC, ng/mL for SPM, ng/L for samples

Quantify Sample Report **MassLynx MassLynx V4.1 SCN909**
SGS Axys Analytical Services, Ltd.

Dataset: G:\Masslynx\Inst_L\PFAS\quanfile\FC2L_009-b.qld

Last Altered: Wednesday, January 12, 2022 10:02:34 Pacific Standard Time
Printed: Friday, January 14, 2022 09:44:41 Pacific Standard Time

ID: FC048A-CAL,, /01 branched, Name: FC2L_009S16, Description: 1,,2uL, Date: 11-Jan-2022, Time: 15:04:09

N-EtFOSA-I

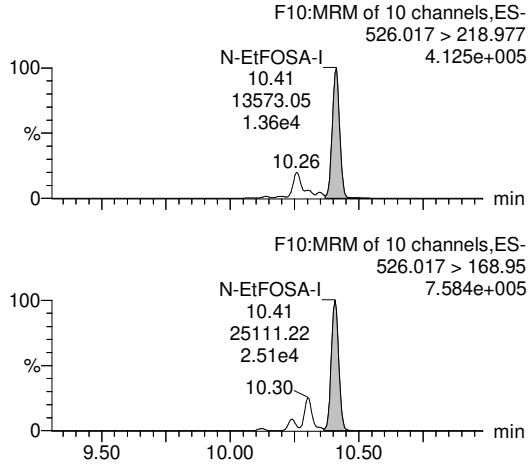

N-EtFOSA-II

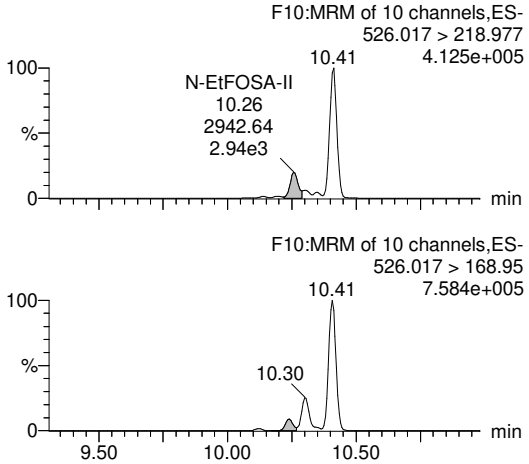

N-EtFOSA-SUM

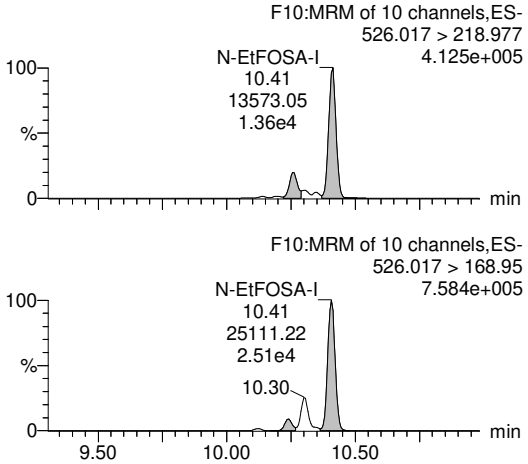

N-EtFOSA

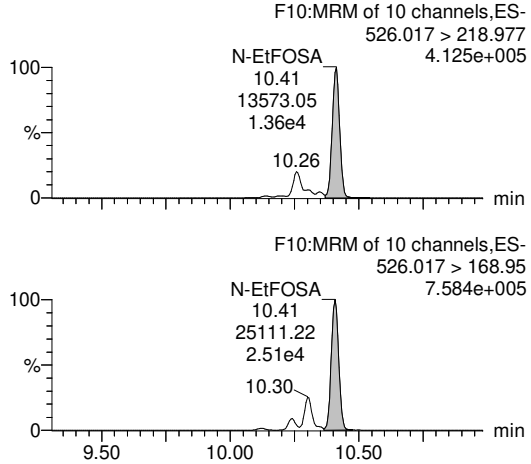

MeFOSAA-I

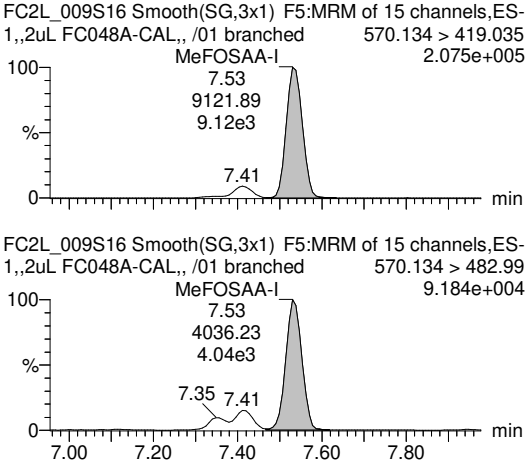

MeFOSAA-II

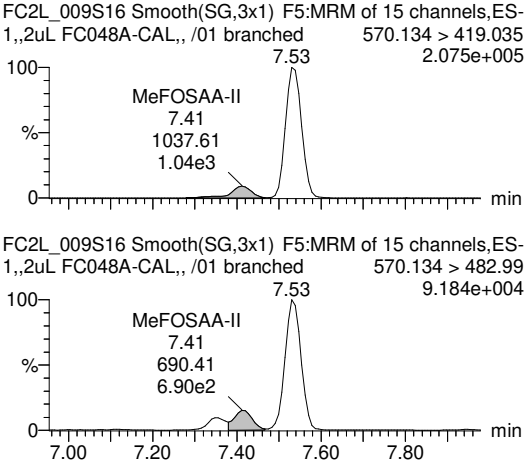

PV by TCH, SV by BRA 14-Jan-22, Conc. & LOD unit = ng for Inst QC, ng/mL for SPM, ng/L for samples

Quantify Sample Report **MassLynx MassLynx V4.1 SCN909**
SGS Axys Analytical Services, Ltd.

Dataset: G:\Masslynx\Inst_L\PFAS\quanfile\FC2L_009-b.qld

Last Altered: Wednesday, January 12, 2022 10:02:34 Pacific Standard Time
Printed: Friday, January 14, 2022 09:44:41 Pacific Standard Time

ID: FC048A-CAL,, /01 branched, Name: FC2L_009S16, Description: 1,,2uL, Date: 11-Jan-2022, Time: 15:04:09

MeFOSAA-III

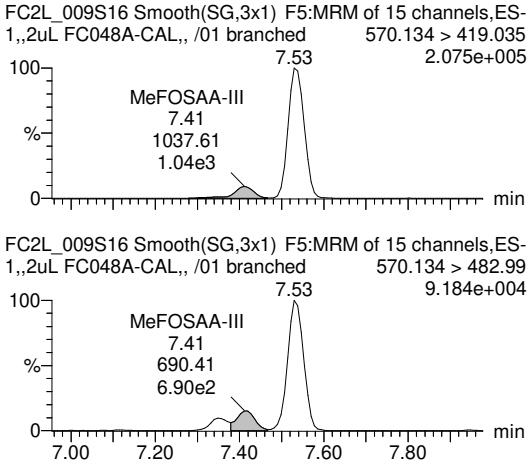

MeFOSAA-SUM

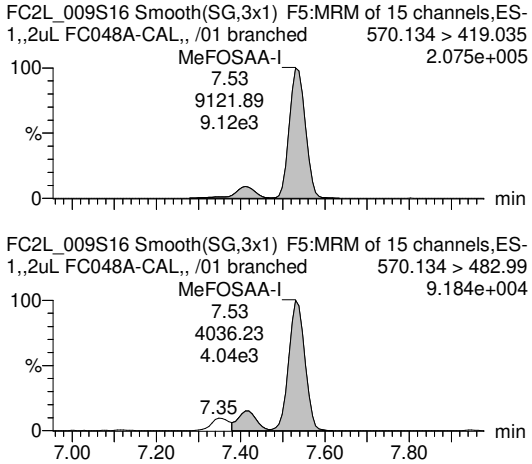

MeFOSAA

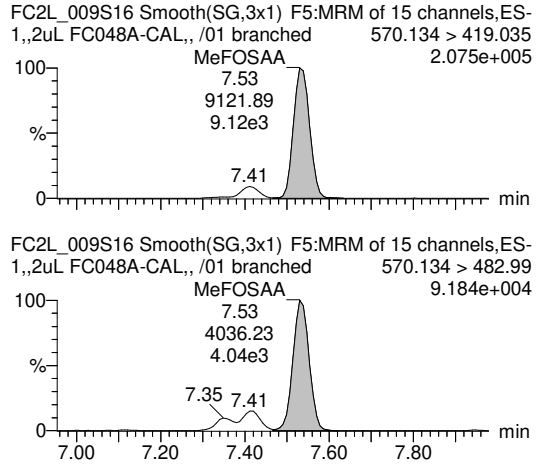

EtFOSAA-I

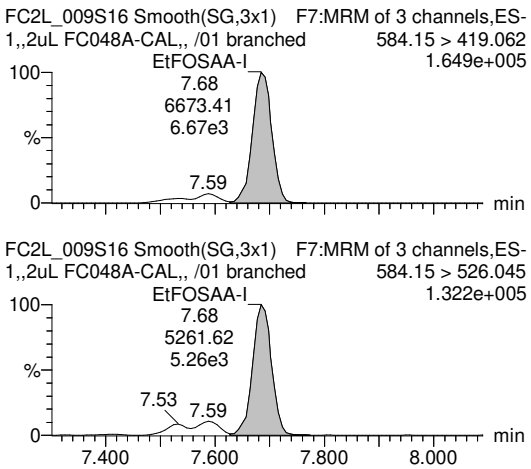

EtFOSAA-II

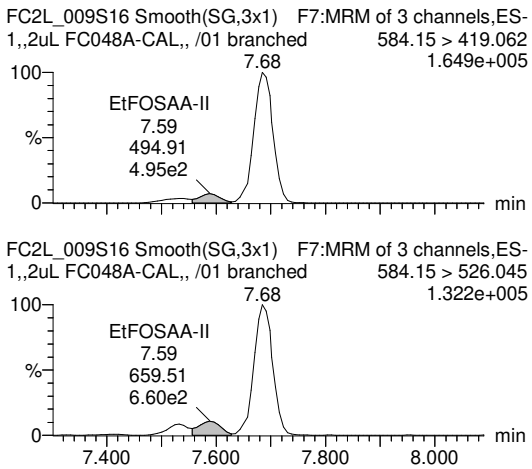

EtFOSAA-III

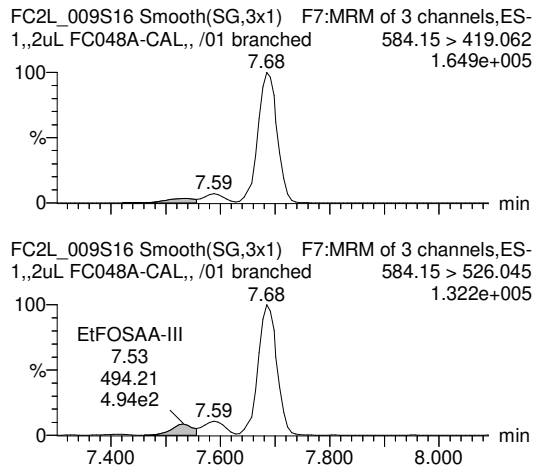

PV by TCH, SV by BRA 14-Jan-22, Conc. & LOD unit = ng for Inst QC, ng/mL for SPM, ng/L for samples

Quantify Sample Report **MassLynx MassLynx V4.1 SCN909**
SGS Axys Analytical Services, Ltd.

Dataset: G:\Masslynx\Inst_L\PFAS\quanfile\FC2L_009-b.qld

Last Altered: Wednesday, January 12, 2022 10:02:34 Pacific Standard Time
Printed: Friday, January 14, 2022 09:44:41 Pacific Standard Time

ID: FC048A-CAL,, /01 branched, Name: FC2L_009S16, Description: 1,,2uL, Date: 11-Jan-2022, Time: 15:04:09

EtFOSAA-SUM

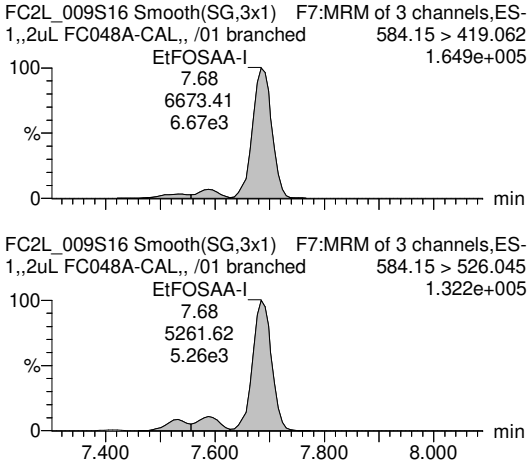

EtFOSAA

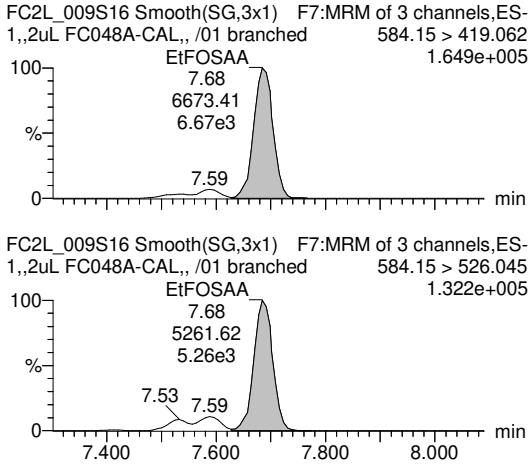

N-MeFOSE-I

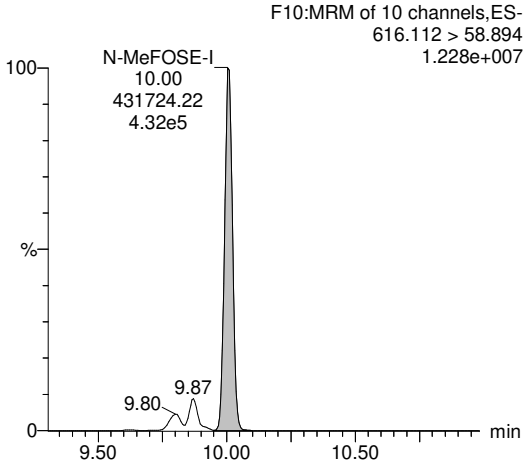

N-MeFOSE-II

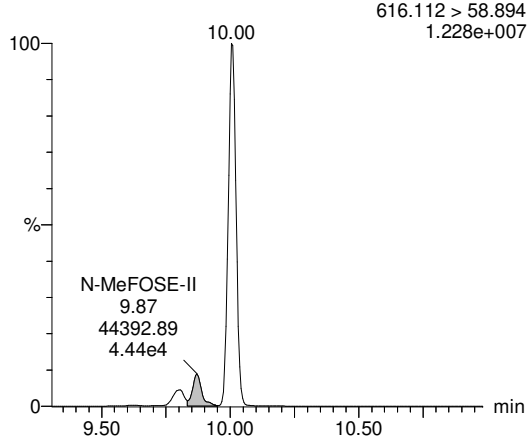

N-MeFOSE-III

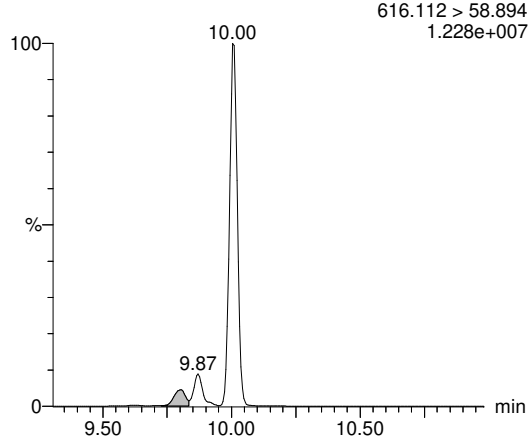

N-MeFOSE-SUM

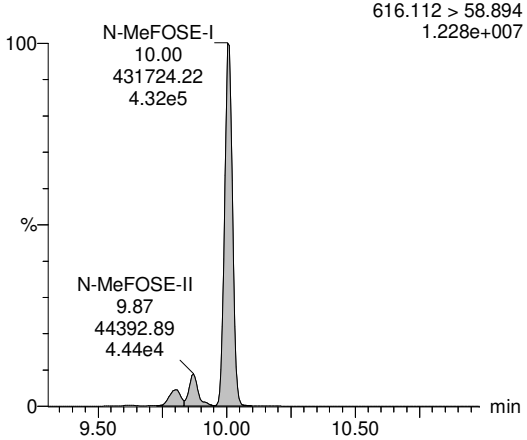

PV by TCH, SV by BRA 14-Jan-22, Conc. & LOD unit = ng for Inst QC, ng/mL for SPM, ng/L for samples

Quantify Sample Report **MassLynx MassLynx V4.1 SCN909**
SGS Axys Analytical Services, Ltd.

Dataset: G:\Masslynx\Inst_L\PFAS\quanfile\FC2L_009-b.qld

Last Altered: Wednesday, January 12, 2022 10:02:34 Pacific Standard Time
Printed: Friday, January 14, 2022 09:44:41 Pacific Standard Time

ID: FC048A-CAL,, /01 branched, Name: FC2L_009S16, Description: 1,,2uL, Date: 11-Jan-2022, Time: 15:04:09

N-MeFOSE

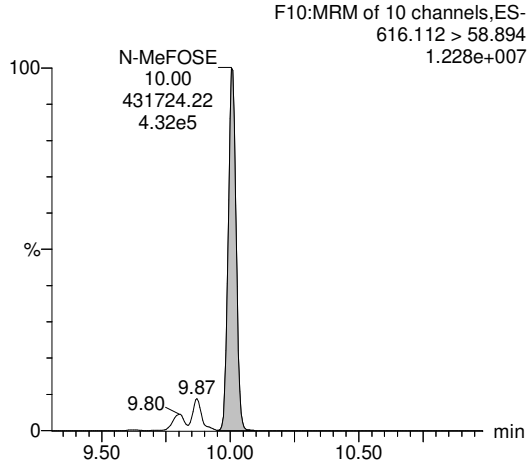

N-EtFOSE-I

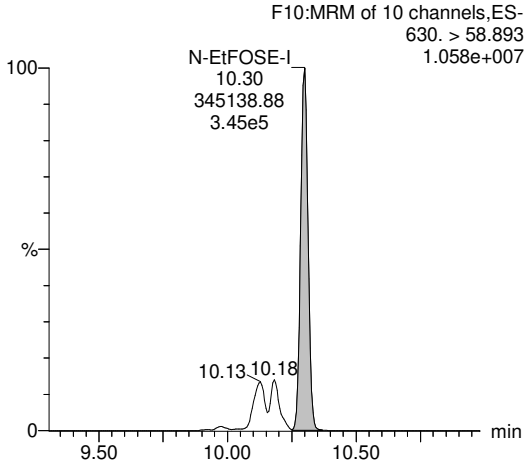

N-EtFOSE-II

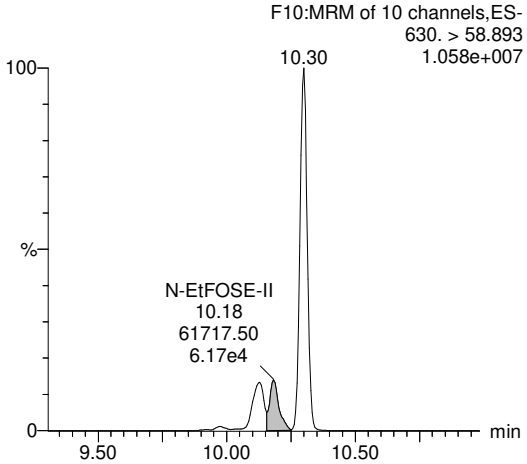

N-EtFOSE-III

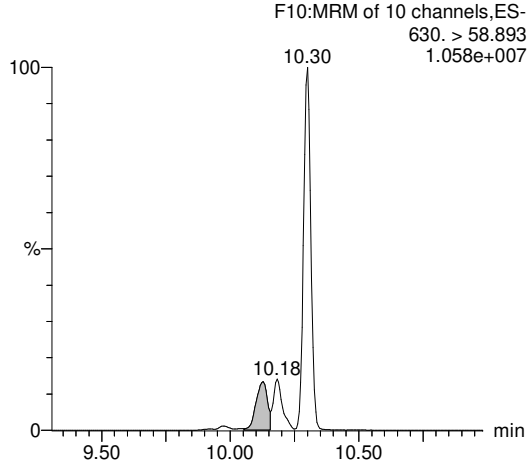

N-EtFOSE-SUM

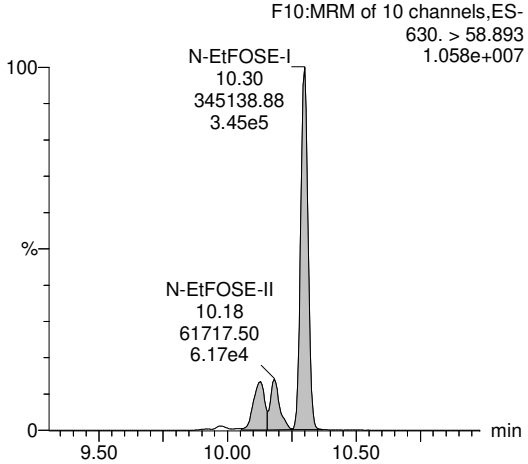

N-EtFOSE

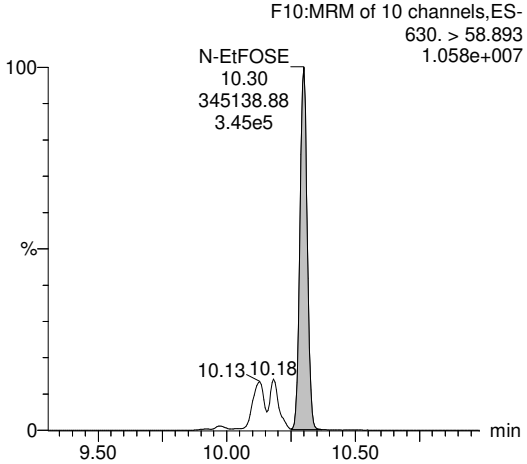

PV by TCH, SV by BRA 14-Jan-22, Conc. & LOD unit = ng for Inst QC, ng/mL for SPM, ng/L for samples

Quantify Sample Report **MassLynx MassLynx V4.1 SCN909**
SGS Axys Analytical Services, Ltd.

Dataset: G:\Masslynx\Inst_L\PFAS\quanfile\FC2L_009-b.qld

Last Altered: Wednesday, January 12, 2022 10:02:34 Pacific Standard Time
Printed: Friday, January 14, 2022 09:44:41 Pacific Standard Time

ID: FC048A-CAL,, /01 branched, Name: FC2L_009S16, Description: 1,,2uL, Date: 11-Jan-2022, Time: 15:04:09

HFPO-DA

FC2L_009S16 Smooth(SG,3x1) F2:MRM of 24 channels,ES-
1,,2uL FC048A-CAL,, /01 branched 284.8894 > 168.9079
2.349e+006

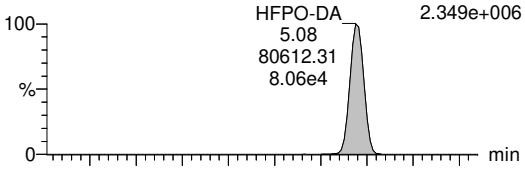

FC2L_009S16 Smooth(SG,3x1) F2:MRM of 24 channels,ES-
1,,2uL FC048A-CAL,, /01 branched 284.8894 > 184.9131
8.725e+005

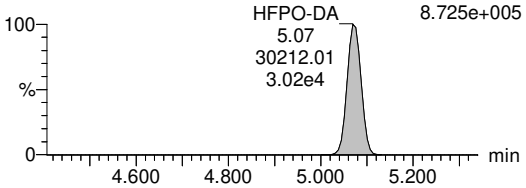

ADONA

FC2L_009S16 Smooth(SG,3x1) F13:MRM of 7 channels,ES-
1,,2uL FC048A-CAL,, /01 branched 376.88 > 250.937
1.329e+007

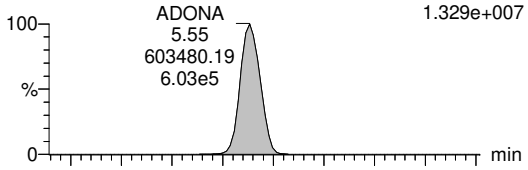

FC2L_009S16 Smooth(SG,3x1) F13:MRM of 7 channels,ES-
1,,2uL FC048A-CAL,, /01 branched 376.88 > 84.832
1.289e+007

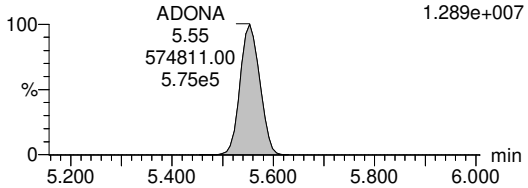

9Cl-PF3ONS

FC2L_009S16 Smooth(SG,3x1) F5:MRM of 15 channels,ES-
1,,2uL FC048A-CAL,, /01 branched 530.807 > 350.967
4.205e+006



FC2L_009S16 Smooth(SG,3x1) F5:MRM of 15 channels,ES-
1,,2uL FC048A-CAL,, /01 branched 532.804 > 352.947
1.345e+006



11Cl-PF3OUdS

F11:MRM of 11 channels,ES-
630.865 > 450.902
1.943e+006

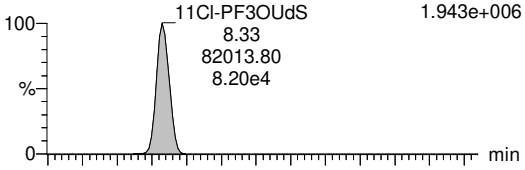

F11:MRM of 11 channels,ES-
632.868 > 452.91
6.046e+005

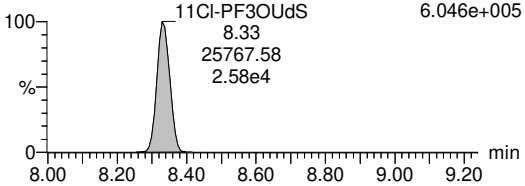

3:3 FTCA

FC2L_009S16 Smooth(SG,3x1) F14:MRM of 8 channels,ES-
1,,2uL FC048A-CAL,, /01 branched 241 > 177
1.511e+005

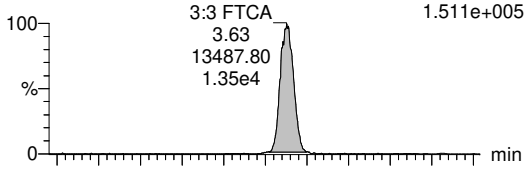

FC2L_009S16 Smooth(SG,3x1) F14:MRM of 8 channels,ES-
1,,2uL FC048A-CAL,, /01 branched 241 > 117
7.947e+004

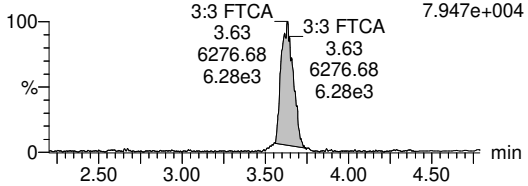

5:3 FTCA

FC2L_009S16 Smooth(SG,3x1) F2:MRM of 24 channels,ES-
1,,2uL FC048A-CAL,, /01 branched 341 > 237.1
3.799e+006



FC2L_009S16 Smooth(SG,3x1) F2:MRM of 24 channels,ES-
1,,2uL FC048A-CAL,, /01 branched 341 > 217
3.086e+006



PV by TCH, SV by BRA 14-Jan-22, Conc. & LOD unit = ng for Inst QC, ng/mL for SPM, ng/L for samples

Quantify Sample Report **MassLynx MassLynx V4.1 SCN909**
SGS Axys Analytical Services, Ltd.

Dataset: G:\Masslynx\Inst_L\PFAS\quanfile\FC2L_009-b.qld

Last Altered: Wednesday, January 12, 2022 10:02:34 Pacific Standard Time
Printed: Friday, January 14, 2022 09:44:41 Pacific Standard Time

ID: FC048A-CAL,, /01 branched, Name: FC2L_009S16, Description: 1,,2uL, Date: 11-Jan-2022, Time: 15:04:09

7:3 FTCA

FC2L_009S16 Smooth(SG,3x1) F3:MRM of 12 channels,ES-
1,,2uL FC048A-CAL,, /01 branched 441 > 316.9
1.046e+006

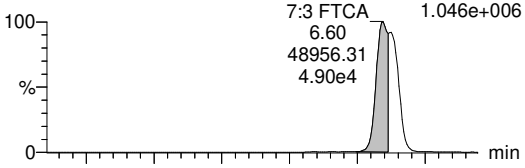

FC2L_009S16 Smooth(SG,3x1) F3:MRM of 12 channels,ES-
1,,2uL FC048A-CAL,, /01 branched 441 > 336.9
1.460e+006

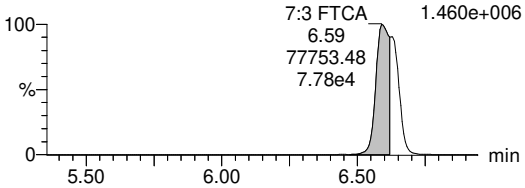

PFEESA

FC2L_009S16 Smooth(SG,3x1) F2:MRM of 24 channels,ES-
1,,2uL FC048A-CAL,, /01 branched 314.8 > 134.9
4.281e+006

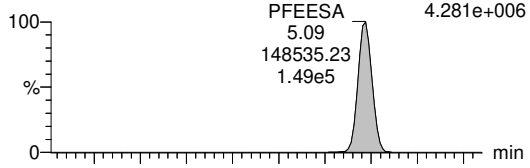

FC2L_009S16 Smooth(SG,3x1) F2:MRM of 24 channels,ES-
1,,2uL FC048A-CAL,, /01 branched 314.8 > 82.9
4.141e+005

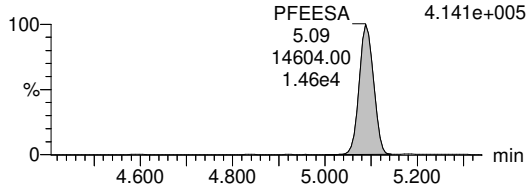

PFMPA

FC2L_009S16 Smooth(SG,5x1) F14:MRM of 8 channels,ES-
1,,2uL FC048A-CAL,, /01 branched 229.013 > 84.9
2.027e+006

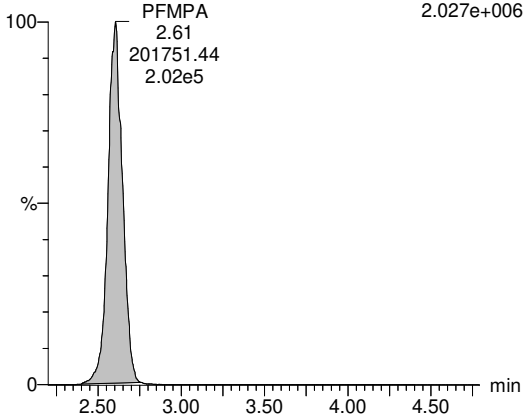

PFMBA

FC2L_009S16 Smooth(SG,3x1) F14:MRM of 8 channels,ES-
1,,2uL FC048A-CAL,, /01 branched 279 > 85.1
3.001e+006

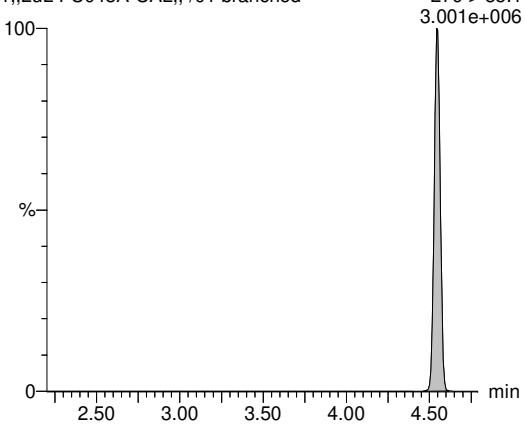

NFDHA

FC2L_009S16 Smooth(SG,3x1) F2:MRM of 24 channels,ES-
1,,2uL FC048A-CAL,, /01 branched 295 > 201
5.305e+004

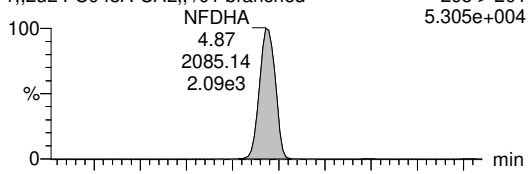

FC2L_009S16 Smooth(SG,3x1) F2:MRM of 24 channels,ES-
1,,2uL FC048A-CAL,, /01 branched 295 > 84.9
7.201e+004

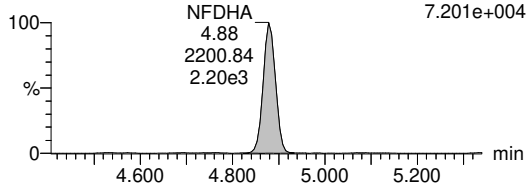

13C4-PFBA

FC2L_009S16 Smooth(SG,3x1) F1:MRM of 3 channels,ES-
1,,2uL FC048A-CAL,, /01 branched 216.776 > 171.928
4.836e+006

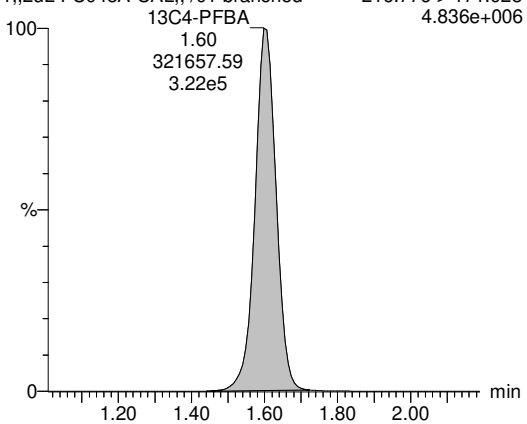

PV by TCH, SV by BRA 14-Jan-22, Conc. & LOD unit = ng for Inst QC, ng/mL for SPM, ng/L for samples

Quantify Sample Report **MassLynx MassLynx V4.1 SCN909**
SGS Axys Analytical Services, Ltd.

Dataset: G:\Masslynx\Inst_L\PFAS\quanfile\FC2L_009-b.qld

Last Altered: Wednesday, January 12, 2022 10:02:34 Pacific Standard Time
Printed: Friday, January 14, 2022 09:44:41 Pacific Standard Time

ID: FC048A-CAL,, /01 branched, Name: FC2L_009S16, Description: 1,,2uL, Date: 11-Jan-2022, Time: 15:04:09

13C5-PFPeA

FC2L_009S16 Smooth(SG,3x1) F14:MRM of 8 channels,ES-
1,,2uL FC048A-CAL,, /01 branched 268.16 > 223.035
2.634e+006

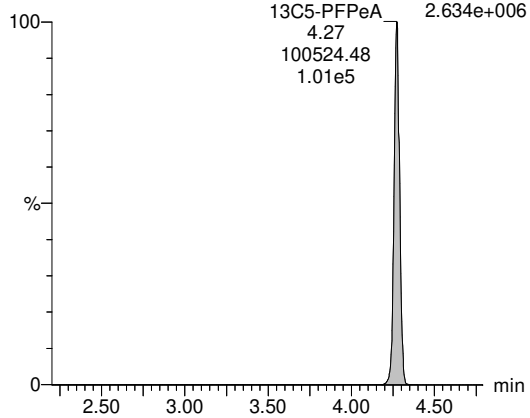

13C5-PFHxA

FC2L_009S16 Smooth(SG,3x1) F2:MRM of 24 channels,ES-
1,,2uL FC048A-CAL,, /01 branched 318.029 > 272.993
1.395e+006

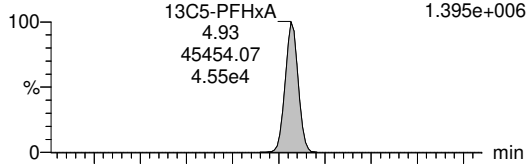

FC2L_009S16 Smooth(SG,3x1) F2:MRM of 24 channels,ES-
1,,2uL FC048A-CAL,, /01 branched 318.029 > 120.341
5.836e+004

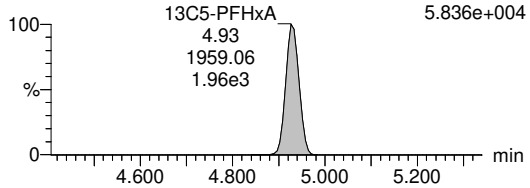

13C4-PFHpA

FC2L_009S16 Smooth(SG,3x1) F13:MRM of 7 channels,ES-
1,,2uL FC048A-CAL,, /01 branched 367.086 > 322.004
1.509e+006

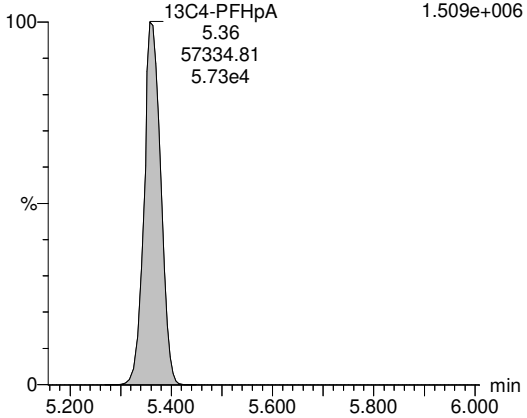

13C8-PFOA

FC2L_009S16 Smooth(SG,3x1) F3:MRM of 12 channels,ES-
1,,2uL FC048A-CAL,, /01 branched 421.096 > 376.022
1.098e+006

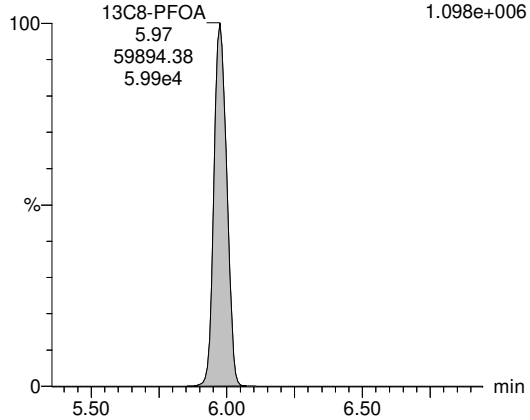

13C9-PFNA

FC2L_009S16 Smooth(SG,3x1) F4:MRM of 7 channels,ES-
1,,2uL FC048A-CAL,, /01 branched 472.096 > 427.014
5.263e+005

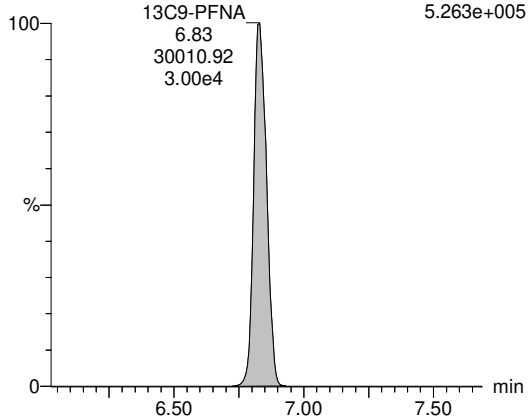

13C6-PFDA

FC2L_009S16 Smooth(SG,3x1) F5:MRM of 15 channels,ES-
1,,2uL FC048A-CAL,, /01 branched 519.147 > 474.058
6.829e+005

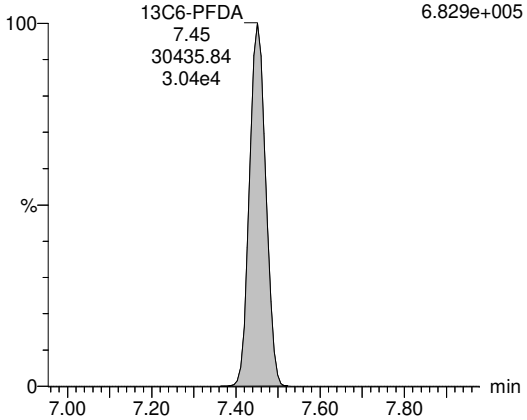

PV by TCH, SV by BRA 14-Jan-22, Conc. & LOD unit = ng for Inst QC, ng/mL for SPM, ng/L for samples

Quantify Sample Report **MassLynx MassLynx V4.1 SCN909**
SGS Axys Analytical Services, Ltd.

Dataset: G:\Masslynx\Inst_L\PFAS\quanfile\FC2L_009-b.qld

Last Altered: Wednesday, January 12, 2022 10:02:34 Pacific Standard Time
Printed: Friday, January 14, 2022 09:44:41 Pacific Standard Time

ID: FC048A-CAL,, /01 branched, Name: FC2L_009S16, Description: 1,,2uL, Date: 11-Jan-2022, Time: 15:04:09

13C7-PFUnA

FC2L_009S16 Smooth(SG,3x1) F9:MRM of 5 channels,ES-
1,,2uL FC048A-CAL,, /01 branched 570.019 > 525.05
8.807e+005

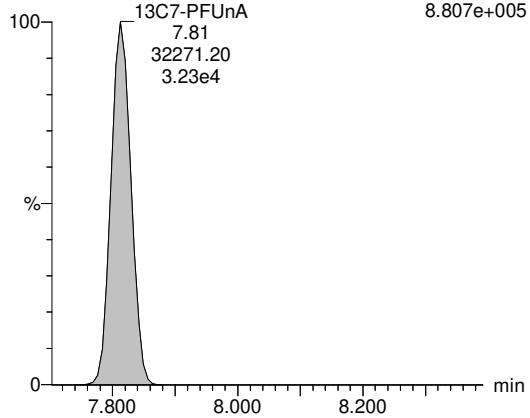

13C2-PFDoA

F11:MRM of 11 channels,ES-
615.127 > 570.013
7.097e+005

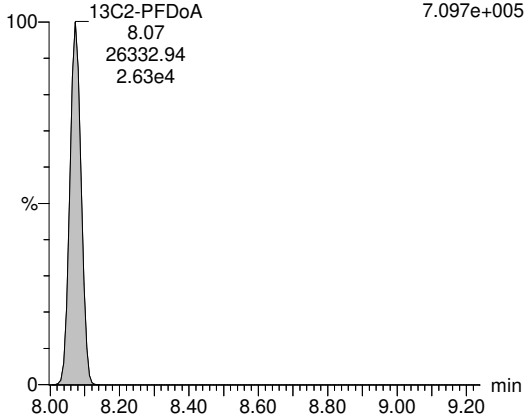

13C2-PFTeDA

FC2L_009S16 Smooth(SG,3x1) F8:MRM of 5 channels,ES-
1,,2uL FC048A-CAL,, /01 branched 715.057 > 670.026
4.113e+005

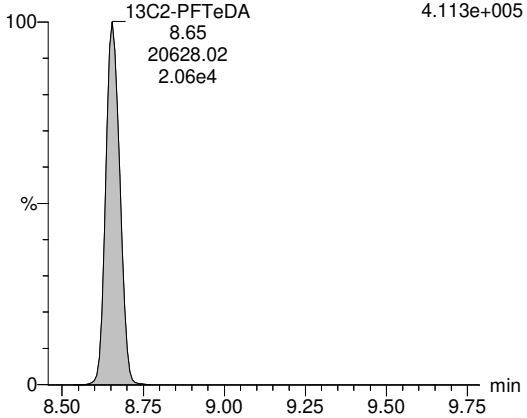

13C3-PFBS

FC2L_009S16 Smooth(SG,3x1) F2:MRM of 24 channels,ES-
1,,2uL FC048A-CAL,, /01 branched 302.056 > 79.865
1.227e+006

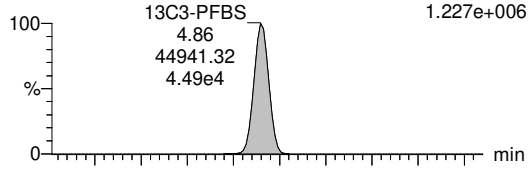

FC2L_009S16 Smooth(SG,3x1) F2:MRM of 24 channels,ES-
1,,2uL FC048A-CAL,, /01 branched 302.056 > 98.875
4.696e+005

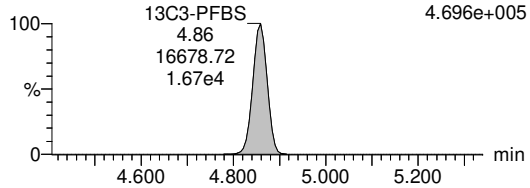

13C3-PFHxS

FC2L_009S16 Smooth(SG,3x1) F3:MRM of 12 channels,ES-
1,,2uL FC048A-CAL,, /01 branched 402.114 > 79.858
6.787e+005

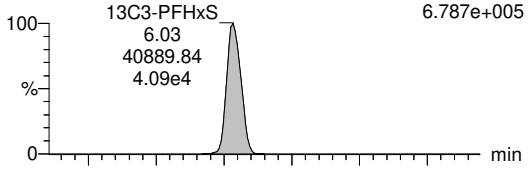

FC2L_009S16 Smooth(SG,3x1) F3:MRM of 12 channels,ES-
1,,2uL FC048A-CAL,, /01 branched 402.114 > 98.801
3.112e+005

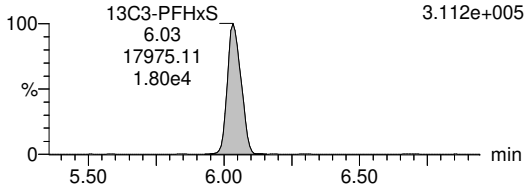

13C8-PFOS

FC2L_009S16 Smooth(SG,3x1) F5:MRM of 15 channels,ES-
1,,2uL FC048A-CAL,, /01 branched 507.124 > 79.858
7.358e+005

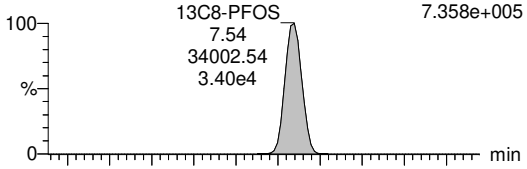

FC2L_009S16 Smooth(SG,3x1) F5:MRM of 15 channels,ES-
1,,2uL FC048A-CAL,, /01 branched 507.124 > 98.867
3.476e+005

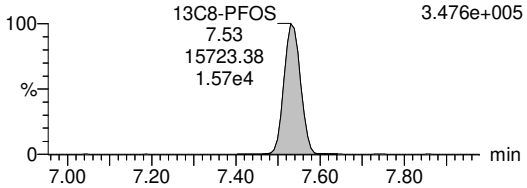

PV by TCH, SV by BRA 14-Jan-22, Conc. & LOD unit = ng for Inst QC, ng/mL for SPM, ng/L for samples

Quantify Sample Report **MassLynx MassLynx V4.1 SCN909**
SGS Axys Analytical Services, Ltd.

Dataset: G:\Masslynx\Inst_L\PFAS\quanfile\FC2L_009-b.qld

Last Altered: Wednesday, January 12, 2022 10:02:34 Pacific Standard Time
Printed: Friday, January 14, 2022 09:44:41 Pacific Standard Time

ID: FC048A-CAL,, /01 branched, Name: FC2L_009S16, Description: 1,,2uL, Date: 11-Jan-2022, Time: 15:04:09

13C2-4:2 FTS

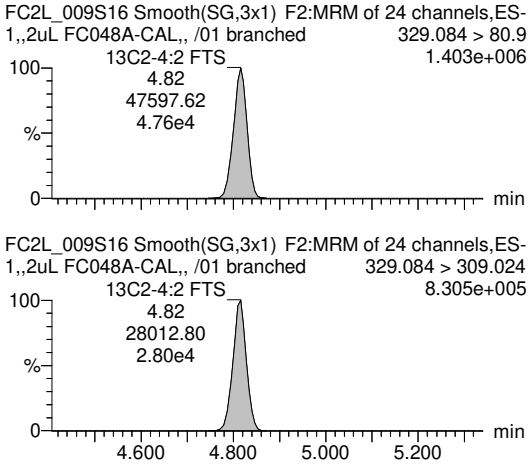

13C2-6:2 FTS

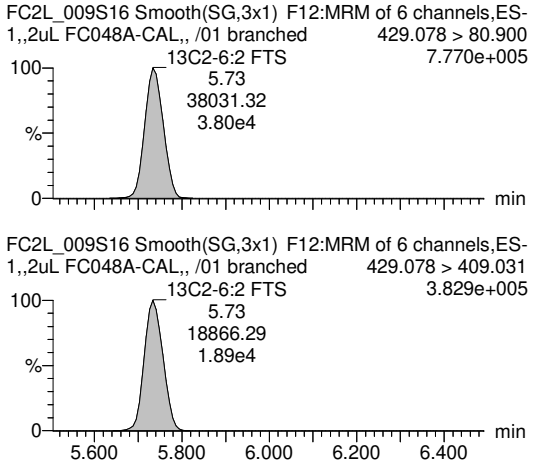

13C2-8:2 FTS

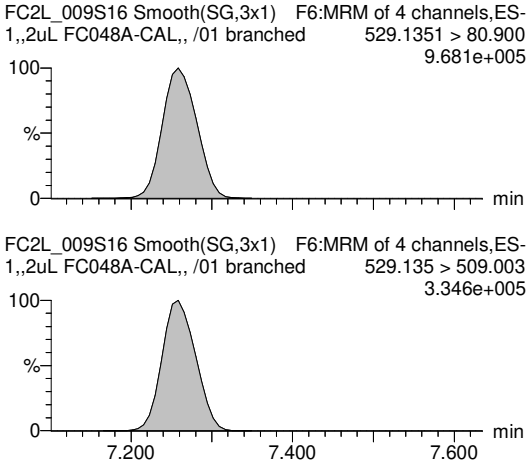

13C8-PFOSA

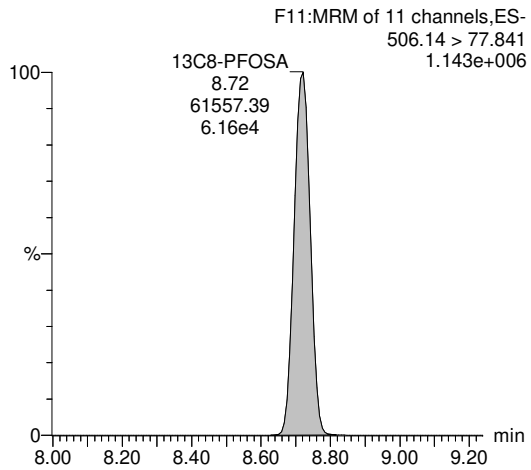

D3-N-MeFOSA

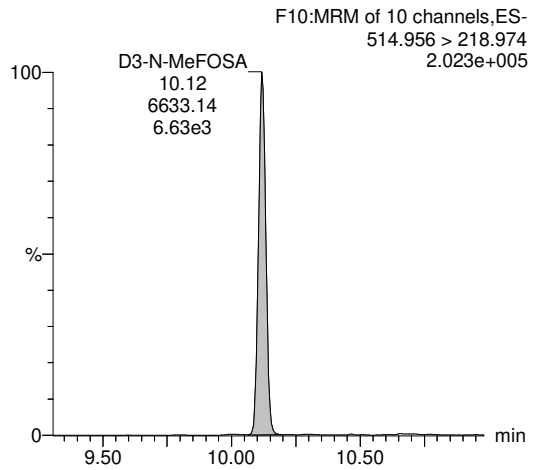

D5-N-EtFOSA

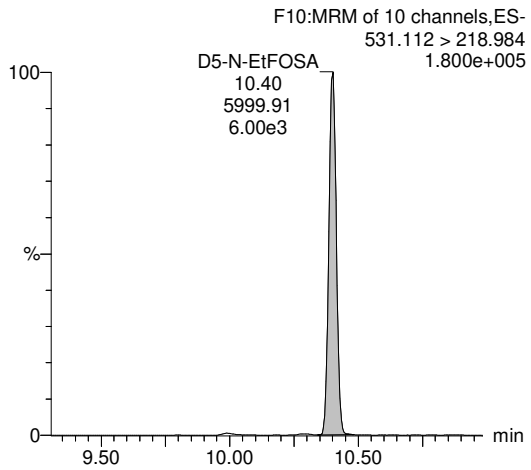

PV by TCH, SV by BRA 14-Jan-22, Conc. & LOD unit = ng for Inst QC, ng/mL for SPM, ng/L for samples

Quantify Sample Report **MassLynx MassLynx V4.1 SCN909**
SGS Axys Analytical Services, Ltd.

Dataset: G:\Masslynx\Inst_L\PFAS\quanfile\FC2L_009-b.qld

Last Altered: Wednesday, January 12, 2022 10:02:34 Pacific Standard Time
Printed: Friday, January 14, 2022 09:44:41 Pacific Standard Time

ID: FC048A-CAL,, /01 branched, Name: FC2L_009S16, Description: 1,,2uL, Date: 11-Jan-2022, Time: 15:04:09

D3-MeFOSAA

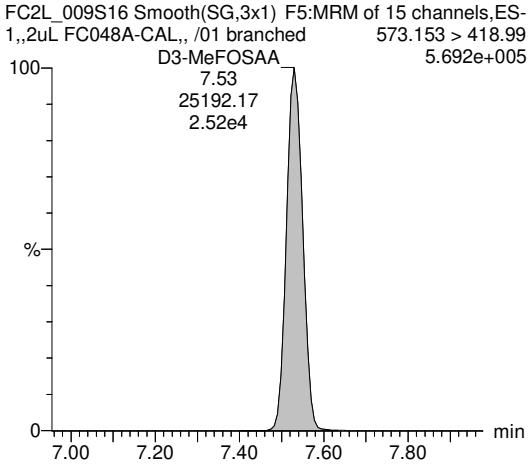

D5-EtFOSAA

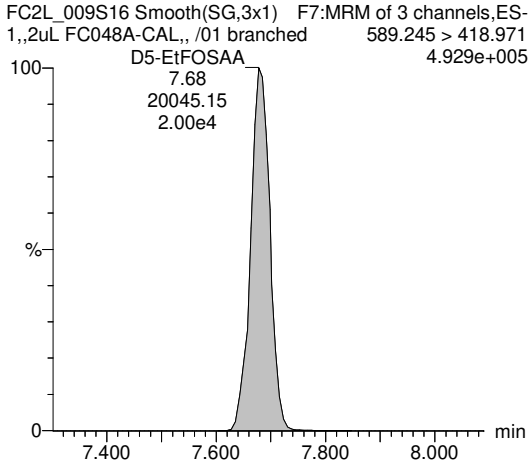

D7-N-MeFOSE

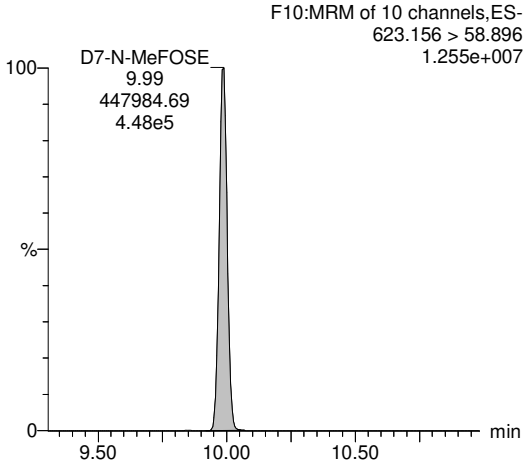

D9-N-EtFOSE

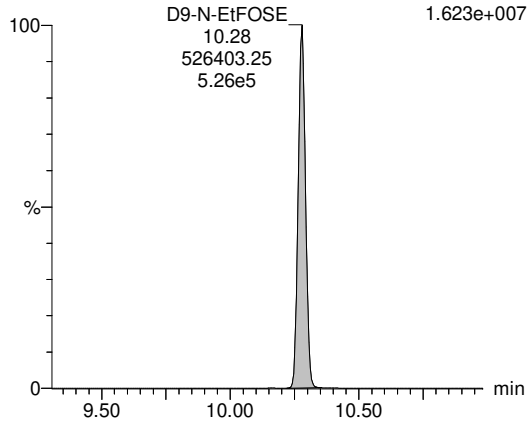

13C3-HFPO-DA

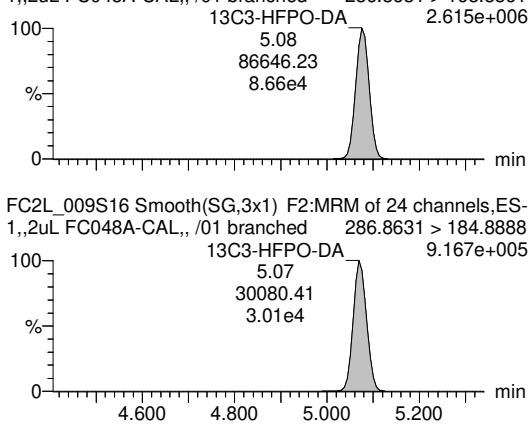

13C3-PFBA

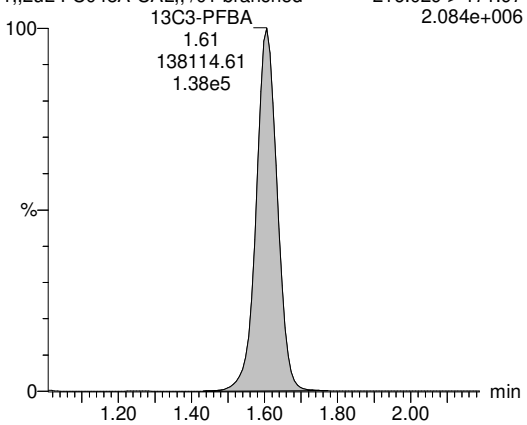

PV by TCH, SV by BRA 14-Jan-22, Conc. & LOD unit = ng for Inst QC, ng/mL for SPM, ng/L for samples

Quantify Sample Report **MassLynx MassLynx V4.1 SCN909**
SGS Axys Analytical Services, Ltd.

Dataset: G:\Masslynx\Inst_L\PFAS\quanfile\FC2L_009-b.qld

Last Altered: Wednesday, January 12, 2022 10:02:34 Pacific Standard Time
Printed: Friday, January 14, 2022 09:44:41 Pacific Standard Time

ID: FC048A-CAL,, /01 branched, Name: FC2L_009S16, Description: 1,,2uL, Date: 11-Jan-2022, Time: 15:04:09

13C2-PFHxA

FC2L_009S16 Smooth(SG,3x1) F2:MRM of 24 channels,ES-
1,,2uL FC048A-CAL,, /01 branched 315.083 > 269.984
2.185e+006

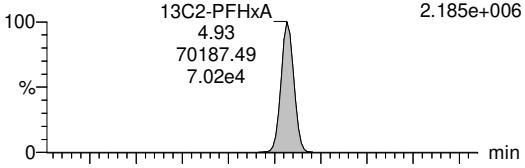

FC2L_009S16 Smooth(SG,3x1) F2:MRM of 24 channels,ES-
1,,2uL FC048A-CAL,, /01 branched 315.083 > 119.359
6.618e+004

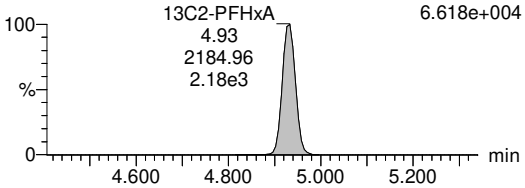

13C4-PFOA

FC2L_009S16 Smooth(SG,3x1) F3:MRM of 12 channels,ES-
1,,2uL FC048A-CAL,, /01 branched 417.083 > 171.95
3.041e+005

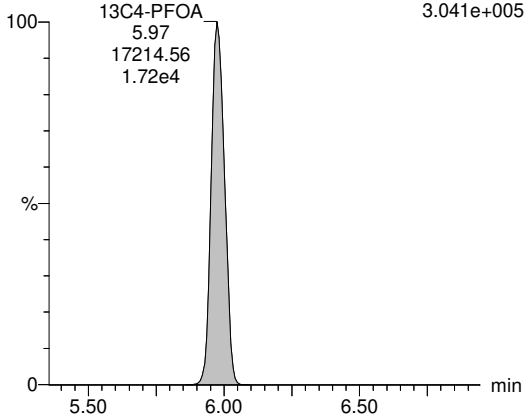

13C5-PFNA

FC2L_009S16 Smooth(SG,3x1) F4:MRM of 7 channels,ES-
1,,2uL FC048A-CAL,, /01 branched 468.019 > 423.008
4.616e+005

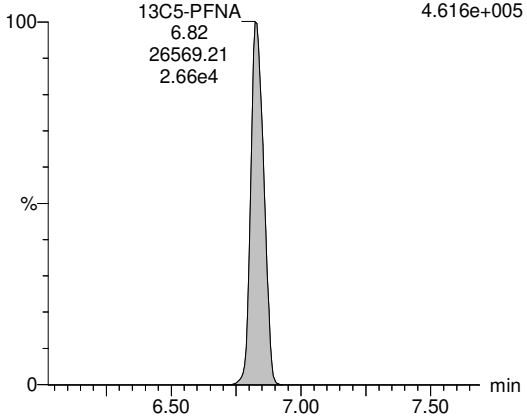

13C2-PFDA

FC2L_009S16 Smooth(SG,3x1) F5:MRM of 15 channels,ES-
1,,2uL FC048A-CAL,, /01 branched 515.134 > 470.05
6.589e+005

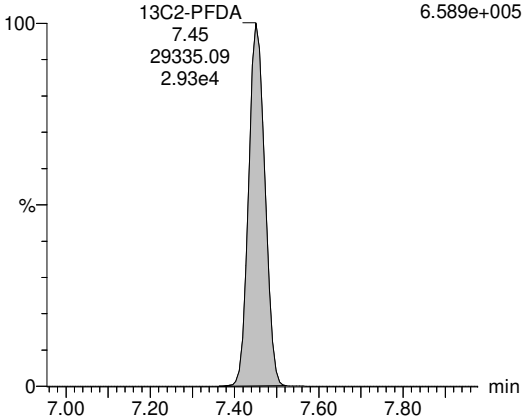

18O2-PFHxS

FC2L_009S16 Smooth(SG,3x1) F3:MRM of 12 channels,ES-
1,,2uL FC048A-CAL,, /01 branched 402.984 > 83.895
6.218e+005

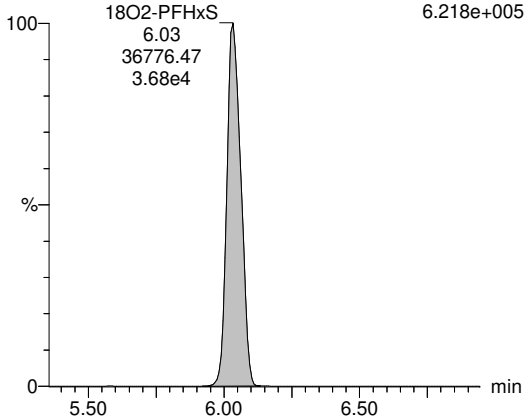

13C4-PFOS

FC2L_009S16 Smooth(SG,3x1) F5:MRM of 15 channels,ES-
1,,2uL FC048A-CAL,, /01 branched 502.791 > 79.856
7.859e+005

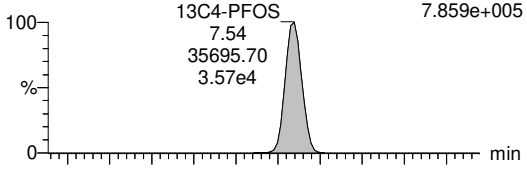

FC2L_009S16 Smooth(SG,3x1) F5:MRM of 15 channels,ES-
1,,2uL FC048A-CAL,, /01 branched 502.791 > 98.864
3.776e+005

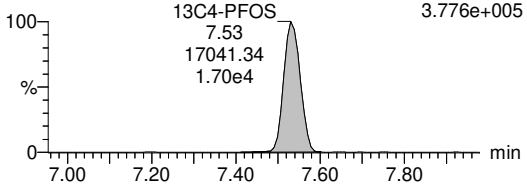

PV by TCH, SV by BRA 14-Jan-22, Conc. & LOD unit = ng for Inst QC, ng/mL for SPM, ng/L for samples

Quantify Sample Report **MassLynx MassLynx V4.1 SCN909**
SGS Axys Analytical Services, Ltd.

Dataset: G:\Masslynx\Inst_L\PFAS\quanfile\FC2L_009-b.qld

Last Altered: Wednesday, January 12, 2022 10:02:34 Pacific Standard Time
Printed: Friday, January 14, 2022 09:44:41 Pacific Standard Time

ID: FC048A-CAL,, /01 branched, Name: FC2L_009S16, Description: 1,,2uL, Date: 11-Jan-2022, Time: 15:04:09

13C2-D4-6:2 FTS

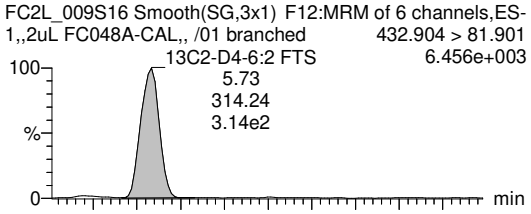

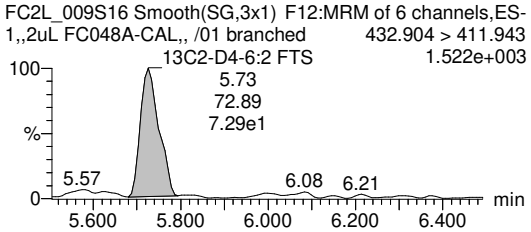

PV by TCH, SV by BRA 14-Jan-22, Conc. & LOD unit = ng for Inst QC, ng/mL for SPM, ng/L for samples

Quantify Sample Report **MassLynx MassLynx V4.1 SCN909**
SGS Axys Analytical Services, Ltd.

Dataset: G:\Masslynx\Inst_L\PFAS\quanfile\FC2L_009-b.qld

Last Altered: Wednesday, January 12, 2022 10:02:34 Pacific Standard Time
Printed: Friday, January 14, 2022 09:44:41 Pacific Standard Time

ID: FC048A-CAL,, /01 branched, Name: FC2L_009S16, Description: 1,,2uL, Date: 11-Jan-2022, Time: 15:04:09

#	IS#	Name	RT	Area	Confirm. Ion Area	IS Area	Std. Conc	Conc.	LOD	%Rec	Ratio (Pr...	Ratio	Ratio Fail(Y...	S/N	Noi...	IS Height	Samp. size	F2	Fla...
1	84	PFBA	1.61	320714		321658	0.000	39.755	0.0193					6271	778	4826274	1.000	1.0	bb
2	85	PFPeA	4.27	120849		100524	0.000	19.896	0.1516					409	8041	2633045	1.000	1.0	bb
3	86	PFHxA	4.93	50153	9821	45454	0.000	10.392	0.0188		4.85	5.11	NO	1665	927	1394226	1.000	1.0	db
4	87	PFHpA	5.36	67164	30516	57335	0.000	10.681	0.0231		2.16	2.20	NO	1394	1275	1509079	1.000	1.0	bb
5	88	PFOA-I	5.97	83067	43299	59894	0.000	9.476	0.0480		1.96	1.92	NO	583	2567	1097161	1.000	1.0	bb
6	88	PFOA-II	5.78	28013	40338	59894	0.000	3.196	0.0480		0.00	0.69	NO	178	2567	1097161	1.000	1.0	db
7	88	PFOA-III				59894	0.000		0.0480		0.00				2567	1097161	1.000	1.0	
8	88	PFOA-IV	5.54	3425	3236	59894	0.000	0.391	0.0480		0.00	1.06	NO	28	2567	1097161	1.000	1.0	bb
9		PFOA-SUM		114505		59894	0.000	13.063	0.1439						2567	1097161	1.000	1.0	
10	88	PFOA	5.97	83067	43299	59894	0.000	9.476	0.0480		1.96	1.92	NO	583	2567	1097161	1.000	1.0	bb
11	89	PFNA-I	6.83	63687	21950	30011	0.000	10.359	0.0232		2.85	2.90	NO	1283	833	526187	1.000	1.0	dd
12	89	PFNA-II	6.60	16042	7285	30011	0.000	2.609	0.0232		0.00	2.20	NO	356	833	526187	1.000	1.0	dd
13	89	PFNA-III	6.52	52163	654	30011	0.000	8.485	0.0232		0.00	79.79	NO	1012	833	526187	1.000	1.0	bd
14		PFNA-SUM		131892		30011	0.000	21.453	0.0696						833	526187	1.000	1.0	
15	89	PFNA	6.83	63687	21950	30011	0.000	10.359	0.0232		2.85	2.90	NO	1283	833	526187	1.000	1.0	dd
16	90	PFDA	7.45	53540	16421	30436	0.000	10.502	0.0218		3.07	3.26	NO	1417	829	682712	1.000	1.0	bb
17	91	PFUnA	7.81	51940	10772	32271	0.000	10.548	0.0238		4.31	4.82	NO	1315	1066	880544	1.000	1.0	bb
18	92	PFDoA	8.07	56053	7694	26333	0.000	9.910	0.0094		7.42	7.29	NO	3139	478	709364	1.000	1.0	bb
19	M...	PFTrDA	8.32	41543	13768	23480	0.000	10.504	0.0228		3.08	3.02	NO	1429	688	560312	1.000	1.0	bb
20	93	PFTeDA	8.65	30981	11478	20628	0.000	10.060	0.0410		2.82	2.70	NO	740	839	411260	1.000	1.0	db
21	94	PFBS	4.86	53557	18602	44941	0.000	10.338	0.0076		2.59	2.88	NO	4398	358	1226737	1.000	1.0	bb
22	95	PFPeS	5.36	44067	19055	40890	0.000	10.922	0.0012		2.24	2.31	NO	415...	26	678490	1.000	1.0	bb
23	95	PFHxS-I	6.03	42634	18381	40890	0.000	8.872	0.0011		2.37	2.32	NO	236...	30	678490	1.000	1.0	bb
24	95	PFHxS-II	5.84	4429	1435	40890	0.000	0.922	0.0011		3.26	3.09	NO	2643	30	678490	1.000	1.0	db
25	95	PFHxS-III	5.77	1981	657	40890	0.000	0.412	0.0011		2.72	3.01	NO	1352	30	678490	1.000	1.0	bd
26		PFHxS-SUM		49044		40890	0.000	10.206	0.0034						30	678490	1.000	1.0	
27	95	PFHxS	6.03	42634	18381	40890	0.000	8.872	0.0011		2.40	2.32	NO	236...	30	678490	1.000	1.0	bb
28	96	PFHpS	6.92	37777	17986	34003	0.000	10.236	0.0028		2.12	2.10	NO	8471	73	735518	1.000	1.0	bb
29	96	PFOS-I	7.54	34999	22074	34003	0.000	8.286	0.0031		2.42	1.59	NO	8170	93	735518	1.000	1.0	db
30	96	PFOS-II	7.40	10078	2916	34003	0.000	2.386	0.0031		2.75	3.46	NO	2303	93	735518	1.000	1.0	dd
31	96	PFOS-III	7.34	36004	5143	34003	0.000	8.524	0.0031		8.19	7.00	NO	7188	93	735518	1.000	1.0	dd
32	96	PFOS-IV	7.15	23449	284	34003	0.000	5.551	0.0031		2.14	82.70	YES	4187	93	735518	1.000	1.0	bd
33		PFOS-SUM		104529		34003	0.000	24.746	0.0122						93	735518	1.000	1.0	
34	96	PFOS	7.54	34999	22074	34003	0.000	8.286	0.0031		2.54	1.59	NO	8170	93	735518	1.000	1.0	db
35	96	PFNS	7.89	37841	17317	34003	0.000	9.433	0.0025		2.36	2.19	NO	138...	73	735518	1.000	1.0	bb

PV by TCH, SV by BRA 14-Jan-22, Conc. & LOD unit = ng for Inst QC, ng/mL for SPM, ng/L for samples

Quantify Sample Report **MassLynx MassLynx V4.1 SCN909**
SGS Axys Analytical Services, Ltd.

Dataset: G:\Masslynx\Inst_L\PFAS\quanfile\FC2L_009-b.qld

Last Altered: Wednesday, January 12, 2022 10:02:34 Pacific Standard Time
Printed: Friday, January 14, 2022 09:44:41 Pacific Standard Time

ID: FC048A-CAL,, /01 branched, Name: FC2L_009S16, Description: 1,,2uL, Date: 11-Jan-2022, Time: 15:04:09

#	IS#	Name	RT	Area	Confirm. Ion Area	IS Area	Std. Conc	Conc.	LOD	%Rec	Ratio (Pr...	Ratio	Ratio Fail(Y...	S/N	Noi...	IS Height	Samp. size	F2	Fla...
36	96	PFDS	8.14	37974	16692	34003	0.000	9.913	0.0026		2.36	2.28	NO	139...	72	735518	1.000	1.0	bb
37	96	PFDoS	8.79	28117	12863	34003	0.000	8.910	0.0013		2.24	2.19	NO	170...	31	735518	1.000	1.0	bb
38	97	4:2 FTS	4.82	55872	117912	47598	0.000	49.785	0.0022		0.43	0.47	NO	682...	25	1401857	1.000	1.0	bb
39	98	6:2 FTS	5.73	32074	79440	38031	0.000	32.633	0.0053		0.44	0.40	NO	181...	35	776779	1.000	1.0	bb
40	99	8:2 FTS	7.26	28922	54215	47504	0.000	45.514	0.0604		0.57	0.53	NO	2314	261	967837	1.000	1.0	bb
41	100	PFOSA-I	8.72	54480		61557	0.000	8.904	0.0040					6662	152	1142091	1.000	1.0	db
42	100	PFOSA-II	8.57	4789		61557	0.000	0.783	0.0040					464	152	1142091	1.000	1.0	dd
43		PFOSA-SUM		59269		61557	0.000	9.687	0.0080						152	1142091	1.000	1.0	
44	100	PFOSA	8.72	54480		61557	0.000	8.904	0.0040					6662	152	1142091	1.000	1.0	db
45	101	N-MeFOSA-I	10.12	7548	13556	6633	0.000	10.157	0.0168		0.55	0.56	NO	1776	127	202070	1.000	1.0	dd
46	101	N-MeFOSA-II	9.95	451	432	6633	0.000	0.607	0.0168		1.14	1.05	NO	98	127	202070	1.000	1.0	dd
47		N-MeFOSA-SUM		8000		6633	0.000	10.764	0.0337						127	202070	1.000	1.0	
48	101	N-MeFOSA	10.12	7548	13556	6633	0.000	10.157	0.0168		0.53	0.56	NO	1776	127	202070	1.000	1.0	dd
49	102	N-EtFOSA-I	10.41	13573	25111	6000	0.000	18.820	0.0089		0.55	0.54	NO	6433	64	179817	1.000	1.0	dd
50	102	N-EtFOSA-II	10.26	2943	2278	6000	0.000	4.080	0.0089		1.28	1.29	NO	1283	64	179817	1.000	1.0	dd
51		N-EtFOSA-SUM		16516		6000	0.000	22.901	0.0178						64	179817	1.000	1.0	
52	102	N-EtFOSA	10.41	13573	25111	6000	0.000	18.820	0.0089		0.53	0.54	NO	6433	64	179817	1.000	1.0	dd
53	103	MeFOSAA-I	7.53	9122	4036	25192	0.000	9.577	0.0037		2.01	2.26	NO	7788	27	569150	1.000	1.0	dd
54	103	MeFOSAA-II	7.41	1038	690	25192	0.000	1.089	0.0037		1.84	1.50	NO	694	27	569150	1.000	1.0	bd
55	103	MeFOSAA-III	7.41	1038	690	25192	0.000	1.089	0.0037		0.29	1.50	YES	694	27	569150	1.000	1.0	bd
56		MeFOSAA-SUM		11197		25192	0.000	11.756	0.0111						27	569150	1.000	1.0	
57	103	MeFOSAA	7.53	9122	4036	25192	0.000	9.577	0.0037		1.87	2.26	NO	7788	27	569150	1.000	1.0	dd
58	104	EtFOSAA-I	7.68	6673	5262	20045	0.000	8.775	0.1534		1.24	1.27	NO	172	956	492883	1.000	1.0	db
59	104	EtFOSAA-II	7.59	495	660	20045	0.000	0.651	0.1534		0.34	0.75	YES	12	956	492883	1.000	1.0	dd
60	104	EtFOSAA-III	7.54	310	494	20045	0.000	0.407	0.1534		0.63	0.63	NO	6	956	492883	1.000	1.0	bd
61		EtFOSAA-SUM		7478		20045	0.000	9.834	0.4603						956	492883	1.000	1.0	
62	104	EtFOSAA	7.68	6673	5262	20045	0.000	8.775	0.1534		1.09	1.27	NO	172	956	492883	1.000	1.0	db
63	105	N-MeFOSE-I	10.00	431724		447985	0.000	87.420	0.0167					159...	771	12540...	1.000	1.0	db
64	105	N-MeFOSE-II	9.87	44393		447985	0.000	8.989	0.0167					1402	771	12540...	1.000	1.0	dd
65	105	N-MeFOSE-III	9.80	28326		447985	0.000	5.736	0.0167					715	771	12540...	1.000	1.0	dd
66		N-MeFOSE-SUM		504443		447985	0.000	102.145	0.0502						771	12540...	1.000	1.0	
67	105	N-MeFOSE	10.00	431724		447985	0.000	87.420	0.0167					159...	771	12540...	1.000	1.0	db
68	106	N-EtFOSE-I	10.30	345139		526403	0.000	55.103	0.0141					116...	907	16224...	1.000	1.0	db
69	106	N-EtFOSE-II	10.18	61718		526403	0.000	9.854	0.0141					1632	907	16224...	1.000	1.0	dd
70	106	N-EtFOSE-III	10.13	70776		526403	0.000	11.300	0.0141					1545	907	16224...	1.000	1.0	dd

PV by TCH, SV by BRA 14-Jan-22, Conc. & LOD unit = ng for Inst QC, ng/mL for SPM, ng/L for samples

Quantify Sample Report **MassLynx MassLynx V4.1 SCN909**
SGS Axys Analytical Services, Ltd.

Dataset: G:\Masslynx\Inst_L\PFAS\quanfile\FC2L_009-b.qld

Last Altered: Wednesday, January 12, 2022 10:02:34 Pacific Standard Time
Printed: Friday, January 14, 2022 09:44:41 Pacific Standard Time

ID: FC048A-CAL,, /01 branched, Name: FC2L_009S16, Description: 1,,2uL, Date: 11-Jan-2022, Time: 15:04:09

#	IS#	Name	RT	Area	Confirm. Ion Area	IS Area	Std. Conc	Conc.	LOD	%Rec	Ratio (Pr...	Ratio	Ratio Fail(Y...	S/N	Noi...	IS Height	Samp. size	F2	Fla...
71		N-EtFOSE-SUM		477632		526403	0.000	76.256	0.0423						907	16224...	1.000	1.0	
72	106	N-EtFOSE	10.30	345139		526403	0.000	55.103	0.0141					116...	907	16224...	1.000	1.0	db
73	107	HFPO-DA	5.08	80612	30212	86646	0.000	34.045	0.0033		2.87	2.67	NO	295...	79	2614524	1.000	1.0	bb
74	107	ADONA	5.55	603480	574811	86646	0.000	39.703	0.0013		1.08	1.05	NO	650...	204	2614524	1.000	1.0	bb
75	107	9Cl-PF3ONS	7.80	165549	52783	86646	0.000	38.420	0.0003		3.20	3.14	NO	348...	12	2614524	1.000	1.0	bb
76	107	11Cl-PF3OUdS	8.33	82014	25768	86646	0.000	35.237	0.0047		3.13	3.18	NO	175...	111	2614524	1.000	1.0	bb
77	85	3:3 FTCA	3.63	13488	6277	100524	0.000	32.382	0.2823		1.75	2.15	NO	145	1027	2633045	1.000	1.0	bb
78	86	5:3 FTCA	5.17	160284	128422	45454	0.000	204.921	0.0122		1.20	1.25	NO	389...	98	1394226	1.000	1.0	bb
79	86	7:3 FTCA	6.60	48956	77753	45454	0.000	107.264	0.0894		0.71	0.63	NO	2498	417	1394226	1.000	1.0	bd
80	86	PFEESA	5.09	148535	14604	45454	0.000	10.348	0.0007		9.28	10.17	NO	435...	98	1394226	1.000	1.0	bb
81	85	PFMPA	2.61	201751		100524	0.000	21.966	0.0916					275	7347	2633045	1.000	1.0	bb
82	85	PFMBA	4.54	125229		100524	0.000	10.243	0.0008					358...	84	2633045	1.000	1.0	bb
83	86	NFDHA	4.87	2085	2201	45454	0.000	10.584	0.0150		0.94	0.95	NO	1756	30	1394226	1.000	1.0	MM
84	108	13C4-PFBA	1.60	321658		138115	40.000	40.786	0.0055	102.0				221...	218	2081813	1.000	1.0	bb
85	109	13C5-PFPeA	4.27	100524		70187	20.000	17.423	0.0034	87.1				128...	206	2184589	1.000	1.0	bd
86	109	13C5-PFHxA	4.93	45454	1959	70187	10.000	9.260	0.0017	92.6	23.32	23.20	NO	163...	85	2184589	1.000	1.0	bb
87	110	13C4-PFHpA	5.36	57335		17215	10.000	10.043	0.0079	100.4				5685	265	304015	1.000	1.0	dd
88	110	13C8-PFOA	5.97	59894		17215	10.000	9.335	0.0008	93.3				379...	29	304015	1.000	1.0	bb
89	111	13C9-PFNA	6.83	30011		26569	5.000	4.923	0.0017	98.5				8967	59	461448	1.000	1.0	bb
90	112	13C6-PFDA	7.45	30436		29335	5.000	5.155	0.0010	103.1				156...	44	658393	1.000	1.0	bb
91	112	13C7-PFUnA	7.81	32271		29335	5.000	5.037	0.0014	100.7				130...	68	658393	1.000	1.0	bb
92	112	13C2-PFDoA	8.07	26333		29335	5.000	4.774	0.0017	95.5				100...	70	658393	1.000	1.0	bd
93	112	13C2-PFTeDA	8.65	20628		29335	5.000	4.264	0.0048	85.3				2370	174	658393	1.000	1.0	dd
94	113	13C3-PFBS	4.86	44941	16679	36776	10.030	9.828	0.0028	98.0	2.73	2.69	NO	169...	72	621560	1.000	1.0	bb
95	113	13C3-PFHxS	6.03	40890	17975	36776	10.015	9.802	0.0011	97.9	2.38	2.27	NO	272...	25	621560	1.000	1.0	bb
96	114	13C8-PFOS	7.54	34003	15723	35696	10.062	10.489	0.0025	104.2	2.33	2.16	NO	125...	59	785711	1.000	1.0	bb
97	115	13C2-4:2 FTS	4.82	47598	28013	314	20.168	2767.068	1.0488	13720.1	1.62	1.70	NO	113...	123	6433	1.000	1.0	bb
98	115	13C2-6:2 FTS	5.73	38031	18866	314	19.998	2664.490	0.6749	13323.8	1.88	2.02	NO	118...	66	6433	1.000	1.0	bb
99	115	13C2-8:2 FTS	7.26	47504	15982	314	20.040	2103.555	0.9670	10496.8	3.76	2.97	NO	6495	149	6433	1.000	1.0	bb
1...	114	13C8-PFOSA	8.72	61557		35696	10.000	9.490	0.0022	94.9				108...	106	785711	1.000	1.0	bb
1...	114	D3-N-MeFOSA	10.12	6633		35696	10.000	6.676	0.0133	66.8				2085	97	785711	1.000	1.0	dd
1...	114	D5-N-EtFOSA	10.40	6000		35696	10.000	6.026	0.0058	60.3				4259	42	785711	1.000	1.0	bb
1...	115	D3-MeFOSAA	7.53	25192		314	22.500	1678.749	0.4302	7461.1				129...	44	6433	1.000	1.0	bd
1...	115	D5-EtFOSAA	7.68	20045		314	20.000	1627.293	1.2822	8136.5				4573	108	6433	1.000	1.0	bb
1...	114	D7-N-MeFOSE	9.99	447985		35696	100.000	67.800	0.0086	67.8				301...	416	785711	1.000	1.0	bb

PV by TCH, SV by BRA 14-Jan-22, Conc. & LOD unit = ng for Inst QC, ng/mL for SPM, ng/L for samples

Quantify Sample Report **MassLynx MassLynx V4.1 SCN909**
SGS Axys Analytical Services, Ltd.

Dataset: G:\Masslynx\Inst_L\PFAS\quanfile\FC2L_009-b.qld

Last Altered: Wednesday, January 12, 2022 10:02:34 Pacific Standard Time
Printed: Friday, January 14, 2022 09:44:41 Pacific Standard Time

ID: FC048A-CAL,, /01 branched, Name: FC2L_009S16, Description: 1,,2uL, Date: 11-Jan-2022, Time: 15:04:09

#	IS#	Name	RT	Area	Confirm. Ion Area	IS Area	Std. Conc	Conc.	LOD	%Rec	Ratio (Pr...	Ratio	Ratio Fail(Y...	S/N	Noi...	IS Height	Samp. size	F2	Fla...
1...	114	D9-N-EtFOSE	10.28	526403		35696	100.000	61.591	0.0088	61.6				294...	551	785711	1.000	1.0	bb
1...	109	13C3-HFPO-DA	5.08	86646	30080	70187	40.000	37.835	0.0055	94.6	2.64	2.88	NO	200...	131	2184589	1.000	1.0	bb
1...		13C3-PFBA	1.61	138115			20.000	28.055	0.0073	140.3				115...	180		1.000	1.0	bb
1...		13C2-PFHxA	4.93	70187	2185		10.000	12.844	0.0003	128.4	35.50	32.12	NO	121...	18		1.000	1.0	bb
110		13C4-PFOA	5.97	17215			10.000	13.111	0.0054	131.1				7349	41		1.000	1.0	bb
111		13C5-PFNA	6.82	26569			5.000	5.743	0.0026	114.9				6691	69		1.000	1.0	bb
112		13C2-PFDA	7.45	29335			5.000	5.683	0.0008	113.7				207...	32		1.000	1.0	bb
113		18O2-PFHxS	6.03	36776			10.050	12.934	0.0023	128.7				166...	37		1.000	1.0	bb
114		13C4-PFOS	7.54	35696	17041		10.150	11.562	0.0014	113.9	2.17	2.09	NO	244...	32		1.000	1.0	bb
115		13C2-D4-6:2 F...	5.73	314	73		20.000	0.490	0.0028	2.5	2.50	4.31	YES	525	12		1.000	1.0	db

PV by TCH, SV by BRA 14-Jan-22, Conc. & LOD unit = ng for Inst QC, ng/mL for SPM, ng/L for samples

Quantify Sample Report **MassLynx MassLynx V4.1 SCN909**
SGS Axys Analytical Services, Ltd.

Dataset: G:\Masslynx\Inst_L\PFAS\quanfile\FC2L_009-b.qld

Last Altered: Wednesday, January 12, 2022 10:02:34 Pacific Standard Time
Printed: Friday, January 14, 2022 09:43:44 Pacific Standard Time

Method: G:\Masslynx\Master Methods\MassLynx SCN 909\UPLC\FC_110_UPLC_15DoD.mdb 10 Jun 2021 10:20:13
Calibration: G:\Masslynx\Inst_L\PFAS\curve\FC1L_080-A6.cdb 09 Jun 2021 14:38:41

ID: FC046(0)-SUR,, /01, Name: FC2L_009S20, Description: 1,,2uL, Date: 11-Jan-2022, Time: 16:29:16

PFBA

FC2L_009S20 Smooth(SG,3x1) F1:MRM of 3 channels,ES-
1,,2uL FC046(0)-SUR,, /01 212.763 > 168.903
3.087e+004

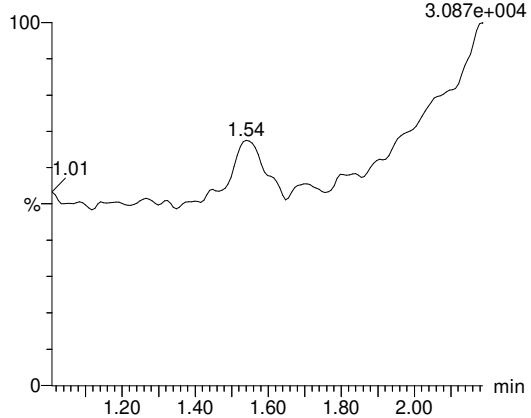

PFPeA

FC2L_009S20 Smooth(SG,3x1) F14:MRM of 8 channels,ES-
1,,2uL FC046(0)-SUR,, /01 262.951 > 218.996
1.300e+005

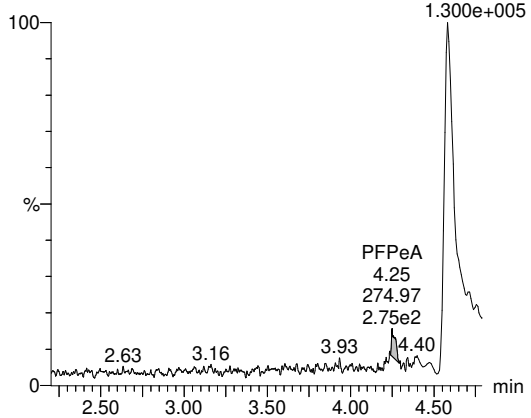

PFHxA

FC2L_009S20 Smooth(SG,3x1) F2:MRM of 24 channels,ES-
1,,2uL FC046(0)-SUR,, /01 313.012 > 269.017
7.096e+003

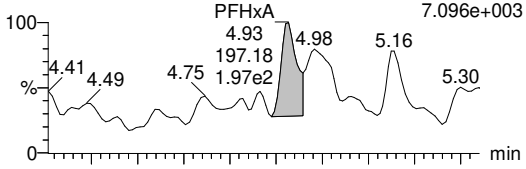

FC2L_009S20 Smooth(SG,3x1) F2:MRM of 24 channels,ES-
1,,2uL FC046(0)-SUR,, /01 313.012 > 118.918
PFHxA;4.93;23.89;2.39e1 1.247e+003

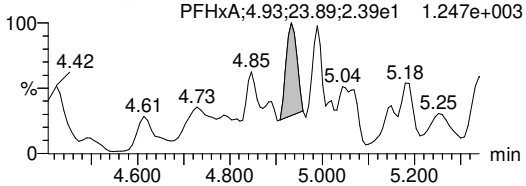

PFHpA

FC2L_009S20 Smooth(SG,3x1) F13:MRM of 7 channels,ES-
1,,2uL FC046(0)-SUR,, /01 363.073 > 319.025
3.491e+003

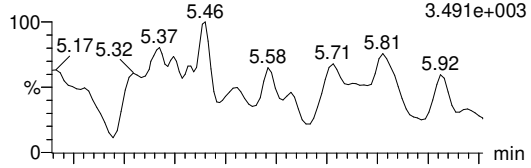

PFOA-I

FC2L_009S20 Smooth(SG,3x1) F3:MRM of 12 channels,ES-
1,,2uL FC046(0)-SUR,, /01 413.006 > 369.03
2.273e+004

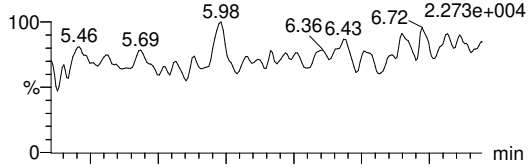

PFOA-II

FC2L_009S20 Smooth(SG,3x1) F3:MRM of 12 channels,ES-
1,,2uL FC046(0)-SUR,, /01 413.006 > 369.03
2.273e+004

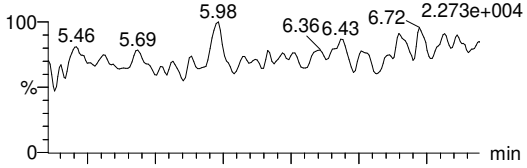

FC2L_009S20 Smooth(SG,3x1) F13:MRM of 7 channels,ES-
1,,2uL FC046(0)-SUR,, /01 363.073 > 168.962
2.583e+003

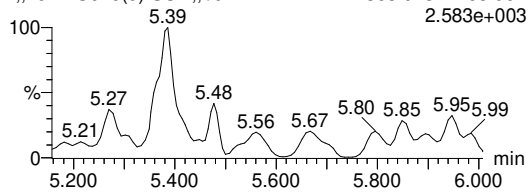

FC2L_009S20 Smooth(SG,3x1) F3:MRM of 12 channels,ES-
1,,2uL FC046(0)-SUR,, /01 413.006 > 168.963
4.757e+003

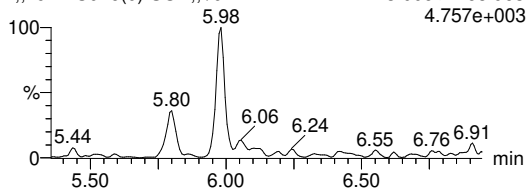

FC2L_009S20 Smooth(SG,3x1) F3:MRM of 12 channels,ES-
1,,2uL FC046(0)-SUR,, /01 413.006 > 168.963
4.757e+003

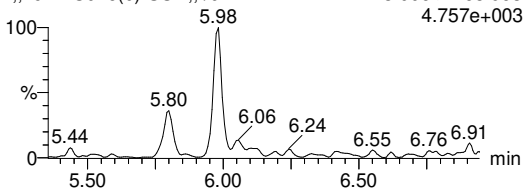

PV by TCH, SV by BRA 14-Jan-22, Conc. & LOD unit = ng for Inst QC, ng/mL for SPM, ng/L for samples

Quantify Sample Report **MassLynx MassLynx V4.1 SCN909**
SGS Axys Analytical Services, Ltd.

Dataset: G:\Masslynx\Inst_L\PFAS\quanfile\FC2L_009-b.qld

Last Altered: Wednesday, January 12, 2022 10:02:34 Pacific Standard Time
Printed: Friday, January 14, 2022 09:43:44 Pacific Standard Time

ID: FC046(0)-SUR,, /01, Name: FC2L_009S20, Description: 1,,2uL, Date: 11-Jan-2022, Time: 16:29:16

PFOA-III

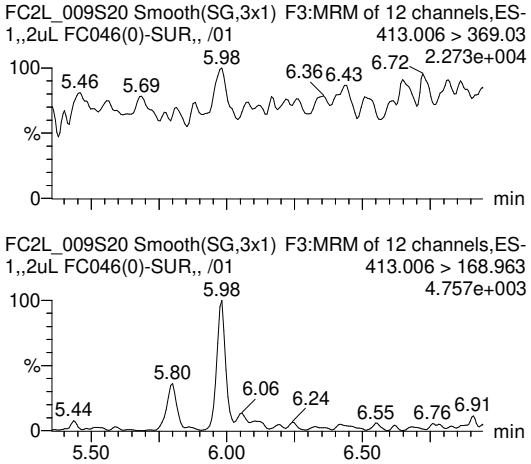

PFOA-IV

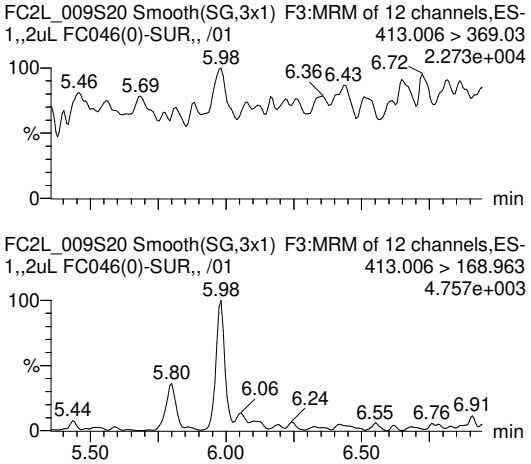

PFOA-SUM

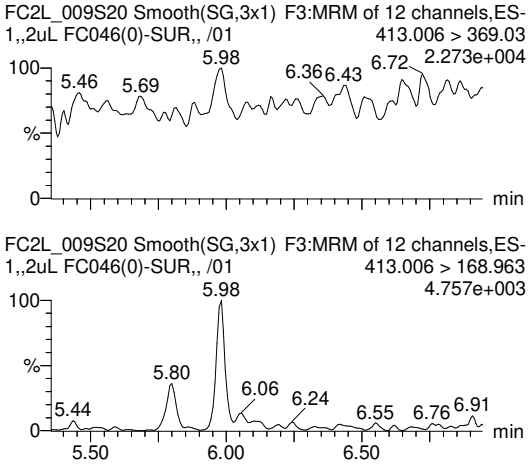

PFOA

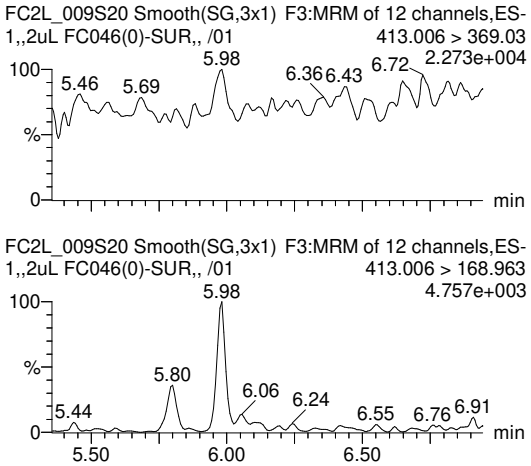

PFNA-I

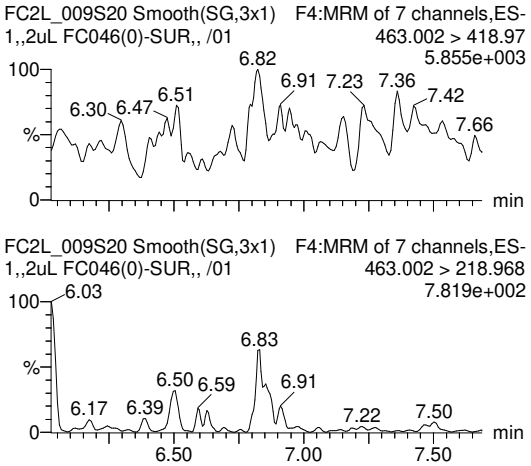

PFNA-II

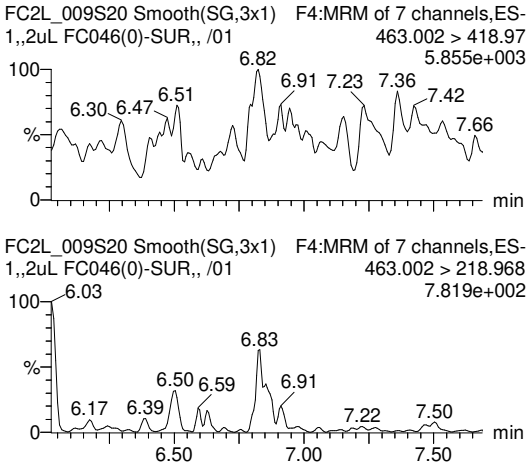

PV by TCH, SV by BRA 14-Jan-22, Conc. & LOD unit = ng for Inst QC, ng/mL for SPM, ng/L for samples

Quantify Sample Report **MassLynx MassLynx V4.1 SCN909**
SGS Axys Analytical Services, Ltd.

Dataset: G:\Masslynx\Inst_L\PFAS\quanfile\FC2L_009-b.qld

Last Altered: Wednesday, January 12, 2022 10:02:34 Pacific Standard Time
Printed: Friday, January 14, 2022 09:43:44 Pacific Standard Time

ID: FC046(0)-SUR,, /01, Name: FC2L_009S20, Description: 1,,2uL, Date: 11-Jan-2022, Time: 16:29:16

PFNA-III

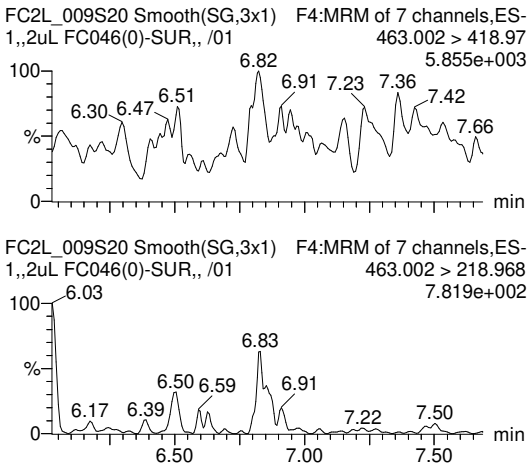

PFNA-SUM

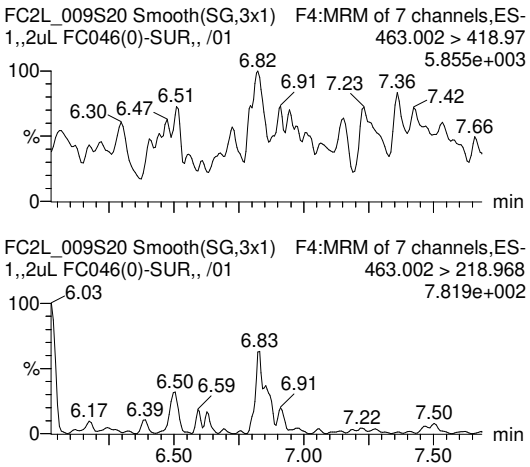

PFNA

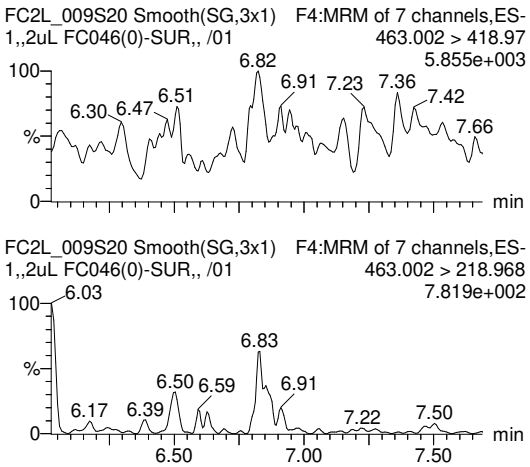

PFDA

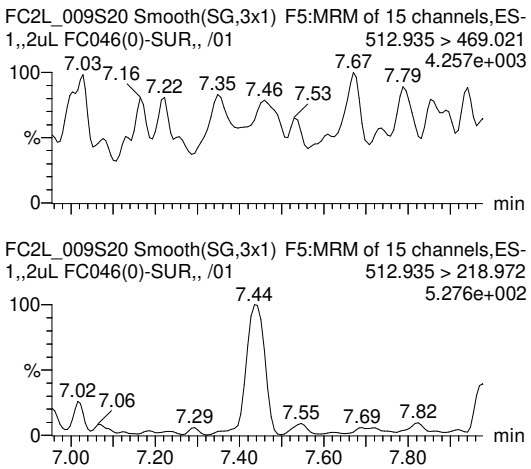

PFUnA

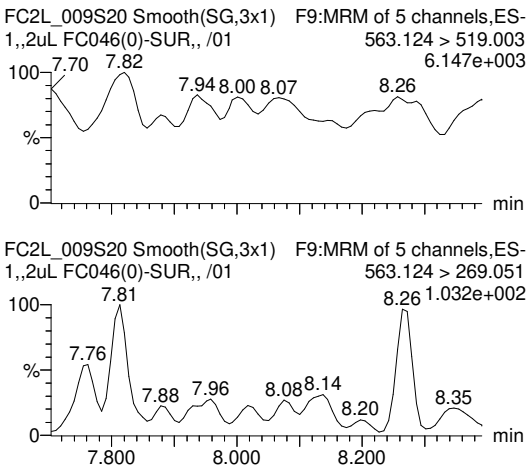

PFDoA

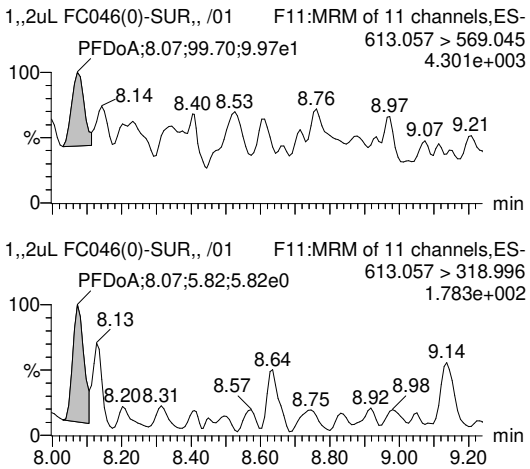

PV by TCH, SV by BRA 14-Jan-22, Conc. & LOD unit = ng for Inst QC, ng/mL for SPM, ng/L for samples

Quantify Sample Report **MassLynx MassLynx V4.1 SCN909**
SGS Axys Analytical Services, Ltd.

Dataset: G:\Masslynx\Inst_L\PFAS\quanfile\FC2L_009-b.qld

Last Altered: Wednesday, January 12, 2022 10:02:34 Pacific Standard Time
Printed: Friday, January 14, 2022 09:43:44 Pacific Standard Time

ID: FC046(0)-SUR,, /01, Name: FC2L_009S20, Description: 1,,2uL, Date: 11-Jan-2022, Time: 16:29:16

PFTrDA

1,,2uL FC046(0)-SUR,, /01 F11:MRM of 11 channels,ES-
663.053 > 619.023
6.326e+003

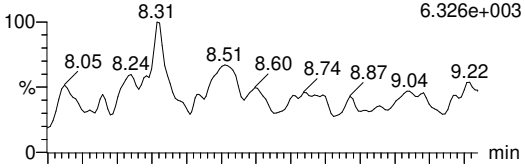

1,,2uL FC046(0)-SUR,, /01 F11:MRM of 11 channels,ES-
663.053 > 168.949
9.222e+002

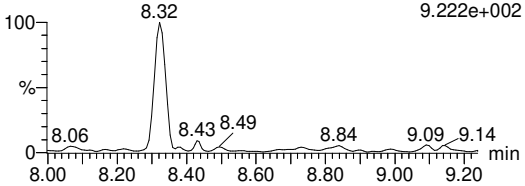

PFTeDA

FC2L_009S20 Smooth(SG,3x1) F8:MRM of 5 channels,ES-
1,,2uL FC046(0)-SUR,, /01 713.05 > 669.
6.094e+003

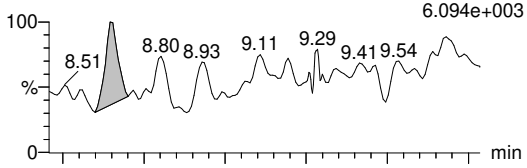

FC2L_009S20 Smooth(SG,3x1) F8:MRM of 5 channels,ES-
1,,2uL FC046(0)-SUR,, /01 713.05 > 168.94
1.287e+003

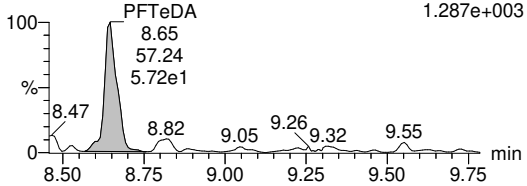

PFBS

FC2L_009S20 Smooth(SG,3x1) F2:MRM of 24 channels,ES-
1,,2uL FC046(0)-SUR,, /01 298.663 > 79.865
1.109e+003

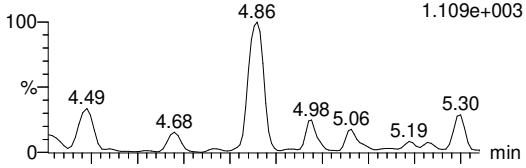

FC2L_009S20 Smooth(SG,3x1) F2:MRM of 24 channels,ES-
1,,2uL FC046(0)-SUR,, /01 298.663 > 98.811
5.404e+002

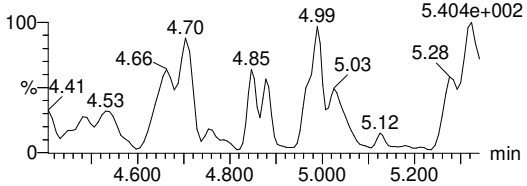

PFPeS

FC2L_009S20 Smooth(SG,3x1) F13:MRM of 7 channels,ES-
1,,2uL FC046(0)-SUR,, /01 349.107 > 79.857
1.668e+002

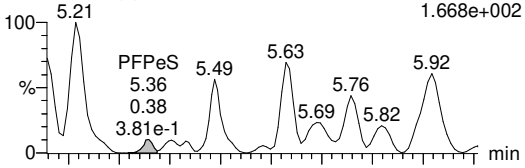

FC2L_009S20 Smooth(SG,3x1) F13:MRM of 7 channels,ES-
1,,2uL FC046(0)-SUR,, /01 349.107 > 98.871
9.364e+002

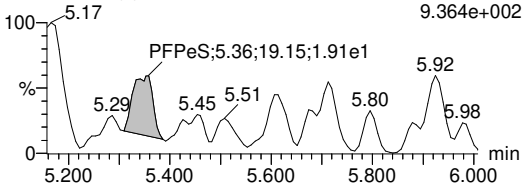

PFHxS-I

FC2L_009S20 Smooth(SG,3x1) F3:MRM of 12 channels,ES-
1,,2uL FC046(0)-SUR,, /01 398.721 > 79.92
2.940e+003

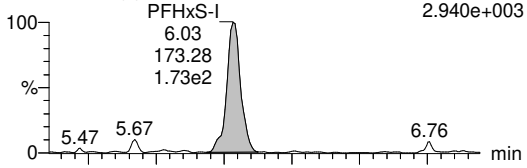

FC2L_009S20 Smooth(SG,3x1) F3:MRM of 12 channels,ES-
1,,2uL FC046(0)-SUR,, /01 398.721 > 98.863
1.102e+003

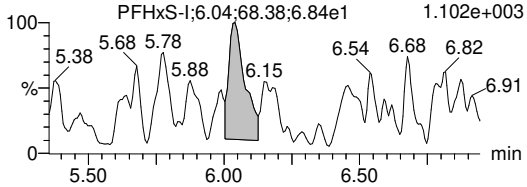

PFHxS-II

FC2L_009S20 Smooth(SG,3x1) F3:MRM of 12 channels,ES-
1,,2uL FC046(0)-SUR,, /01 398.721 > 79.92
2.940e+003

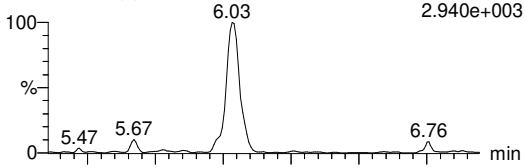

FC2L_009S20 Smooth(SG,3x1) F3:MRM of 12 channels,ES-
1,,2uL FC046(0)-SUR,, /01 398.721 > 98.863
1.102e+003

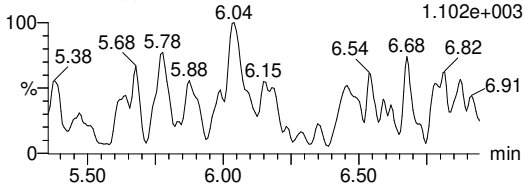

PV by TCH, SV by BRA 14-Jan-22, Conc. & LOD unit = ng for Inst QC, ng/mL for SPM, ng/L for samples

Quantify Sample Report **MassLynx MassLynx V4.1 SCN909**
SGS Axys Analytical Services, Ltd.

Dataset: G:\Masslynx\Inst_L\PFAS\quanfile\FC2L_009-b.qld

Last Altered: Wednesday, January 12, 2022 10:02:34 Pacific Standard Time
Printed: Friday, January 14, 2022 09:43:44 Pacific Standard Time

ID: FC046(0)-SUR,, /01, Name: FC2L_009S20, Description: 1,,2uL, Date: 11-Jan-2022, Time: 16:29:16

PFHxS-III

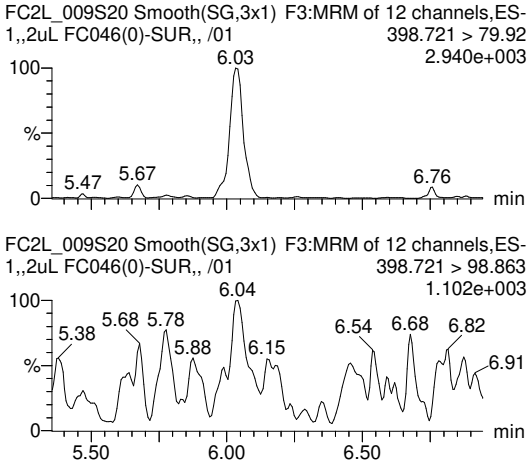

PFHxS-SUM

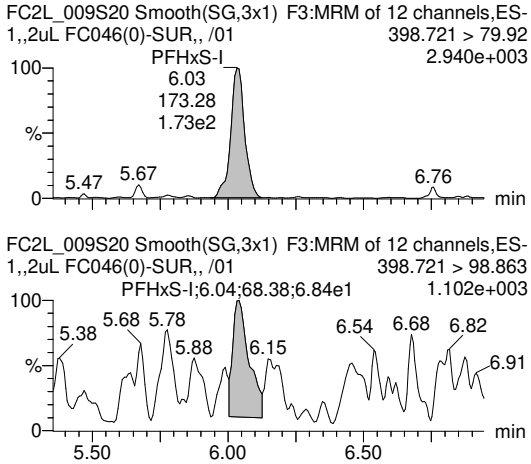

PFHxS

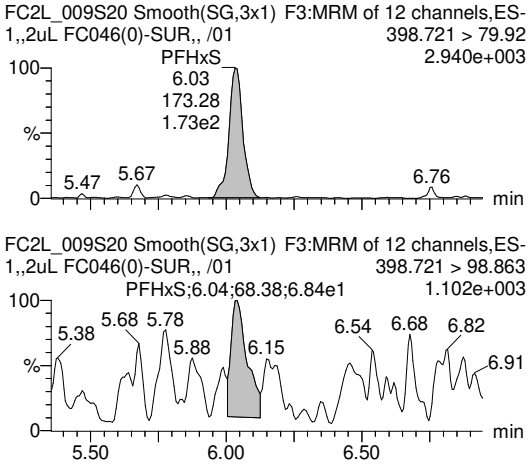

PFHpS

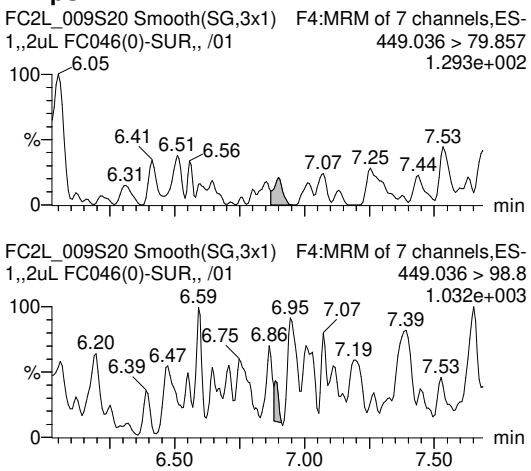

PFOS-I

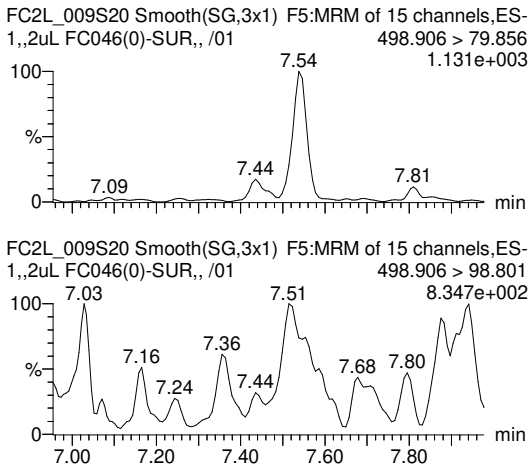

PFOS-II

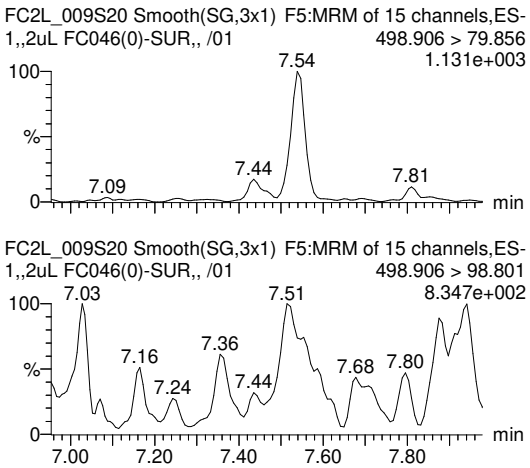

PV by TCH, SV by BRA 14-Jan-22, Conc. & LOD unit = ng for Inst QC, ng/mL for SPM, ng/L for samples

Quantify Sample Report **MassLynx MassLynx V4.1 SCN909**
SGS Axys Analytical Services, Ltd.

Dataset: G:\Masslynx\Inst_L\PFAS\quanfile\FC2L_009-b.qld

Last Altered: Wednesday, January 12, 2022 10:02:34 Pacific Standard Time
Printed: Friday, January 14, 2022 09:43:44 Pacific Standard Time

ID: FC046(0)-SUR,, /01, Name: FC2L_009S20, Description: 1,,2uL, Date: 11-Jan-2022, Time: 16:29:16

PFOS-III

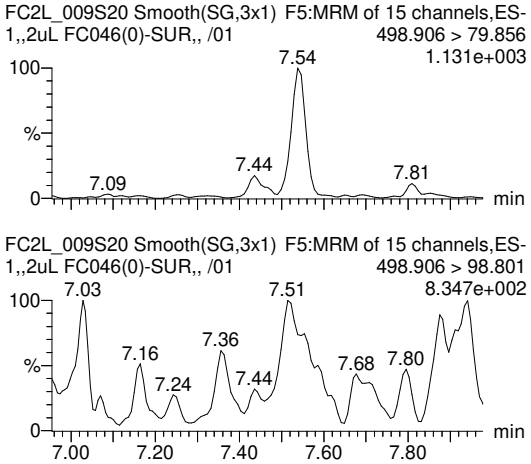

PFOS-IV

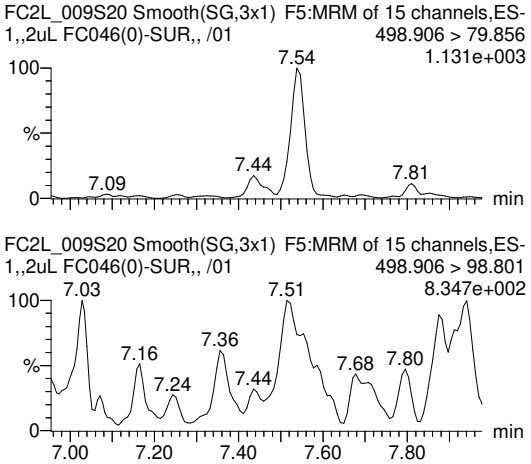

PFOS-SUM

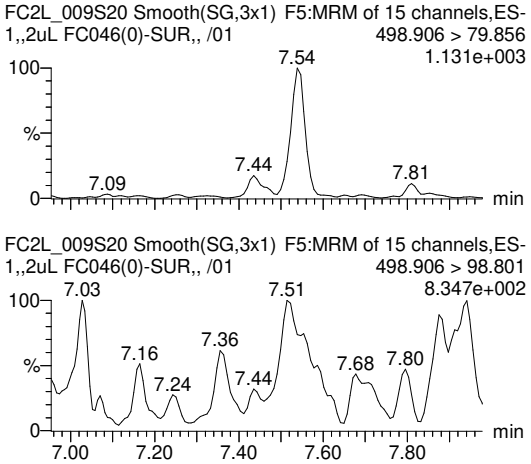

PFOS

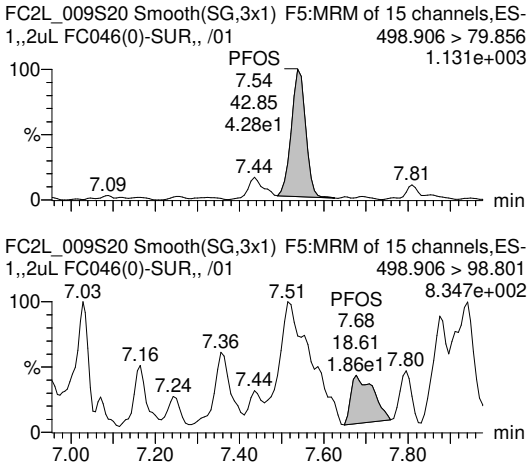

PFNS

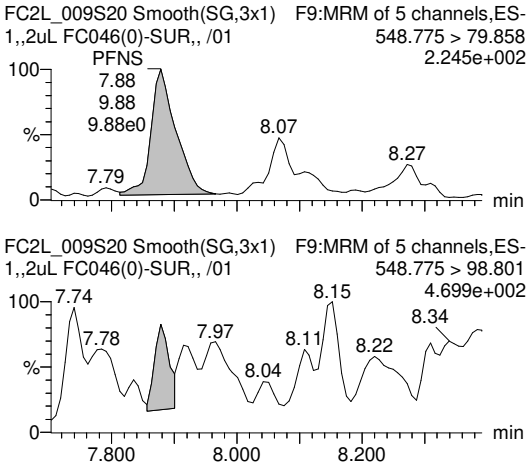

PFDS

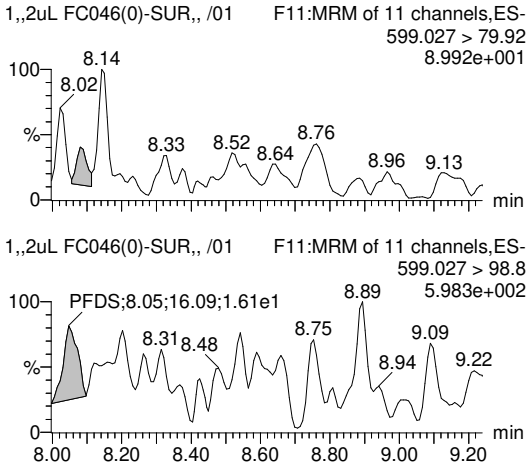

PV by TCH, SV by BRA 14-Jan-22, Conc. & LOD unit = ng for Inst QC, ng/mL for SPM, ng/L for samples

Quantify Sample Report **MassLynx MassLynx V4.1 SCN909**
SGS Axys Analytical Services, Ltd.

Dataset: G:\Masslynx\Inst_L\PFAS\quanfile\FC2L_009-b.qld

Last Altered: Wednesday, January 12, 2022 10:02:34 Pacific Standard Time
Printed: Friday, January 14, 2022 09:43:44 Pacific Standard Time

ID: FC046(0)-SUR,, /01, Name: FC2L_009S20, Description: 1,,2uL, Date: 11-Jan-2022, Time: 16:29:16

PFDoS

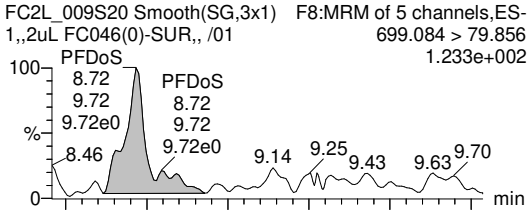

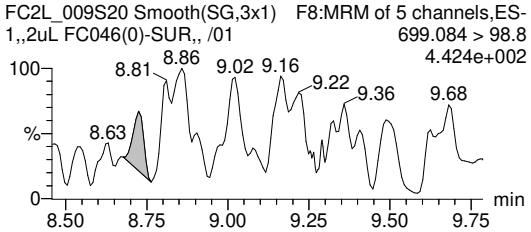

4:2 FTS

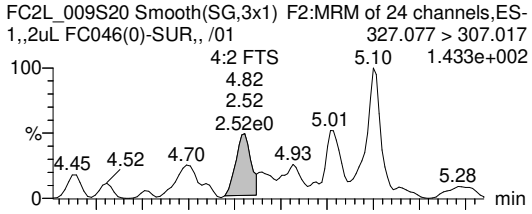

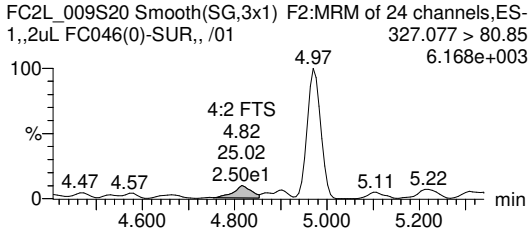

6:2 FTS

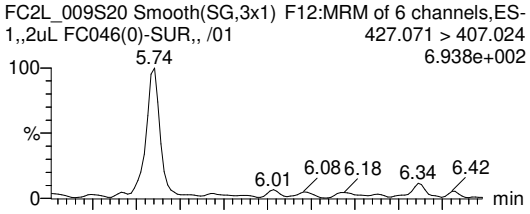

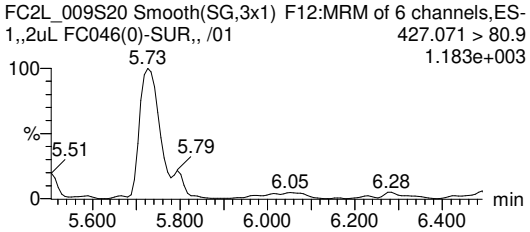

8:2 FTS

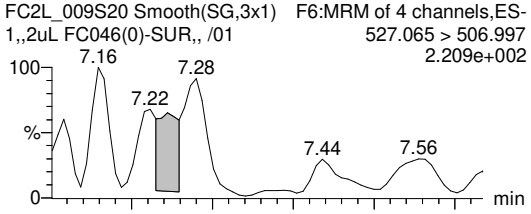

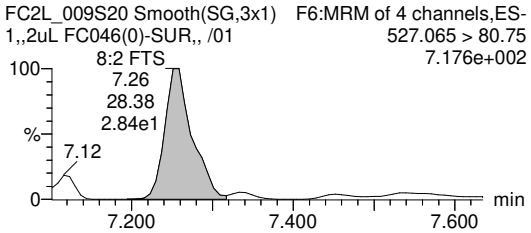

PFOSA-I

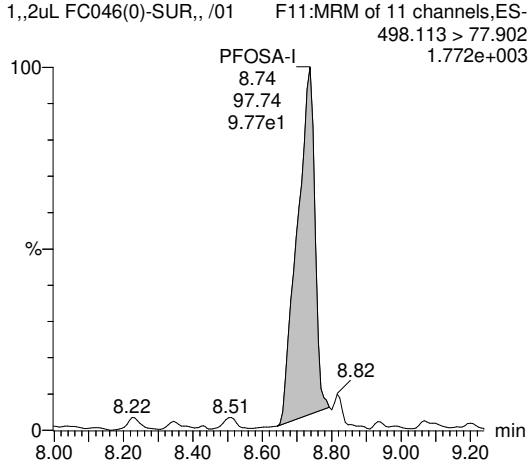

PFOSA-II

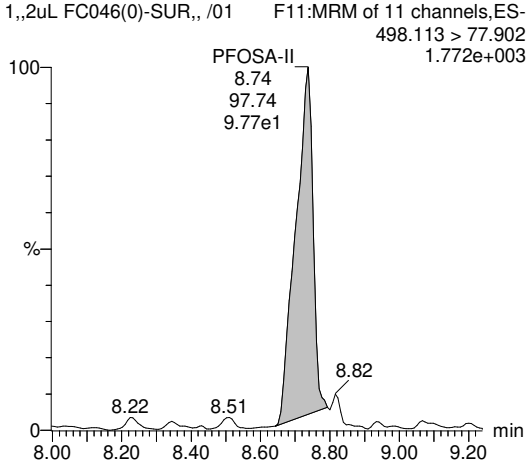

PV by TCH, SV by BRA 14-Jan-22, Conc. & LOD unit = ng for Inst QC, ng/mL for SPM, ng/L for samples

Quantify Sample Report **MassLynx MassLynx V4.1 SCN909**
SGS Axys Analytical Services, Ltd.

Dataset: G:\Masslynx\Inst_L\PFAS\quanfile\FC2L_009-b.qld

Last Altered: Wednesday, January 12, 2022 10:02:34 Pacific Standard Time
Printed: Friday, January 14, 2022 09:43:44 Pacific Standard Time

ID: FC046(0)-SUR,, /01, Name: FC2L_009S20, Description: 1,,2uL, Date: 11-Jan-2022, Time: 16:29:16

PFOSA-SUM

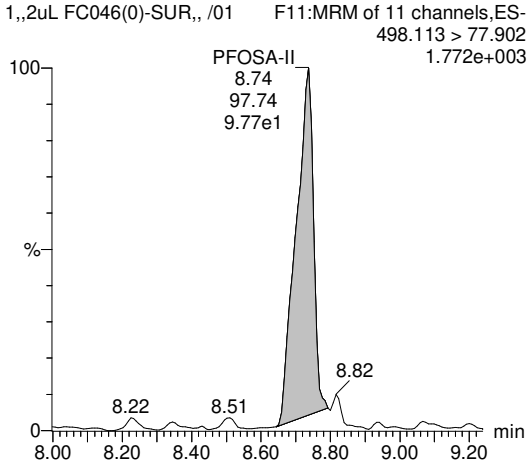

PFOSA

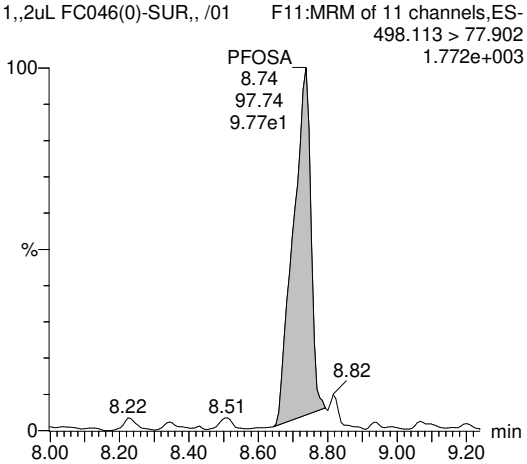

N-MeFOSA-I

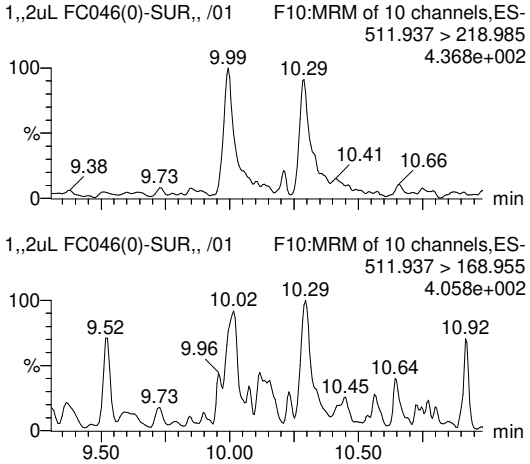

N-MeFOSA-II

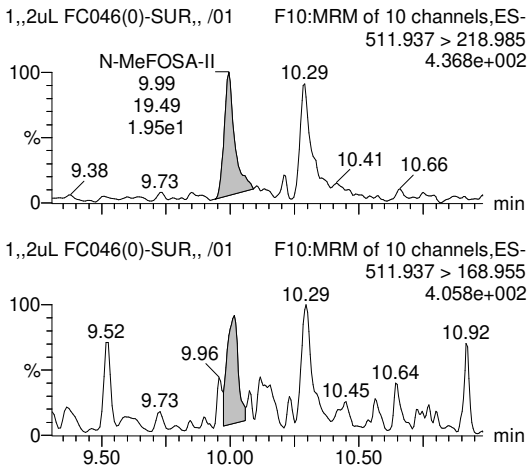

N-MeFOSA-SUM

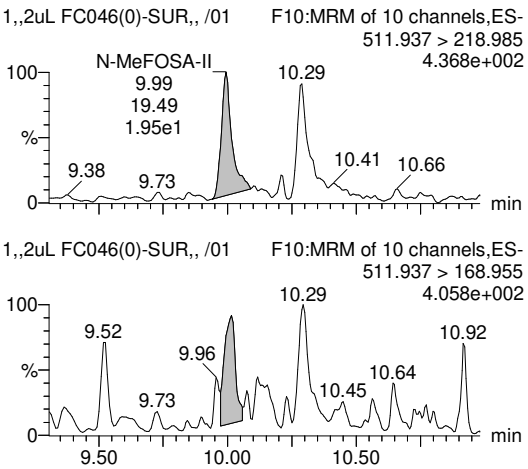

N-MeFOSA

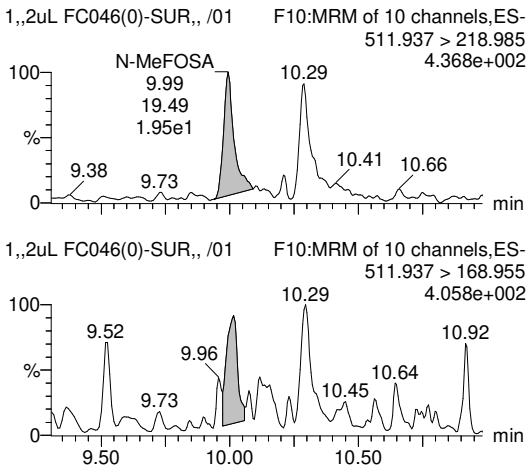

PV by TCH, SV by BRA 14-Jan-22, Conc. & LOD unit = ng for Inst QC, ng/mL for SPM, ng/L for samples

Quantify Sample Report **MassLynx MassLynx V4.1 SCN909**
SGS Axys Analytical Services, Ltd.

Dataset: G:\Masslynx\Inst_L\PFAS\quanfile\FC2L_009-b.qld

Last Altered: Wednesday, January 12, 2022 10:02:34 Pacific Standard Time
Printed: Friday, January 14, 2022 09:43:44 Pacific Standard Time

ID: FC046(0)-SUR,, /01, Name: FC2L_009S20, Description: 1,,2uL, Date: 11-Jan-2022, Time: 16:29:16

N-EtFOSA-I

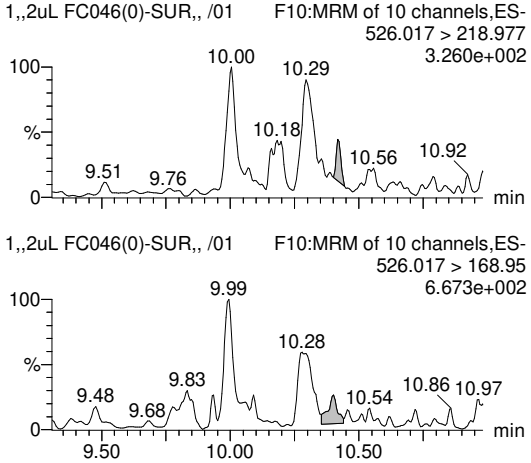

N-EtFOSA-II

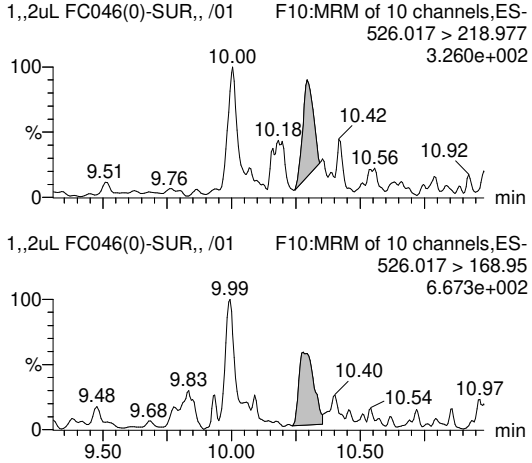

N-EtFOSA-SUM

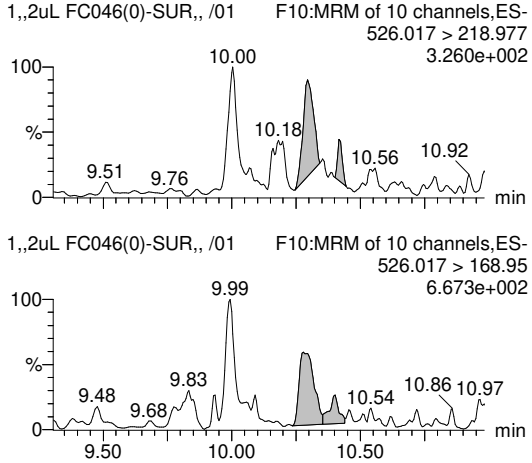

N-EtFOSA

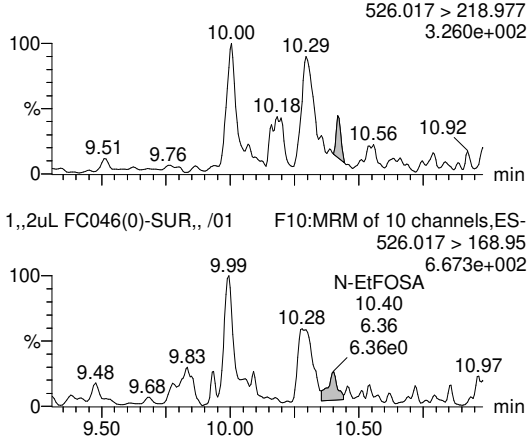

MeFOSAA-I

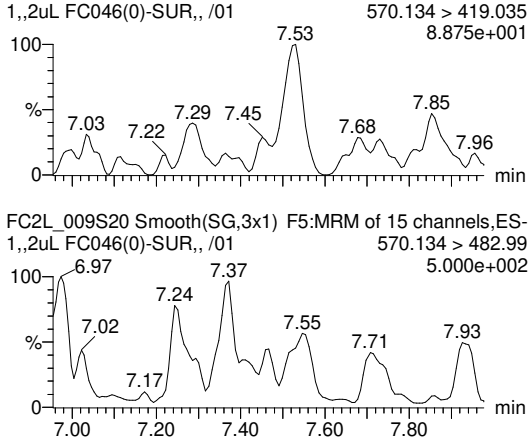

MeFOSAA-II

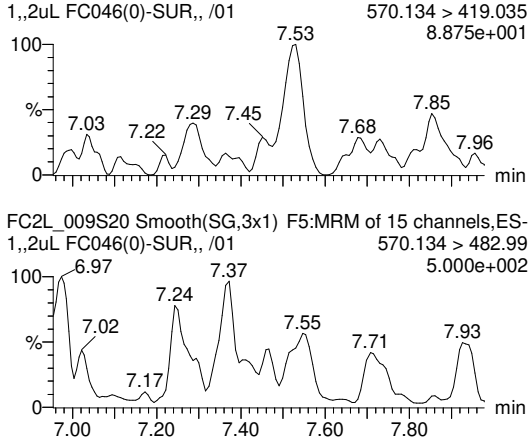

PV by TCH, SV by BRA 14-Jan-22, Conc. & LOD unit = ng for Inst QC, ng/mL for SPM, ng/L for samples

Quantify Sample Report **MassLynx MassLynx V4.1 SCN909**
SGS Axys Analytical Services, Ltd.

Dataset: G:\Masslynx\Inst_L\PFAS\quanfile\FC2L_009-b.qld

Last Altered: Wednesday, January 12, 2022 10:02:34 Pacific Standard Time
Printed: Friday, January 14, 2022 09:43:44 Pacific Standard Time

ID: FC046(0)-SUR,, /01, Name: FC2L_009S20, Description: 1,,2uL, Date: 11-Jan-2022, Time: 16:29:16

MeFOSAA-III

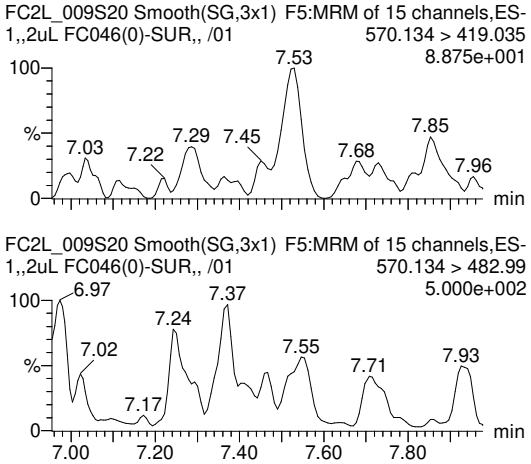

MeFOSAA-SUM

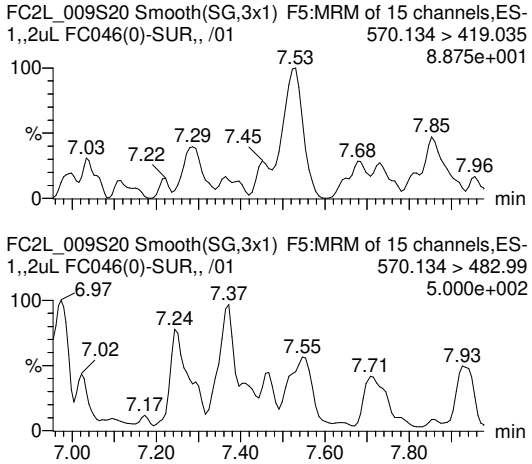

MeFOSAA

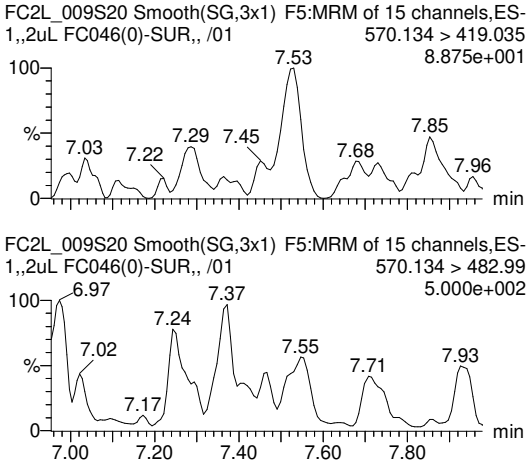

EtFOSAA-I

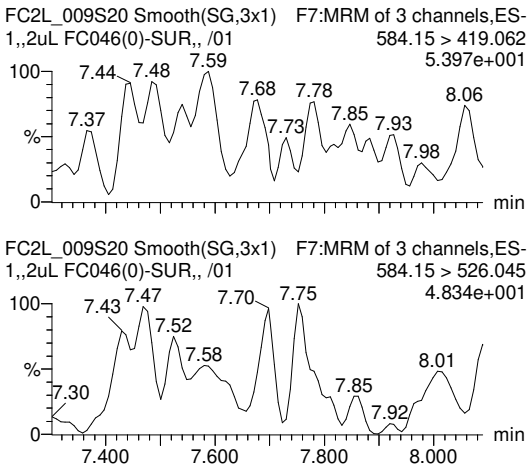

EtFOSAA-II

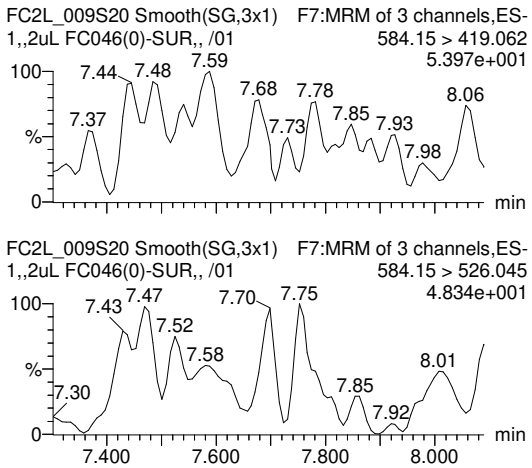

EtFOSAA-III

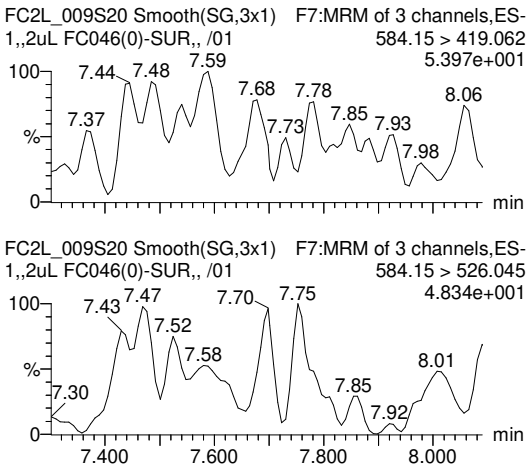

PV by TCH, SV by BRA 14-Jan-22, Conc. & LOD unit = ng for Inst QC, ng/mL for SPM, ng/L for samples

Quantify Sample Report **MassLynx MassLynx V4.1 SCN909**
SGS Axys Analytical Services, Ltd.

Dataset: G:\Masslynx\Inst_L\PFAS\quanfile\FC2L_009-b.qld

Last Altered: Wednesday, January 12, 2022 10:02:34 Pacific Standard Time
Printed: Friday, January 14, 2022 09:43:44 Pacific Standard Time

ID: FC046(0)-SUR,, /01, Name: FC2L_009S20, Description: 1,,2uL, Date: 11-Jan-2022, Time: 16:29:16

EtFOSAA-SUM

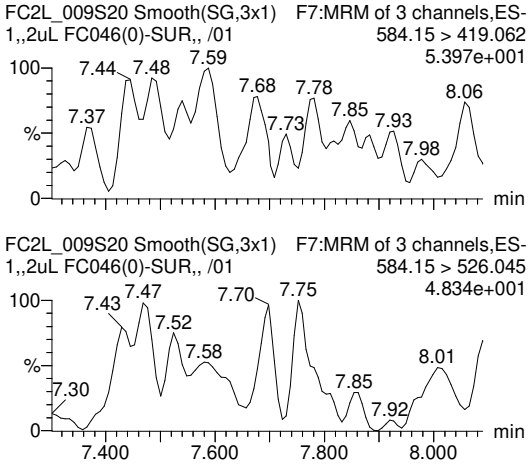

EtFOSAA

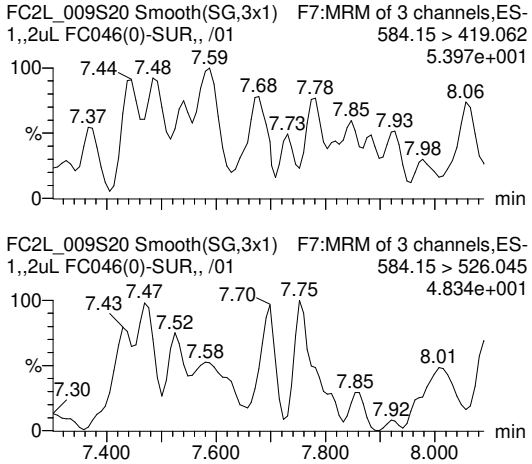

N-MeFOSE-I

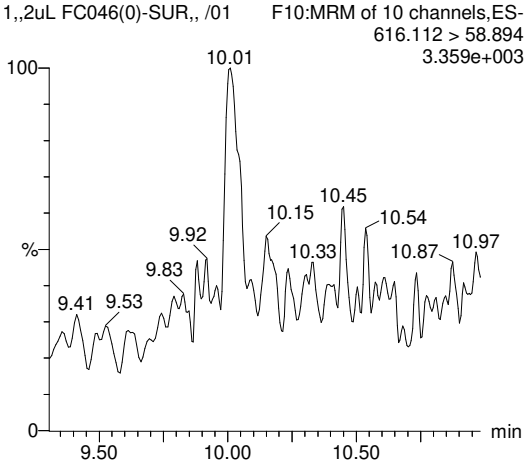

N-MeFOSE-II

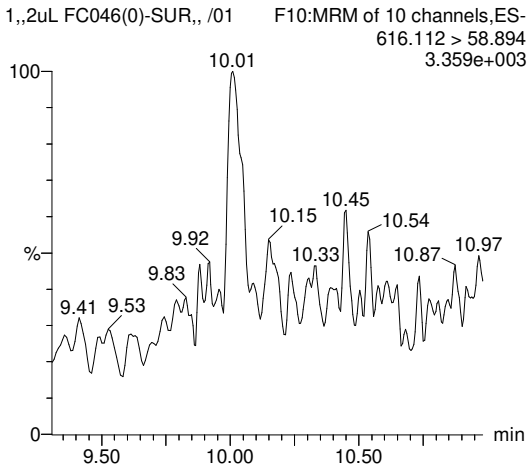

N-MeFOSE-III

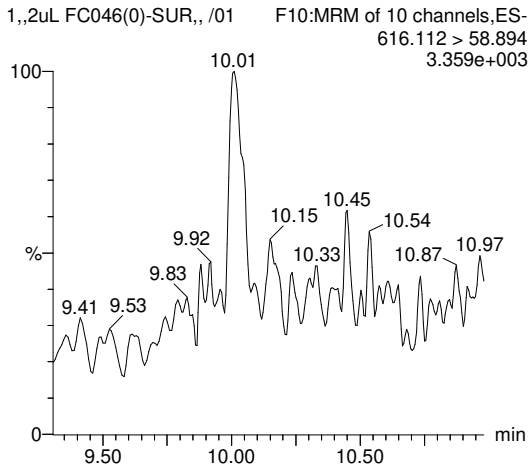

N-MeFOSE-SUM

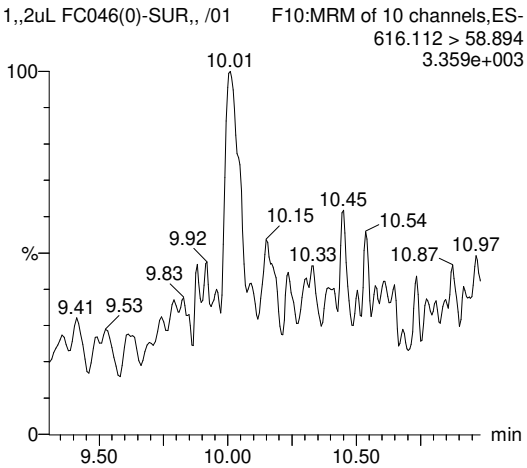

PV by TCH, SV by BRA 14-Jan-22, Conc. & LOD unit = ng for Inst QC, ng/mL for SPM, ng/L for samples

Quantify Sample Report **MassLynx MassLynx V4.1 SCN909**
SGS Axys Analytical Services, Ltd.

Dataset: G:\Masslynx\Inst_L\PFAS\quanfile\FC2L_009-b.qld

Last Altered: Wednesday, January 12, 2022 10:02:34 Pacific Standard Time
Printed: Friday, January 14, 2022 09:43:44 Pacific Standard Time

ID: FC046(0)-SUR,, /01, Name: FC2L_009S20, Description: 1,,2uL, Date: 11-Jan-2022, Time: 16:29:16

N-MeFOSE

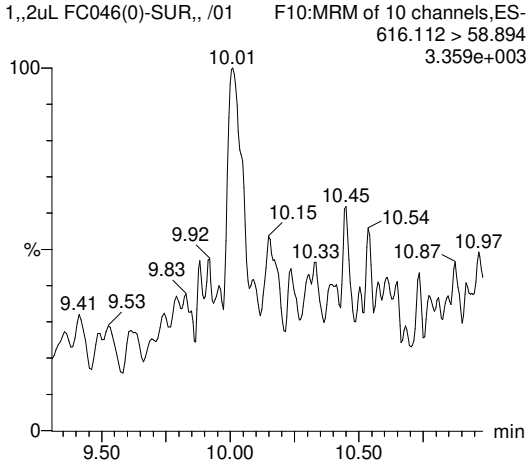

N-EtFOSE-I

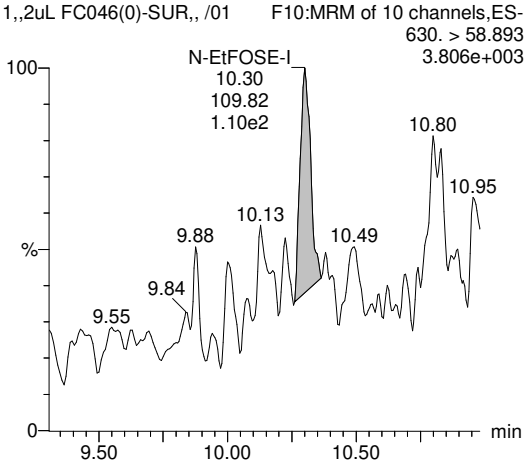

N-EtFOSE-II

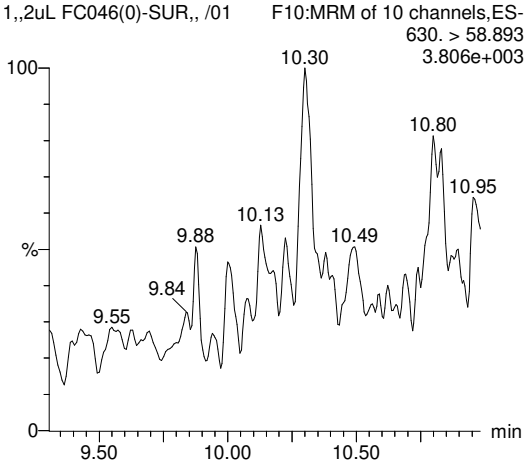

N-EtFOSE-III

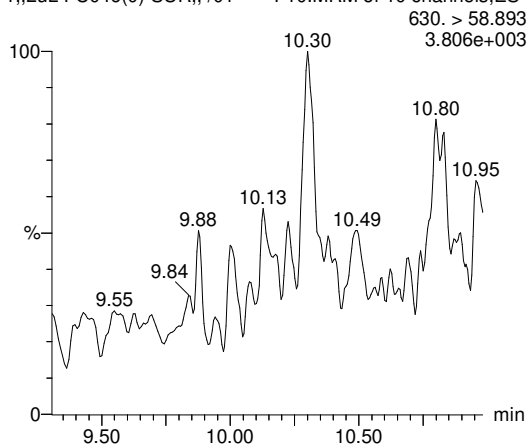

N-EtFOSE-SUM

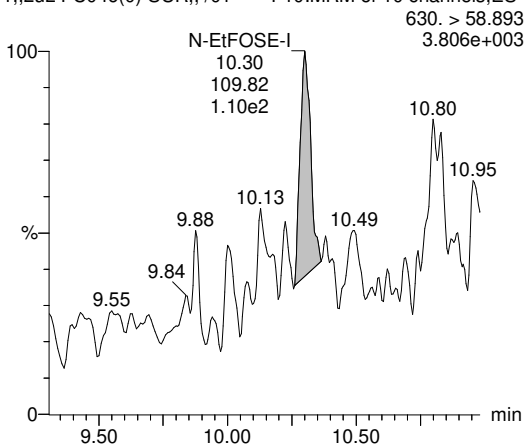

N-EtFOSE

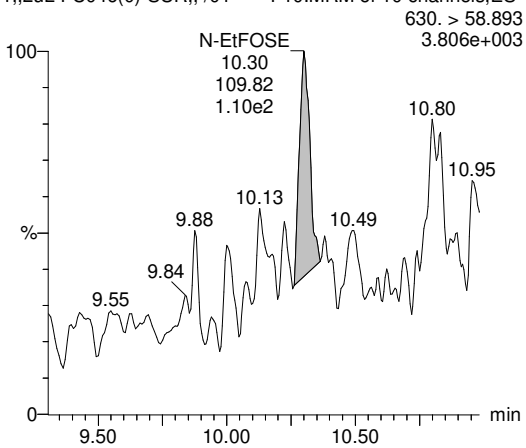

PV by TCH, SV by BRA 14-Jan-22, Conc. & LOD unit = ng for Inst QC, ng/mL for SPM, ng/L for samples

Quantify Sample Report **MassLynx MassLynx V4.1 SCN909**
SGS Axys Analytical Services, Ltd.

Dataset: G:\Masslynx\Inst_L\PFAS\quanfile\FC2L_009-b.qld

Last Altered: Wednesday, January 12, 2022 10:02:34 Pacific Standard Time
Printed: Friday, January 14, 2022 09:43:44 Pacific Standard Time

ID: FC046(0)-SUR,, /01, Name: FC2L_009S20, Description: 1,,2uL, Date: 11-Jan-2022, Time: 16:29:16

HFPO-DA

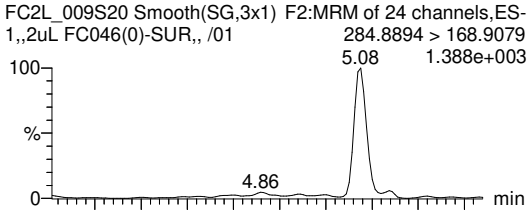

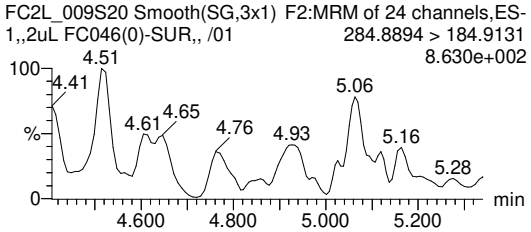

ADONA

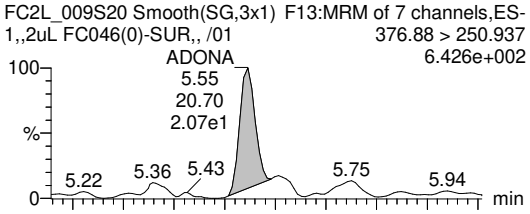

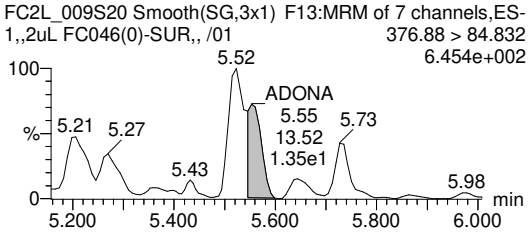

9Cl-PF3ONS

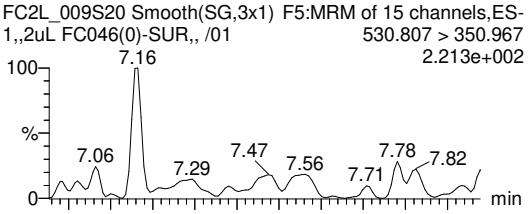

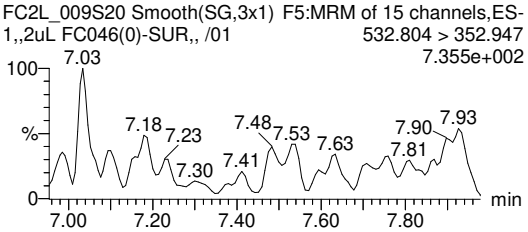

11Cl-PF3OUdS

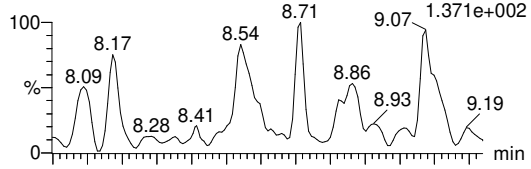

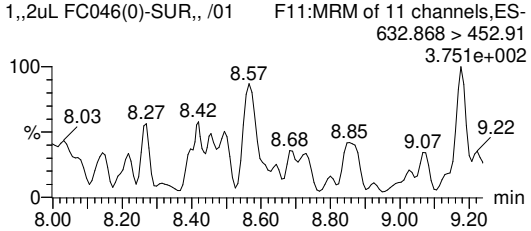

3:3 FTCA

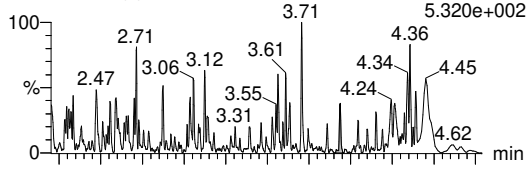

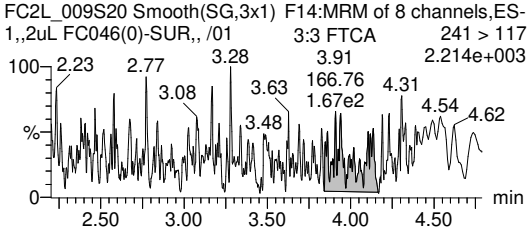

5:3 FTCA

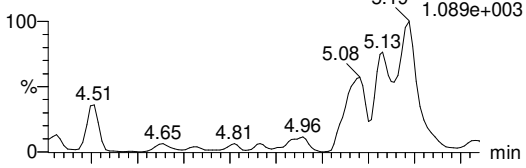

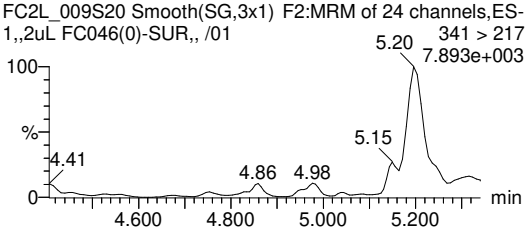

PV by TCH, SV by BRA 14-Jan-22, Conc. & LOD unit = ng for Inst QC, ng/mL for SPM, ng/L for samples

Quantify Sample Report **MassLynx MassLynx V4.1 SCN909**
SGS Axys Analytical Services, Ltd.

Dataset: G:\Masslynx\Inst_L\PFAS\quanfile\FC2L_009-b.qld

Last Altered: Wednesday, January 12, 2022 10:02:34 Pacific Standard Time
Printed: Friday, January 14, 2022 09:43:44 Pacific Standard Time

ID: FC046(0)-SUR,, /01, Name: FC2L_009S20, Description: 1,,2uL, Date: 11-Jan-2022, Time: 16:29:16

7:3 FTCA

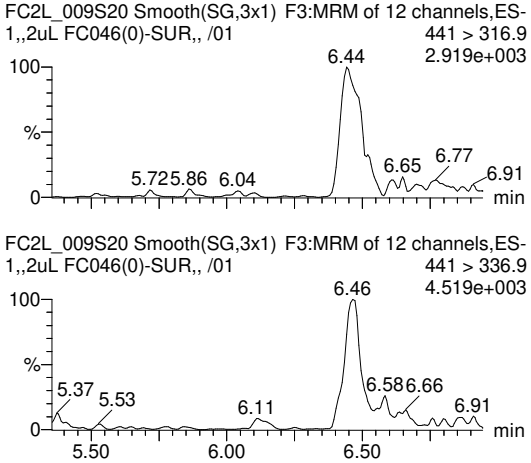

PFEESA

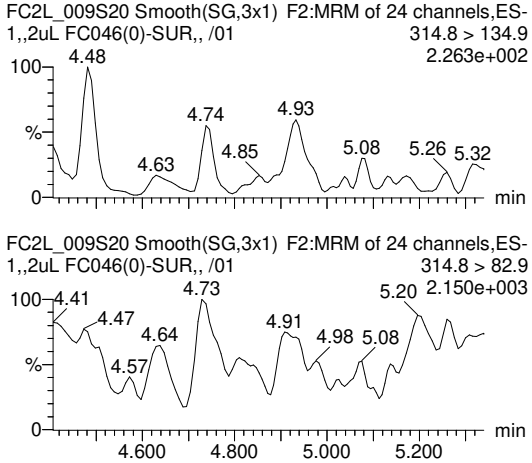

PFMPA

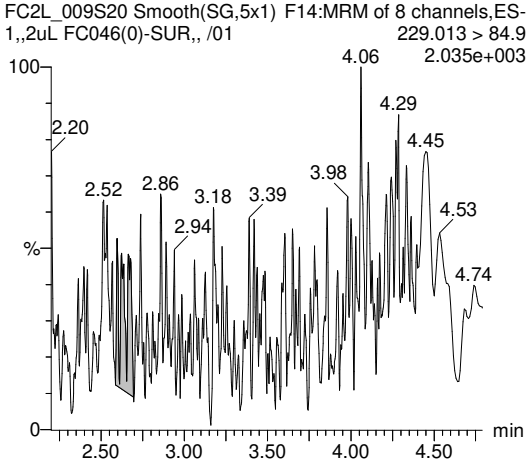

PFMBA

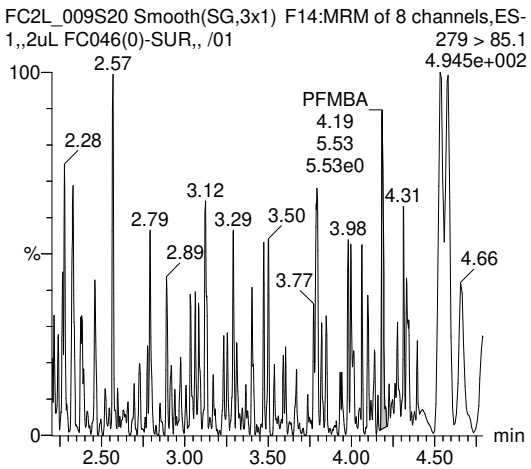

NFDHA

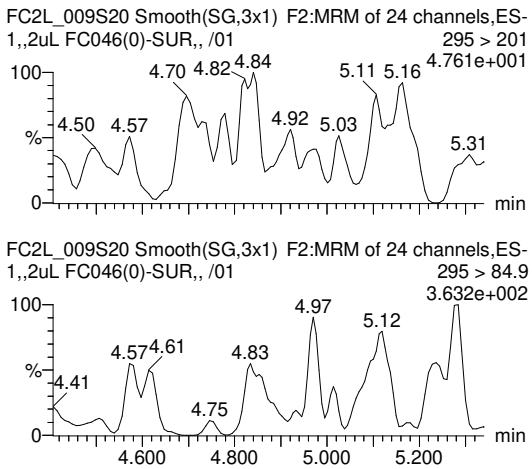

13C4-PFBA

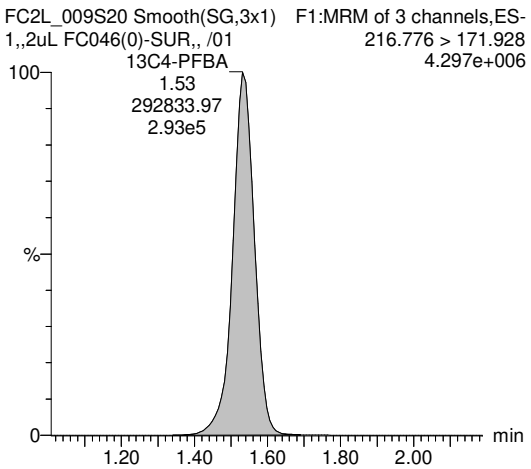

PV by TCH, SV by BRA 14-Jan-22, Conc. & LOD unit = ng for Inst QC, ng/mL for SPM, ng/L for samples

Quantify Sample Report **MassLynx MassLynx V4.1 SCN909**
SGS Axys Analytical Services, Ltd.

Dataset: G:\Masslynx\Inst_L\PFAS\quanfile\FC2L_009-b.qld

Last Altered: Wednesday, January 12, 2022 10:02:34 Pacific Standard Time
Printed: Friday, January 14, 2022 09:43:44 Pacific Standard Time

ID: FC046(0)-SUR,, /01, Name: FC2L_009S20, Description: 1,,2uL, Date: 11-Jan-2022, Time: 16:29:16

13C5-PFPeA

FC2L_009S20 Smooth(SG,3x1) F14:MRM of 8 channels,ES-
1,,2uL FC046(0)-SUR,, /01 268.16 > 223.035
2.124e+006

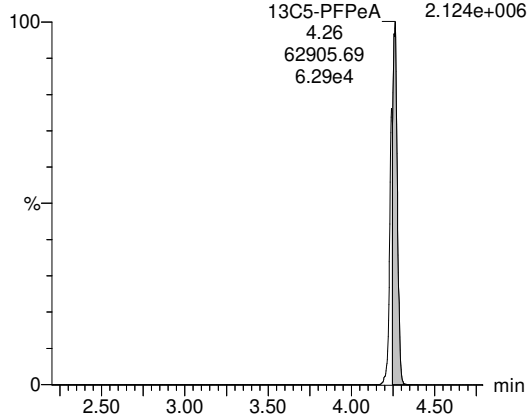

13C5-PFHxA

FC2L_009S20 Smooth(SG,3x1) F2:MRM of 24 channels,ES-
1,,2uL FC046(0)-SUR,, /01 318.029 > 272.993
1.356e+006

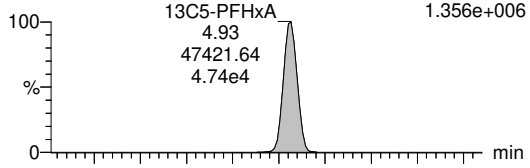

FC2L_009S20 Smooth(SG,3x1) F2:MRM of 24 channels,ES-
1,,2uL FC046(0)-SUR,, /01 318.029 > 120.341
6.781e+004

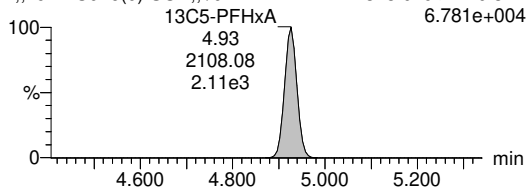

13C4-PFHpA

FC2L_009S20 Smooth(SG,3x1) F13:MRM of 7 channels,ES-
1,,2uL FC046(0)-SUR,, /01 367.086 > 322.004
1.508e+006

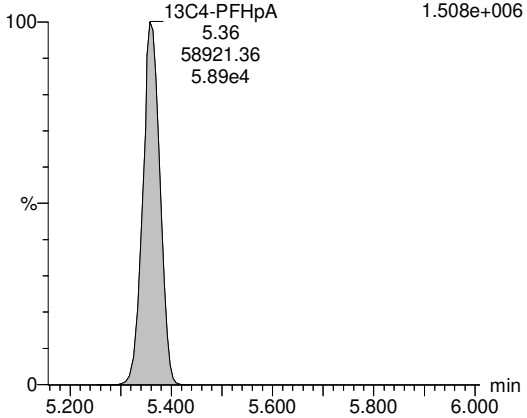

13C8-PFOA

FC2L_009S20 Smooth(SG,3x1) F3:MRM of 12 channels,ES-
1,,2uL FC046(0)-SUR,, /01 421.096 > 376.022
1.066e+006

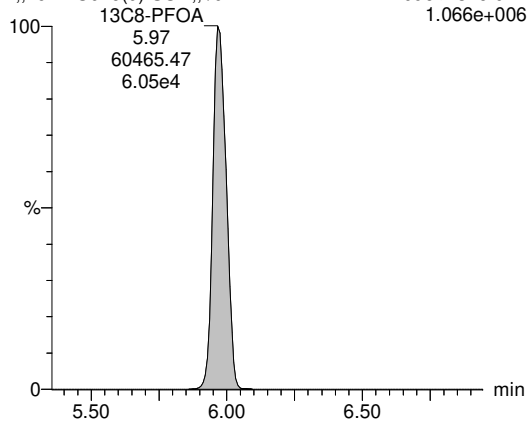

13C9-PFNA

FC2L_009S20 Smooth(SG,3x1) F4:MRM of 7 channels,ES-
1,,2uL FC046(0)-SUR,, /01 472.096 > 427.014
5.305e+005

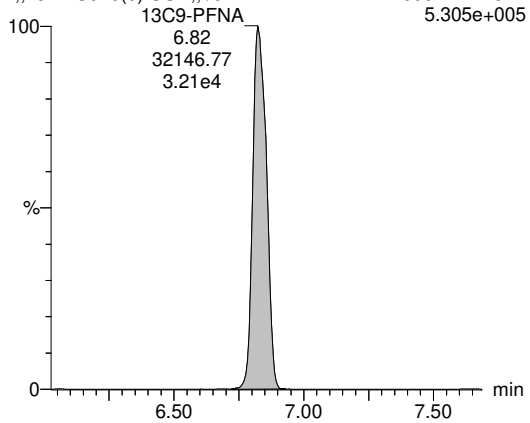

13C6-PFDA

FC2L_009S20 Smooth(SG,3x1) F5:MRM of 15 channels,ES-
1,,2uL FC046(0)-SUR,, /01 519.147 > 474.058
7.135e+005

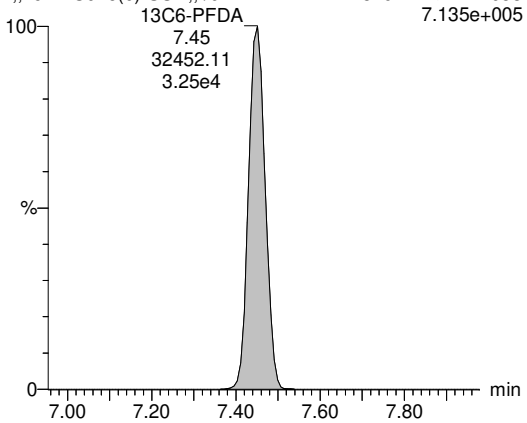

PV by TCH, SV by BRA 14-Jan-22, Conc. & LOD unit = ng for Inst QC, ng/mL for SPM, ng/L for samples

Quantify Sample Report **MassLynx MassLynx V4.1 SCN909**
SGS Axys Analytical Services, Ltd.

Dataset: G:\Masslynx\Inst_L\PFAS\quanfile\FC2L_009-b.qld

Last Altered: Wednesday, January 12, 2022 10:02:34 Pacific Standard Time
Printed: Friday, January 14, 2022 09:43:44 Pacific Standard Time

ID: FC046(0)-SUR,, /01, Name: FC2L_009S20, Description: 1,,2uL, Date: 11-Jan-2022, Time: 16:29:16

13C7-PFUnA

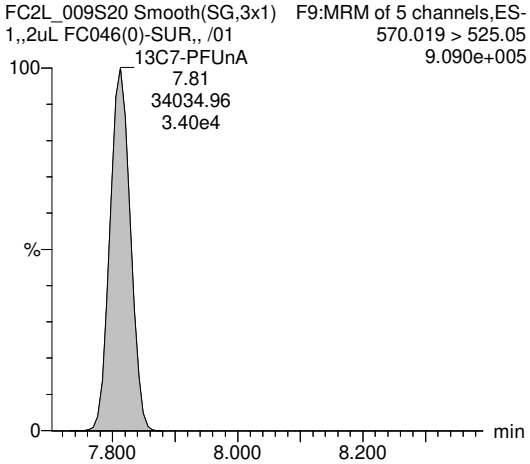

13C2-PFDoA

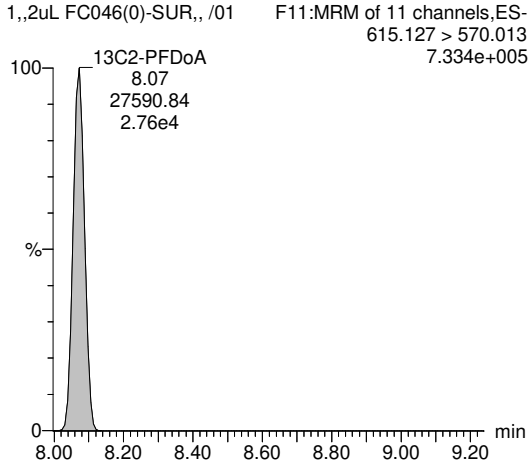

13C2-PFTeDA

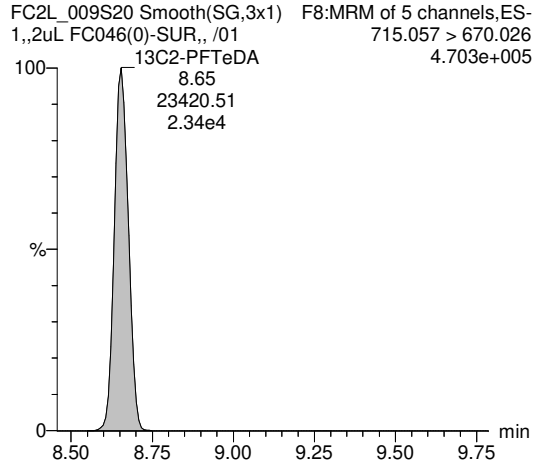

13C3-PFBS

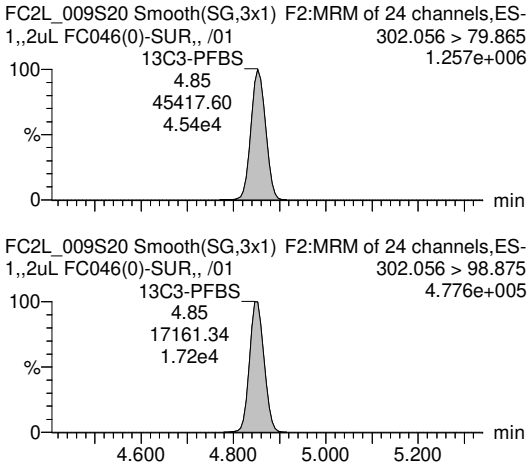

13C3-PFHxS

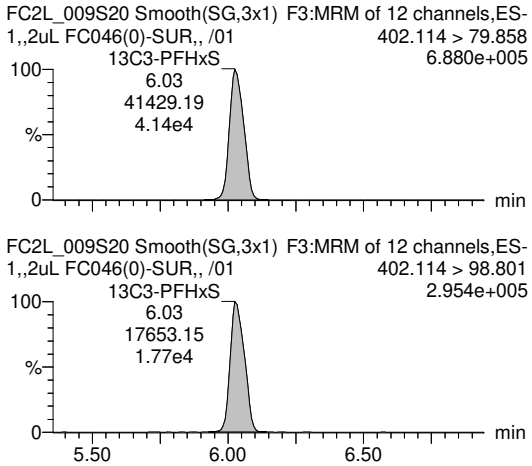

13C8-PFOS

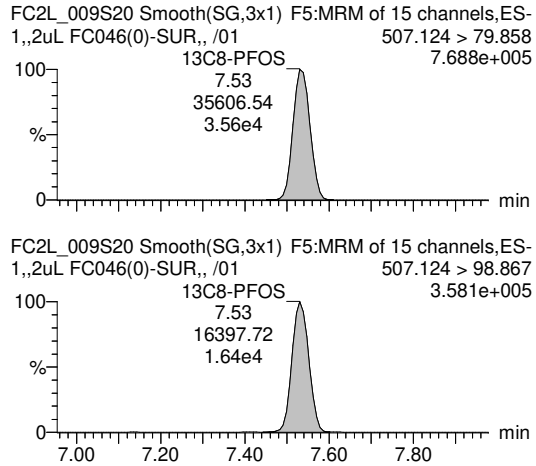

PV by TCH, SV by BRA 14-Jan-22, Conc. & LOD unit = ng for Inst QC, ng/mL for SPM, ng/L for samples

Quantify Sample Report **MassLynx MassLynx V4.1 SCN909**
SGS Axys Analytical Services, Ltd.

Dataset: G:\Masslynx\Inst_L\PFAS\quanfile\FC2L_009-b.qld

Last Altered: Wednesday, January 12, 2022 10:02:34 Pacific Standard Time
Printed: Friday, January 14, 2022 09:43:44 Pacific Standard Time

ID: FC046(0)-SUR,, /01, Name: FC2L_009S20, Description: 1,,2uL, Date: 11-Jan-2022, Time: 16:29:16

13C2-4:2 FTS

FC2L_009S20 Smooth(SG,3x1) F2:MRM of 24 channels,ES-
1,,2uL FC046(0)-SUR,, /01 329.084 > 80.9
1.437e+006

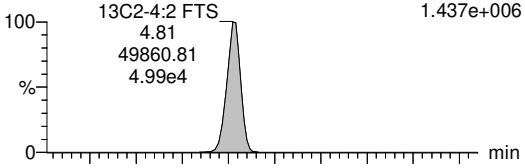

FC2L_009S20 Smooth(SG,3x1) F2:MRM of 24 channels,ES-
1,,2uL FC046(0)-SUR,, /01 329.084 > 309.024
8.437e+005

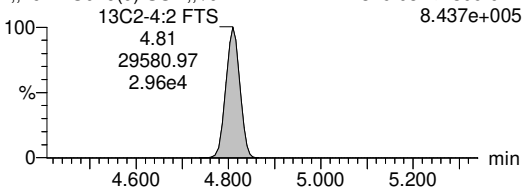

13C2-6:2 FTS

FC2L_009S20 Smooth(SG,3x1) F12:MRM of 6 channels,ES-
1,,2uL FC046(0)-SUR,, /01 429.078 > 80.900
8.080e+005



FC2L_009S20 Smooth(SG,3x1) F12:MRM of 6 channels,ES-
1,,2uL FC046(0)-SUR,, /01 429.078 > 409.031
3.749e+005



13C2-8:2 FTS

FC2L_009S20 Smooth(SG,3x1) F6:MRM of 4 channels,ES-
1,,2uL FC046(0)-SUR,, /01 529.1351 > 80.900
1.032e+006

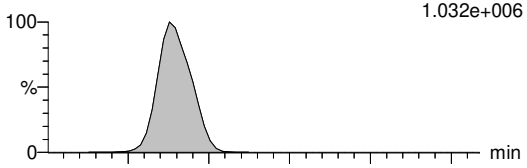

FC2L_009S20 Smooth(SG,3x1) F6:MRM of 4 channels,ES-
1,,2uL FC046(0)-SUR,, /01 529.135 > 509.003
3.286e+005

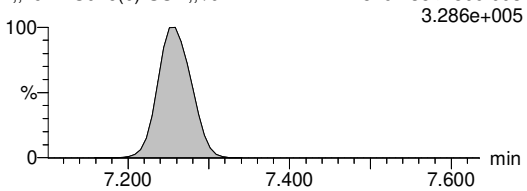

13C8-PFOSA

1,,2uL FC046(0)-SUR,, /01 F11:MRM of 11 channels,ES-
506.14 > 77.841
1.232e+006

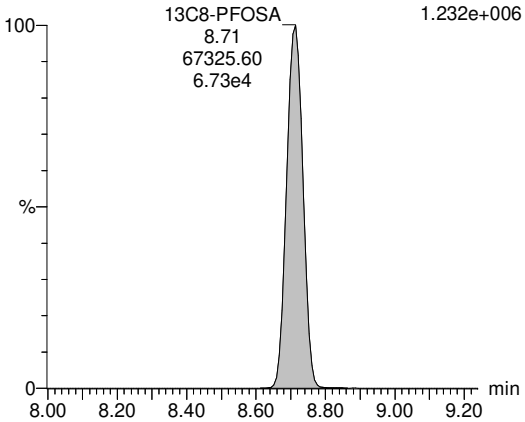

D3-N-MeFOSA

1,,2uL FC046(0)-SUR,, /01 F10:MRM of 10 channels,ES-
514.956 > 218.974
2.416e+005

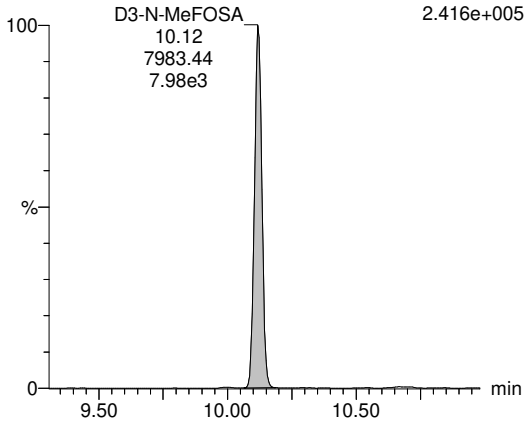

D5-N-EtFOSA

1,,2uL FC046(0)-SUR,, /01 F10:MRM of 10 channels,ES-
531.112 > 218.984
2.234e+005

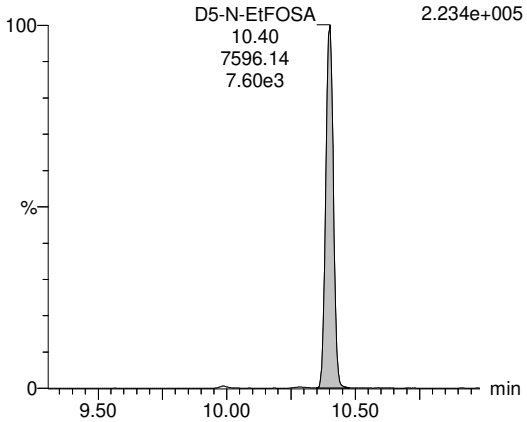

PV by TCH, SV by BRA 14-Jan-22, Conc. & LOD unit = ng for Inst QC, ng/mL for SPM, ng/L for samples

Quantify Sample Report **MassLynx MassLynx V4.1 SCN909**
SGS Axys Analytical Services, Ltd.

Dataset: G:\Masslynx\Inst_L\PFAS\quanfile\FC2L_009-b.qld

Last Altered: Wednesday, January 12, 2022 10:02:34 Pacific Standard Time
Printed: Friday, January 14, 2022 09:43:44 Pacific Standard Time

ID: FC046(0)-SUR,, /01, Name: FC2L_009S20, Description: 1,,2uL, Date: 11-Jan-2022, Time: 16:29:16

D3-MeFOSAA

FC2L_009S20 Smooth(SG,3x1) F5:MRM of 15 channels,ES-
1,,2uL FC046(0)-SUR,, /01 573.153 > 418.99
6.305e+005

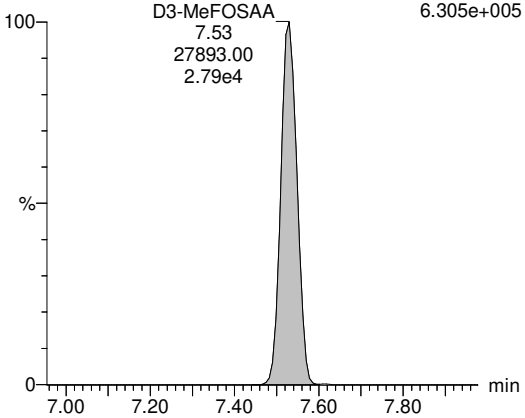

D5-EtFOSAA

FC2L_009S20 Smooth(SG,3x1) F7:MRM of 3 channels,ES-
1,,2uL FC046(0)-SUR,, /01 589.245 > 418.971
5.702e+005

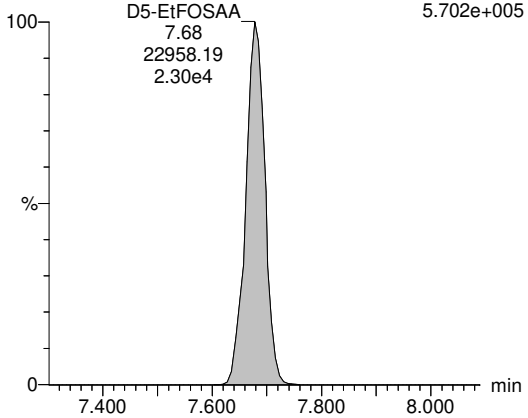

D7-N-MeFOSE

1,,2uL FC046(0)-SUR,, /01 F10:MRM of 10 channels,ES-
623.156 > 58.896
1.415e+007

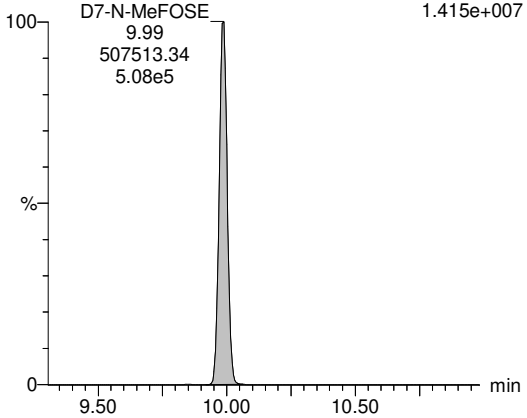

D9-N-EtFOSE

1,,2uL FC046(0)-SUR,, /01 F10:MRM of 10 channels,ES-
639.184 > 58.897
1.686e+007

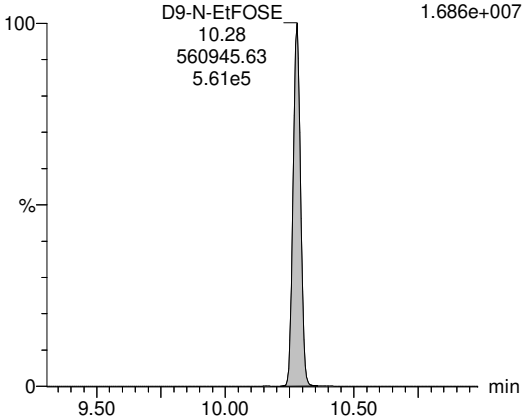

13C3-HFPO-DA

FC2L_009S20 Smooth(SG,3x1) F2:MRM of 24 channels,ES-
1,,2uL FC046(0)-SUR,, /01 286.8631 > 168.8861
2.460e+006

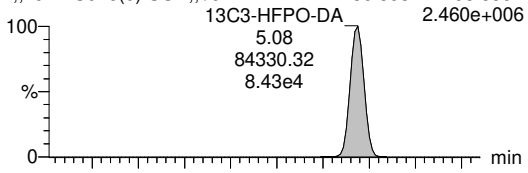

FC2L_009S20 Smooth(SG,3x1) F2:MRM of 24 channels,ES-
1,,2uL FC046(0)-SUR,, /01 286.8631 > 184.8888
4.538e+005

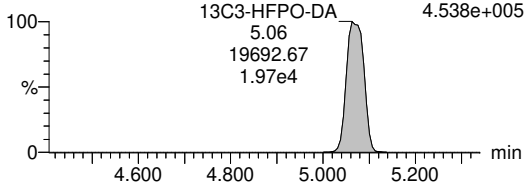

13C3-PFBA

FC2L_009S20 Smooth(SG,3x1) F1:MRM of 3 channels,ES-
1,,2uL FC046(0)-SUR,, /01 216.029 > 171.97
1.781e+006

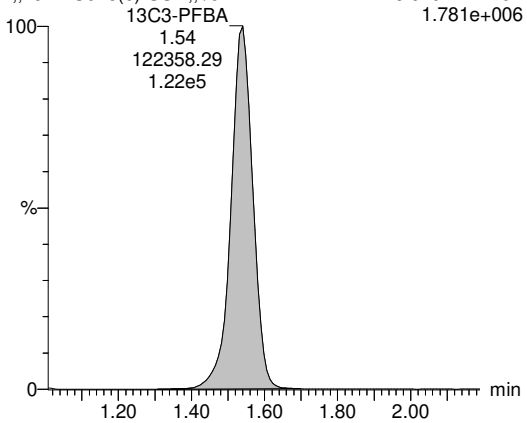

PV by TCH, SV by BRA 14-Jan-22, Conc. & LOD unit = ng for Inst QC, ng/mL for SPM, ng/L for samples

Quantify Sample Report **MassLynx MassLynx V4.1 SCN909**
SGS Axys Analytical Services, Ltd.

Dataset: G:\Masslynx\Inst_L\PFAS\quanfile\FC2L_009-b.qld

Last Altered: Wednesday, January 12, 2022 10:02:34 Pacific Standard Time
Printed: Friday, January 14, 2022 09:43:44 Pacific Standard Time

ID: FC046(0)-SUR,, /01, Name: FC2L_009S20, Description: 1,,2uL, Date: 11-Jan-2022, Time: 16:29:16

13C2-PFHxA

FC2L_009S20 Smooth(SG,3x1) F2:MRM of 24 channels,ES-
1,,2uL FC046(0)-SUR,, /01 315.083 > 269.984
2.098e+006

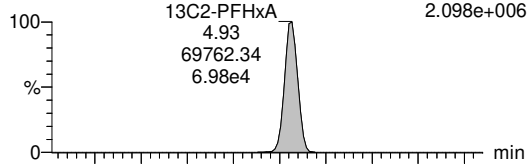

FC2L_009S20 Smooth(SG,3x1) F2:MRM of 24 channels,ES-
1,,2uL FC046(0)-SUR,, /01 315.083 > 119.359
6.233e+004

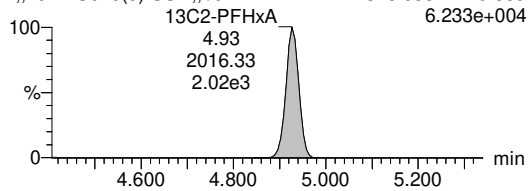

13C4-PFOA

FC2L_009S20 Smooth(SG,3x1) F3:MRM of 12 channels,ES-
1,,2uL FC046(0)-SUR,, /01 417.083 > 171.95
2.960e+005

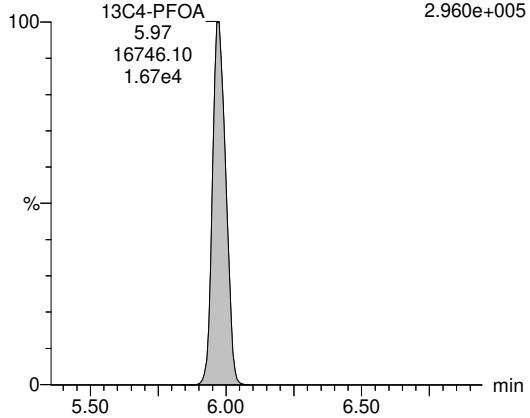

13C5-PFNA

FC2L_009S20 Smooth(SG,3x1) F4:MRM of 7 channels,ES-
1,,2uL FC046(0)-SUR,, /01 468.019 > 423.008
4.561e+005

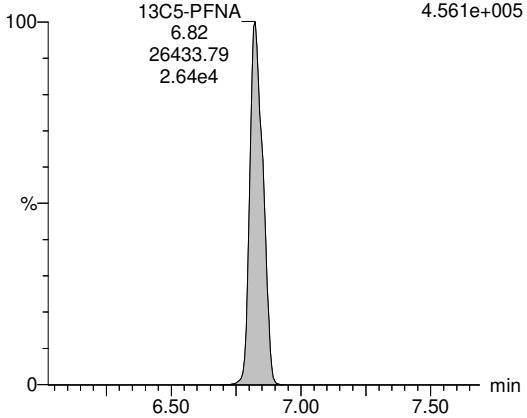

13C2-PFDA

FC2L_009S20 Smooth(SG,3x1) F5:MRM of 15 channels,ES-
1,,2uL FC046(0)-SUR,, /01 515.134 > 470.05
6.978e+005

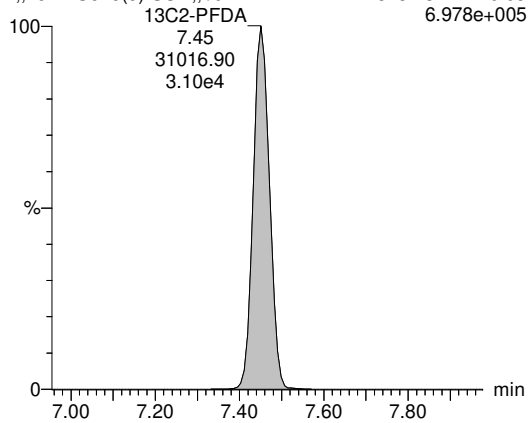

18O2-PFHxS

FC2L_009S20 Smooth(SG,3x1) F3:MRM of 12 channels,ES-
1,,2uL FC046(0)-SUR,, /01 402.984 > 83.895
6.004e+005

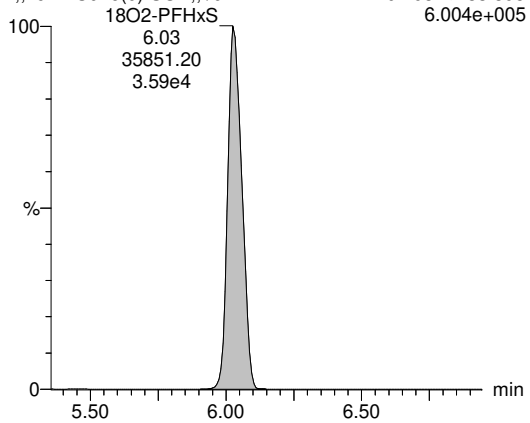

13C4-PFOS

FC2L_009S20 Smooth(SG,3x1) F5:MRM of 15 channels,ES-
1,,2uL FC046(0)-SUR,, /01 502.791 > 79.856
8.102e+005

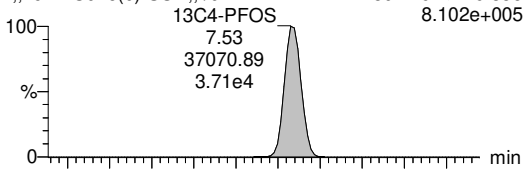

FC2L_009S20 Smooth(SG,3x1) F5:MRM of 15 channels,ES-
1,,2uL FC046(0)-SUR,, /01 502.791 > 98.864
3.882e+005

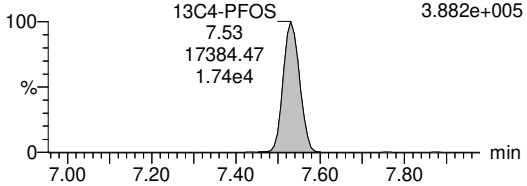

PV by TCH, SV by BRA 14-Jan-22, Conc. & LOD unit = ng for Inst QC, ng/mL for SPM, ng/L for samples

Quantify Sample Report **MassLynx MassLynx V4.1 SCN909**
SGS Axys Analytical Services, Ltd.

Dataset: G:\Masslynx\Inst_L\PFAS\quanfile\FC2L_009-b.qld

Last Altered: Wednesday, January 12, 2022 10:02:34 Pacific Standard Time
Printed: Friday, January 14, 2022 09:43:44 Pacific Standard Time

ID: FC046(0)-SUR,, /01, Name: FC2L_009S20, Description: 1,,2uL, Date: 11-Jan-2022, Time: 16:29:16

13C2-D4-6:2 FTS

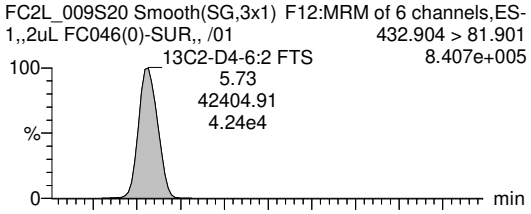

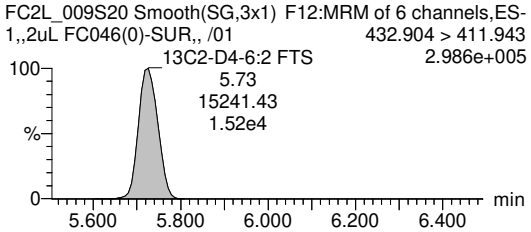

PV by TCH, SV by BRA 14-Jan-22, Conc. & LOD unit = ng for Inst QC, ng/mL for SPM, ng/L for samples

Quantify Sample Report **MassLynx MassLynx V4.1 SCN909**
SGS Axys Analytical Services, Ltd.

Dataset: G:\Masslynx\Inst_L\PFAS\quanfile\FC2L_009-b.qld

Last Altered: Wednesday, January 12, 2022 10:02:34 Pacific Standard Time
Printed: Friday, January 14, 2022 09:43:44 Pacific Standard Time

ID: FC046(0)-SUR,, /01, Name: FC2L_009S20, Description: 1,,2uL, Date: 11-Jan-2022, Time: 16:29:16

#	IS#	Name	RT	Area	Confirm. Ion Area	IS Area	Std. Conc	Conc.	LOD	%Rec	Ratio (Pr...	Ratio	Ratio Fail(Y...	S/N	Noi...	IS Height	Samp. size	F2	Fla...
1	84	PFBA				292834			0.0247						885	4294282	1.000	1.0	
2	85	PFPeA	4.25	275		62906		0.072	0.0351					7	1503	2124319	1.000	1.0	bb
3	86	PFHxA	4.93	197	24	47422		0.039	0.0404		4.85	8.25	YES	3	1939	1355672	1.000	1.0	bd
4	87	PFHpA				58921			0.0091		2.16				504	1507843	1.000	1.0	
5	88	PFOA-I				60465			0.0570		1.96				2962	1065432	1.000	1.0	
6	88	PFOA-II				60465			0.0570		0.00				2962	1065432	1.000	1.0	
7	88	PFOA-III				60465			0.0570		0.00				2962	1065432	1.000	1.0	
8	88	PFOA-IV				60465			0.0570		0.00				2962	1065432	1.000	1.0	
9		PFOA-SUM		0		60465									2962	1065432	1.000	1.0	
10	88	PFOA				60465			0.0570		1.96				2962	1065432	1.000	1.0	
11	89	PFNA-I				32147			0.0267		2.85				967	530318	1.000	1.0	
12	89	PFNA-II				32147			0.0267		0.00				967	530318	1.000	1.0	
13	89	PFNA-III				32147			0.0267		0.00				967	530318	1.000	1.0	
14		PFNA-SUM		0		32147									967	530318	1.000	1.0	
15	89	PFNA				32147			0.0267		2.85				967	530318	1.000	1.0	
16	90	PFDA				32452			0.0300		3.07				1196	713333	1.000	1.0	
17	91	PFUnA				34035			0.0148		4.31				683	908650	1.000	1.0	
18	92	PFDoA	8.07	100	6	27591		0.017	0.0109		7.42	17.13	YES	4	572	732999	1.000	1.0	bd
19	M...	PFTrDA				25506			0.0271		3.08				888	601537	1.000	1.0	
20	93	PFTeDA	8.65	173	57	23421		0.050	0.0229		2.82	3.03	NO	7	536	470074	1.000	1.0	bb
21	94	PFBS				45418			0.0024		2.59				114	1256629	1.000	1.0	
22	95	PFPeS	5.36	0	19	41429		0.000	0.0017		2.24	0.02	YES	0	38	687946	1.000	1.0	bd
23	95	PFHxS-I	6.03	173	68	41429		0.036	0.0010		2.37	2.53	NO	113	26	687946	1.000	1.0	bb
24	95	PFHxS-II				41429			0.0010		3.26				26	687946	1.000	1.0	
25	95	PFHxS-III				41429			0.0010		2.72				26	687946	1.000	1.0	
26		PFHxS-SUM		173		41429		0.036	0.0010						26	687946	1.000	1.0	
27	95	PFHxS	6.03	173	68	41429		0.036	0.0010		2.40	2.53	NO	113	26	687946	1.000	1.0	bb
28	96	PFHpS	6.90	1	6	35607		0.000	0.0006		2.12	0.18	YES	2	18	768511	1.000	1.0	db
29	96	PFOS-I				35607			0.0008		2.42				26	768511	1.000	1.0	
30	96	PFOS-II				35607			0.0008		2.75				26	768511	1.000	1.0	
31	96	PFOS-III				35607			0.0008		8.19				26	768511	1.000	1.0	
32	96	PFOS-IV				35607			0.0008		2.14				26	768511	1.000	1.0	
33		PFOS-SUM		0		35607									26	768511	1.000	1.0	
34	96	PFOS	7.54	43	19	35607		0.010	0.0008		2.54	2.30	NO	43	26	768511	1.000	1.0	bb
35	96	PFNS	7.88	10	8	35607		0.002	0.0009		2.36	1.22	NO	8	26	768511	1.000	1.0	db

PV by TCH, SV by BRA 14-Jan-22, Conc. & LOD unit = ng for Inst QC, ng/mL for SPM, ng/L for samples

Quantify Sample Report **MassLynx MassLynx V4.1 SCN909**
SGS Axys Analytical Services, Ltd.

Dataset: G:\Masslynx\Inst_L\PFAS\quanfile\FC2L_009-b.qld

Last Altered: Wednesday, January 12, 2022 10:02:34 Pacific Standard Time
Printed: Friday, January 14, 2022 09:43:44 Pacific Standard Time

ID: FC046(0)-SUR,, /01, Name: FC2L_009S20, Description: 1,,2uL, Date: 11-Jan-2022, Time: 16:29:16

#	IS#	Name	RT	Area	Confirm. Ion Area	IS Area	Std. Conc	Conc.	LOD	%Rec	Ratio (Pr...	Ratio	Ratio Fail(Y...	S/N	Noi...	IS Height	Samp. size	F2	Fla...
36	96	PFDS	8.08	1	16	35607		0.000	0.0005		2.36	0.06	YES	2	15	768511	1.000	1.0	dd
37	96	PFDoS	8.72	10	8	35607		0.003	0.0004		2.24	1.27	NO	14	8	768511	1.000	1.0	bb
38	97	4:2 FTS	4.82	3	25	49861		0.002	0.0015		0.43	0.10	YES	4	17	1436348	1.000	1.0	bd
39	98	6:2 FTS				40008			0.0018		0.44				12	807708	1.000	1.0	
40	99	8:2 FTS	7.24	4	28	49692		0.005	0.0043		0.57	0.13	YES	7	20	1031754	1.000	1.0	dd
41	100	PFOSA-I	8.74	98		67326		0.015	0.0004					110	15	1232133	1.000	1.0	bb
42	100	PFOSA-II	8.74	98		67326		0.015	0.0004					110	15	1232133	1.000	1.0	bb
43		PFOSA-SUM		195		67326		0.029	0.0008						15	1232133	1.000	1.0	
44	100	PFOSA	8.74	98		67326		0.015	0.0004					110	15	1232133	1.000	1.0	bb
45	101	N-MeFOSA-I				7983			0.0013		0.55				12	241394	1.000	1.0	
46	101	N-MeFOSA-II	9.99	19	17	7983		0.022	0.0013		1.14	1.15	NO	35	12	241394	1.000	1.0	bb
47		N-MeFOSA-SUM		19		7983		0.022	0.0013						12	241394	1.000	1.0	
48	101	N-MeFOSA	9.99	19	17	7983		0.022	0.0013		0.53	1.15	YES	35	12	241394	1.000	1.0	bb
49	102	N-EtFOSA-I	10.42	2	6	7596		0.002	0.0017		0.55	0.34	NO	7	15	223255	1.000	1.0	bb
50	102	N-EtFOSA-II	10.29	11	25	7596		0.012	0.0017		1.28	0.45	YES	16	15	223255	1.000	1.0	bb
51		N-EtFOSA-SUM		13		7596		0.015	0.0035						15	223255	1.000	1.0	
52	102	N-EtFOSA	10.42	2	6	7596		0.002	0.0017		0.53	0.34	NO	7	15	223255	1.000	1.0	bb
53	103	MeFOSAA-I				27893			0.0029		2.01				23	630531	1.000	1.0	
54	103	MeFOSAA-II				27893			0.0029		1.84				23	630531	1.000	1.0	
55	103	MeFOSAA-III				27893			0.0029		0.29				23	630531	1.000	1.0	
56		MeFOSAA-SUM		0		27893									23	630531	1.000	1.0	
57	103	MeFOSAA				27893			0.0029		1.87				23	630531	1.000	1.0	
58	104	EtFOSAA-I				22958			0.0028		1.24				20	569978	1.000	1.0	
59	104	EtFOSAA-II				22958			0.0028		0.34				20	569978	1.000	1.0	
60	104	EtFOSAA-III				22958			0.0028		0.63				20	569978	1.000	1.0	
61		EtFOSAA-SUM		0		22958									20	569978	1.000	1.0	
62	104	EtFOSAA				22958			0.0028		1.09				20	569978	1.000	1.0	
63	105	N-MeFOSE-I				507513			0.0061						316	14143...	1.000	1.0	
64	105	N-MeFOSE-II				507513			0.0061						316	14143...	1.000	1.0	
65	105	N-MeFOSE-III				507513			0.0061						316	14143...	1.000	1.0	
66		N-MeFOSE-SUM		0		507513									316	14143...	1.000	1.0	
67	105	N-MeFOSE				507513			0.0061						316	14143...	1.000	1.0	
68	106	N-EtFOSE-I	10.30	110		560946		0.016	0.0051					7	343	16847...	1.000	1.0	bb
69	106	N-EtFOSE-II				560946			0.0051						343	16847...	1.000	1.0	
70	106	N-EtFOSE-III				560946			0.0051						343	16847...	1.000	1.0	

PV by TCH, SV by BRA 14-Jan-22, Conc. & LOD unit = ng for Inst QC, ng/mL for SPM, ng/L for samples

Quantify Sample Report **MassLynx MassLynx V4.1 SCN909**
SGS Axys Analytical Services, Ltd.

Dataset: G:\Masslynx\Inst_L\PFAS\quanfile\FC2L_009-b.qld

Last Altered: Wednesday, January 12, 2022 10:02:34 Pacific Standard Time
Printed: Friday, January 14, 2022 09:43:44 Pacific Standard Time

ID: FC046(0)-SUR,, /01, Name: FC2L_009S20, Description: 1,,2uL, Date: 11-Jan-2022, Time: 16:29:16

#	IS#	Name	RT	Area	Confirm. Ion Area	IS Area	Std. Conc	Conc.	LOD	%Rec	Ratio (Pr...	Ratio	Ratio Fail(Y...	S/N	Noi...	IS Height	Samp. size	F2	Fla...
71		N-EtFOSE-SUM		110		560946		0.016	0.0051						343	16847...	1.000	1.0	
72	106	N-EtFOSE	10.30	110		560946		0.016	0.0051					7	343	16847...	1.000	1.0	bb
73	107	HFPO-DA				84330			0.0010		2.87				22	2460122	1.000	1.0	
74	107	ADONA	5.55	21	14	84330		0.001	0.0005		1.08	1.53	NO	9	65	2460122	1.000	1.0	bb
75	107	9Cl-PF3ONS				84330			0.0002		3.20				7	2460122	1.000	1.0	
76	107	11Cl-PF3OUdS				84330			0.0017		3.13				38	2460122	1.000	1.0	
77	85	3:3 FTCA	3.94	2	167	62906		0.008	0.0212		1.75	0.01	YES	3	62	2124319	1.000	1.0	bb
78	86	5:3 FTCA				47422			0.0461		1.20				358	1355672	1.000	1.0	
79	86	7:3 FTCA				47422			0.0227		0.71				103	1355672	1.000	1.0	
80	86	PFEESA				47422			0.0002		9.28				22	1355672	1.000	1.0	
81	85	PFMPA	2.60	51		62906		0.009	0.0043					3	280	2124319	1.000	1.0	bb
82	85	PFMBA	4.19	6		62906		0.001	0.0007					7	63	2124319	1.000	1.0	bb
83	86	NFDHA				47422			0.0104		0.94				20	1355672	1.000	1.0	
84	108	13C4-PFBA	1.53	292834		122358	40.000	41.912	0.0012	104.8				107...	40	1779076	1.000	1.0	bb
85	109	13C5-PFPeA	4.26	62906		69762	20.000	10.969	0.6888	54.8				54	39...	2097579	1.000	1.0	dd
86	109	13C5-PFHxA	4.93	47422	2108	69762	10.000	9.720	0.0002	97.2	23.32	22.50	NO	141...	10	2097579	1.000	1.0	bb
87	110	13C4-PFHpA	5.36	58921		16746	10.000	10.610	0.0184	106.1				2508	601	295919	1.000	1.0	bd
88	110	13C8-PFOA	5.97	60465		16746	10.000	9.687	0.0004	96.9				771...	14	295919	1.000	1.0	bb
89	111	13C9-PFNA	6.82	32147		26434	5.000	5.300	0.0028	106.0				5482	97	456083	1.000	1.0	bb
90	112	13C6-PFDA	7.45	32452		31017	5.000	5.198	0.0009	104.0				171...	42	697763	1.000	1.0	bb
91	112	13C7-PFUnA	7.81	34035		31017	5.000	5.024	0.0013	100.5				141...	64	697763	1.000	1.0	bb
92	112	13C2-PFDoA	8.07	27591		31017	5.000	4.731	0.0010	94.6				165...	44	697763	1.000	1.0	bb
93	112	13C2-PFTeDA	8.65	23421		31017	5.000	4.579	0.0024	91.6				5199	90	697763	1.000	1.0	bb
94	113	13C3-PFBS	4.85	45418	17161	35851	10.030	10.188	0.0021	101.6	2.73	2.65	NO	236...	53	600315	1.000	1.0	bb
95	113	13C3-PFHxS	6.03	41429	17653	35851	10.015	10.187	0.0006	101.7	2.38	2.35	NO	543...	13	600315	1.000	1.0	bb
96	114	13C8-PFOS	7.53	35607	16398	37071	10.062	10.577	0.0026	105.1	2.33	2.17	NO	119...	64	810124	1.000	1.0	bb
97	115	13C2-4:2 FTS	4.81	49861	29581	42405	20.168	21.480	0.0026	106.5	1.62	1.69	NO	360...	40	840564	1.000	1.0	bb
98	115	13C2-6:2 FTS	5.73	40008	18753	42405	19.998	20.771	0.0034	103.9	1.88	2.13	NO	186...	43	840564	1.000	1.0	bb
99	115	13C2-8:2 FTS	7.25	49692	15887	42405	20.040	16.306	0.0015	81.4	3.76	3.13	NO	339...	30	840564	1.000	1.0	bb
1...	114	13C8-PFOSA	8.71	67326		37071	10.000	9.995	0.0014	99.9				180...	68	810124	1.000	1.0	bd
1...	114	D3-N-MeFOSA	10.12	7983		37071	10.000	7.737	0.0065	77.4				4962	49	810124	1.000	1.0	bb
1...	114	D5-N-EtFOSA	10.40	7596		37071	10.000	7.346	0.0056	73.5				5317	42	810124	1.000	1.0	bb
1...	115	D3-MeFOSAA	7.53	27893		42405	22.500	13.774	0.0043	61.2				110...	57	840564	1.000	1.0	dd
1...	115	D5-EtFOSAA	7.68	22958		42405	20.000	13.811	0.0069	69.1				7541	76	840564	1.000	1.0	bb
1...	114	D7-N-MeFOSE	9.99	507513		37071	100.000	73.960	0.0090	74.0				315...	449	810124	1.000	1.0	bb

PV by TCH, SV by BRA 14-Jan-22, Conc. & LOD unit = ng for Inst QC, ng/mL for SPM, ng/L for samples

Quantify Sample Report **MassLynx MassLynx V4.1 SCN909**
SGS Axys Analytical Services, Ltd.

Dataset: G:\Masslynx\Inst_L\PFAS\quanfile\FC2L_009-b.qld

Last Altered: Wednesday, January 12, 2022 10:02:34 Pacific Standard Time
Printed: Friday, January 14, 2022 09:43:44 Pacific Standard Time

ID: FC046(0)-SUR,, /01, Name: FC2L_009S20, Description: 1,,2uL, Date: 11-Jan-2022, Time: 16:29:16

#	IS#	Name	RT	Area	Confirm. Ion Area	IS Area	Std. Conc	Conc.	LOD	%Rec	Ratio (Pr...	Ratio	Ratio Fail(Y...	S/N	Noi...	IS Height	Samp. size	F2	Fla...
1...	114	D9-N-EtFOSE	10.28	560946		37071	100.000	63.197	0.0086	63.2				304...	553	810124	1.000	1.0	bb
1...	109	13C3-HFPO-DA	5.08	84330	19693	69762	40.000	37.048	0.0008	92.6	2.64	4.28	YES	130...	19	2097579	1.000	1.0	bb
1...		13C3-PFBA	1.54	122358			20.000	24.855	0.0028	124.3				266...	67		1.000	1.0	bb
1...		13C2-PFHxA	4.93	69762	2016		10.000	12.766	0.0011	127.7	35.50	34.60	NO	356...	59		1.000	1.0	bb
110		13C4-PFOA	5.97	16746			10.000	12.754	0.0034	127.5				113...	26		1.000	1.0	bb
111		13C5-PFNA	6.82	26434			5.000	5.714	0.0011	114.3				155...	29		1.000	1.0	dd
112		13C2-PFDA	7.45	31017			5.000	6.009	0.0016	120.2				111...	63		1.000	1.0	bb
113		18O2-PFHxS	6.03	35851			10.050	12.608	0.0054	125.5				6953	86		1.000	1.0	bb
114		13C4-PFOS	7.53	37071	17384		10.150	12.007	0.0005	118.3	2.17	2.13	NO	788...	10		1.000	1.0	bb
115		13C2-D4-6:2 F...	5.73	42405	15241		20.000	66.127	0.0023	330.6	2.50	2.78	NO	867...	10		1.000	1.0	bb

PV by TCH, SV by BRA 14-Jan-22, Conc. & LOD unit = ng for Inst QC, ng/mL for SPM, ng/L for samples

Quantify Sample Report **MassLynx MassLynx V4.1 SCN909**
SGS Axys Analytical Services, Ltd.

Dataset: G:\Masslynx\Inst_L\PFAS\quanfile\FC2L_009-b.qld

Last Altered: Wednesday, January 12, 2022 10:02:34 Pacific Standard Time
Printed: Friday, January 14, 2022 09:57:44 Pacific Standard Time

Method: G:\Masslynx\Master Methods\MassLynx SCN 909\UPLC\FC_110_UPLC_15DoD.mdb 10 Jun 2021 10:20:13
Calibration: G:\Masslynx\Inst_L\PFAS\curve\FC1L_080-A6.cdb 09 Jun 2021 14:38:41

ID: FC046E2-CAL,, /01, Name: FC2L_009S31, Description: 1,,2uL, Date: 11-Jan-2022, Time: 18:56:14

PFBA

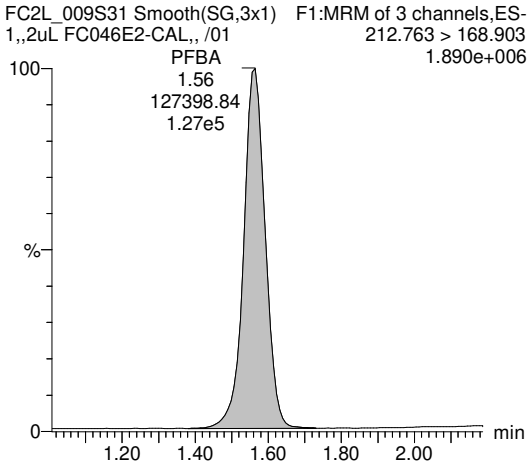

PFPeA

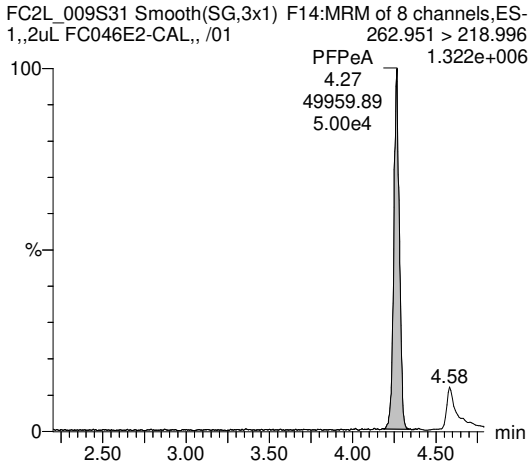

PFHxA

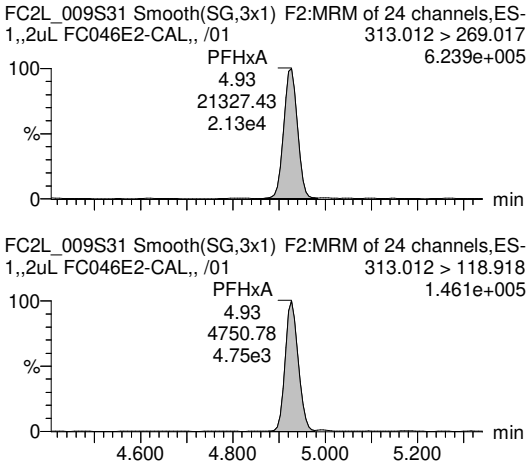

PFHpA

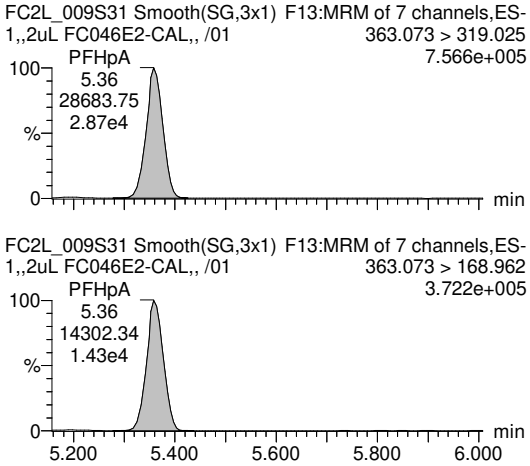

PFOA-I

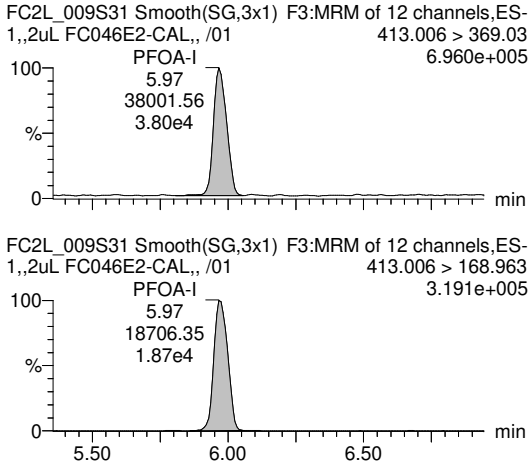

PFOA-II

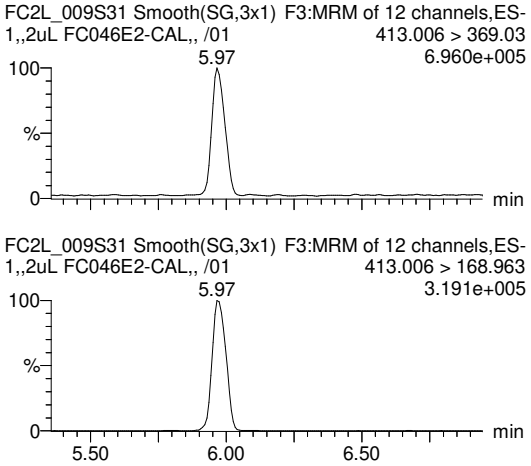

PV by TCH, SV by BRA 14-Jan-22, Conc. & LOD unit = ng for Inst QC, ng/mL for SPM, ng/L for samples

Quantify Sample Report **MassLynx MassLynx V4.1 SCN909**
SGS Axys Analytical Services, Ltd.

Dataset: G:\Masslynx\Inst_L\PFAS\quanfile\FC2L_009-b.qld

Last Altered: Wednesday, January 12, 2022 10:02:34 Pacific Standard Time
Printed: Friday, January 14, 2022 09:57:44 Pacific Standard Time

ID: FC046E2-CAL,, /01, Name: FC2L_009S31, Description: 1,,2uL, Date: 11-Jan-2022, Time: 18:56:14

PFOA-III

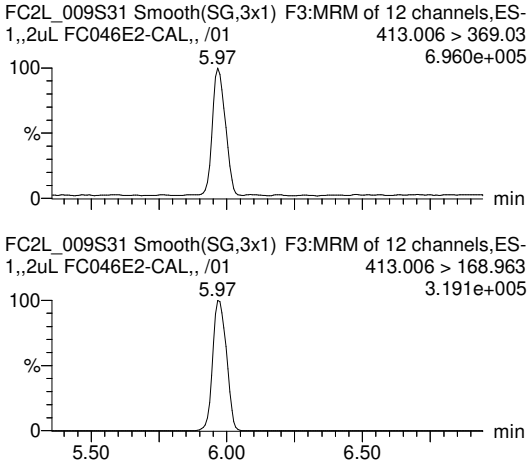

PFOA-IV

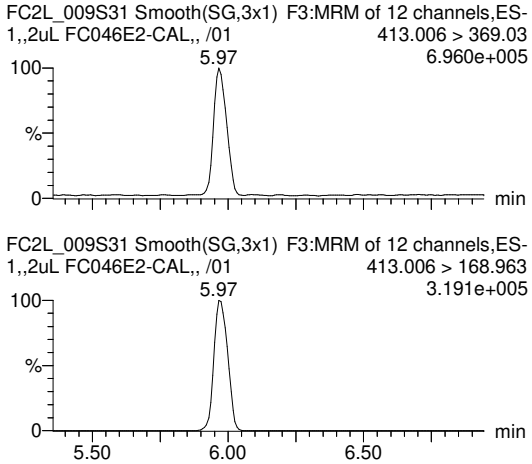

PFOA-SUM

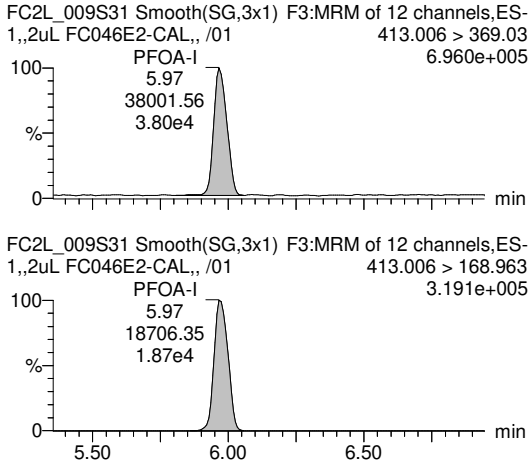

PFOA

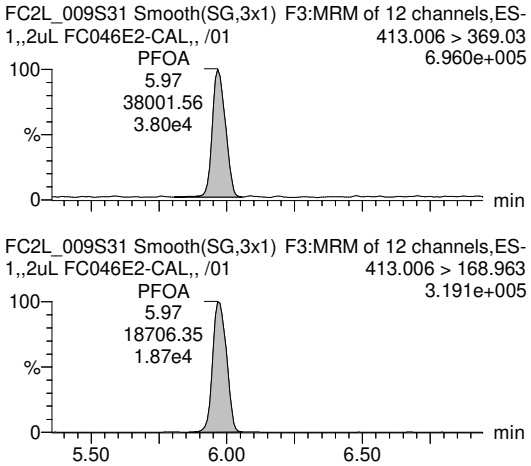

PFNA-I

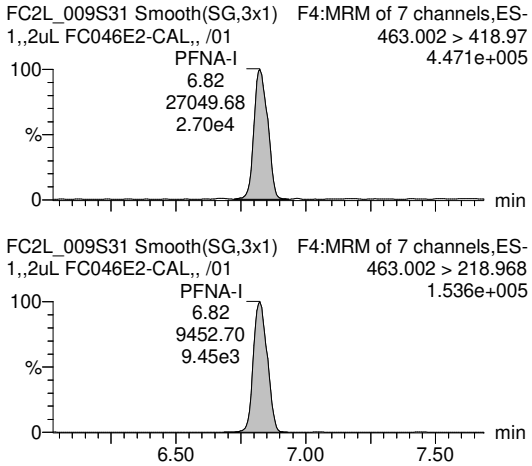

PFNA-II

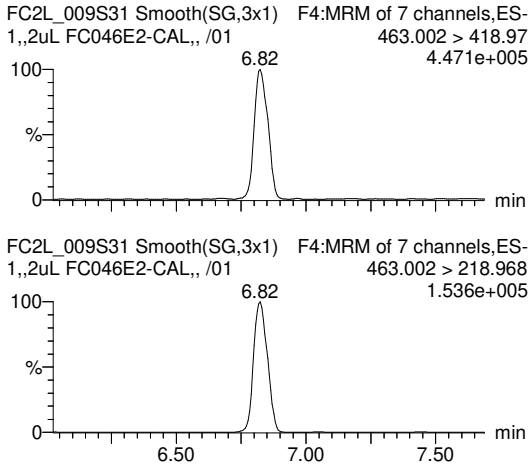

PV by TCH, SV by BRA 14-Jan-22, Conc. & LOD unit = ng for Inst QC, ng/mL for SPM, ng/L for samples

Quantify Sample Report **MassLynx MassLynx V4.1 SCN909**
SGS Axys Analytical Services, Ltd.

Dataset: G:\Masslynx\Inst_L\PFAS\quanfile\FC2L_009-b.qld

Last Altered: Wednesday, January 12, 2022 10:02:34 Pacific Standard Time
Printed: Friday, January 14, 2022 09:57:44 Pacific Standard Time

ID: FC046E2-CAL,, /01, Name: FC2L_009S31, Description: 1,,2uL, Date: 11-Jan-2022, Time: 18:56:14

PFNA-III

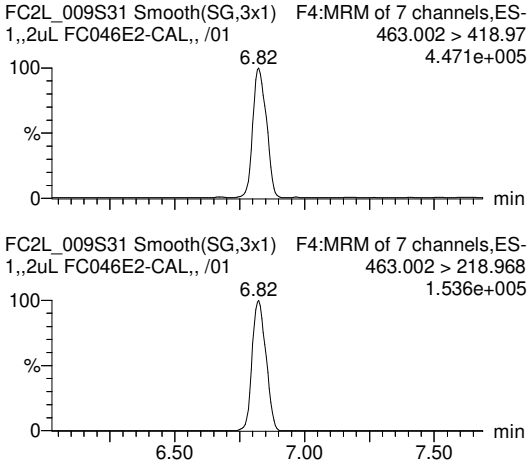

PFNA-SUM

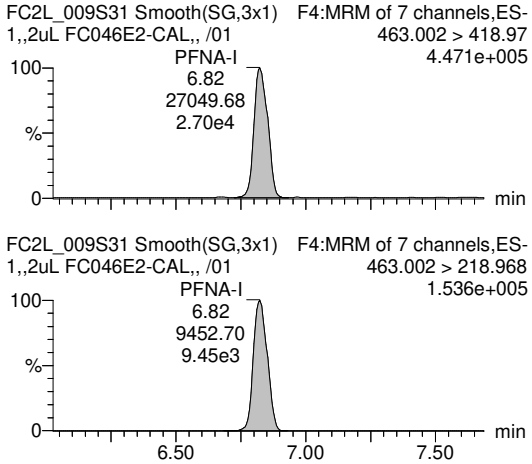

PFNA

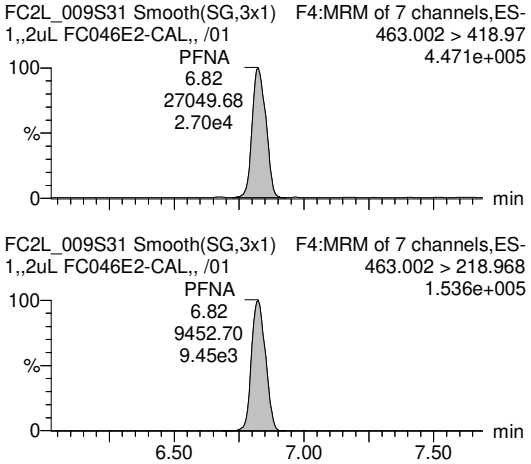

PFDA

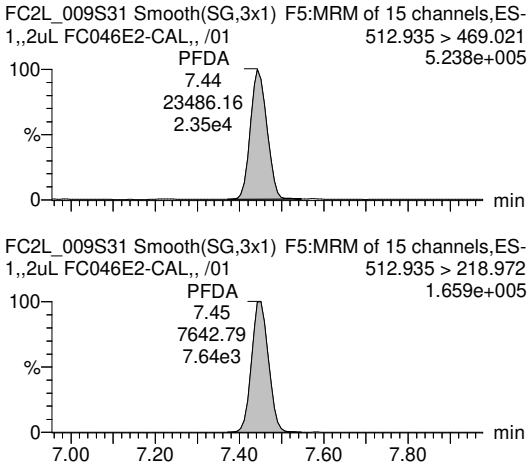

PFUnA

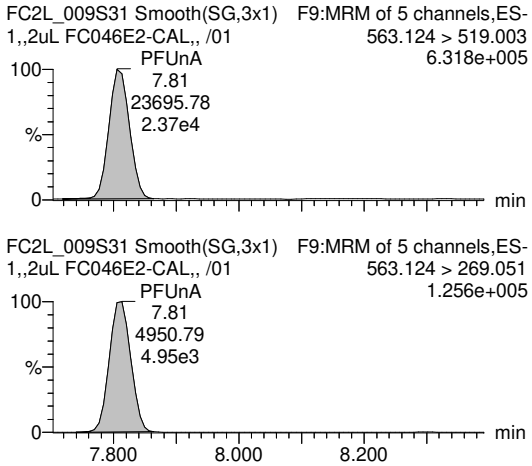

PFDoA

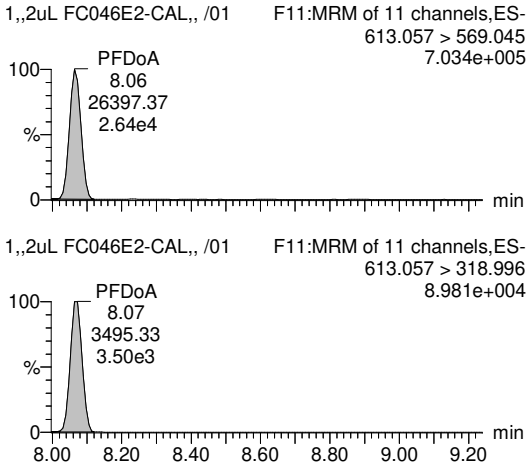

PV by TCH, SV by BRA 14-Jan-22, Conc. & LOD unit = ng for Inst QC, ng/mL for SPM, ng/L for samples

Quantify Sample Report **MassLynx MassLynx V4.1 SCN909**
SGS Axys Analytical Services, Ltd.

Dataset: G:\Masslynx\Inst_L\PFAS\quanfile\FC2L_009-b.qld

Last Altered: Wednesday, January 12, 2022 10:02:34 Pacific Standard Time
Printed: Friday, January 14, 2022 09:57:44 Pacific Standard Time

ID: FC046E2-CAL,, /01, Name: FC2L_009S31, Description: 1,,2uL, Date: 11-Jan-2022, Time: 18:56:14

PFTrDA

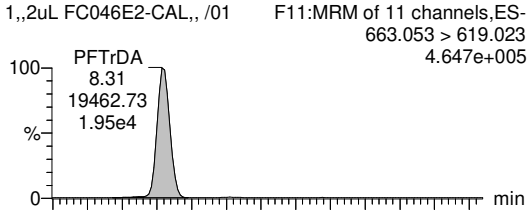

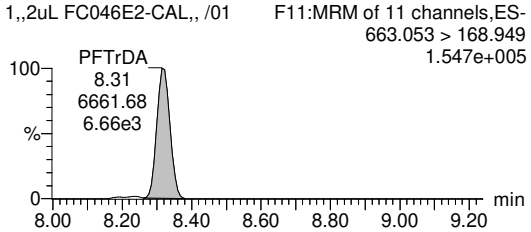

PFTeDA

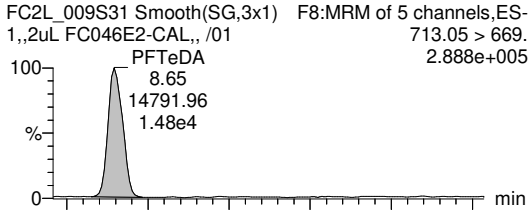



PFBS

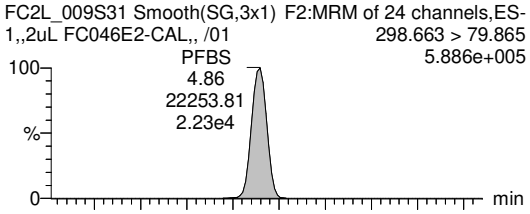

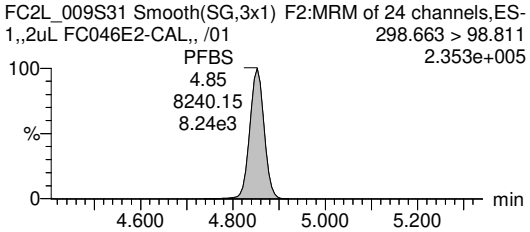

PFPeS

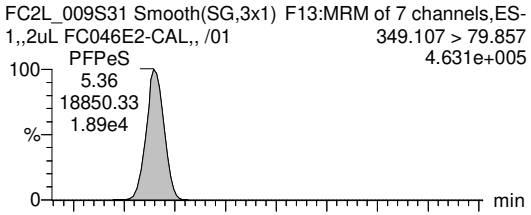

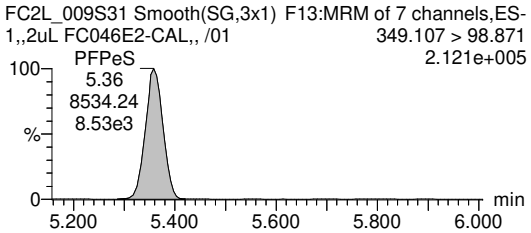

PFHxS-I

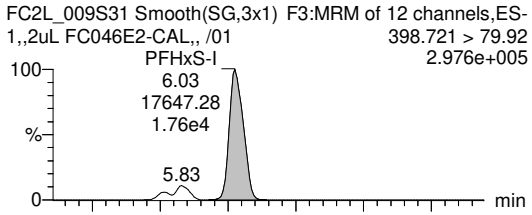

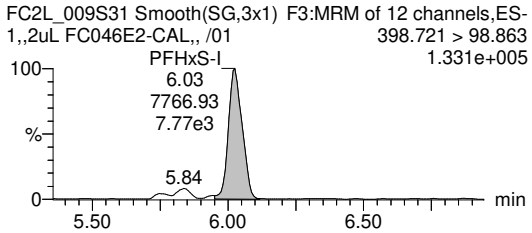

PFHxS-II

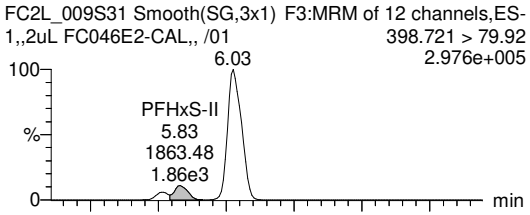

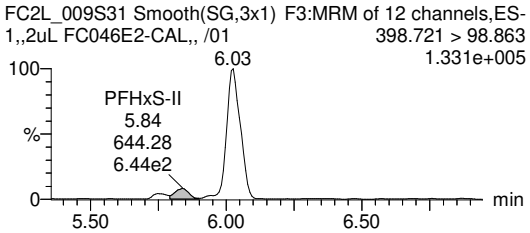

PV by TCH, SV by BRA 14-Jan-22, Conc. & LOD unit = ng for Inst QC, ng/mL for SPM, ng/L for samples

Quantify Sample Report **MassLynx MassLynx V4.1 SCN909**
SGS Axys Analytical Services, Ltd.

Dataset: G:\Masslynx\Inst_L\PFAS\quanfile\FC2L_009-b.qld

Last Altered: Wednesday, January 12, 2022 10:02:34 Pacific Standard Time
Printed: Friday, January 14, 2022 09:57:44 Pacific Standard Time

ID: FC046E2-CAL,, /01, Name: FC2L_009S31, Description: 1,,2uL, Date: 11-Jan-2022, Time: 18:56:14

PFHxS-III

FC2L_009S31 Smooth(SG,3x1) F3:MRM of 12 channels,ES-
1,,2uL FC046E2-CAL,, /01 398.721 > 79.92
2.976e+005

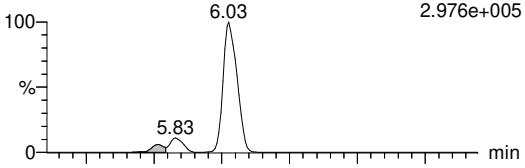

FC2L_009S31 Smooth(SG,3x1) F3:MRM of 12 channels,ES-
1,,2uL FC046E2-CAL,, /01 398.721 > 98.863
1.331e+005

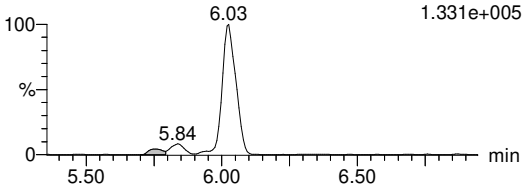

PFHxS-SUM

FC2L_009S31 Smooth(SG,3x1) F3:MRM of 12 channels,ES-
1,,2uL FC046E2-CAL,, /01 398.721 > 79.92
2.976e+005

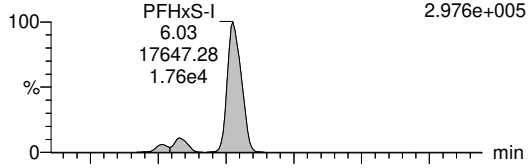

FC2L_009S31 Smooth(SG,3x1) F3:MRM of 12 channels,ES-
1,,2uL FC046E2-CAL,, /01 398.721 > 98.863
1.331e+005

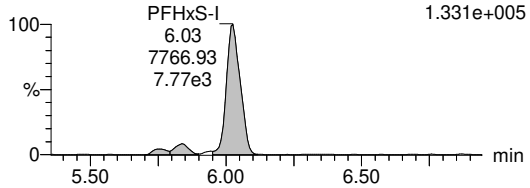

PFHxS

FC2L_009S31 Smooth(SG,3x1) F3:MRM of 12 channels,ES-
1,,2uL FC046E2-CAL,, /01 398.721 > 79.92
2.976e+005

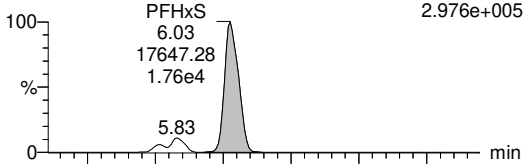

FC2L_009S31 Smooth(SG,3x1) F3:MRM of 12 channels,ES-
1,,2uL FC046E2-CAL,, /01 398.721 > 98.863
1.331e+005

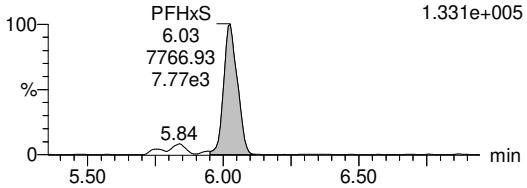

PFHpS

FC2L_009S31 Smooth(SG,3x1) F4:MRM of 7 channels,ES-
1,,2uL FC046E2-CAL,, /01 449.036 > 79.857
2.733e+005

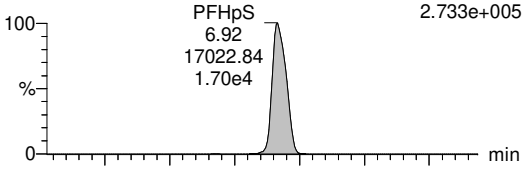

FC2L_009S31 Smooth(SG,3x1) F4:MRM of 7 channels,ES-
1,,2uL FC046E2-CAL,, /01 449.036 > 98.8
1.309e+005

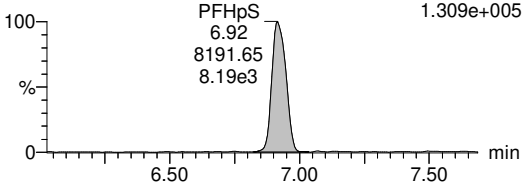

PFOS-I

FC2L_009S31 Smooth(SG,3x1) F5:MRM of 15 channels,ES-
1,,2uL FC046E2-CAL,, /01 498.906 > 79.856
3.263e+005

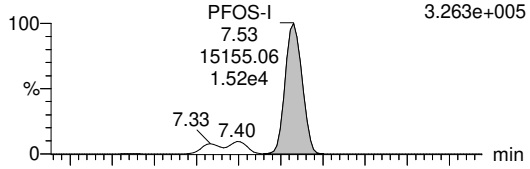

FC2L_009S31 Smooth(SG,3x1) F5:MRM of 15 channels,ES-
1,,2uL FC046E2-CAL,, /01 498.906 > 98.801
1.379e+005

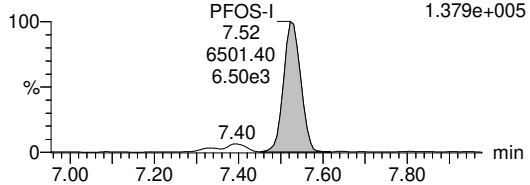

PFOS-II

FC2L_009S31 Smooth(SG,3x1) F5:MRM of 15 channels,ES-
1,,2uL FC046E2-CAL,, /01 498.906 > 79.856
3.263e+005

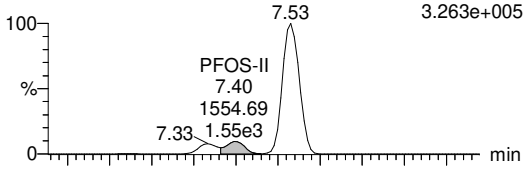

FC2L_009S31 Smooth(SG,3x1) F5:MRM of 15 channels,ES-
1,,2uL FC046E2-CAL,, /01 498.906 > 98.801
1.379e+005

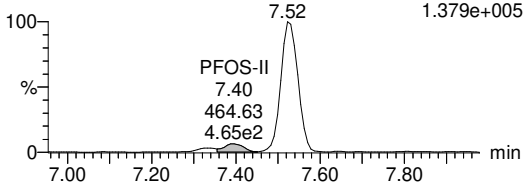

PV by TCH, SV by BRA 14-Jan-22, Conc. & LOD unit = ng for Inst QC, ng/mL for SPM, ng/L for samples

Quantify Sample Report **MassLynx MassLynx V4.1 SCN909**
SGS Axys Analytical Services, Ltd.

Dataset: G:\Masslynx\Inst_L\PFAS\quanfile\FC2L_009-b.qld

Last Altered: Wednesday, January 12, 2022 10:02:34 Pacific Standard Time
Printed: Friday, January 14, 2022 09:57:44 Pacific Standard Time

ID: FC046E2-CAL,, /01, Name: FC2L_009S31, Description: 1,,2uL, Date: 11-Jan-2022, Time: 18:56:14

PFOS-III

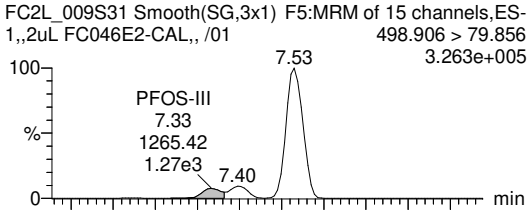

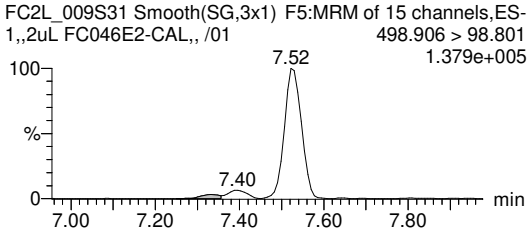

PFOS-IV

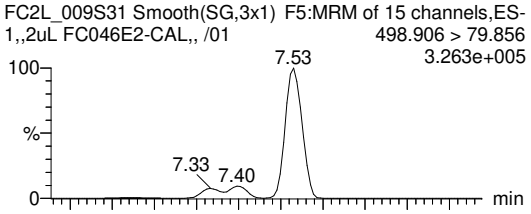

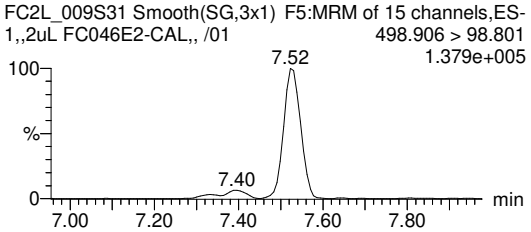

PFOS-SUM

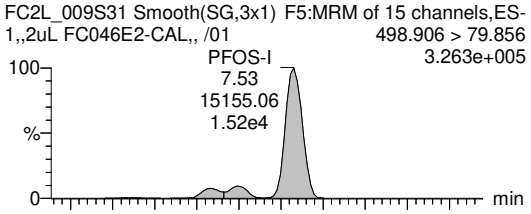

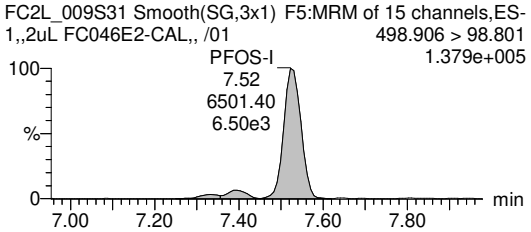

PFOS

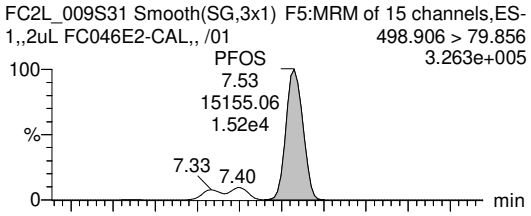

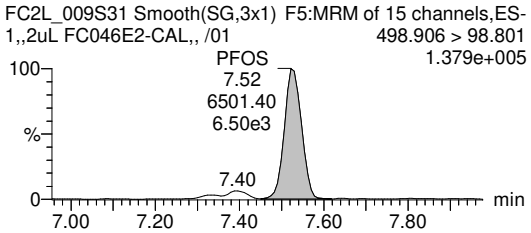

PFNS

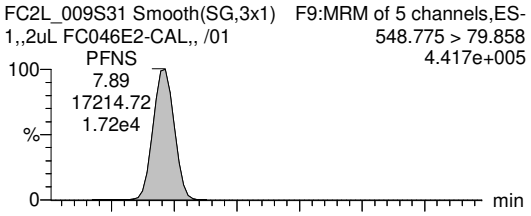

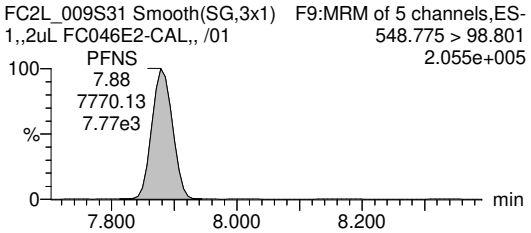

PFDS





PV by TCH, SV by BRA 14-Jan-22, Conc. & LOD unit = ng for Inst QC, ng/mL for SPM, ng/L for samples

Quantify Sample Report **MassLynx MassLynx V4.1 SCN909**
SGS Axys Analytical Services, Ltd.

Dataset: G:\Masslynx\Inst_L\PFAS\quanfile\FC2L_009-b.qld

Last Altered: Wednesday, January 12, 2022 10:02:34 Pacific Standard Time
Printed: Friday, January 14, 2022 09:57:44 Pacific Standard Time

ID: FC046E2-CAL,, /01, Name: FC2L_009S31, Description: 1,,2uL, Date: 11-Jan-2022, Time: 18:56:14

PFDoS

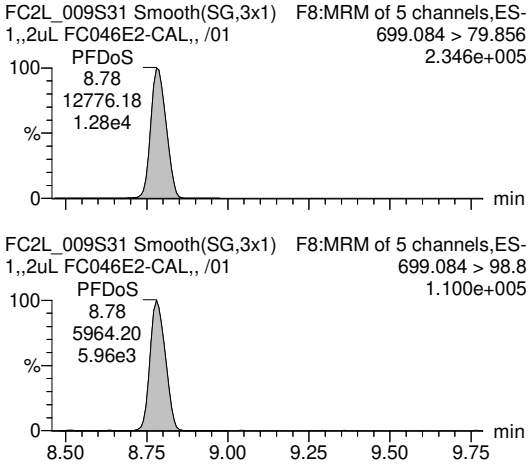

4:2 FTS

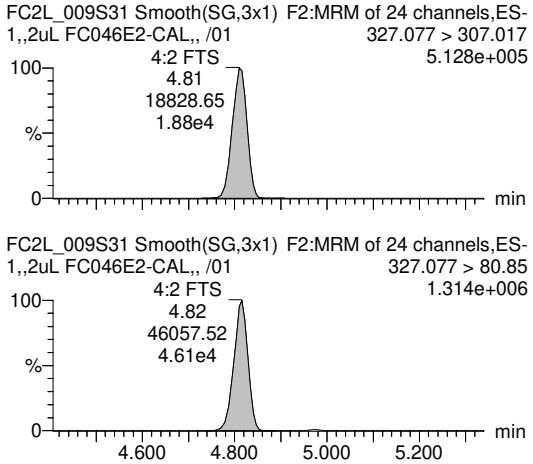

6:2 FTS

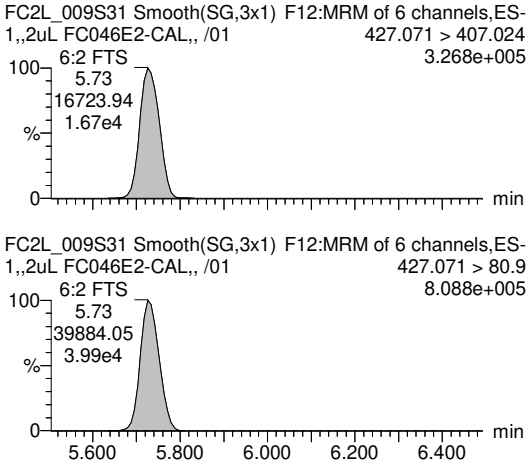

8:2 FTS

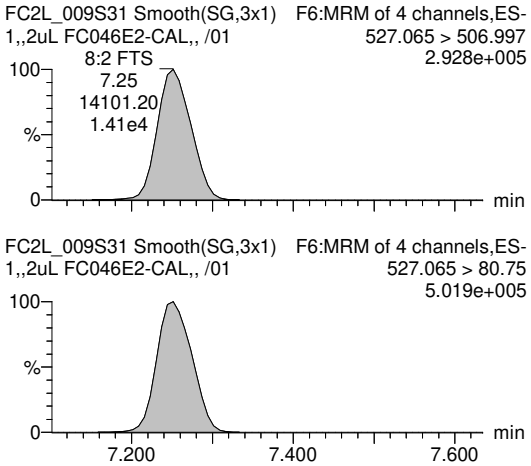

PFOSA-I

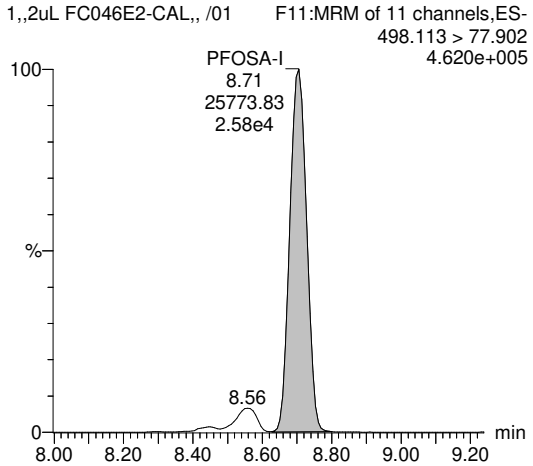

PFOSA-II

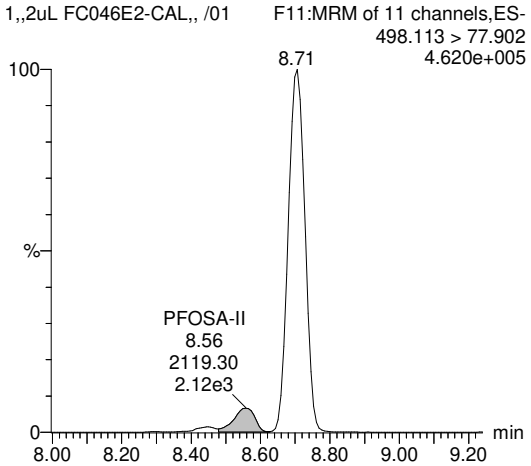

PV by TCH, SV by BRA 14-Jan-22, Conc. & LOD unit = ng for Inst QC, ng/mL for SPM, ng/L for samples

Quantify Sample Report **MassLynx MassLynx V4.1 SCN909**
SGS Axys Analytical Services, Ltd.

Dataset: G:\Masslynx\Inst_L\PFAS\quanfile\FC2L_009-b.qld

Last Altered: Wednesday, January 12, 2022 10:02:34 Pacific Standard Time
Printed: Friday, January 14, 2022 09:57:44 Pacific Standard Time

ID: FC046E2-CAL,, /01, Name: FC2L_009S31, Description: 1,,2uL, Date: 11-Jan-2022, Time: 18:56:14

PFOSA-SUM

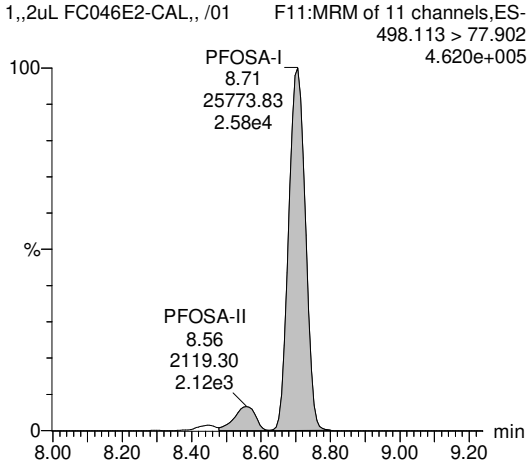

PFOSA

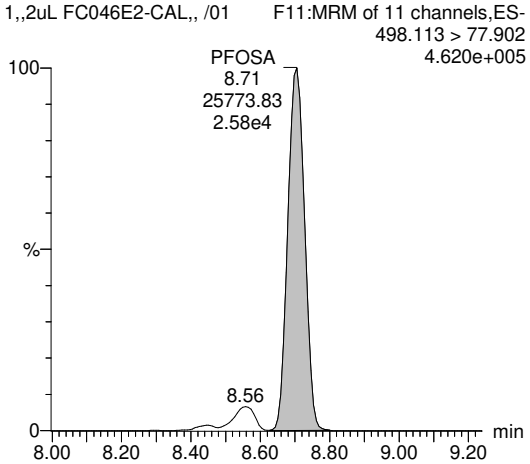

N-MeFOSA-I

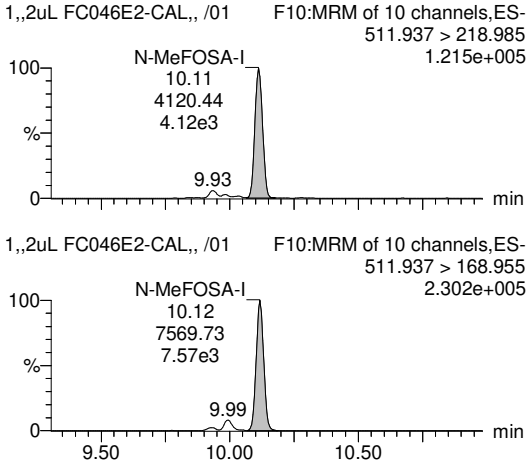

N-MeFOSA-II

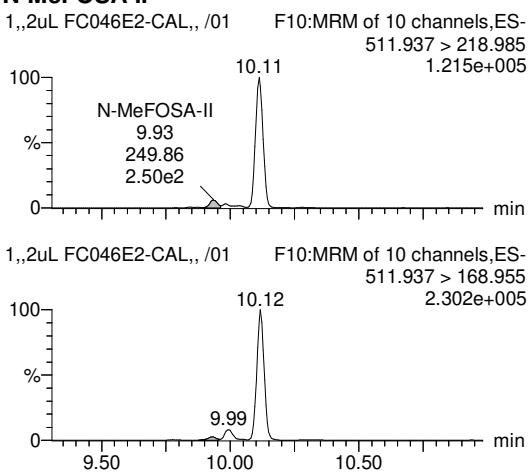

N-MeFOSA-SUM

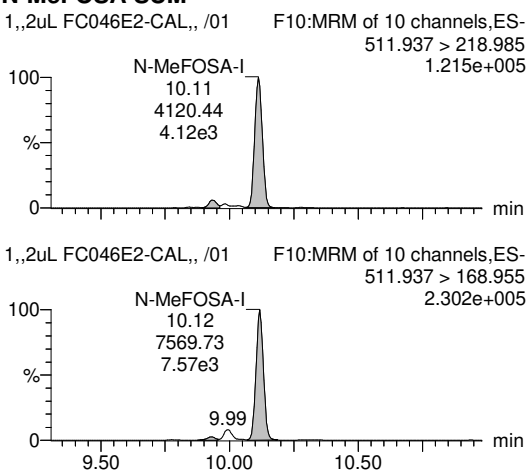

N-MeFOSA

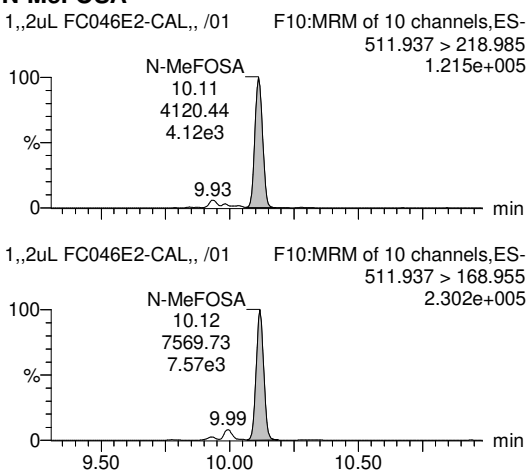

PV by TCH, SV by BRA 14-Jan-22, Conc. & LOD unit = ng for Inst QC, ng/mL for SPM, ng/L for samples

Quantify Sample Report **MassLynx MassLynx V4.1 SCN909**
SGS Axys Analytical Services, Ltd.

Dataset: G:\Masslynx\Inst_L\PFAS\quanfile\FC2L_009-b.qld

Last Altered: Wednesday, January 12, 2022 10:02:34 Pacific Standard Time
Printed: Friday, January 14, 2022 09:57:44 Pacific Standard Time

ID: FC046E2-CAL,, /01, Name: FC2L_009S31, Description: 1,,2uL, Date: 11-Jan-2022, Time: 18:56:14

N-EtFOSA-I

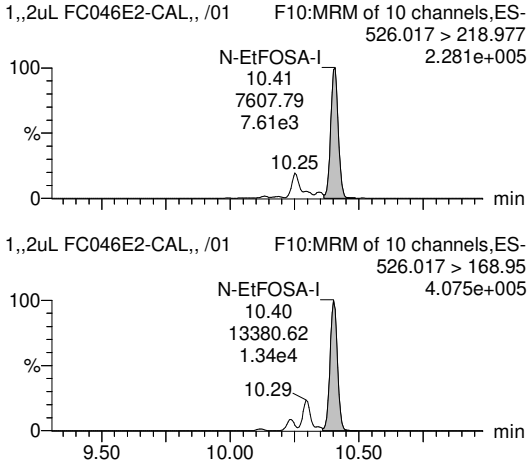

N-EtFOSA-II

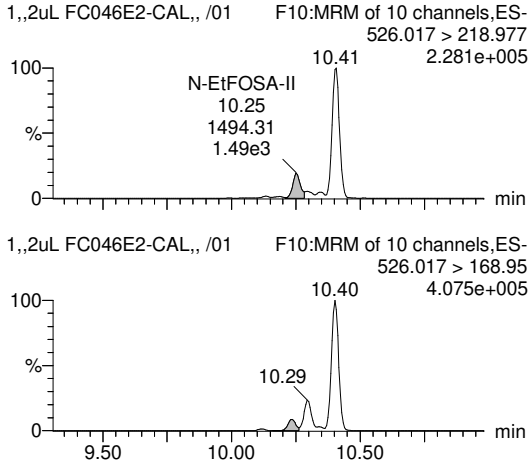

N-EtFOSA-SUM

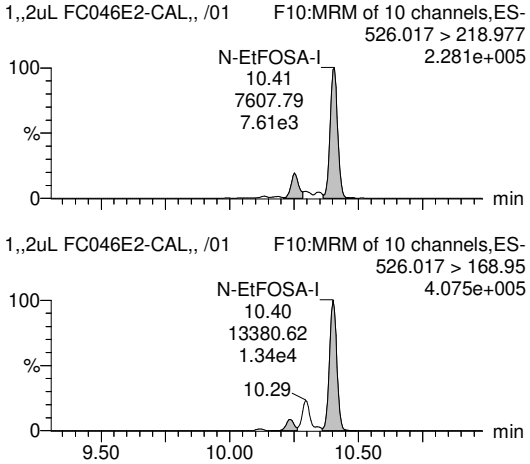

N-EtFOSA

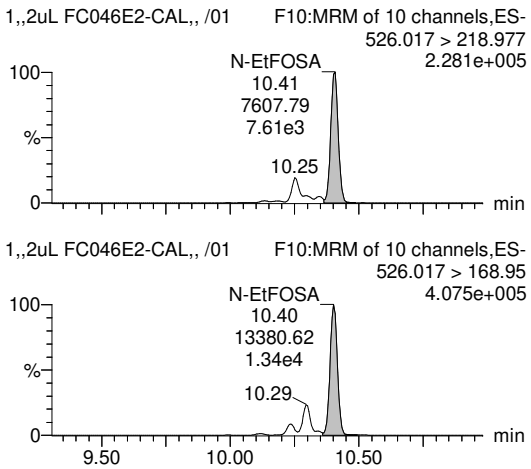

MeFOSAA-I

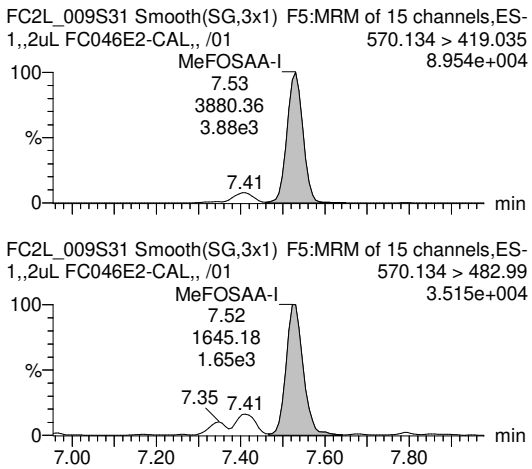

MeFOSAA-II

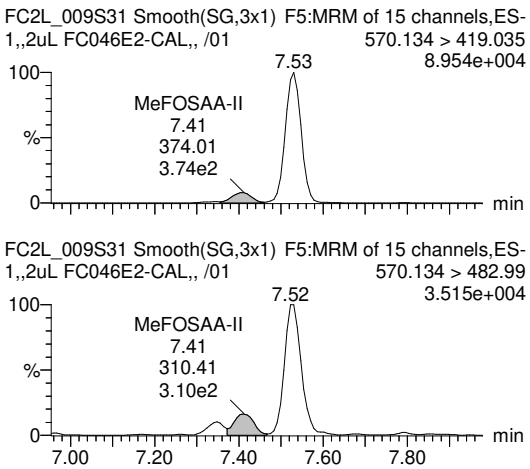

PV by TCH, SV by BRA 14-Jan-22, Conc. & LOD unit = ng for Inst QC, ng/mL for SPM, ng/L for samples

Quantify Sample Report **MassLynx MassLynx V4.1 SCN909**
SGS Axys Analytical Services, Ltd.

Dataset: G:\Masslynx\Inst_L\PFAS\quanfile\FC2L_009-b.qld

Last Altered: Wednesday, January 12, 2022 10:02:34 Pacific Standard Time
Printed: Friday, January 14, 2022 09:57:44 Pacific Standard Time

ID: FC046E2-CAL,, /01, Name: FC2L_009S31, Description: 1,,2uL, Date: 11-Jan-2022, Time: 18:56:14

MeFOSAA-III

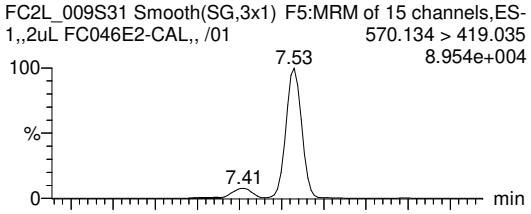

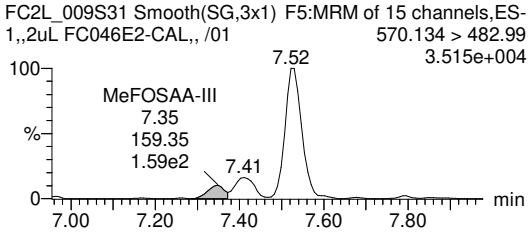

MeFOSAA-SUM

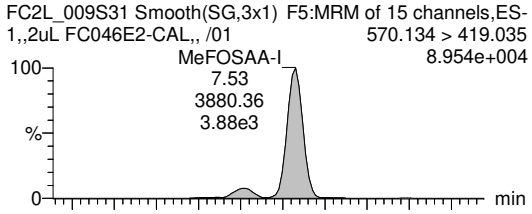

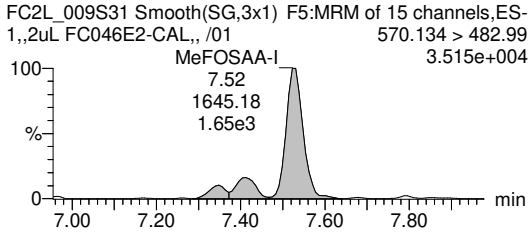

MeFOSAA

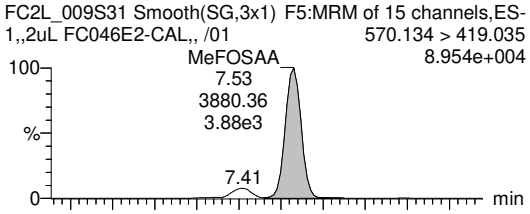

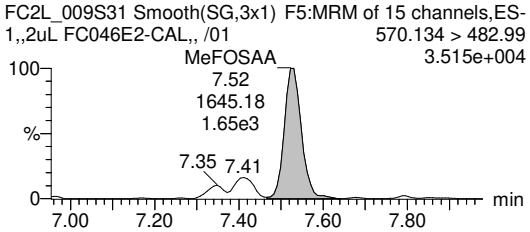

EtFOSAA-I

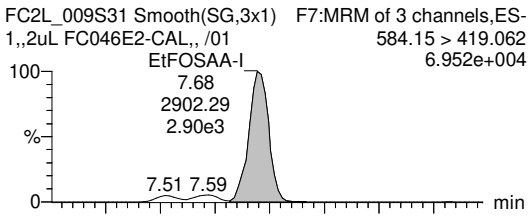

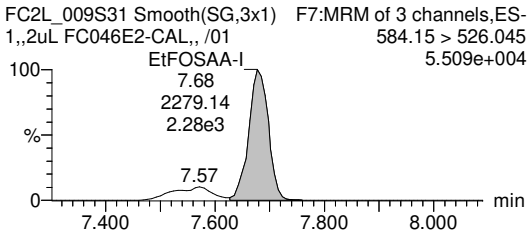

EtFOSAA-II

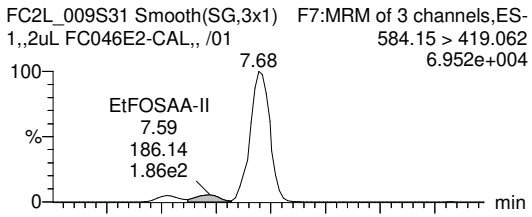

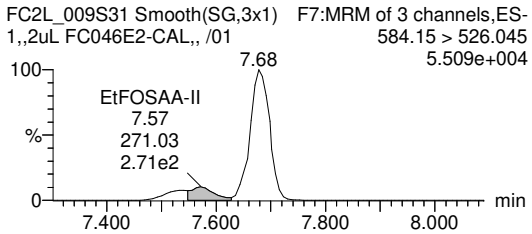

EtFOSAA-III

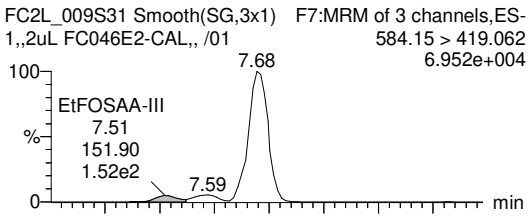

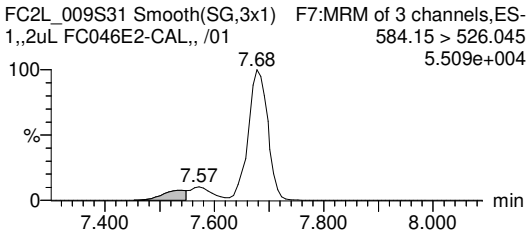

PV by TCH, SV by BRA 14-Jan-22, Conc. & LOD unit = ng for Inst QC, ng/mL for SPM, ng/L for samples

Quantify Sample Report **MassLynx MassLynx V4.1 SCN909**
SGS Axys Analytical Services, Ltd.

Dataset: G:\Masslynx\Inst_L\PFAS\quanfile\FC2L_009-b.qld

Last Altered: Wednesday, January 12, 2022 10:02:34 Pacific Standard Time
Printed: Friday, January 14, 2022 09:57:44 Pacific Standard Time

ID: FC046E2-CAL,, /01, Name: FC2L_009S31, Description: 1,,2uL, Date: 11-Jan-2022, Time: 18:56:14

EtFOSAA-SUM

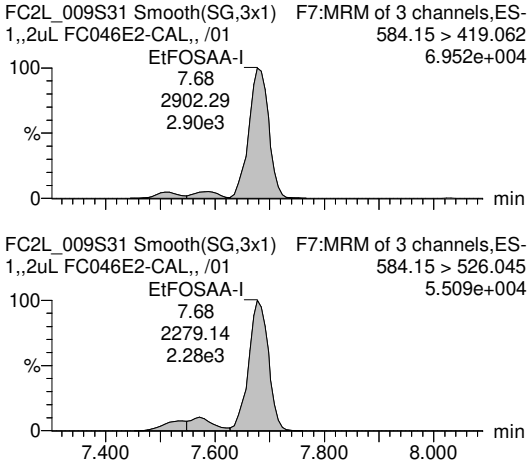

EtFOSAA

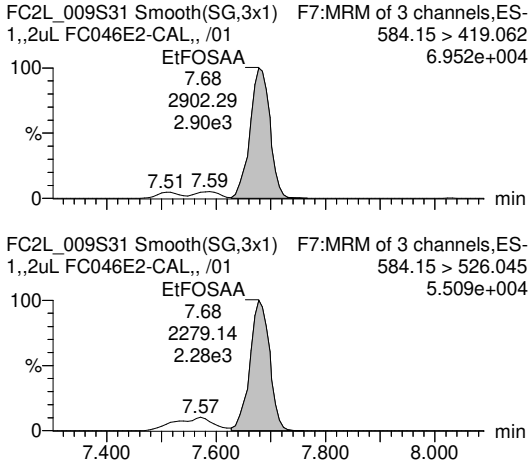

N-MeFOSE-I

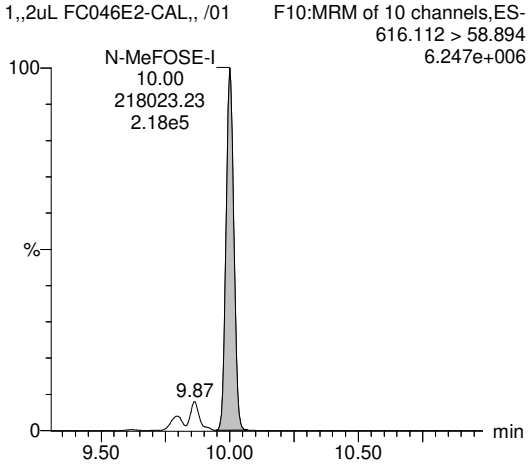

N-MeFOSE-II

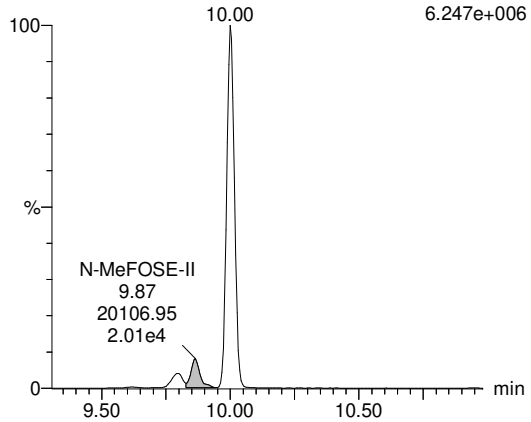

N-MeFOSE-III

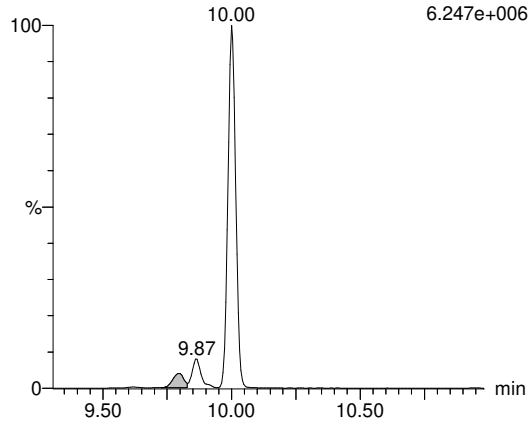

N-MeFOSE-SUM

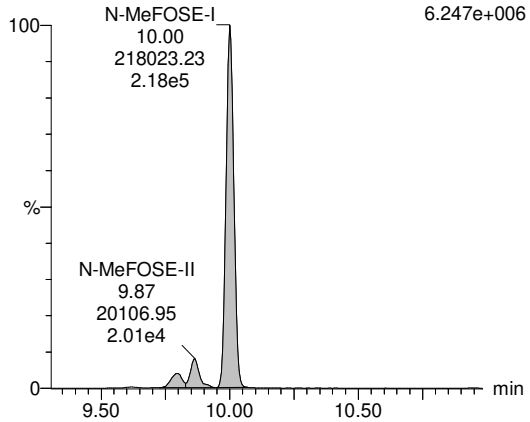

PV by TCH, SV by BRA 14-Jan-22, Conc. & LOD unit = ng for Inst QC, ng/mL for SPM, ng/L for samples

Quantify Sample Report **MassLynx MassLynx V4.1 SCN909**
SGS Axys Analytical Services, Ltd.

Dataset: G:\Masslynx\Inst_L\PFAS\quanfile\FC2L_009-b.qld

Last Altered: Wednesday, January 12, 2022 10:02:34 Pacific Standard Time
Printed: Friday, January 14, 2022 09:57:44 Pacific Standard Time

ID: FC046E2-CAL,, /01, Name: FC2L_009S31, Description: 1,,2uL, Date: 11-Jan-2022, Time: 18:56:14

N-MeFOSE

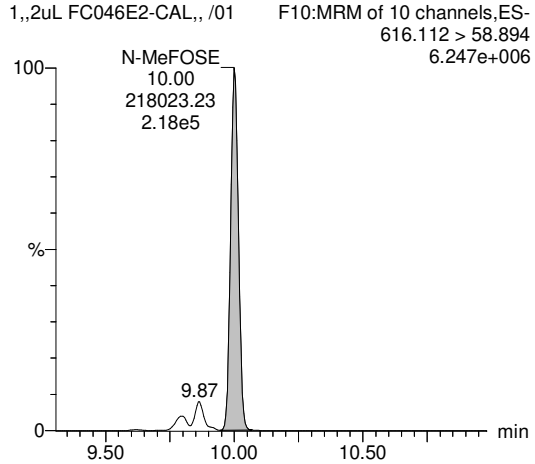

N-EtFOSE-I

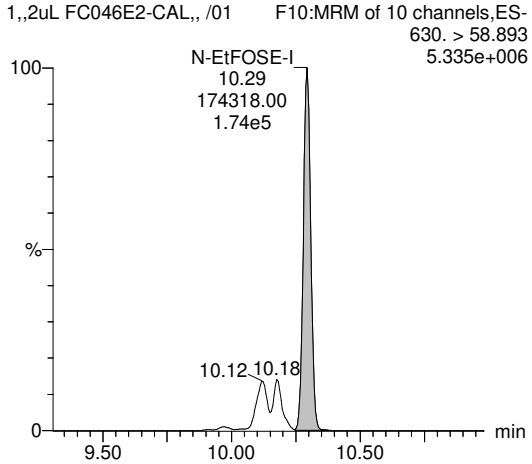

N-EtFOSE-II

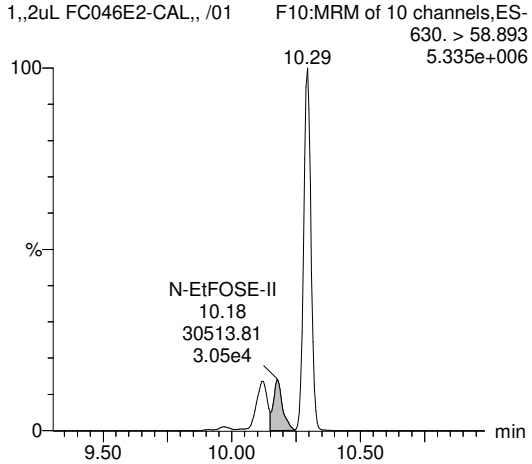

N-EtFOSE-III

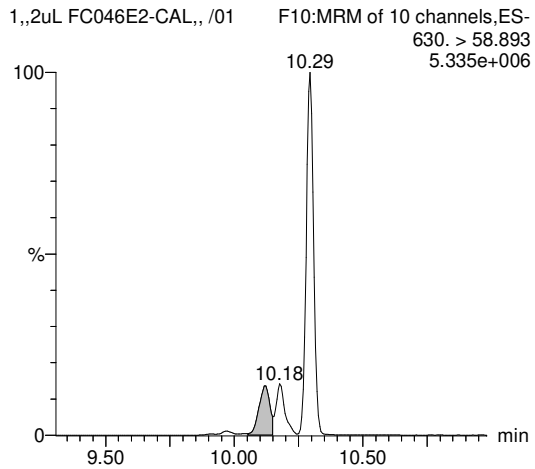

N-EtFOSE-SUM

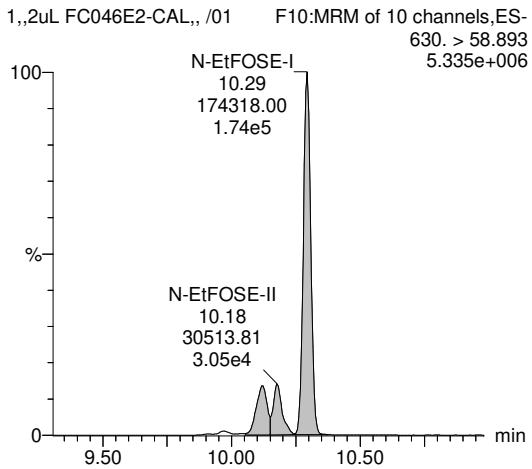

N-EtFOSE

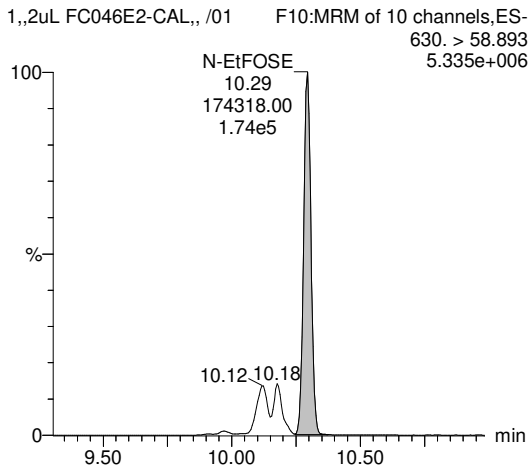

PV by TCH, SV by BRA 14-Jan-22, Conc. & LOD unit = ng for Inst QC, ng/mL for SPM, ng/L for samples

Quantify Sample Report **MassLynx MassLynx V4.1 SCN909**
SGS Axys Analytical Services, Ltd.

Dataset: G:\Masslynx\Inst_L\PFAS\quanfile\FC2L_009-b.qld

Last Altered: Wednesday, January 12, 2022 10:02:34 Pacific Standard Time
Printed: Friday, January 14, 2022 09:57:44 Pacific Standard Time

ID: FC046E2-CAL,, /01, Name: FC2L_009S31, Description: 1,,2uL, Date: 11-Jan-2022, Time: 18:56:14

HFPO-DA

FC2L_009S31 Smooth(SG,3x1) F2:MRM of 24 channels,ES-
1,,2uL FC046E2-CAL,, /01 284.8894 > 168.9079
1.133e+006

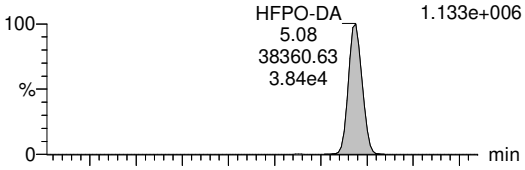

FC2L_009S31 Smooth(SG,3x1) F2:MRM of 24 channels,ES-
1,,2uL FC046E2-CAL,, /01 284.8894 > 184.9131
2.051e+005

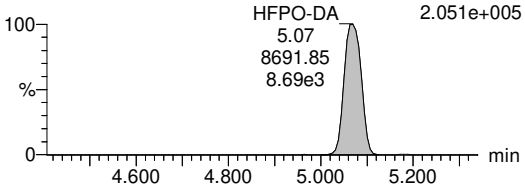

ADONA

FC2L_009S31 Smooth(SG,3x1) F13:MRM of 7 channels,ES-
1,,2uL FC046E2-CAL,, /01 376.88 > 250.937
5.778e+006

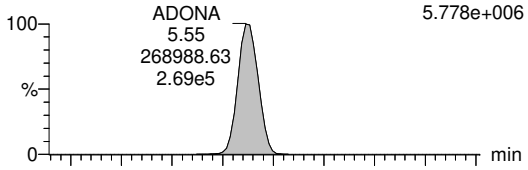

FC2L_009S31 Smooth(SG,3x1) F13:MRM of 7 channels,ES-
1,,2uL FC046E2-CAL,, /01 376.88 > 84.832
5.608e+006

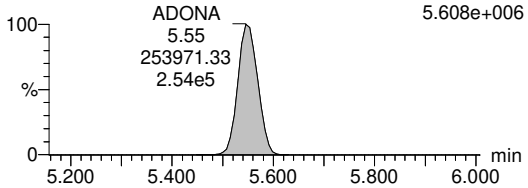

9Cl-PF3ONS

FC2L_009S31 Smooth(SG,3x1) F5:MRM of 15 channels,ES-
1,,2uL FC046E2-CAL,, /01 530.807 > 350.967
1.878e+006



FC2L_009S31 Smooth(SG,3x1) F5:MRM of 15 channels,ES-
1,,2uL FC046E2-CAL,, /01 532.804 > 352.947
5.972e+005



11Cl-PF3OUdS

1,,2uL FC046E2-CAL,, /01 F11:MRM of 11 channels,ES-
630.865 > 450.902
8.703e+005



1,,2uL FC046E2-CAL,, /01 F11:MRM of 11 channels,ES-
632.868 > 452.91
2.700e+005

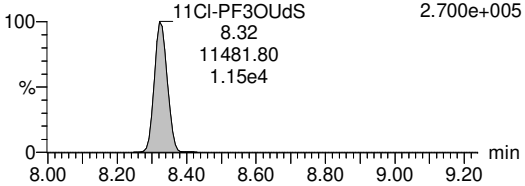

3:3 FTCA

FC2L_009S31 Smooth(SG,3x1) F14:MRM of 8 channels,ES-
1,,2uL FC046E2-CAL,, /01 241 > 177
5.587e+004

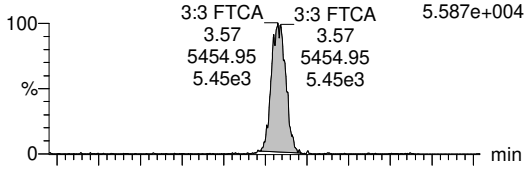

FC2L_009S31 Smooth(SG,3x1) F14:MRM of 8 channels,ES-
1,,2uL FC046E2-CAL,, /01 241 > 117
3.190e+004

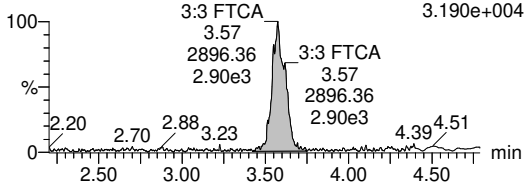

5:3 FTCA

FC2L_009S31 Smooth(SG,3x1) F2:MRM of 24 channels,ES-
1,,2uL FC046E2-CAL,, /01 341 > 237.1
1.633e+006



FC2L_009S31 Smooth(SG,3x1) F2:MRM of 24 channels,ES-
1,,2uL FC046E2-CAL,, /01 341 > 217
1.231e+006



PV by TCH, SV by BRA 14-Jan-22, Conc. & LOD unit = ng for Inst QC, ng/mL for SPM, ng/L for samples

Quantify Sample Report **MassLynx MassLynx V4.1 SCN909**
SGS Axys Analytical Services, Ltd.

Dataset: G:\Masslynx\Inst_L\PFAS\quanfile\FC2L_009-b.qld

Last Altered: Wednesday, January 12, 2022 10:02:34 Pacific Standard Time
Printed: Friday, January 14, 2022 09:57:44 Pacific Standard Time

ID: FC046E2-CAL,, /01, Name: FC2L_009S31, Description: 1,,2uL, Date: 11-Jan-2022, Time: 18:56:14

7:3 FTCA

FC2L_009S31 Smooth(SG,3x1) F3:MRM of 12 channels,ES-
1,,2uL FC046E2-CAL,, /01 441 > 316.9
4.067e+005

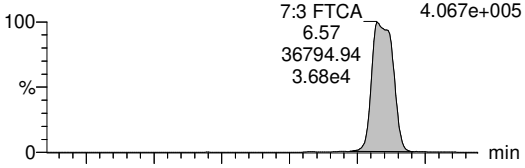

FC2L_009S31 Smooth(SG,3x1) F3:MRM of 12 channels,ES-
1,,2uL FC046E2-CAL,, /01 441 > 336.9
5.916e+005

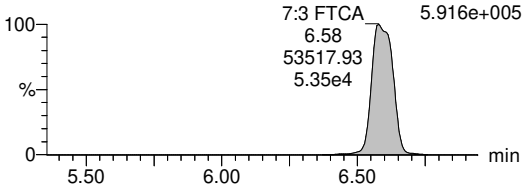

PFEESA

FC2L_009S31 Smooth(SG,3x1) F2:MRM of 24 channels,ES-
1,,2uL FC046E2-CAL,, /01 314.8 > 134.9
1.773e+006

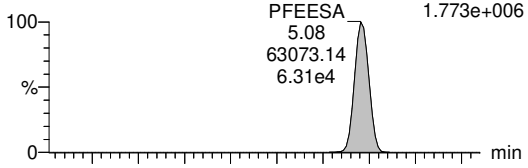

FC2L_009S31 Smooth(SG,3x1) F2:MRM of 24 channels,ES-
1,,2uL FC046E2-CAL,, /01 314.8 > 82.9
1.956e+005

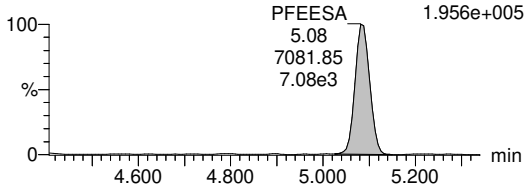

PFMPA

FC2L_009S31 Smooth(SG,5x1) F14:MRM of 8 channels,ES-
1,,2uL FC046E2-CAL,, /01 229.013 > 84.9
7.592e+005

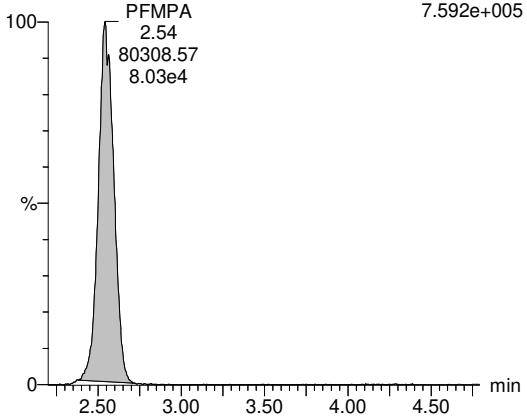

PFMBA

FC2L_009S31 Smooth(SG,3x1) F14:MRM of 8 channels,ES-
1,,2uL FC046E2-CAL,, /01 279 > 85.1
1.237e+006

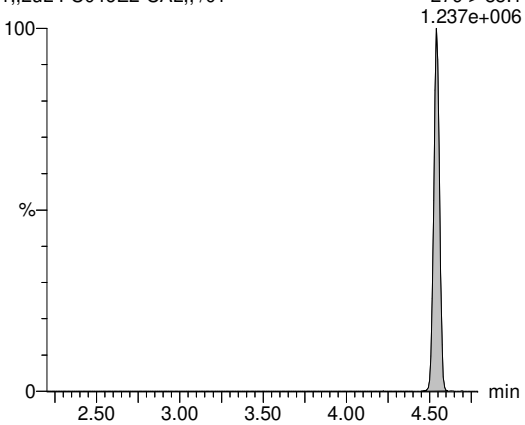

NFDHA

FC2L_009S31 Smooth(SG,3x1) F2:MRM of 24 channels,ES-
1,,2uL FC046E2-CAL,, /01 295 > 201
2.585e+004

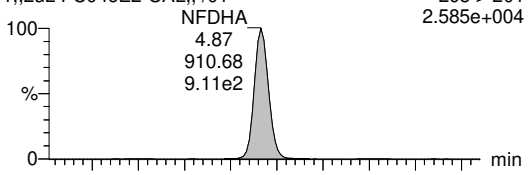

FC2L_009S31 Smooth(SG,3x1) F2:MRM of 24 channels,ES-
1,,2uL FC046E2-CAL,, /01 295 > 84.9
1.525e+004

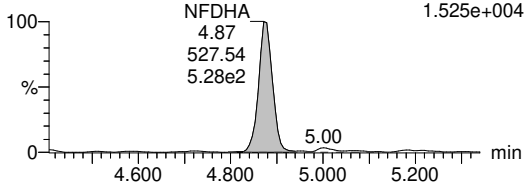

13C4-PFBA

FC2L_009S31 Smooth(SG,3x1) F1:MRM of 3 channels,ES-
1,,2uL FC046E2-CAL,, /01 216.776 > 171.928
3.647e+006

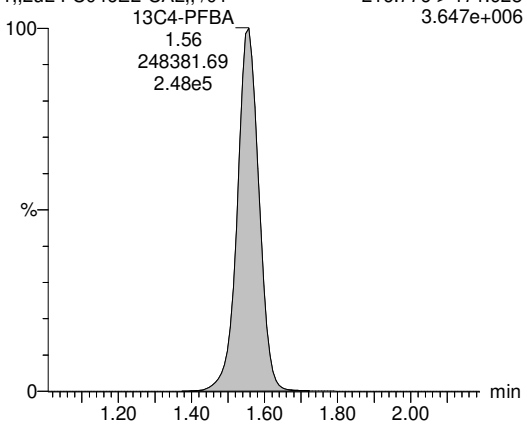

PV by TCH, SV by BRA 14-Jan-22, Conc. & LOD unit = ng for Inst QC, ng/mL for SPM, ng/L for samples

Quantify Sample Report **MassLynx MassLynx V4.1 SCN909**
SGS Axys Analytical Services, Ltd.

Dataset: G:\Masslynx\Inst_L\PFAS\quanfile\FC2L_009-b.qld

Last Altered: Wednesday, January 12, 2022 10:02:34 Pacific Standard Time
Printed: Friday, January 14, 2022 09:57:44 Pacific Standard Time

ID: FC046E2-CAL,, /01, Name: FC2L_009S31, Description: 1,,2uL, Date: 11-Jan-2022, Time: 18:56:14

13C5-PFPeA

FC2L_009S31 Smooth(SG,3x1) F14:MRM of 8 channels,ES-
1,,2uL FC046E2-CAL,, /01 268.16 > 223.035
1.948e+006

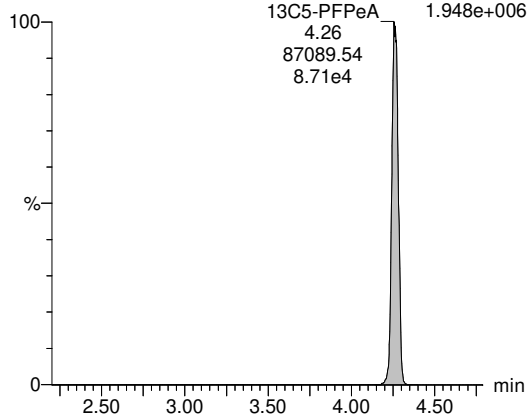

13C5-PFHxA

FC2L_009S31 Smooth(SG,3x1) F2:MRM of 24 channels,ES-
1,,2uL FC046E2-CAL,, /01 318.029 > 272.993
1.215e+006

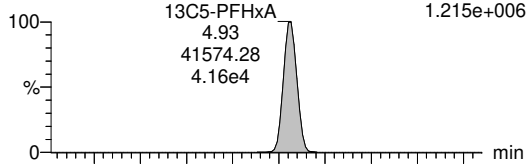

FC2L_009S31 Smooth(SG,3x1) F2:MRM of 24 channels,ES-
1,,2uL FC046E2-CAL,, /01 318.029 > 120.341
5.733e+004

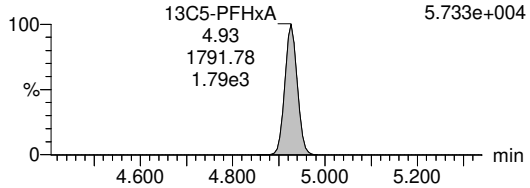

13C4-PFHpA

FC2L_009S31 Smooth(SG,3x1) F13:MRM of 7 channels,ES-
1,,2uL FC046E2-CAL,, /01 367.086 > 322.004
1.284e+006

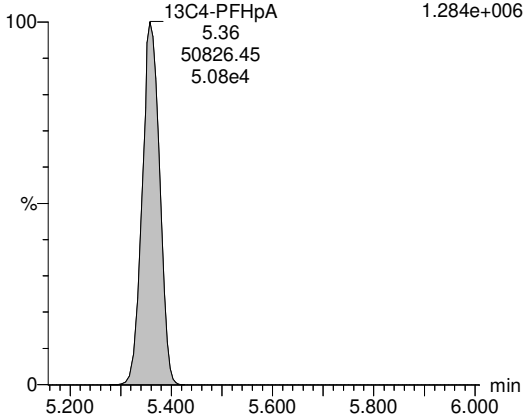

13C8-PFOA

FC2L_009S31 Smooth(SG,3x1) F3:MRM of 12 channels,ES-
1,,2uL FC046E2-CAL,, /01 421.096 > 376.022
9.703e+005

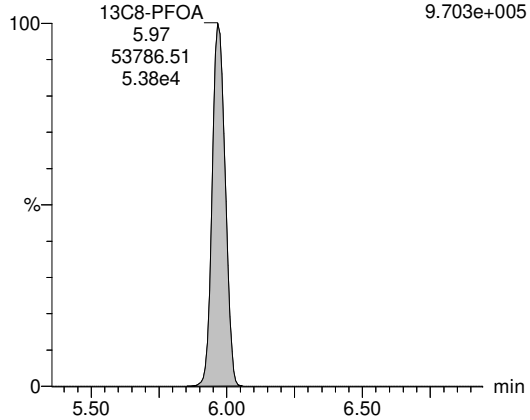

13C9-PFNA

FC2L_009S31 Smooth(SG,3x1) F4:MRM of 7 channels,ES-
1,,2uL FC046E2-CAL,, /01 472.096 > 427.014
4.476e+005

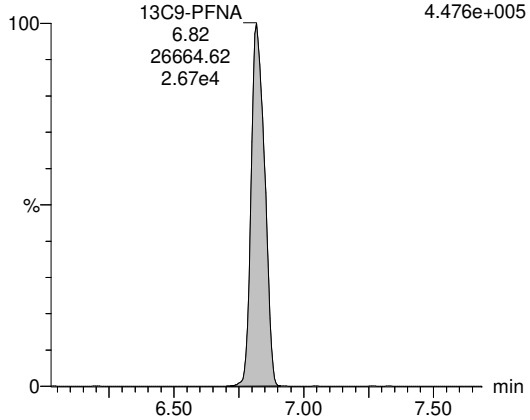

13C6-PFDA

FC2L_009S31 Smooth(SG,3x1) F5:MRM of 15 channels,ES-
1,,2uL FC046E2-CAL,, /01 519.147 > 474.058
5.972e+005

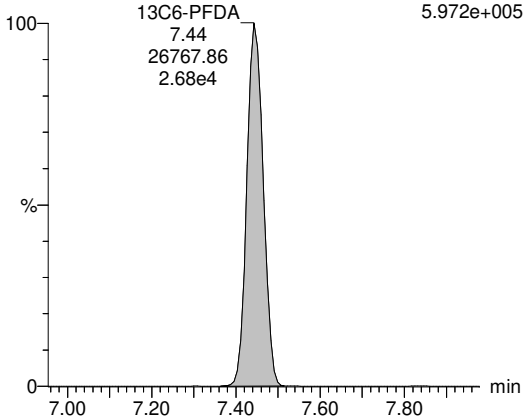

PV by TCH, SV by BRA 14-Jan-22, Conc. & LOD unit = ng for Inst QC, ng/mL for SPM, ng/L for samples

Quantify Sample Report **MassLynx MassLynx V4.1 SCN909**
SGS Axys Analytical Services, Ltd.

Dataset: G:\Masslynx\Inst_L\PFAS\quanfile\FC2L_009-b.qld

Last Altered: Wednesday, January 12, 2022 10:02:34 Pacific Standard Time
Printed: Friday, January 14, 2022 09:57:44 Pacific Standard Time

ID: FC046E2-CAL,, /01, Name: FC2L_009S31, Description: 1,,2uL, Date: 11-Jan-2022, Time: 18:56:14

13C7-PFUnA

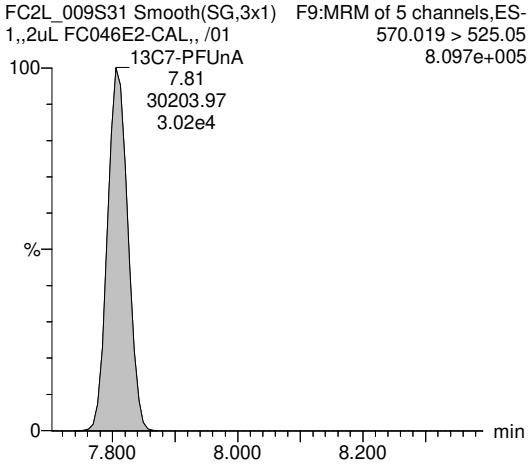

13C2-PFDoA

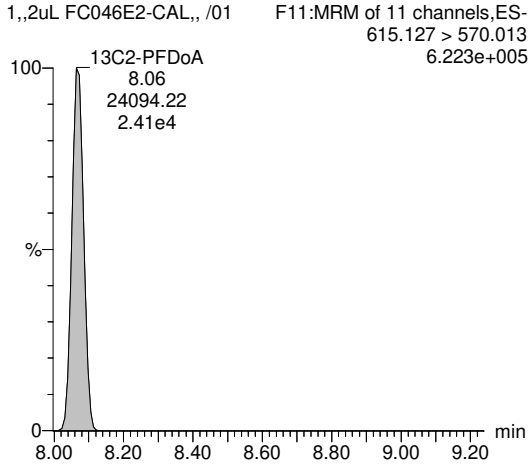

13C2-PFTeDA

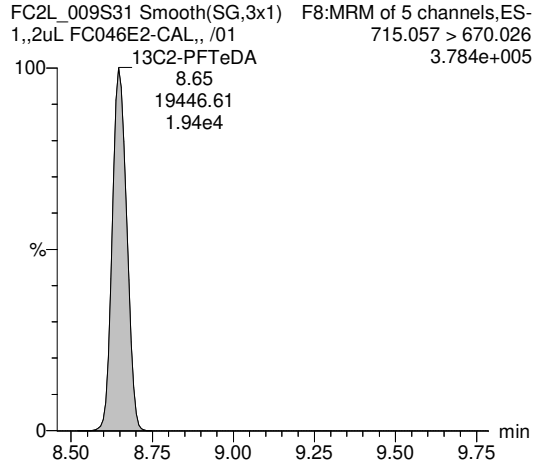

13C3-PFBS

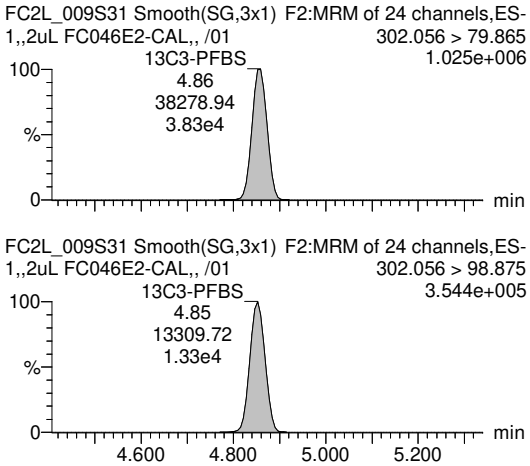

13C3-PFHxS

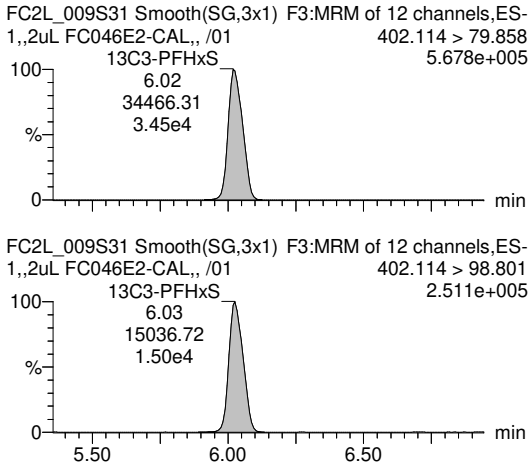

13C8-PFOS

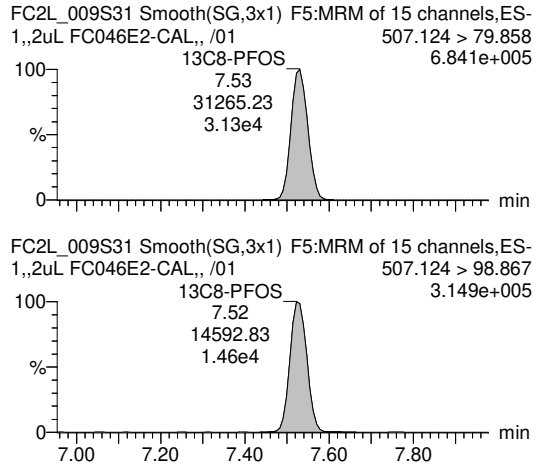

PV by TCH, SV by BRA 14-Jan-22, Conc. & LOD unit = ng for Inst QC, ng/mL for SPM, ng/L for samples

Quantify Sample Report **MassLynx MassLynx V4.1 SCN909**
SGS Axys Analytical Services, Ltd.

Dataset: G:\Masslynx\Inst_L\PFAS\quanfile\FC2L_009-b.qld

Last Altered: Wednesday, January 12, 2022 10:02:34 Pacific Standard Time
Printed: Friday, January 14, 2022 09:57:44 Pacific Standard Time

ID: FC046E2-CAL,, /01, Name: FC2L_009S31, Description: 1,,2uL, Date: 11-Jan-2022, Time: 18:56:14

13C2-4:2 FTS

FC2L_009S31 Smooth(SG,3x1) F2:MRM of 24 channels,ES-
1,,2uL FC046E2-CAL,, /01 329.084 > 80.9
1.280e+006

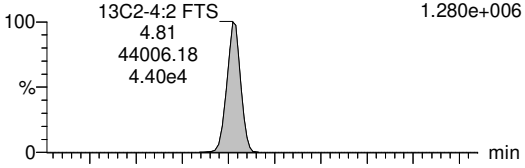

FC2L_009S31 Smooth(SG,3x1) F2:MRM of 24 channels,ES-
1,,2uL FC046E2-CAL,, /01 329.084 > 309.024
5.782e+005

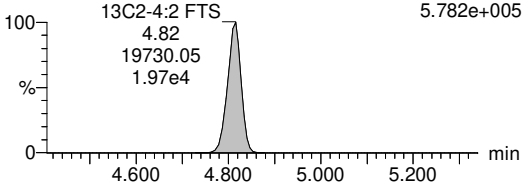

13C2-6:2 FTS

FC2L_009S31 Smooth(SG,3x1) F12:MRM of 6 channels,ES-
1,,2uL FC046E2-CAL,, /01 429.078 > 80.900
7.095e+005



FC2L_009S31 Smooth(SG,3x1) F12:MRM of 6 channels,ES-
1,,2uL FC046E2-CAL,, /01 429.078 > 409.031
3.198e+005



13C2-8:2 FTS

FC2L_009S31 Smooth(SG,3x1) F6:MRM of 4 channels,ES-
1,,2uL FC046E2-CAL,, /01 529.1351 > 80.900
9.490e+005

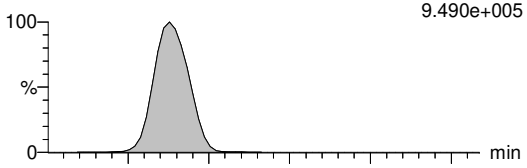

FC2L_009S31 Smooth(SG,3x1) F6:MRM of 4 channels,ES-
1,,2uL FC046E2-CAL,, /01 529.135 > 509.003
3.082e+005

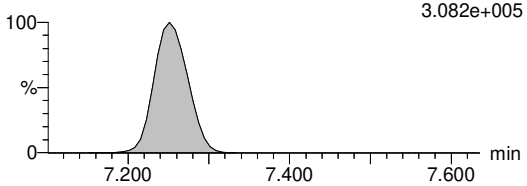

13C8-PFOSA

1,,2uL FC046E2-CAL,, /01 F11:MRM of 11 channels,ES-
506.14 > 77.841
1.025e+006

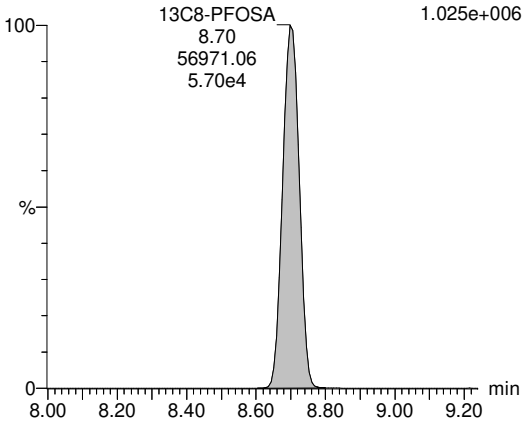

D3-N-MeFOSA

1,,2uL FC046E2-CAL,, /01 F10:MRM of 10 channels,ES-
514.956 > 218.974
2.007e+005

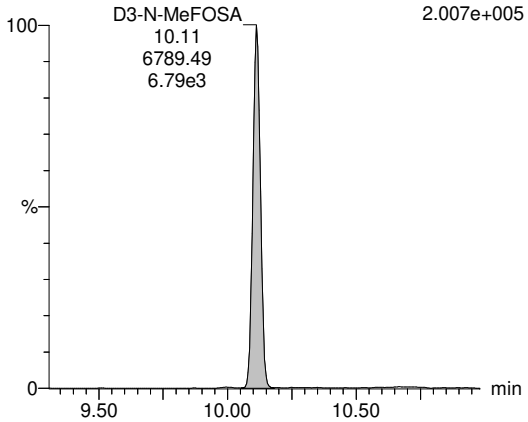

D5-N-EtFOSA

1,,2uL FC046E2-CAL,, /01 F10:MRM of 10 channels,ES-
531.112 > 218.984
1.946e+005

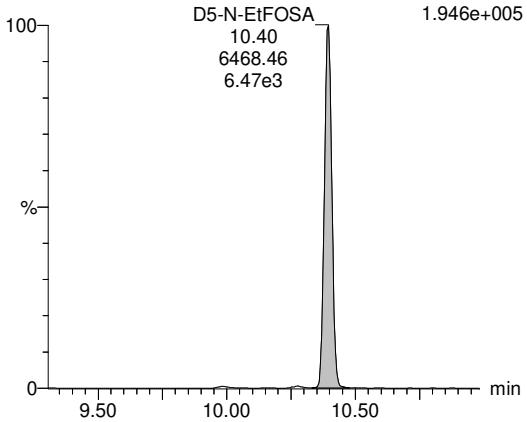

PV by TCH, SV by BRA 14-Jan-22, Conc. & LOD unit = ng for Inst QC, ng/mL for SPM, ng/L for samples

Quantify Sample Report **MassLynx MassLynx V4.1 SCN909**
SGS Axys Analytical Services, Ltd.

Dataset: G:\Masslynx\Inst_L\PFAS\quanfile\FC2L_009-b.qld

Last Altered: Wednesday, January 12, 2022 10:02:34 Pacific Standard Time
Printed: Friday, January 14, 2022 09:57:44 Pacific Standard Time

ID: FC046E2-CAL,, /01, Name: FC2L_009S31, Description: 1,,2uL, Date: 11-Jan-2022, Time: 18:56:14

D3-MeFOSAA

FC2L_009S31 Smooth(SG,3x1) F5:MRM of 15 channels,ES-
1,,2uL FC046E2-CAL,, /01 573.153 > 418.99
4.731e+005

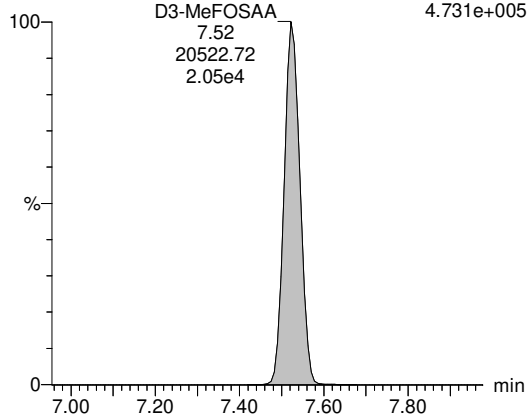

D5-EtFOSAA

FC2L_009S31 Smooth(SG,3x1) F7:MRM of 3 channels,ES-
1,,2uL FC046E2-CAL,, /01 589.245 > 418.971
4.605e+005

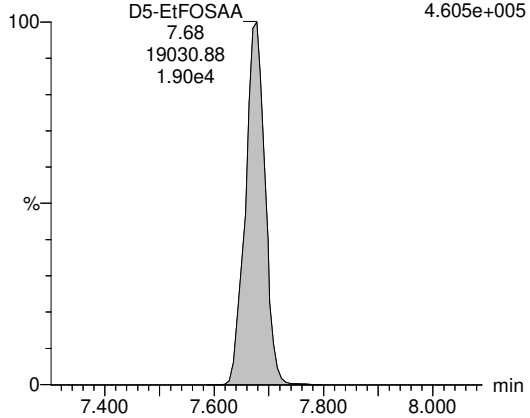

D7-N-MeFOSE

1,,2uL FC046E2-CAL,, /01 F10:MRM of 10 channels,ES-
623.156 > 58.896
1.209e+007

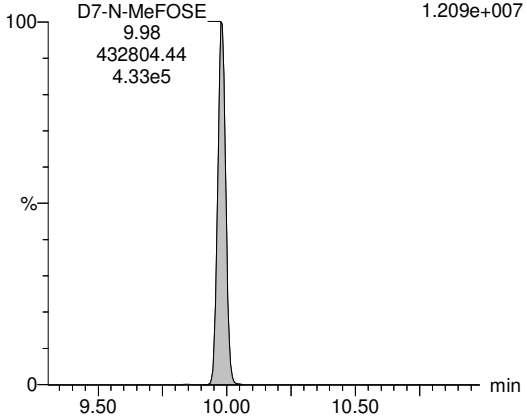

D9-N-EtFOSE

1,,2uL FC046E2-CAL,, /01 F10:MRM of 10 channels,ES-
639.184 > 58.897
1.413e+007

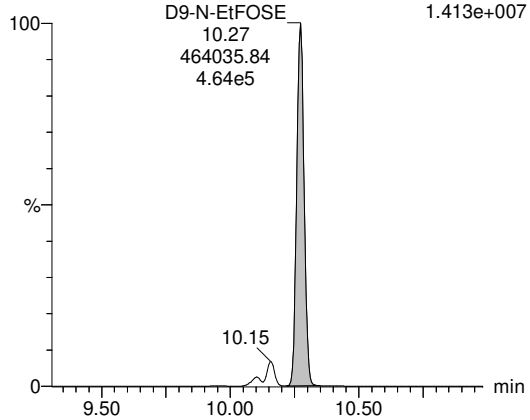

13C3-HFPO-DA

FC2L_009S31 Smooth(SG,3x1) F2:MRM of 24 channels,ES-
1,,2uL FC046E2-CAL,, /01 286.8631 > 168.8861
2.136e+006

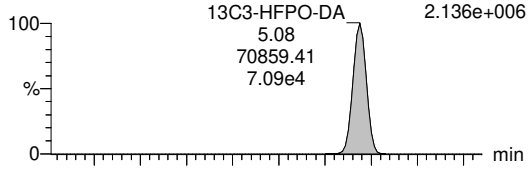

FC2L_009S31 Smooth(SG,3x1) F2:MRM of 24 channels,ES-
1,,2uL FC046E2-CAL,, /01 286.8631 > 184.8888
7.462e+005

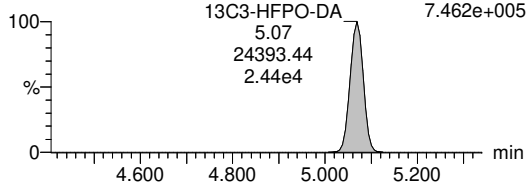

13C3-PFBA

FC2L_009S31 Smooth(SG,3x1) F1:MRM of 3 channels,ES-
1,,2uL FC046E2-CAL,, /01 216.029 > 171.97
1.600e+006

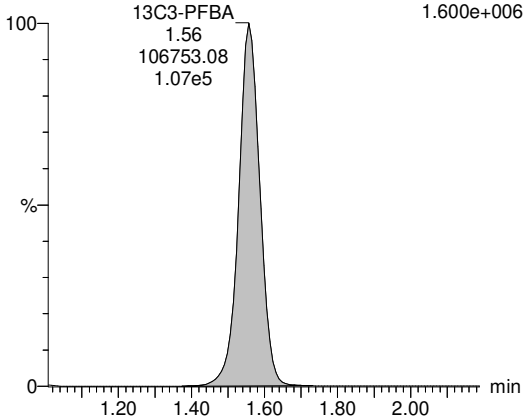

PV by TCH, SV by BRA 14-Jan-22, Conc. & LOD unit = ng for Inst QC, ng/mL for SPM, ng/L for samples

Quantify Sample Report **MassLynx MassLynx V4.1 SCN909**
SGS Axys Analytical Services, Ltd.

Dataset: G:\Masslynx\Inst_L\PFAS\quanfile\FC2L_009-b.qld

Last Altered: Wednesday, January 12, 2022 10:02:34 Pacific Standard Time
Printed: Friday, January 14, 2022 09:57:44 Pacific Standard Time

ID: FC046E2-CAL,, /01, Name: FC2L_009S31, Description: 1,,2uL, Date: 11-Jan-2022, Time: 18:56:14

13C2-PFHxA

FC2L_009S31 Smooth(SG,3x1) F2:MRM of 24 channels,ES-
1,,2uL FC046E2-CAL,, /01 315.083 > 269.984
1.678e+006

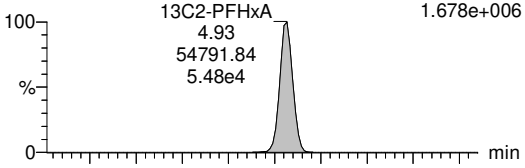

FC2L_009S31 Smooth(SG,3x1) F2:MRM of 24 channels,ES-
1,,2uL FC046E2-CAL,, /01 315.083 > 119.359
5.041e+004

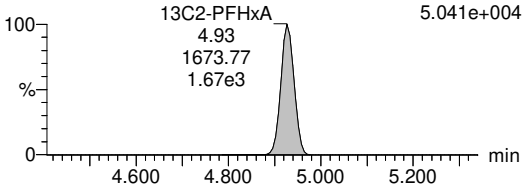

13C4-PFOA

FC2L_009S31 Smooth(SG,3x1) F3:MRM of 12 channels,ES-
1,,2uL FC046E2-CAL,, /01 417.083 > 171.95
2.727e+005

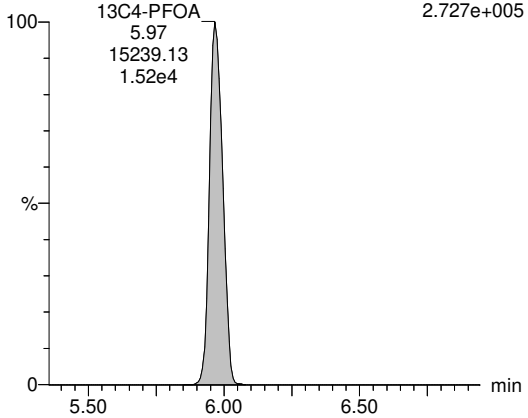

13C5-PFNA

FC2L_009S31 Smooth(SG,3x1) F4:MRM of 7 channels,ES-
1,,2uL FC046E2-CAL,, /01 468.019 > 423.008
4.109e+005

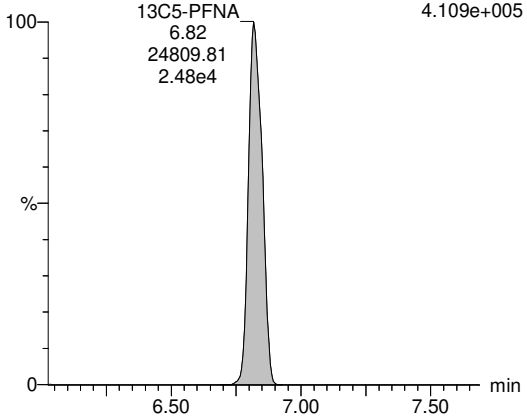

13C2-PFDA

FC2L_009S31 Smooth(SG,3x1) F5:MRM of 15 channels,ES-
1,,2uL FC046E2-CAL,, /01 515.134 > 470.05
5.732e+005

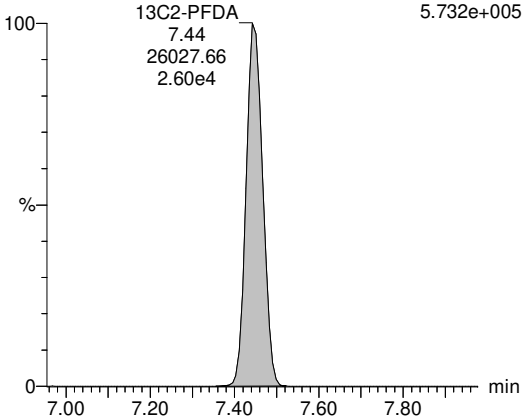

18O2-PFHxS

FC2L_009S31 Smooth(SG,3x1) F3:MRM of 12 channels,ES-
1,,2uL FC046E2-CAL,, /01 402.984 > 83.895
5.191e+005

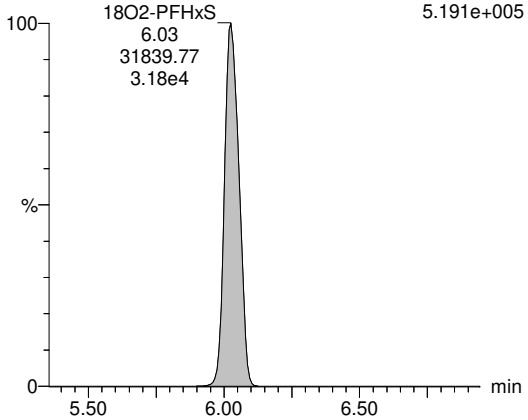

13C4-PFOS

FC2L_009S31 Smooth(SG,3x1) F5:MRM of 15 channels,ES-
1,,2uL FC046E2-CAL,, /01 502.791 > 79.856
6.915e+005

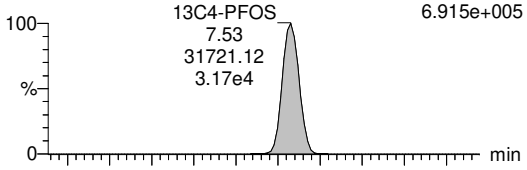

FC2L_009S31 Smooth(SG,3x1) F5:MRM of 15 channels,ES-
1,,2uL FC046E2-CAL,, /01 502.791 > 98.864
3.083e+005

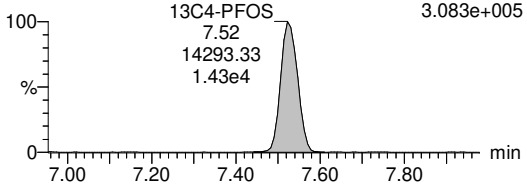

PV by TCH, SV by BRA 14-Jan-22, Conc. & LOD unit = ng for Inst QC, ng/mL for SPM, ng/L for samples

Quantify Sample Report **MassLynx MassLynx V4.1 SCN909**
SGS Axys Analytical Services, Ltd.

Dataset: G:\Masslynx\Inst_L\PFAS\quanfile\FC2L_009-b.qld

Last Altered: Wednesday, January 12, 2022 10:02:34 Pacific Standard Time
Printed: Friday, January 14, 2022 09:57:44 Pacific Standard Time

ID: FC046E2-CAL,, /01, Name: FC2L_009S31, Description: 1,,2uL, Date: 11-Jan-2022, Time: 18:56:14

13C2-D4-6:2 FTS

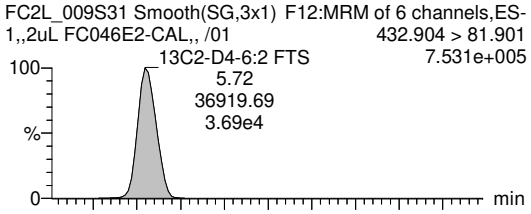

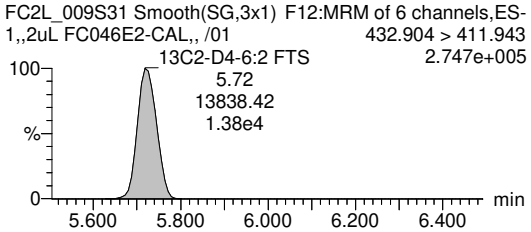

PV by TCH, SV by BRA 14-Jan-22, Conc. & LOD unit = ng for Inst QC, ng/mL for SPM, ng/L for samples

Quantify Sample Report **MassLynx MassLynx V4.1 SCN909**
SGS Axys Analytical Services, Ltd.

Dataset: G:\Masslynx\Inst_L\PFAS\quanfile\FC2L_009-b.qld

Last Altered: Wednesday, January 12, 2022 10:02:34 Pacific Standard Time
Printed: Friday, January 14, 2022 09:57:44 Pacific Standard Time

ID: FC046E2-CAL,, /01, Name: FC2L_009S31, Description: 1,,2uL, Date: 11-Jan-2022, Time: 18:56:14

#	IS#	Name	RT	Area	Confirm. Ion Area	IS Area	Std. Conc	Conc.	LOD	%Rec	Ratio (Pr...	Ratio	Ratio Fail(Y...	S/N	Noi...	IS Height	Samp. size	F2	Fla...
1	84	PFBA	1.56	127399		248382	20.000	20.451	0.0276	102.3				2228	841	3644756	1.000	1.0	db
2	85	PFPeA	4.27	49960		87090	10.000	9.494	0.1350	94.9				248	5297	1947687	1.000	1.0	bb
3	86	PFHxA	4.93	21327	4751	41574	5.000	4.832	0.0144	96.6	4.85	4.49	NO	1000	621	1215099	1.000	1.0	bd
4	87	PFHpA	5.36	28684	14302	50826	5.000	5.146	0.0211	102.9	2.16	2.01	NO	764	989	1283674	1.000	1.0	bb
5	88	PFOA-I	5.97	38002	18706	53787	0.000	4.828	0.0527		1.96	2.03	NO	273	2492	970039	1.000	1.0	bb
6	88	PFOA-II				53787	0.000		0.0527		0.00				2492	970039	1.000	1.0	
7	88	PFOA-III				53787	0.000		0.0527		0.00				2492	970039	1.000	1.0	
8	88	PFOA-IV				53787	0.000		0.0527		0.00				2492	970039	1.000	1.0	
9		PFOA-SUM		38002		53787	0.000	4.828	0.0527						2492	970039	1.000	1.0	
10	88	PFOA	5.97	38002	18706	53787	5.000	4.828	0.0527	96.6	1.96	2.03	NO	273	2492	970039	1.000	1.0	bb
11	89	PFNA-I	6.82	27050	9453	26665	0.000	4.952	0.0332		2.85	2.86	NO	439	1015	447412	1.000	1.0	bd
12	89	PFNA-II				26665	0.000		0.0332		0.00				1015	447412	1.000	1.0	
13	89	PFNA-III				26665	0.000		0.0332		0.00				1015	447412	1.000	1.0	
14		PFNA-SUM		27050		26665	0.000	4.952	0.0332						1015	447412	1.000	1.0	
15	89	PFNA	6.82	27050	9453	26665	5.000	4.952	0.0332	99.0	2.85	2.86	NO	439	1015	447412	1.000	1.0	bd
16	90	PFDA	7.44	23486	7643	26768	5.000	5.238	0.0203	104.8	3.07	3.07	NO	769	677	596839	1.000	1.0	bb
17	91	PFUnA	7.81	23696	4951	30204	5.000	5.142	0.0177	102.8	4.31	4.79	NO	859	729	809412	1.000	1.0	bb
18	92	PFDoA	8.06	26397	3495	24094	5.000	5.100	0.0181	102.0	7.42	7.55	NO	869	805	621915	1.000	1.0	bb
19	M...	PFTrDA	8.31	19463	6662	21770	5.000	5.308	0.0196	106.2	3.08	2.92	NO	867	533	500127	1.000	1.0	bb
20	93	PFTeDA	8.65	14792	5628	19447	5.000	5.095	0.0418	101.9	2.82	2.63	NO	363	787	378338	1.000	1.0	bb
21	94	PFBS	4.86	22254	8240	38279	5.000	5.043	0.0005	100.9	2.59	2.70	NO	277...	21	1024487	1.000	1.0	bb
22	95	PFPeS	5.36	18850	8534	34466	5.015	5.543	0.0009	110.5	2.24	2.21	NO	265...	17	567442	1.000	1.0	bb
23	95	PFHxS-I	6.03	17647	7767	34466	0.000	4.357	0.0111		2.37	2.27	NO	1208	246	567442	1.000	1.0	bb
24	95	PFHxS-II	5.83	1863	644	34466	0.000	0.460	0.0111		3.26	2.89	NO	133	246	567442	1.000	1.0	db
25	95	PFHxS-III	5.76	887	329	34466	0.000	0.219	0.0111		2.72	2.70	NO	72	246	567442	1.000	1.0	bd
26		PFHxS-SUM		20398		34466	0.000	5.036	0.0332						246	567442	1.000	1.0	
27	95	PFHxS	6.03	17647	7767	34466	5.000	4.357	0.0111	87.1	2.40	2.27	NO	1208	246	567442	1.000	1.0	bb
28	96	PFHpS	6.92	17023	8192	31265	5.011	5.016	0.0016	100.1	2.12	2.08	NO	7038	39	683958	1.000	1.0	db
29	96	PFOS-I	7.53	15155	6501	31265	0.000	3.902	0.0017		2.42	2.33	NO	6799	48	683958	1.000	1.0	db
30	96	PFOS-II	7.40	1555	465	31265	0.000	0.400	0.0017		2.75	3.35	NO	643	48	683958	1.000	1.0	dd
31	96	PFOS-III	7.33	1265	220	31265	0.000	0.326	0.0017		8.19	5.76	NO	525	48	683958	1.000	1.0	bd
32	96	PFOS-IV	7.15	33		31265	0.000	0.009	0.0017		2.14			13	48	683958	1.000	1.0	bb
33		PFOS-SUM		18009		31265	0.000	4.637	0.0068						48	683958	1.000	1.0	
34	96	PFOS	7.53	15155	6501	31265	5.000	3.902	0.0017	78.0	2.54	2.33	NO	6799	48	683958	1.000	1.0	db
35	96	PFNS	7.89	17215	7770	31265	5.010	4.667	0.0017	93.2	2.36	2.22	NO	9526	46	683958	1.000	1.0	db

PV by TCH, SV by BRA 14-Jan-22, Conc. & LOD unit = ng for Inst QC, ng/mL for SPM, ng/L for samples

Quantify Sample Report **MassLynx MassLynx V4.1 SCN909**
SGS Axys Analytical Services, Ltd.

Dataset: G:\Masslynx\Inst_L\PFAS\quanfile\FC2L_009-b.qld

Last Altered: Wednesday, January 12, 2022 10:02:34 Pacific Standard Time
Printed: Friday, January 14, 2022 09:57:44 Pacific Standard Time

ID: FC046E2-CAL,, /01, Name: FC2L_009S31, Description: 1,,2uL, Date: 11-Jan-2022, Time: 18:56:14

#	IS#	Name	RT	Area	Confirm. Ion Area	IS Area	Std. Conc	Conc.	LOD	%Rec	Ratio (Pr...	Ratio	Ratio Fail(Y...	S/N	Noi...	IS Height	Samp. size	F2	Fla...
36	96	PFDS	8.14	17120	7381	31265	5.000	4.861	0.0007	97.2	2.36	2.32	NO	244...	18	683958	1.000	1.0	bb
37	96	PFDoS	8.78	12776	5964	31265	5.008	4.403	0.0014	87.9	2.24	2.14	NO	8123	29	683958	1.000	1.0	bb
38	97	4:2 FTS	4.81	18829	46058	44006	20.000	18.147	0.0030	90.7	0.43	0.41	NO	167...	31	1279718	1.000	1.0	db
39	98	6:2 FTS	5.73	16724	39884	35071	18.000	18.452	0.0045	102.5	0.44	0.42	NO	119...	27	709302	1.000	1.0	bb
40	99	8:2 FTS	7.25	14101	25281	47495	20.000	22.195	0.0054	111.0	0.57	0.56	NO	127...	23	948712	1.000	1.0	bb
41	100	PFOSA-I	8.71	25774		56971	0.000	4.552	0.0023					5951	78	1024178	1.000	1.0	db
42	100	PFOSA-II	8.56	2119		56971	0.000	0.374	0.0023					390	78	1024178	1.000	1.0	dd
43		PFOSA-SUM		27893		56971	0.000	4.926	0.0046						78	1024178	1.000	1.0	
44	100	PFOSA	8.71	25774		56971	5.000	4.552	0.0023	91.0				5951	78	1024178	1.000	1.0	db
45	101	N-MeFOSA-I	10.11	4120	7570	6789	0.000	5.417	0.0113		0.55	0.54	NO	1436	84	200669	1.000	1.0	db
46	101	N-MeFOSA-II	9.93	250	213	6789	0.000	0.328	0.0113		1.14	1.17	NO	85	84	200669	1.000	1.0	dd
47		N-MeFOSA-SUM		4370		6789	0.000	5.745	0.0225						84	200669	1.000	1.0	
48	101	N-MeFOSA	10.11	4120	7570	6789	5.750	5.417	0.0113	94.2	0.53	0.54	NO	1436	84	200669	1.000	1.0	db
49	102	N-EtFOSA-I	10.41	7608	13381	6468	0.000	9.785	0.0074		0.55	0.57	NO	3976	57	194455	1.000	1.0	db
50	102	N-EtFOSA-II	10.25	1494	1258	6468	0.000	1.922	0.0074		1.28	1.19	NO	767	57	194455	1.000	1.0	dd
51		N-EtFOSA-SUM		9102		6468	0.000	11.707	0.0147						57	194455	1.000	1.0	
52	102	N-EtFOSA	10.41	7608	13381	6468	12.500	9.785	0.0074	78.3	0.53	0.57	NO	3976	57	194455	1.000	1.0	db
53	103	MeFOSAA-I	7.53	3880	1645	20523	0.000	4.445	0.0069		2.01	2.36	NO	1925	46	473136	1.000	1.0	db
54	103	MeFOSAA-II	7.41	374	310	20523	0.000	0.428	0.0069		1.84	1.20	NO	148	46	473136	1.000	1.0	dd
55	103	MeFOSAA-III	7.34	33	159	20523	0.000	0.038	0.0069		0.29	0.21	NO	15	46	473136	1.000	1.0	bd
56		MeFOSAA-SUM		4288		20523	0.000	4.912	0.0208						46	473136	1.000	1.0	
57	103	MeFOSAA	7.53	3880	1645	20523	5.000	4.445	0.0069	88.9	1.87	2.36	NO	1925	46	473136	1.000	1.0	db
58	104	EtFOSAA-I	7.68	2902	2279	19031	0.000	4.020	0.0144		1.24	1.27	NO	826	84	460475	1.000	1.0	db
59	104	EtFOSAA-II	7.59	186	271	19031	0.000	0.258	0.0144		0.34	0.69	YES	43	84	460475	1.000	1.0	dd
60	104	EtFOSAA-III	7.51	152	196	19031	0.000	0.210	0.0144		0.63	0.77	NO	41	84	460475	1.000	1.0	bd
61		EtFOSAA-SUM		3240		19031	0.000	4.488	0.0433						84	460475	1.000	1.0	
62	104	EtFOSAA	7.68	2902	2279	19031	5.000	4.020	0.0144	80.4	1.09	1.27	NO	826	84	460475	1.000	1.0	db
63	105	N-MeFOSE-I	10.00	218023		432804	0.000	45.696	0.0089					158...	395	12080...	1.000	1.0	bb
64	105	N-MeFOSE-II	9.87	20107		432804	0.000	4.214	0.0089					1247	395	12080...	1.000	1.0	db
65	105	N-MeFOSE-III	9.79	12109		432804	0.000	2.538	0.0089					609	395	12080...	1.000	1.0	bd
66		N-MeFOSE-SUM		250239		432804	0.000	52.448	0.0267						395	12080...	1.000	1.0	
67	105	N-MeFOSE	10.00	218023		432804	50.000	45.696	0.0089	91.4				158...	395	12080...	1.000	1.0	bb
68	106	N-EtFOSE-I	10.29	174318		464036	0.000	31.571	0.0078					121...	439	141130...	1.000	1.0	db
69	106	N-EtFOSE-II	10.18	30514		464036	0.000	5.526	0.0078					1705	439	141130...	1.000	1.0	dd
70	106	N-EtFOSE-III	10.12	34913		464036	0.000	6.323	0.0078					1641	439	141130...	1.000	1.0	dd

PV by TCH, SV by BRA 14-Jan-22, Conc. & LOD unit = ng for Inst QC, ng/mL for SPM, ng/L for samples

Quantify Sample Report **MassLynx MassLynx V4.1 SCN909**
SGS Axys Analytical Services, Ltd.

Dataset: G:\Masslynx\Inst_L\PFAS\quanfile\FC2L_009-b.qld

Last Altered: Wednesday, January 12, 2022 10:02:34 Pacific Standard Time
Printed: Friday, January 14, 2022 09:57:44 Pacific Standard Time

ID: FC046E2-CAL,, /01, Name: FC2L_009S31, Description: 1,,2uL, Date: 11-Jan-2022, Time: 18:56:14

#	IS#	Name	RT	Area	Confirm. Ion Area	IS Area	Std. Conc	Conc.	LOD	%Rec	Ratio (Pr...	Ratio	Ratio Fail(Y...	S/N	Noi...	IS Height	Samp. size	F2	Fla...
71		N-EtFOSE-SUM		239745		464036	0.000	43.421	0.0235						439	141130...	1.000	1.0	
72	106	N-EtFOSE	10.29	174318		464036	37.500	31.571	0.0078	84.2				121...	439	141130...	1.000	1.0	db
73	107	HFPO-DA	5.08	38361	8692	70859	19.000	19.810	0.0007	104.3	2.87	4.41	YES	882...	13	2134997	1.000	1.0	bb
74	107	ADONA	5.55	268989	253971	70859	20.000	21.640	0.0025	108.2	1.08	1.06	NO	184...	314	2134997	1.000	1.0	bb
75	107	9Cl-PF3ONS	7.79	73189	23234	70859	20.038	20.769	0.0028	103.6	3.20	3.15	NO	189...	99	2134997	1.000	1.0	bb
76	107	11Cl-PF3OUdS	8.32	36815	11482	70859	20.032	19.341	0.0021	96.6	3.13	3.21	NO	220...	40	2134997	1.000	1.0	bb
77	85	3:3 FTCA	3.57	5455	2896	87090	20.000	15.117	0.2115	75.6	1.75	1.88	NO	97	569	1947687	1.000	1.0	bb
78	86	5:3 FTCA	5.17	68160	50600	41574	125.000	95.274	0.0187	76.2	1.20	1.35	NO	125...	130	1215099	1.000	1.0	bb
79	86	7:3 FTCA	6.57	36795	53518	41574	125.000	88.142	0.1556	70.5	0.71	0.69	NO	639	633	1215099	1.000	1.0	bd
80	86	PFEESA	5.08	63073	7082	41574	5.000	4.804	0.0002	96.1	9.28	8.91	NO	868...	20	1215099	1.000	1.0	bb
81	85	PFMPA	2.54	80309		87090	10.000	10.093	0.0118	100.9				1073	701	1947687	1.000	1.0	bb
82	85	PFMBA	4.54	48983		87090	5.000	4.625	0.0010	92.5				156...	79	1947687	1.000	1.0	bb
83	86	NFDHA	4.87	911	528	41574	10.000	5.054	0.0132	50.5	0.94	1.73	YES	1113	23	1215099	1.000	1.0	bb
84	108	13C4-PFBA	1.56	248382		106753	40.000	40.747	0.0029	101.9				411...	89	1598636	1.000	1.0	bb
85	109	13C5-PFPeA	4.26	87090		54792	20.000	19.336	0.7945	96.7				53	36...	1677997	1.000	1.0	bd
86	109	13C5-PFHxA	4.93	41574	1792	54792	10.000	10.850	0.0004	108.5	23.32	23.20	NO	786...	15	1677997	1.000	1.0	bb
87	110	13C4-PFHpA	5.36	50826		15239	10.000	10.057	0.0050	100.6				8543	150	272641	1.000	1.0	bb
88	110	13C8-PFOA	5.97	53787		15239	10.000	9.469	0.0007	94.7				394...	25	272641	1.000	1.0	bb
89	111	13C9-PFNA	6.82	26665		24810	5.000	4.684	0.0015	93.7				9221	49	410904	1.000	1.0	bb
90	112	13C6-PFDA	7.44	26768		26028	5.000	5.110	0.0048	102.2				3211	186	573011	1.000	1.0	bb
91	112	13C7-PFUnA	7.81	30204		26028	5.000	5.313	0.0043	106.3				4553	178	573011	1.000	1.0	bb
92	112	13C2-PFDoA	8.06	24094		26028	5.000	4.924	0.0017	98.5				104...	60	573011	1.000	1.0	bb
93	112	13C2-PFTeDA	8.65	19447		26028	5.000	4.531	0.0024	90.6				4947	76	573011	1.000	1.0	bd
94	113	13C3-PFBS	4.86	38279	13310	31840	10.030	9.669	0.0012	96.4	2.73	2.88	NO	408...	25	518991	1.000	1.0	bb
95	113	13C3-PFHxS	6.02	34466	15037	31840	10.015	9.543	0.0062	95.3	2.38	2.29	NO	4697	121	518991	1.000	1.0	bb
96	114	13C8-PFOS	7.53	31265	14593	31721	10.062	10.853	0.0011	107.9	2.33	2.14	NO	288...	24	691368	1.000	1.0	bb
97	115	13C2-4:2 FTS	4.81	44006	19730	36920	20.168	21.775	0.0108	108.0	1.62	2.23	NO	8611	149	753063	1.000	1.0	bb
98	115	13C2-6:2 FTS	5.73	35071	16396	36920	19.998	20.913	0.0029	104.6	1.88	2.14	NO	211...	34	753063	1.000	1.0	bb
99	115	13C2-8:2 FTS	7.25	47495	14874	36920	20.040	17.901	0.0315	89.3	3.76	3.19	NO	1670	568	753063	1.000	1.0	bb
1...	114	13C8-PFOSA	8.70	56971		31721	10.000	9.884	0.0017	98.8				147...	69	691368	1.000	1.0	bb
1...	114	D3-N-MeFOSA	10.11	6789		31721	10.000	7.690	0.0176	76.9				1775	113	691368	1.000	1.0	dd
1...	114	D5-N-EtFOSA	10.40	6468		31721	10.000	7.311	0.0080	73.1				3793	51	691368	1.000	1.0	db
1...	115	D3-MeFOSAA	7.52	20523		36920	20.000	11.640	0.0073	58.2				5373	88	753063	1.000	1.0	bd
1...	115	D5-EtFOSAA	7.68	19031		36920	20.000	13.150	0.0032	65.7				144...	32	753063	1.000	1.0	dd
1...	114	D7-N-MeFOSE	9.98	432804		31721	100.000	73.710	0.0129	73.7				218...	552	691368	1.000	1.0	bb

PV by TCH, SV by BRA 14-Jan-22, Conc. & LOD unit = ng for Inst QC, ng/mL for SPM, ng/L for samples

Quantify Sample Report **MassLynx MassLynx V4.1 SCN909**
SGS Axys Analytical Services, Ltd.

Dataset: G:\Masslynx\Inst_L\PFAS\quanfile\FC2L_009-b.qld

Last Altered: Wednesday, January 12, 2022 10:02:34 Pacific Standard Time
Printed: Friday, January 14, 2022 09:57:44 Pacific Standard Time

ID: FC046E2-CAL,, /01, Name: FC2L_009S31, Description: 1,,2uL, Date: 11-Jan-2022, Time: 18:56:14

#	IS#	Name	RT	Area	Confirm. Ion Area	IS Area	Std. Conc	Conc.	LOD	%Rec	Ratio (Pr...	Ratio	Ratio Fail(Y...	S/N	Noi...	IS Height	Samp. size	F2	Fla...
1...	114	D9-N-EtFOSE	10.27	464036		31721	100.000	61.096	0.0159	61.1				160...	880	691368	1.000	1.0	bb
1...	109	13C3-HFPO-DA	5.08	70859	24393	54792	40.000	39.636	0.0058	99.1	2.64	2.90	NO	200...	106	1677997	1.000	1.0	bb
1...		13C3-PFBA	1.56	106753			20.000	21.685	0.0043	108.4				151...	105		1.000	1.0	bb
1...		13C2-PFHxA	4.93	54792	1674		10.000	10.027	0.0006	100.3	35.50	32.74	NO	510...	33		1.000	1.0	bb
110		13C4-PFOA	5.97	15239			10.000	11.607	0.0089	116.1				3908	70		1.000	1.0	bb
111		13C5-PFNA	6.82	24810			5.000	5.363	0.0013	107.3				124...	33		1.000	1.0	dd
112		13C2-PFDA	7.44	26028			5.000	5.042	0.0031	100.8				4835	119		1.000	1.0	bb
113		18O2-PFHxS	6.03	31840			10.050	11.197	0.0010	111.4				324...	16		1.000	1.0	bb
114		13C4-PFOS	7.53	31721	14293		10.150	10.274	0.0005	101.2	2.17	2.22	NO	592...	12		1.000	1.0	bb
115		13C2-D4-6:2 F...	5.72	36920	13838		20.000	57.574	0.0046	287.9	2.50	2.67	NO	376...	20		1.000	1.0	bd

PV by TCH, SV by BRA 14-Jan-22, Conc. & LOD unit = ng for Inst QC, ng/mL for SPM, ng/L for samples

Quantify Audit Report MassLynx MassLynx V4.1 SCN909
SGS Axys Analytical Services, Ltd.

Dataset: G:\Masslynx\Inst_L\PFAS\quanfile\FC2L_009-b.qld

Last Altered: Wednesday, January 12, 2022 10:02:34 Pacific Standard Time
Printed: Friday, January 14, 2022 13:51:11 Pacific Standard Time

Date	Time	Event	Details	Comments	Signed
12-Jan-22	09:49:41	Process Extract			
12-Jan-22	09:49:42	Process Integrate			TCH
12-Jan-22	09:49:44	Process Quantify			
12-Jan-22	09:49:44	Dataset Created			
12-Jan-22	09:49:57	Dataset Saved	Saved to 'C:\Users\tchen\Documents\C2_MassLynx\FC2L_009-b.qld'		
12-Jan-22	09:50:21	Method RT update			
12-Jan-22	09:50:30	Process Integrate			
12-Jan-22	09:50:31	Process Quantify			
12-Jan-22	09:51:20	Method modified			
12-Jan-22	09:52:09	Method modified			
12-Jan-22	09:53:02	Process Integrate			
12-Jan-22	09:53:03	Process Quantify			
12-Jan-22	09:53:04	Dataset Saved	Saved to 'C:\Users\tchen\Documents\C2_MassLynx\FC2L_009-b.qld'		
12-Jan-22	09:53:50	Peak added	Sample:FC2L_009S12, Compound:PFNS, RT:7.886	1	
12-Jan-22	09:53:50	Peak added	Sample:FC2L_009S12, Compound:PFNS, RT:7.886	1	
12-Jan-22	09:54:20	Peak added	Sample:FC2L_009S13, Compound:PFNS, RT:7.886	1	
12-Jan-22	09:54:20	Peak added	Sample:FC2L_009S13, Compound:PFNS, RT:7.886	1	
12-Jan-22	09:54:44	Pre modification peak	Sample:FC2L_009S13, Compound:7:3 FTCA, RT:6.578		
12-Jan-22	09:54:44	Peak modified	Sample:FC2L_009S13, Compound:7:3 FTCA, RT:6.578	1	
12-Jan-22	09:54:44	Pre modification peak	Sample:FC2L_009S13, Compound:7:3 FTCA, RT:6.578		
12-Jan-22	09:54:44	Peak modified	Sample:FC2L_009S13, Compound:7:3 FTCA, RT:6.578	1	
12-Jan-22	09:55:24	Pre modification peak	Sample:FC2L_009S13, Compound:3:3 FTCA, RT:3.524		
12-Jan-22	09:55:24	Peak modified	Sample:FC2L_009S13, Compound:3:3 FTCA, RT:3.524	3	
12-Jan-22	09:55:24	Pre modification peak	Sample:FC2L_009S13, Compound:3:3 FTCA, RT:3.526		
12-Jan-22	09:55:24	Peak modified	Sample:FC2L_009S13, Compound:3:3 FTCA, RT:3.526	3	
12-Jan-22	09:55:48	Peak modified	Sample:FC2L_009S13, Compound:7:3 FTCA, RT:6.578	3	
12-Jan-22	09:56:48	Pre modification peak	Sample:FC2L_009S12, Compound:NFDHA, RT:4.871		
12-Jan-22	09:56:48	Peak modified	Sample:FC2L_009S12, Compound:NFDHA, RT:4.871	3	
12-Jan-22	09:56:48	Pre modification peak	Sample:FC2L_009S12, Compound:NFDHA, RT:4.884		
12-Jan-22	09:56:48	Peak modified	Sample:FC2L_009S12, Compound:NFDHA, RT:4.884	3	
12-Jan-22	09:57:05	Pre modification peak	Sample:FC2L_009S13, Compound:NFDHA, RT:4.878		
12-Jan-22	09:57:05	Peak modified	Sample:FC2L_009S13, Compound:NFDHA, RT:4.878	4	
12-Jan-22	09:57:52	Pre modification peak	Sample:FC2L_009S15, Compound:NFDHA, RT:4.878		
12-Jan-22	09:57:52	Peak modified	Sample:FC2L_009S15, Compound:NFDHA, RT:4.878	4	
12-Jan-22	09:57:52	Pre modification peak	Sample:FC2L_009S15, Compound:NFDHA, RT:4.871		
12-Jan-22	09:57:52	Peak modified	Sample:FC2L_009S15, Compound:NFDHA, RT:4.871	4	
12-Jan-22	09:58:22	Pre modification peak	Sample:FC2L_009S16, Compound:NFDHA, RT:4.878		

PV by TCH, SV by BRA 14-Jan-22. see definitions on the number on 'Comment' column in case narratives

Quantify Audit Report MassLynx MassLynx V4.1 SCN909
SGS Axys Analytical Services, Ltd.

Dataset: G:\Masslynx\Inst_L\PFAS\quanfile\FC2L_009-b.qld

Last Altered: Wednesday, January 12, 2022 10:02:34 Pacific Standard Time
Printed: Friday, January 14, 2022 13:51:11 Pacific Standard Time

Date	Time	Event	Details	Comments	Signed
12-Jan-22	09:58:22	Peak modified	Sample:FC2L_009S16, Compound:NFDHA, RT:4.878	4	TCH
12-Jan-22	09:58:22	Pre modification peak	Sample:FC2L_009S16, Compound:NFDHA, RT:4.871		
12-Jan-22	09:58:22	Peak modified	Sample:FC2L_009S16, Compound:NFDHA, RT:4.871	4	
12-Jan-22	09:58:53	Pre modification peak	Sample:FC2L_009S17, Compound:NFDHA, RT:4.871		
12-Jan-22	09:58:53	Peak modified	Sample:FC2L_009S17, Compound:NFDHA, RT:4.871	4	
12-Jan-22	09:58:53	Pre modification peak	Sample:FC2L_009S17, Compound:NFDHA, RT:4.865		
12-Jan-22	09:58:53	Peak modified	Sample:FC2L_009S17, Compound:NFDHA, RT:4.865	4	
12-Jan-22	09:59:28	Pre modification peak	Sample:FC2L_009S18, Compound:NFDHA, RT:4.884		
12-Jan-22	09:59:28	Peak modified	Sample:FC2L_009S18, Compound:NFDHA, RT:4.884	4	
12-Jan-22	09:59:28	Pre modification peak	Sample:FC2L_009S18, Compound:NFDHA, RT:4.871		
12-Jan-22	09:59:28	Peak modified	Sample:FC2L_009S18, Compound:NFDHA, RT:4.871	4	
12-Jan-22	09:59:44	Pre modification peak	Sample:FC2L_009S19, Compound:NFDHA, RT:4.871		
12-Jan-22	09:59:44	Peak modified	Sample:FC2L_009S19, Compound:NFDHA, RT:4.871	4	
12-Jan-22	10:00:00	Peak deleted	Sample:FC2L_009S20, Compound:NFDHA, RT:4.572	1	
12-Jan-22	10:00:00	Peak deleted	Sample:FC2L_009S20, Compound:NFDHA, RT:4.572	1	
12-Jan-22	10:00:17	Peak added	Sample:FC2L_009S21, Compound:NFDHA, RT:4.847	7	
12-Jan-22	10:00:17	Peak added	Sample:FC2L_009S21, Compound:NFDHA, RT:4.871	7	
12-Jan-22	10:00:35	Peak added	Sample:FC2L_009S22, Compound:NFDHA, RT:4.871	7	
12-Jan-22	10:00:35	Peak added	Sample:FC2L_009S22, Compound:NFDHA, RT:4.865	7	
12-Jan-22	10:00:49	Peak added	Sample:FC2L_009S23, Compound:NFDHA, RT:4.865	7	
12-Jan-22	10:00:49	Peak added	Sample:FC2L_009S23, Compound:NFDHA, RT:4.865	7	
12-Jan-22	10:01:14	Peak deleted	Sample:FC2L_009S24, Compound:NFDHA, RT:4.605	1	
12-Jan-22	10:01:14	Peak deleted	Sample:FC2L_009S24, Compound:NFDHA, RT:4.630	1	
12-Jan-22	10:01:14	Peak added	Sample:FC2L_009S24, Compound:NFDHA, RT:4.853	1	
12-Jan-22	10:01:21	Peak deleted	Sample:FC2L_009S24, Compound:NFDHA, RT:4.482	1	
12-Jan-22	10:01:21	Peak deleted	Sample:FC2L_009S24, Compound:NFDHA, RT:4.490	1	
12-Jan-22	10:01:35	Peak added	Sample:FC2L_009S26, Compound:NFDHA, RT:4.884	7	
12-Jan-22	10:01:35	Peak added	Sample:FC2L_009S26, Compound:NFDHA, RT:4.853	7	
12-Jan-22	10:01:43	Peak deleted	Sample:FC2L_009S27, Compound:NFDHA, RT:4.822	1	
12-Jan-22	10:01:43	Peak deleted	Sample:FC2L_009S27, Compound:NFDHA, RT:4.822	1	
12-Jan-22	10:02:06	Pre modification peak	Sample:FC2L_009S29, Compound:NFDHA, RT:4.871		
12-Jan-22	10:02:06	Peak modified	Sample:FC2L_009S29, Compound:NFDHA, RT:4.871	4	
12-Jan-22	10:02:19	Pre modification peak	Sample:FC2L_009S30, Compound:NFDHA, RT:4.871		
12-Jan-22	10:02:19	Peak modified	Sample:FC2L_009S30, Compound:NFDHA, RT:4.871	4	
12-Jan-22	10:02:32	Pre modification peak	Sample:FC2L_009S31, Compound:NFDHA, RT:4.871		
12-Jan-22	10:02:32	Peak modified	Sample:FC2L_009S31, Compound:NFDHA, RT:4.871	4	
12-Jan-22	10:02:36	Dataset Saved	Saved to 'C:\Users\tchen\Documents\C2_MassLynx\FC2L_009-b.qld'		

PV by TCH, SV by BRA 14-Jan-22. see definitions on the number on 'Comment' column in case narratives

Accreditation Scope

SGS AXYS Analytical Services Ltd.
file ref.: ACC-103 Rev. 60

				Serum	Solids												Tissue and Tissue Flora							Urine	Water	Water, Non-Potable										AFFF	
Compound Class	Compound	Accredited Method ID	SGS AXYS Method ID	CALA	Alaska DEC	ANAB DoD **	ANAB ISO 17025	CALA	California WB	Florida DOH	Maine DOH	Minnesota DOH	New Jersey DEP	New York DOH	Virginia DGS	Washington DE	ANAB DoD **	ANAB ISO 17025	CALA	Florida DOH	Minnesota DOH	New Jersey DEP	Virginia DGS	CALA	CALA	Alaska DEC	ANAB DoD **	ANAB ISO 17025	California WB	Florida DOH	Maine DOH	Minnesota DOH	New Jersey DEP	New York DOH	Pennsylvania DEP	Virginia DGS	Washington DE *	ANAB DoD **	ANAB ISO 17025
BFR	BTBPE	SGS AXYS MLA-033	MLA-033					Y											Y						Y														
	DBDPE	SGS AXYS MLA-033	MLA-033					Y											Y						Y														
	HBB	SGS AXYS MLA-033	MLA-033					Y											Y						Y														
	PBEB	SGS AXYS MLA-033	MLA-033					Y											Y						Y														
Bisphenols	Bisphenol A	SGS AXYS MLA-113	MLA-113					Y																	Y														
	Bisphenol AF	SGS AXYS MLA-113	MLA-113					Y																	Y														
	Bisphenol B	SGS AXYS MLA-113	MLA-113					Y																	Y														
	Bisphenol E	SGS AXYS MLA-113	MLA-113					Y																	Y														
	Bisphenol F	SGS AXYS MLA-113	MLA-113					Y																	Y														
	Bisphenol S	SGS AXYS MLA-113	MLA-113					Y																	Y														
BPA and MPE	4,4'-dihydroxy-2,2-diphenylpropane (Bisphenol A) (BPA)	SGS AXYS MLA-059	MLA-059																					Y														
	Mono-(2-ethyl-5-hydroxyhexyl) phthalate (MEHHP)	SGS AXYS MLA-059	MLA-059																					Y														
	Mono-(2-ethyl-5-oxohexyl) phthalate (MEOHP)	SGS AXYS MLA-059	MLA-059																					Y														
	Mono-(3-carboxypropyl) phthalate (MCPP)	SGS AXYS MLA-059	MLA-059																					Y														
	Mono-2-ethylhexyl phthalate (MEHP)	SGS AXYS MLA-059	MLA-059																					Y														
	Mono-benzyl phthalate (MBzP)	SGS AXYS MLA-059	MLA-059																					Y														
	Mono-butyl phthalate (MBP) (n + iso)	SGS AXYS MLA-059	MLA-059																					Y														
	Mono-cyclohexyl phthalate (MCHP)	SGS AXYS MLA-059	MLA-059																					Y														
	Mono-ethyl phthalate (MEP)	SGS AXYS MLA-059	MLA-059																					Y														
	Mono-iso-nonyl phthalate (MiNP)	SGS AXYS MLA-059	MLA-059																					Y														
	Mono-methyl phthalate (MMP)	SGS AXYS MLA-059	MLA-059																					Y														
	Mono-(2-ethyl-5-carboxypentyl) phthalate (MECPP)	SGS AXYS MLA-059	MLA-059																																			
OC Pesticides	"Organochlorine Pesticides and PCBs" category (CA only)	EPA 608	MLA-007																										Y									
		EPA 625	MLA-007																										Y									
	"Organochlorine Pesticides" category (CA only)	EPA 8081	MLA-007						Y																													
	"Pesticides" category (CA only)	EPA 8270	MLA-007						Y																													
	2,4'-DDD	EPA 625	MLA-007																											Y								
		EPA 8270	MLA-007							Y						Y																						
		EPA 1699	MLA-028							Y										Y										Y								
		SGS AXYS MLA-028	MLA-028	Y				Y		Y						Y			Y	Y					Y					Y								Y	
		SGS AXYS MLA-007	MLA-007					Y		Y									Y						Y					Y									
		SGS AXYS MLA-228	MLA-228					Y		Y					Y	Y			Y	Y			Y		Y					Y							Y	Y	
	2,4'-DDE	EPA 625	MLA-007																										Y									
		EPA 8270	MLA-007							Y						Y																						
		EPA 1699	MLA-028							Y										Y										Y								
		SGS AXYS MLA-028	MLA-028	Y				Y		Y						Y			Y	Y					Y					Y								Y	
		SGS AXYS MLA-007	MLA-007					Y		Y									Y						Y					Y									
		SGS AXYS MLA-228	MLA-228					Y		Y					Y	Y			Y	Y			Y		Y					Y							Y	Y	
	2,4'-DDT	EPA 625	MLA-007																										Y									
		EPA 8270	MLA-007							Y						Y																						
		EPA 1699	MLA-028							Y										Y										Y								
		SGS AXYS MLA-028	MLA-028	Y				Y		Y						Y			Y	Y					Y					Y								Y	
		SGS AXYS MLA-007	MLA-007					Y		Y									Y						Y					Y									
		SGS AXYS MLA-228	MLA-228					Y		Y					Y	Y			Y	Y			Y		Y					Y							Y	Y	
	4,4'-DDD	EPA 625	MLA-007																										Y	Y	Y			Y		Y		
		EPA 8270	MLA-007						Y	Y	Y			Y	Y	Y																						
		EPA 1699	MLA-028							Y										Y										Y								
		SGS AXYS MLA-028	MLA-028	Y				Y		Y						Y			Y	Y					Y					Y								Y	
		SGS AXYS MLA-007	MLA-007					Y		Y									Y						Y					Y									
		SGS AXYS MLA-228	MLA-228					Y		Y					Y	Y			Y	Y			Y		Y					Y							Y	Y	
	4,4'-DDE	EPA 625	MLA-007																										Y	Y	Y			Y		Y		
		EPA 8270	MLA-007						Y	Y	Y			Y	Y	Y																						
		EPA 1699	MLA-028							Y										Y										Y								
		SGS AXYS MLA-028	MLA-028	Y				Y		Y						Y			Y	Y					Y					Y								Y	
		SGS AXYS MLA-007	MLA-007					Y		Y									Y						Y					Y									
		SGS AXYS MLA-228	MLA-228					Y		Y					Y	Y			Y	Y			Y		Y					Y							Y	Y	
	4,4'-DDT	EPA 625	MLA-007																										Y	Y	Y			Y		Y		
		EPA 8270	MLA-007						Y	Y	Y			Y	Y	Y																						
		EPA 1699	MLA-028							Y										Y										Y								
		SGS AXYS MLA-028	MLA-028	Y				Y		Y						Y			Y	Y					Y					Y								Y	
		SGS AXYS MLA-007	MLA-007					Y		Y									Y						Y					Y									
		SGS AXYS MLA-228	MLA-228					Y		Y					Y	Y			Y	Y			Y		Y					Y							Y	Y	
	Aldrin	EPA 625	MLA-007																										Y	Y	Y			Y		Y		
		EPA 8270	MLA-007						Y	Y	Y			Y	Y	Y																						

Accreditation Scope

SGS AXYS Analytical Services Ltd.
file ref.: ACC-103 Rev. 60

				Serum	Solids												Tissue and Tissue Flora							Urine	Water	Water, Non-Potable										AFFF	
Compound Class	Compound	Accredited Method ID	SGS AXYS Method ID	CALA	Alaska DEC	ANAB DoD **	ANAB ISO 17025	CALA	California WB	Florida DOH	Maine DOH	Minnesota DOH	New Jersey DEP	New York DOH	Virginia DGS	Washington DE	ANAB DoD **	ANAB ISO 17025	CALA	Florida DOH	Minnesota DOH	New Jersey DEP	Virginia DGS	CALA	CALA	Alaska DEC	ANAB DoD **	ANAB ISO 17025	California WB	Florida DOH	Maine DOH	Minnesota DOH	New Jersey DEP	New York DOH	Pennsylvania DEP	Virginia DGS	Washington DE *	ANAB DoD **	ANAB ISO 17025
		EPA 1699	MLA-028							Y										Y										Y									
		SGS AXYS MLA-028	MLA-028	Y				Y		Y						Y			Y	Y					Y						Y							Y		
		SGS AXYS MLA-007	MLA-007					Y		Y									Y						Y						Y									
		SGS AXYS MLA-228	MLA-228					Y		Y					Y	Y			Y	Y			Y		Y						Y						Y	Y		
	Alpha-HCH	EPA 625	MLA-007																										Y	Y	Y			Y		Y			
		EPA 8270	MLA-007						Y	Y	Y			Y	Y	Y																							
		EPA 1699	MLA-028							Y										Y										Y									
		SGS AXYS MLA-028	MLA-028	Y				Y		Y						Y			Y	Y					Y						Y							Y		
		SGS AXYS MLA-007	MLA-007					Y		Y									Y						Y						Y									
		SGS AXYS MLA-228	MLA-228					Y		Y					Y	Y			Y	Y			Y		Y						Y						Y	Y		
	Beta-HCH	EPA 625	MLA-007																										Y	Y	Y			Y		Y			
		EPA 8270	MLA-007						Y	Y	Y			Y	Y	Y																							
		EPA 1699	MLA-028							Y										Y										Y									
		SGS AXYS MLA-028	MLA-028	Y				Y		Y						Y			Y	Y					Y						Y							Y		
		SGS AXYS MLA-007	MLA-007					Y		Y									Y						Y						Y									
		SGS AXYS MLA-228	MLA-228					Y		Y					Y	Y			Y	Y			Y		Y						Y						Y	Y		
	Chlordane, technical	EPA 8270	MLA-007							Y	Y			Y	Y															Y	Y			Y		Y			
		SGS AXYS MLA-007	MLA-007							Y																				Y									
		SGS AXYS MLA-228	MLA-228																											Y									
	cis-Chlordane (alpha-Chlordane)	EPA 8270	MLA-007							Y	Y			Y		Y														Y	Y			Y					
		EPA 1699	MLA-028							Y										Y										Y									
		SGS AXYS MLA-028	MLA-028	Y				Y		Y						Y			Y	Y					Y						Y							Y		
		SGS AXYS MLA-007	MLA-007					Y		Y									Y						Y						Y									
		SGS AXYS MLA-228	MLA-228					Y		Y					Y	Y			Y	Y			Y		Y						Y						Y	Y		
	cis-Nonachlor	EPA 8270	MLA-007							Y						Y														Y									
		EPA 1699	MLA-028							Y										Y										Y									
		SGS AXYS MLA-028	MLA-028	Y				Y		Y						Y			Y	Y					Y						Y							Y		
		SGS AXYS MLA-007	MLA-007					Y		Y									Y						Y						Y									
		SGS AXYS MLA-228	MLA-228					Y		Y					Y	Y			Y	Y			Y		Y						Y						Y	Y		
	Delta-HCH	EPA 608	MLA-007																										Y	Y	Y			Y		Y			
		EPA 8081	MLA-007						Y	Y	Y			Y	Y	Y																							
		EPA 1699	MLA-028							Y										Y										Y									
		SGS AXYS MLA-028	MLA-028	Y				Y		Y						Y			Y	Y					Y						Y							Y		
		SGS AXYS MLA-007	MLA-007					Y		Y									Y						Y						Y									
		SGS AXYS MLA-228	MLA-228					Y		Y					Y	Y			Y	Y			Y		Y						Y						Y	Y		
	Dieldrin	EPA 608	MLA-007																										Y	Y	Y			Y		Y			
		EPA 8081	MLA-007						Y	Y	Y			Y	Y	Y																							
		EPA 1699	MLA-028							Y										Y										Y									
		SGS AXYS MLA-028	MLA-028	Y				Y		Y						Y			Y	Y					Y						Y							Y		
		SGS AXYS MLA-007	MLA-007					Y		Y									Y						Y						Y									
		SGS AXYS MLA-228	MLA-228					Y		Y					Y	Y			Y	Y			Y		Y						Y						Y	Y		
	Endosulphan I	EPA 608	MLA-007																										Y	Y	Y			Y		Y			
		EPA 8081	MLA-007						Y	Y	Y			Y	Y	Y																							
		EPA 1699	MLA-028							Y										Y										Y									
		SGS AXYS MLA-028	MLA-028	Y				Y		Y						Y			Y	Y					Y						Y							Y		
		SGS AXYS MLA-007	MLA-007					Y		Y									Y						Y						Y									
		SGS AXYS MLA-228	MLA-228					Y		Y					Y	Y			Y	Y			Y		Y						Y						Y	Y		
	Endosulphan II	EPA 608	MLA-007																										Y	Y	Y			Y		Y			
		EPA 8081	MLA-007						Y	Y	Y			Y	Y	Y																							
		EPA 1699	MLA-028							Y										Y										Y									
		SGS AXYS MLA-028	MLA-028	Y				Y		Y						Y			Y	Y					Y						Y							Y		
		SGS AXYS MLA-007	MLA-007					Y		Y									Y						Y						Y									
		SGS AXYS MLA-228	MLA-228					Y		Y					Y	Y			Y	Y			Y		Y						Y						Y	Y		
	Endosulphan sulphate	EPA 608	MLA-007																										Y	Y	Y			Y		Y			
		EPA 8081	MLA-007						Y	Y	Y			Y	Y	Y																							
		EPA 1699	MLA-028							Y										Y										Y									
		SGS AXYS MLA-028	MLA-028	Y				Y		Y						Y			Y	Y					Y						Y							Y		
		SGS AXYS MLA-007	MLA-007					Y		Y									Y						Y						Y									
		SGS AXYS MLA-228	MLA-228					Y		Y					Y	Y			Y	Y			Y		Y						Y						Y	Y		
	Endrin	EPA 608	MLA-007																										Y	Y	Y			Y		Y			
		EPA 8081	MLA-007						Y	Y	Y			Y	Y	Y																							
		EPA 1699	MLA-028							Y										Y										Y									
		SGS AXYS MLA-028	MLA-028	Y				Y		Y						Y			Y	Y					Y						Y							Y		
		SGS AXYS MLA-007	MLA-007					Y		Y									Y						Y						Y									

Accreditation Scope

SGS AXYS Analytical Services Ltd.
file ref.: ACC-103 Rev. 60

				Serum	Solids												Tissue and Tissue Flora							Urine	Water	Water, Non-Potable										AFFF	
Compound Class	Compound	Accredited Method ID	SGS AXYS Method ID	CALA	Alaska DEC	ANAB DoD **	ANAB ISO 17025	CALA	California WB	Florida DOH	Maine DOH	Minnesota DOH	New Jersey DEP	New York DOH	Virginia DGS	Washington DE	ANAB DoD **	ANAB ISO 17025	CALA	Florida DOH	Minnesota DOH	New Jersey DEP	Virginia DGS	CALA	CALA	Alaska DEC	ANAB DoD **	ANAB ISO 17025	California WB	Florida DOH	Maine DOH	Minnesota DOH	New Jersey DEP	New York DOH	Pennsylvania DEP	Virginia DGS	Washington DE *	ANAB DoD **	ANAB ISO 17025
		SGS AXYS MLA-228	MLA-228					Y		Y					Y	Y			Y	Y			Y		Y						Y					Y	Y		
	Endrin aldehyde	EPA 608	MLA-007																										Y	Y	Y			Y		Y			
		EPA 8081	MLA-007						Y	Y	Y			Y	Y	Y																						
		EPA 1699	MLA-028							Y										Y										Y								
		SGS AXYS MLA-028	MLA-028	Y				Y		Y						Y			Y	Y				Y						Y							Y	
		SGS AXYS MLA-007	MLA-007					Y		Y														Y						Y								
		SGS AXYS MLA-228	MLA-228					Y		Y					Y	Y			Y	Y			Y	Y						Y						Y	Y	
	Endrin ketone	EPA 8081	MLA-007						Y	Y				Y		Y																					
		EPA 1699	MLA-028							Y										Y										Y								
		SGS AXYS MLA-028	MLA-028	Y				Y		Y						Y			Y	Y				Y						Y							Y	
		SGS AXYS MLA-007	MLA-007					Y		Y									Y					Y						Y								
		SGS AXYS MLA-228	MLA-228					Y		Y					Y	Y			Y	Y			Y	Y						Y						Y	Y	
	Gamma-HCH (Lindane)	EPA 625	MLA-007																										Y	Y	Y			Y		Y			
		EPA 8270	MLA-007						Y	Y	Y			Y	Y	Y																						
		EPA 1699	MLA-028							Y										Y										Y								
		SGS AXYS MLA-028	MLA-028	Y				Y		Y						Y			Y	Y				Y						Y							Y	
		SGS AXYS MLA-007	MLA-007					Y		Y									Y					Y						Y								
		SGS AXYS MLA-228	MLA-228					Y		Y					Y	Y			Y	Y			Y	Y						Y						Y	Y	
	Heptachlor	EPA 625	MLA-007																										Y	Y	Y			Y		Y			
		EPA 8270	MLA-007						Y	Y	Y			Y	Y	Y																						
		EPA 1699	MLA-028							Y										Y										Y								
		SGS AXYS MLA-028	MLA-028	Y				Y		Y						Y			Y	Y				Y						Y							Y	
		SGS AXYS MLA-007	MLA-007					Y		Y									Y					Y						Y								
		SGS AXYS MLA-228	MLA-228					Y		Y					Y	Y			Y	Y			Y	Y						Y						Y	Y	
	Heptachlor epoxide	EPA 608	MLA-007																										Y	Y	Y			Y		Y			
		EPA 8081	MLA-007						Y	Y	Y			Y	Y	Y																						
		EPA 1699	MLA-028							Y										Y										Y								
		SGS AXYS MLA-028	MLA-028	Y				Y		Y						Y			Y	Y				Y						Y							Y	
		SGS AXYS MLA-007	MLA-007					Y		Y									Y					Y						Y								
		SGS AXYS MLA-228	MLA-228					Y		Y					Y	Y			Y	Y			Y	Y						Y						Y	Y	
	Hexachlorobenzene	EPA 1625	MLA-007																										Y	Y				Y					
		EPA 8270	MLA-007							Y	Y			Y	Y	Y																						
		EPA 1699	MLA-028							Y										Y										Y								
		SGS AXYS MLA-028	MLA-028	Y						Y						Y			Y	Y						Y				Y							Y	
		SGS AXYS MLA-007	MLA-007					Y		Y									Y							Y				Y								
		SGS AXYS MLA-228	MLA-228							Y					Y	Y			Y	Y			Y			Y				Y						Y	Y	
	Methoxychlor	EPA 608	MLA-007																											Y				Y		Y			
		EPA 8081	MLA-007						Y	Y	Y			Y	Y	Y																						
		EPA 1699	MLA-028							Y										Y										Y								
		SGS AXYS MLA-028	MLA-028	Y				Y		Y						Y			Y	Y						Y				Y							Y	
		SGS AXYS MLA-007	MLA-007					Y		Y									Y							Y				Y								
		SGS AXYS MLA-228	MLA-228					Y		Y					Y	Y			Y	Y			Y			Y				Y						Y	Y	
	Mirex	EPA 8270	MLA-007							Y				Y		Y														Y	Y			Y		Y			
		EPA 1699	MLA-028							Y										Y										Y								
		SGS AXYS MLA-028	MLA-028	Y				Y		Y						Y			Y	Y						Y				Y							Y	
		SGS AXYS MLA-007	MLA-007					Y		Y									Y							Y				Y								
		SGS AXYS MLA-228	MLA-228					Y		Y					Y	Y			Y	Y			Y			Y				Y						Y	Y	
	Oxychlordane	EPA 8270	MLA-007							Y																												
		EPA 1699	MLA-028							Y										Y										Y								
		SGS AXYS MLA-028	MLA-028	Y				Y		Y						Y			Y	Y						Y				Y							Y	
		SGS AXYS MLA-007	MLA-007					Y		Y									Y							Y				Y								
		SGS AXYS MLA-228	MLA-228					Y		Y					Y	Y			Y	Y			Y			Y				Y						Y	Y	
	Toxaphene	EPA 8270	MLA-007																																			
		SGS AXYS MLA-007	MLA-007					Y											Y							Y												
	trans-Chlordane (gamma-Chlordane)	EPA 8270	MLA-007							Y	Y			Y		Y														Y	Y			Y					
		EPA 1699	MLA-028							Y										Y										Y								
		SGS AXYS MLA-028	MLA-028	Y				Y		Y						Y			Y	Y						Y				Y							Y	
		SGS AXYS MLA-007	MLA-007					Y		Y									Y							Y				Y								
		SGS AXYS MLA-228	MLA-228					Y		Y					Y	Y			Y	Y			Y			Y				Y						Y	Y	
	trans-Nonachlor	EPA 8270	MLA-007							Y						Y														Y								
		EPA 1699	MLA-028							Y										Y										Y								
		SGS AXYS MLA-028	MLA-028	Y				Y		Y						Y			Y	Y						Y				Y							Y	
		SGS AXYS MLA-007	MLA-007					Y		Y									Y											Y								
		SGS AXYS MLA-228	MLA-228					Y		Y					Y	Y			Y	Y			Y			Y				Y						Y	Y	

Accreditation Scope

SGS AXYS Analytical Services Ltd.
file ref.: ACC-103 Rev. 60

				Serum	Solids												Tissue and Tissue Flora							Urine	Water	Water, Non-Potable										AFFF	
Compound Class	Compound	Accredited Method ID	SGS AXYS Method ID	CALA	Alaska DEC	ANAB DoD **	ANAB ISO 17025	CALA	California WB	Florida DOH	Maine DOH	Minnesota DOH	New Jersey DEP	New York DOH	Virginia DGS	Washington DE	ANAB DoD **	ANAB ISO 17025	CALA	Florida DOH	Minnesota DOH	New Jersey DEP	Virginia DGS	CALA	CALA	Alaska DEC	ANAB DoD **	ANAB ISO 17025	California WB	Florida DOH	Maine DOH	Minnesota DOH	New Jersey DEP	New York DOH	Pennsylvania DEP	Virginia DGS	Washington DE *	ANAB DoD **	ANAB ISO 17025
PAH	"Extractable Organics" category (CA only)	EPA 8270	MLA-021						Y																														
	"Semi-volatile Organic Compounds" category (CA only)	EPA 1625	MLA-021																																				
	1,2,6-Trimethylphenanthrene	SGS AXYS MLA-021	MLA-021					Y																	Y														
	1,2-Dimethylnaphthalene	SGS AXYS MLA-021	MLA-021					Y																	Y														
	1,4,6,7-Tetramethylnaphthalene	SGS AXYS MLA-021	MLA-021					Y																	Y														
	1,7-Dimethylfluorene	SGS AXYS MLA-021	MLA-021					Y																	Y														
	1,7-Dimethylphenanthrene	SGS AXYS MLA-021	MLA-021					Y																	Y														
	1,8-Dimethylphenanthrene	SGS AXYS MLA-021	MLA-021					Y																	Y														
	1-Methylchrysene	SGS AXYS MLA-021	MLA-021					Y																	Y														
	1-Methylnaphthalene	SGS AXYS MLA-021	MLA-021					Y																	Y														
	1-Methylphenanthrene	SGS AXYS MLA-021	MLA-021					Y																	Y														
	2,3,5-Trimethylnaphthalene	SGS AXYS MLA-021	MLA-021					Y																	Y														
	2,3,6-Trimethylnaphthalene	SGS AXYS MLA-021	MLA-021					Y																	Y														
	2,4-Dimethyldibenzothiophene	SGS AXYS MLA-021	MLA-021					Y																	Y														
	2,6-Dimethylnaphthalene	SGS AXYS MLA-021	MLA-021					Y																	Y														
	2,6-Dimethylphenanthrene	SGS AXYS MLA-021	MLA-021					Y																	Y														
	2-Methylanthracene	SGS AXYS MLA-021	MLA-021					Y																	Y														
	2-Methyldibenzothiophene	SGS AXYS MLA-021	MLA-021					Y																	Y														
	2-Methylfluorene	SGS AXYS MLA-021	MLA-021					Y																	Y														
	2-Methylnaphthalene	EPA 8270	MLA-021							Y				Y						Y										Y									
		SGS AXYS MLA-021	MLA-021					Y							Y	Y			Y	Y			Y		Y					Y							Y		
	2-Methylphenanthrene	SGS AXYS MLA-021	MLA-021					Y																	Y														
	3,6-Dimethylphenanthrene	SGS AXYS MLA-021	MLA-021					Y																	Y														
	3-Methyldibenzothiophene	SGS AXYS MLA-021	MLA-021					Y																	Y														
	3-Methylfluoranthene/ Benzo(a)fluorene	SGS AXYS MLA-021	MLA-021					Y																	Y														
	3-Methylphenanthrene	SGS AXYS MLA-021	MLA-021					Y																	Y														
	5,9-Dimethylchrysene	SGS AXYS MLA-021	MLA-021					Y																	Y														
	5/6-Methylchrysenes	SGS AXYS MLA-021	MLA-021					Y																	Y														
	7-Methylbenzo(a)pyrene	SGS AXYS MLA-021	MLA-021					Y																	Y														
	9/4-Methylphenanthrenes	SGS AXYS MLA-021	MLA-021					Y																	Y														
	Acenaphthene	EPA 1625	MLA-021																										Y	Y				Y		Y			
		EPA 8270	MLA-021						Y	Y	Y			Y	Y					Y																			
		SGS AXYS MLA-021	MLA-021					Y		Y					Y	Y			Y	Y			Y		Y					Y							Y		
	Acenaphthylene	EPA 1625	MLA-021																										Y	Y				Y		Y			
		EPA 8270	MLA-021						Y	Y	Y			Y	Y					Y																			
		SGS AXYS MLA-021	MLA-021					Y		Y					Y	Y			Y	Y			Y		Y					Y							Y		
	Anthracene	EPA 1625	MLA-021																										Y	Y				Y		Y			
		EPA 8270	MLA-021						Y	Y	Y			Y	Y					Y																			
		SGS AXYS MLA-021	MLA-021					Y		Y					Y	Y			Y	Y			Y		Y					Y							Y		
	Benz[a]anthracene	EPA 1625	MLA-021																										Y	Y				Y		Y			
		EPA 8270	MLA-021						Y	Y	Y			Y	Y					Y																			
		SGS AXYS MLA-021	MLA-021					Y		Y					Y	Y			Y	Y			Y		Y					Y							Y		
	Benzo[a]pyrene	EPA 1625	MLA-021																										Y	Y				Y		Y			
		EPA 8270	MLA-021						Y	Y	Y			Y	Y					Y																			
		SGS AXYS MLA-021	MLA-021					Y		Y					Y	Y			Y	Y			Y		Y					Y							Y		
	Benzo[b]fluoranthene	EPA 1625	MLA-021																										Y	Y	Y			Y		Y			
		EPA 8270	MLA-021						Y	Y	Y			Y	Y					Y																			
		SGS AXYS MLA-021	MLA-021					Y		Y					Y	Y			Y	Y			Y		Y					Y							Y		
	Benzo[e]pyrene	SGS AXYS MLA-021	MLA-021					Y											Y						Y														
	Benzo[ghi]perylene	EPA 1625	MLA-021																										Y	Y				Y		Y			
		EPA 8270	MLA-021						Y	Y	Y			Y	Y					Y																			
		SGS AXYS MLA-021	MLA-021					Y		Y					Y	Y			Y	Y			Y		Y					Y							Y		
	Benzo[j/k]fluoranthenes	SGS AXYS MLA-021	MLA-021					Y											Y						Y														
	Benzo[k]fluoranthene	EPA 1625	MLA-021																										Y	Y	Y			Y		Y			
		EPA 8270	MLA-021						Y	Y	Y			Y						Y																			
		SGS AXYS MLA-021	MLA-021							Y					Y	Y			Y	Y			Y		Y					Y							Y		
	Biphenyl	SGS AXYS MLA-021	MLA-021					Y																	Y														
	C1-Acenaphthenes	SGS AXYS MLA-021	MLA-021					Y																	Y														
	C1-Benz(a)anthracenes/chrysenes	SGS AXYS MLA-021	MLA-021					Y																	Y														
	C1-Benzofluoranthenes/ Benzopyrenes	SGS AXYS MLA-021	MLA-021					Y																	Y														
	C1-Biphenyls	SGS AXYS MLA-021	MLA-021					Y																	Y														
	C1-Dibenzothiophene	SGS AXYS MLA-021	MLA-021					Y																	Y														
	C1-Fluoranthenes/Pyrenes	SGS AXYS MLA-021	MLA-021					Y																	Y														
	C1-Fluorenes	SGS AXYS MLA-021	MLA-021					Y																	Y														

Accreditation Scope

SGS AXYS Analytical Services Ltd.
file ref.: ACC-103 Rev. 60

				Serum	Solids												Tissue and Tissue Flora							Urine	Water	Water, Non-Potable										AFFF	
Compound Class	Compound	Accredited Method ID	SGS AXYS Method ID	CALA	Alaska DEC	ANAB DoD **	ANAB ISO 17025	CALA	California WB	Florida DOH	Maine DOH	Minnesota DOH	New Jersey DEP	New York DOH	Virginia DGS	Washington DE	ANAB DoD **	ANAB ISO 17025	CALA	Florida DOH	Minnesota DOH	New Jersey DEP	Virginia DGS	CALA	CALA	Alaska DEC	ANAB DoD **	ANAB ISO 17025	California WB	Florida DOH	Maine DOH	Minnesota DOH	New Jersey DEP	New York DOH	Pennsylvania DEP	Virginia DGS	Washington DE *	ANAB DoD **	ANAB ISO 17025
	C1-Naphthalenes	SGS AXYS MLA-021	MLA-021					Y																	Y														
	C1-Phenanthrenes/Anthracenes	SGS AXYS MLA-021	MLA-021					Y																	Y														
	C2-Benz(a)anthracenes/Chrysenes	SGS AXYS MLA-021	MLA-021					Y																	Y														
	C2-Benzofluoranthenes/ Benzopyrenes	SGS AXYS MLA-021	MLA-021					Y																	Y														
	C2-Biphenyls	SGS AXYS MLA-021	MLA-021					Y																	Y														
	C2-Dibenzothiophene	SGS AXYS MLA-021	MLA-021					Y																	Y														
	C2-Fluoranthenes/Pyrenes	SGS AXYS MLA-021	MLA-021					Y																	Y														
	C2-Fluorenes	SGS AXYS MLA-021	MLA-021					Y																	Y														
	C2-Naphthalenes	SGS AXYS MLA-021	MLA-021					Y																	Y														
	C2-Phenanthrenes/Anthracenes	SGS AXYS MLA-021	MLA-021					Y																	Y														
	C3-Benz(a)anthracenes/Chrysenes	SGS AXYS MLA-021	MLA-021					Y																	Y														
	C3-Dibenzothiophene	SGS AXYS MLA-021	MLA-021					Y																	Y														
	C3-Fluoranthenes/Pyrenes	SGS AXYS MLA-021	MLA-021					Y																	Y														
	C3-Fluorenes	SGS AXYS MLA-021	MLA-021					Y																	Y														
	C3-Naphthalenes	SGS AXYS MLA-021	MLA-021					Y																	Y														
	C3-Phenanthrenes/Anthracenes	SGS AXYS MLA-021	MLA-021					Y																	Y														
	C4-Benz(a)anthracenes/Chrysenes	SGS AXYS MLA-021	MLA-021					Y																	Y														
	C4-Dibenzothiophene	SGS AXYS MLA-021	MLA-021					Y																	Y														
	C4-Fluoranthenes/Pyrenes	SGS AXYS MLA-021	MLA-021					Y																	Y														
	C4-Naphthalenes	SGS AXYS MLA-021	MLA-021					Y																	Y														
	C4-Phenanthrenes/Anthracenes	SGS AXYS MLA-021	MLA-021					Y																	Y														
	Chrysene	EPA 1625	MLA-021																										Y	Y				Y		Y			
		EPA 8270	MLA-021						Y	Y	Y			Y	Y					Y																			
		SGS AXYS MLA-021	MLA-021					Y		Y					Y	Y			Y	Y			Y		Y					Y						Y			
	Dibenzo[a,h]anthracene	EPA 1625	MLA-021																										Y	Y				Y		Y			
		EPA 8270	MLA-021						Y	Y	Y			Y	Y					Y																			
		SGS AXYS MLA-021	MLA-021					Y		Y					Y	Y			Y	Y			Y		Y					Y						Y			
	Dibenzothiophene	SGS AXYS MLA-021	MLA-021					Y																	Y														
	Fluoranthene	EPA 1625	MLA-021																										Y	Y				Y		Y			
		EPA 8270	MLA-021						Y	Y	Y			Y	Y					Y																			
		SGS AXYS MLA-021	MLA-021					Y		Y					Y	Y			Y	Y			Y		Y					Y						Y			
	Fluorene	EPA 1625	MLA-021																										Y	Y				Y		Y			
		EPA 8270	MLA-021						Y	Y	Y			Y	Y					Y																			
		SGS AXYS MLA-021	MLA-021					Y		Y					Y	Y			Y	Y			Y		Y					Y						Y			
	Indeno[1,2,3-cd]pyrene	EPA 1625	MLA-021																										Y	Y				Y		Y			
		EPA 8270	MLA-021							Y	Y			Y	Y					Y																			
		SGS AXYS MLA-021	MLA-021					Y		Y					Y	Y			Y	Y			Y		Y					Y						Y			
	Naphthalene	EPA 1625	MLA-021																										Y	Y				Y		Y			
		EPA 8270	MLA-021						Y	Y	Y			Y	Y					Y																			
		SGS AXYS MLA-021	MLA-021					Y		Y					Y	Y			Y	Y			Y		Y					Y						Y			
	Perylene	SGS AXYS MLA-021	MLA-021					Y											Y						Y														
	Phenanthrene	EPA 1625	MLA-021																										Y	Y				Y		Y			
		EPA 8270	MLA-021							Y	Y			Y	Y					Y																			
		SGS AXYS MLA-021	MLA-021					Y		Y					Y	Y			Y	Y			Y		Y					Y						Y			
	Pyrene	EPA 1625	MLA-021																										Y	Y				Y		Y			
		EPA 8270	MLA-021							Y	Y			Y	Y					Y																			
		SGS AXYS MLA-021	MLA-021					Y		Y					Y	Y			Y	Y			Y		Y					Y						Y			
	Retene	SGS AXYS MLA-021	MLA-021					Y																	Y														
PBDPE	BDE 10 2,6-dibromodiphenylether	EPA 1614	MLA-033													Y																						Y	
		SGS AXYS MLA-033	MLA-033					Y											Y						Y														
	BDE 100 2,2',4,4',6-pentabromodiphenylether	EPA 1614	MLA-033													Y																						Y	
		SGS AXYS MLA-033	MLA-033					Y											Y						Y														
	BDE 105 2,3,3',4,4'-pentabromodiphenylether	EPA 1614	MLA-033													Y																						Y	
		SGS AXYS MLA-033	MLA-033					Y											Y						Y														
	BDE 11 3,3'-dibromodiphenylether	EPA 1614	MLA-033													Y																						Y	
		SGS AXYS MLA-033	MLA-033					Y											Y						Y														
	BDE 116 2,3,4,5,6-pentabromodiphenylether	EPA 1614	MLA-033													Y																						Y	
		SGS AXYS MLA-033	MLA-033					Y											Y						Y														
	BDE 119 2,3',4,4',6-pentabromodiphenylether	EPA 1614	MLA-033													Y																						Y	
		SGS AXYS MLA-033	MLA-033					Y											Y						Y														
	BDE 12 3,4-dibromodiphenylether	EPA 1614	MLA-033													Y																						Y	
		SGS AXYS MLA-033	MLA-033					Y											Y						Y														
	BDE 126 3,3',4,4',5-pentabromodiphenylether	EPA 1614	MLA-033													Y																						Y	
		SGS AXYS MLA-033	MLA-033					Y											Y						Y														

Accreditation Scope

SGS AXYS Analytical Services Ltd.
file ref.: ACC-103 Rev. 60

				Serum	Solids												Tissue and Tissue Flora							Urine	Water	Water, Non-Potable										AFFF	
Compound Class	Compound	Accredited Method ID	SGS AXYS Method ID	CALA	Alaska DEC	ANAB DoD **	ANAB ISO 17025	CALA	California WB	Florida DOH	Maine DOH	Minnesota DOH	New Jersey DEP	New York DOH	Virginia DGS	Washington DE	ANAB DoD **	ANAB ISO 17025	CALA	Florida DOH	Minnesota DOH	New Jersey DEP	Virginia DGS	CALA	CALA	Alaska DEC	ANAB DoD **	ANAB ISO 17025	California WB	Florida DOH	Maine DOH	Minnesota DOH	New Jersey DEP	New York DOH	Pennsylvania DEP	Virginia DGS	Washington DE *	ANAB DoD **	ANAB ISO 17025
	BDE 13 3,4'-dibromodiphenylether	EPA 1614	MLA-033													Y																					Y		
		SGS AXYS MLA-033	MLA-033					Y											Y						Y														
	BDE 140 2,2',3,4,4',6'-hexabromodiphenylether	EPA 1614	MLA-033													Y																					Y		
		SGS AXYS MLA-033	MLA-033					Y											Y						Y														
	BDE 15 4,4'-dibromodiphenylether	EPA 1614	MLA-033													Y																					Y		
		SGS AXYS MLA-033	MLA-033					Y											Y						Y														
	BDE 153 2,2',4,4',5,5'-hexabromodiphenylether	EPA 1614	MLA-033													Y																					Y		
		SGS AXYS MLA-033	MLA-033					Y											Y						Y														
	BDE 154 2,2',4,4',5',6-hexabromodiphenylether	EPA 1614	MLA-033													Y																					Y		
		SGS AXYS MLA-033	MLA-033					Y											Y						Y														
	BDE 155 2,2',4,4',6,6'-hexabromodiphenylether	EPA 1614	MLA-033													Y																					Y		
		SGS AXYS MLA-033	MLA-033					Y											Y						Y														
	BDE 166 2,3,4,4',5,6-hexabromodiphenylether	EPA 1614	MLA-033													Y																					Y		
		SGS AXYS MLA-033	MLA-033					Y											Y						Y														
	BDE 17 2,2',4-tribromodiphenylether	EPA 1614	MLA-033													Y																					Y		
		SGS AXYS MLA-033	MLA-033					Y											Y						Y														
	BDE 181 2,2',3,4,4',5,6-heptabromodiphenylether	EPA 1614	MLA-033													Y																					Y		
		SGS AXYS MLA-033	MLA-033					Y											Y						Y														
	BDE 183 2,2',3,4,4',5',6-heptabromodiphenylether	EPA 1614	MLA-033													Y																					Y		
		SGS AXYS MLA-033	MLA-033					Y											Y						Y														
	BDE 190 2,3,3',4,4',5,6-heptabromodiphenylether	EPA 1614	MLA-033													Y																					Y		
		SGS AXYS MLA-033	MLA-033					Y											Y						Y														
	BDE 206 2,2',3,3',4,4',5,5',6-nonabromodiphenylether	EPA 1614	MLA-033													Y																					Y		
		SGS AXYS MLA-033	MLA-033					Y											Y						Y														
	BDE 207 2,2',3,3',4,4',5,6,6'-nonabromodiphenylether	EPA 1614	MLA-033													Y																					Y		
		SGS AXYS MLA-033	MLA-033					Y											Y						Y														
	BDE 208 2,2',3,3',4,5,5',6,6'-nonabromodiphenylether	EPA 1614	MLA-033													Y																					Y		
		SGS AXYS MLA-033	MLA-033					Y											Y						Y														
	BDE 209 Decabromodiphenylether	EPA 1614	MLA-033													Y																					Y		
		SGS AXYS MLA-033	MLA-033					Y											Y						Y														
	BDE 25 2,3',4-tribromodiphenylether	EPA 1614	MLA-033													Y																					Y		
		SGS AXYS MLA-033	MLA-033					Y											Y						Y														
	BDE 28 2,4,4'-tribromodiphenylether	EPA 1614	MLA-033													Y																					Y		
		SGS AXYS MLA-033	MLA-033					Y											Y						Y														
	BDE 30 2,4,6-tribromodiphenylether	EPA 1614	MLA-033													Y																					Y		
		SGS AXYS MLA-033	MLA-033					Y											Y						Y														
	BDE 33 2',3,4-tribromodiphenylether	EPA 1614	MLA-033													Y																					Y		
		SGS AXYS MLA-033	MLA-033					Y											Y						Y														
	BDE 35 3,3',4-tribromodiphenylether	EPA 1614	MLA-033													Y																					Y		
		SGS AXYS MLA-033	MLA-033					Y											Y						Y														
	BDE 37 3,4,4'-tribromodiphenylether	EPA 1614	MLA-033													Y																					Y		
		SGS AXYS MLA-033	MLA-033					Y											Y						Y														
	BDE 47 2,2',4,4'-tetrabromodiphenylether	EPA 1614	MLA-033													Y																					Y		
		SGS AXYS MLA-033	MLA-033					Y											Y						Y														
	BDE 49 2,2',4,5'-tetrabromodiphenylether	EPA 1614	MLA-033													Y																					Y		
		SGS AXYS MLA-033	MLA-033					Y											Y						Y														
	BDE 66 2,3',4,4'-tetrabromodiphenylether	EPA 1614	MLA-033													Y																					Y		
		SGS AXYS MLA-033	MLA-033					Y											Y						Y														
	BDE 7 2,4-dibromodiphenylether	EPA 1614	MLA-033													Y																					Y		
		SGS AXYS MLA-033	MLA-033					Y											Y						Y														
	BDE 75 2,4,4',6-tetrabromodiphenylether	EPA 1614	MLA-033													Y																					Y		
		SGS AXYS MLA-033	MLA-033					Y											Y						Y														
	BDE 77 3,3',4,4'-tetrabromodiphenylether	EPA 1614	MLA-033													Y																					Y		
		SGS AXYS MLA-033	MLA-033					Y											Y						Y														
	BDE 8 2,4'-dibromodiphenylether	EPA 1614	MLA-033													Y																					Y		
		SGS AXYS MLA-033	MLA-033					Y											Y						Y														
	BDE 85 2,2',3,4,4'-pentabromodiphenylether	EPA 1614	MLA-033													Y																					Y		
		SGS AXYS MLA-033	MLA-033					Y											Y						Y														
	BDE 99 2,2',4,4',5-pentabromodiphenylether	EPA 1614	MLA-033													Y																					Y		
		SGS AXYS MLA-033	MLA-033					Y											Y						Y														
PCB Aroclors	"Organochlorine Pesticides and PCBs" category (CA only)	EPA 625	MLA-007																																				
	"PCBs" category (CA only)	EPA 8270	MLA-007						Y																														
	PCB Aroclor 1016	EPA 1668	MLA-010								Y		Y																			Y		Y					
		EPA 625	MLA-007																													Y		Y		Y		Y	

Accreditation Scope

SGS AXYS Analytical Services Ltd.
file ref.: ACC-103 Rev. 60

				Serum	Solids												Tissue and Tissue Flora							Urine	Water	Water, Non-Potable										AFFF	
Compound Class	Compound	Accredited Method ID	SGS AXYS Method ID	CALA	Alaska DEC	ANAB DoD **	ANAB ISO 17025	CALA	California WB	Florida DOH	Maine DOH	Minnesota DOH	New Jersey DEP	New York DOH	Virginia DGS	Washington DE	ANAB DoD **	ANAB ISO 17025	CALA	Florida DOH	Minnesota DOH	New Jersey DEP	Virginia DGS	CALA	CALA	Alaska DEC	ANAB DoD **	ANAB ISO 17025	California WB	Florida DOH	Maine DOH	Minnesota DOH	New Jersey DEP	New York DOH	Pennsylvania DEP	Virginia DGS	Washington DE *	ANAB DoD **	ANAB ISO 17025
		EPA 8270	MLA-007						Y	Y				Y	Y																								
		SGS AXYS MLA-010	MLA-010							Y																				Y									
		SGS AXYS MLA-007	MLA-007					Y		Y									Y						Y					Y									
	PCB Aroclor 1016/1242	EPA 8270	MLA-007													Y																							
	PCB Aroclor 1221	EPA 1668	MLA-010							Y	Y																			Y	Y								
		EPA 625	MLA-007																										Y	Y	Y			Y		Y			
		EPA 8270	MLA-007						Y	Y				Y	Y	Y																							
		SGS AXYS MLA-010	MLA-010							Y																				Y									
		SGS AXYS MLA-007	MLA-007					Y		Y									Y						Y					Y									
	PCB Aroclor 1232	EPA 1668	MLA-010							Y	Y																			Y	Y								
		EPA 625	MLA-007																										Y	Y	Y			Y		Y			
		EPA 8270	MLA-007						Y	Y				Y	Y	Y																							
		SGS AXYS MLA-010	MLA-010							Y																				Y									
		SGS AXYS MLA-007	MLA-007					Y		Y									Y						Y					Y									
	PCB Aroclor 1242	EPA 1668	MLA-010							Y	Y																			Y	Y								
		EPA 625	MLA-007																										Y	Y	Y			Y		Y			
		EPA 8270	MLA-007						Y	Y				Y	Y																								
		SGS AXYS MLA-010	MLA-010							Y																				Y									
		SGS AXYS MLA-007	MLA-007					Y		Y									Y						Y					Y									
	PCB Aroclor 1248	EPA 1668	MLA-010							Y	Y																			Y	Y								
		EPA 625	MLA-007																										Y	Y	Y			Y		Y			
		EPA 8270	MLA-007						Y	Y				Y	Y	Y																							
		SGS AXYS MLA-010	MLA-010							Y																				Y									
		SGS AXYS MLA-007	MLA-007					Y		Y									Y						Y					Y									
	PCB Aroclor 1254	EPA 1668	MLA-010							Y	Y																			Y	Y								
		EPA 625	MLA-007																										Y	Y	Y			Y		Y			
		EPA 8270	MLA-007						Y	Y				Y	Y	Y																							
		SGS AXYS MLA-010	MLA-010							Y																				Y									
		SGS AXYS MLA-007	MLA-007					Y		Y									Y						Y					Y									
	PCB Aroclor 1260	EPA 1668	MLA-010							Y	Y																			Y	Y								
		EPA 625	MLA-007																										Y	Y	Y			Y		Y			
		EPA 8270	MLA-007						Y	Y				Y	Y	Y																							
		SGS AXYS MLA-010	MLA-010							Y																				Y									
		SGS AXYS MLA-007	MLA-007					Y		Y									Y						Y					Y									
	PCB Aroclor 1268	SGS AXYS MLA-007	MLA-007					Y											Y						Y														
PCB congeners	PCB 1 2-Chlorobiphenyl	EPA 1668	MLA-010							Y	Y		Y	Y	Y	Y				Y			Y							Y	Y		Y	Y	Y	Y	Y		
		EPA 8270	MLA-007																																				
		SGS AXYS MLA-010	MLA-010	Y				Y		Y									Y	Y					Y					Y									
		SGS AXYS MLA-210	MLA-210					Y		Y						Y			Y	Y					Y					Y								Y	
		SGS AXYS MLA-908	MLA-908							Y					Y	Y				Y			Y							Y							Y	Y	
	PCB 10 2,6-Dichlorobiphenyl	EPA 1668	MLA-010							Y			Y	Y	Y	Y				Y			Y							Y			Y	Y	Y	Y	Y		
		SGS AXYS MLA-010	MLA-010	Y				Y		Y									Y	Y					Y					Y									
		SGS AXYS MLA-210	MLA-210					Y		Y						Y			Y	Y					Y					Y								Y	
		SGS AXYS MLA-908	MLA-908							Y					Y	Y				Y			Y							Y							Y	Y	
	PCB 100 2,2',4,4',6-Pentachlorobiphenyl	EPA 1668	MLA-010							Y	Y		Y	Y	Y	Y				Y			Y							Y	Y		Y	Y	Y	Y	Y		
		EPA 8270	MLA-007																																				
		SGS AXYS MLA-010	MLA-010	Y				Y		Y									Y	Y					Y					Y									
		SGS AXYS MLA-210	MLA-210					Y		Y						Y			Y	Y					Y					Y								Y	
		SGS AXYS MLA-908	MLA-908							Y					Y	Y				Y			Y							Y							Y	Y	
	PCB 101 2,2',4,5,5'-Pentachlorobiphenyl	EPA 1668	MLA-010							Y	Y		Y	Y	Y	Y				Y			Y							Y	Y		Y	Y	Y	Y	Y		
		SGS AXYS MLA-010	MLA-010	Y				Y		Y									Y	Y					Y					Y									
		SGS AXYS MLA-210	MLA-210					Y		Y						Y			Y	Y					Y					Y								Y	
		SGS AXYS MLA-908	MLA-908							Y					Y	Y				Y			Y							Y							Y	Y	
	PCB 101/90/89	EPA 8270	MLA-007													Y																							
		SGS AXYS MLA-007	MLA-007					Y											Y						Y														
	PCB 102 2,2',4,5,6'-Pentachlorobiphenyl	EPA 1668	MLA-010							Y	Y		Y	Y	Y	Y				Y			Y							Y	Y		Y	Y	Y	Y	Y		
		SGS AXYS MLA-010	MLA-010	Y				Y		Y									Y	Y					Y					Y									
		SGS AXYS MLA-210	MLA-210					Y		Y						Y			Y	Y					Y					Y								Y	
		SGS AXYS MLA-908	MLA-908							Y					Y	Y				Y			Y							Y							Y	Y	
	PCB 103 2,2',4,5',6-Pentachlorobiphenyl	EPA 1668	MLA-010							Y	Y		Y	Y	Y	Y				Y			Y							Y	Y		Y	Y	Y	Y	Y		
		EPA 8270	MLA-007													Y																							
		SGS AXYS MLA-010	MLA-010	Y				Y		Y									Y	Y					Y					Y									
		SGS AXYS MLA-210	MLA-210					Y		Y						Y			Y	Y					Y					Y								Y	
		SGS AXYS MLA-908	MLA-908							Y					Y	Y				Y			Y							Y							Y	Y	

Accreditation Scope

SGS AXYS Analytical Services Ltd.
file ref.: ACC-103 Rev. 60

				Serum	Solids												Tissue and Tissue Flora							Urine	Water	Water, Non-Potable											AFFF	
Compound Class	Compound	Accredited Method ID	SGS AXYS Method ID	CALA	Alaska DEC	ANAB DoD **	ANAB ISO 17025	CALA	California WB	Florida DOH	Maine DOH	Minnesota DOH	New Jersey DEP	New York DOH	Virginia DGS	Washington DE	ANAB DoD **	ANAB ISO 17025	CALA	Florida DOH	Minnesota DOH	New Jersey DEP	Virginia DGS	CALA	CALA	Alaska DEC	ANAB DoD **	ANAB ISO 17025	California WB	Florida DOH	Maine DOH	Minnesota DOH	New Jersey DEP	New York DOH	Pennsylvania DEP	Virginia DGS	Washington DE *	ANAB DoD **	ANAB ISO 17025
	PCB 104 2,2',4,6,6'-Pentachlorobiphenyl	EPA 1668	MLA-010							Y	Y		Y	Y	Y	Y				Y			Y							Y	Y		Y	Y	Y	Y	Y		
		EPA 8270	MLA-007																																				
		SGS AXYS MLA-010	MLA-010	Y				Y		Y									Y	Y					Y					Y									
		SGS AXYS MLA-210	MLA-210					Y		Y						Y			Y	Y					Y					Y								Y	
		SGS AXYS MLA-908	MLA-908							Y					Y	Y				Y			Y							Y							Y	Y	
	PCB 105 2,3,3',4,4'-Pentachlorobiphenyl	EPA 1668	MLA-010							Y	Y		Y	Y	Y	Y				Y			Y							Y	Y		Y	Y	Y	Y	Y		
		SGS AXYS MLA-010	MLA-010	Y				Y		Y									Y	Y					Y					Y									
		SGS AXYS MLA-210	MLA-210					Y		Y						Y			Y	Y					Y					Y								Y	
		SGS AXYS MLA-908	MLA-908							Y					Y	Y				Y			Y							Y							Y	Y	
	PCB 105/127	EPA 8270	MLA-007													Y																							
		SGS AXYS MLA-007	MLA-007					Y											Y						Y														
	PCB 106 2,3,3',4,5-Pentachlorobiphenyl	EPA 1668	MLA-010							Y	Y		Y	Y	Y	Y				Y			Y							Y	Y		Y	Y	Y	Y	Y		
		SGS AXYS MLA-010	MLA-010	Y				Y		Y									Y	Y					Y					Y									
		SGS AXYS MLA-210	MLA-210					Y		Y						Y			Y	Y					Y					Y								Y	
		SGS AXYS MLA-908	MLA-908							Y					Y	Y				Y			Y							Y							Y	Y	
	PCB 107 2,3,3',4',5-Pentachlorobiphenyl	EPA 1668	MLA-010							Y	Y		Y	Y	Y	Y				Y			Y							Y	Y		Y	Y	Y	Y	Y		
		SGS AXYS MLA-010	MLA-010	Y				Y		Y									Y	Y					Y					Y									
		SGS AXYS MLA-210	MLA-210					Y		Y						Y			Y	Y					Y					Y								Y	
		SGS AXYS MLA-908	MLA-908							Y					Y	Y				Y			Y							Y							Y	Y	
	PCB 107/109	EPA 8270	MLA-007													Y																							
		SGS AXYS MLA-007	MLA-007					Y											Y						Y														
	PCB 108 2,3,3',4,5'-Pentachlorobiphenyl	EPA 1668	MLA-010							Y	Y		Y	Y	Y	Y				Y			Y							Y	Y		Y	Y	Y	Y	Y		
		SGS AXYS MLA-010	MLA-010	Y				Y		Y									Y	Y					Y					Y									
		SGS AXYS MLA-210	MLA-210					Y		Y						Y			Y	Y					Y					Y								Y	
		SGS AXYS MLA-908	MLA-908							Y					Y	Y				Y			Y							Y							Y	Y	
	PCB 109 2,3,3',4,6-Pentachlorobiphenyl	EPA 1668	MLA-010							Y	Y		Y	Y	Y	Y				Y			Y							Y	Y		Y	Y	Y	Y	Y		
		SGS AXYS MLA-010	MLA-010	Y				Y		Y									Y	Y					Y					Y									
		SGS AXYS MLA-210	MLA-210					Y		Y						Y			Y	Y					Y					Y								Y	
		SGS AXYS MLA-908	MLA-908							Y					Y	Y				Y			Y							Y							Y	Y	
	PCB 11 3,3'-Dichlorobiphenyl	EPA 1668	MLA-010							Y	Y		Y	Y	Y	Y				Y			Y							Y	Y		Y	Y	Y	Y	Y		
		EPA 8270	MLA-007																																				
		SGS AXYS MLA-010	MLA-010	Y				Y		Y									Y	Y					Y					Y									
		SGS AXYS MLA-210	MLA-210					Y		Y						Y			Y	Y					Y					Y								Y	
		SGS AXYS MLA-908	MLA-908							Y					Y	Y				Y			Y							Y							Y	Y	
	PCB 110 2,3,3',4',6-Pentachlorobiphenyl	EPA 1668	MLA-010							Y	Y		Y	Y	Y	Y				Y			Y							Y	Y		Y	Y	Y	Y	Y		
		EPA 8270	MLA-007													Y																							
		SGS AXYS MLA-010	MLA-010	Y				Y		Y									Y	Y					Y					Y									
		SGS AXYS MLA-007	MLA-007					Y											Y						Y														
		SGS AXYS MLA-210	MLA-210					Y		Y						Y			Y	Y					Y					Y								Y	
		SGS AXYS MLA-908	MLA-908							Y					Y	Y				Y			Y							Y							Y	Y	
	PCB 111 2,3,3',5,5'-Pentachlorobiphenyl	EPA 1668	MLA-010							Y	Y		Y	Y	Y	Y				Y			Y							Y	Y		Y	Y	Y	Y	Y		
		SGS AXYS MLA-010	MLA-010	Y				Y		Y									Y	Y					Y					Y									
		SGS AXYS MLA-210	MLA-210					Y		Y						Y			Y	Y					Y					Y								Y	
		SGS AXYS MLA-908	MLA-908							Y					Y	Y				Y			Y							Y							Y	Y	
	PCB 111/117	EPA 8270	MLA-007																																				
	PCB 112 2,3,3',5,6-Pentachlorobiphenyl	EPA 1668	MLA-010							Y	Y		Y	Y	Y	Y				Y			Y							Y	Y		Y	Y	Y	Y	Y		
		EPA 8270	MLA-007																																				
		SGS AXYS MLA-010	MLA-010	Y				Y		Y									Y	Y					Y					Y									
		SGS AXYS MLA-210	MLA-210					Y		Y						Y			Y	Y					Y					Y								Y	
		SGS AXYS MLA-908	MLA-908							Y					Y	Y				Y			Y							Y							Y	Y	
	PCB 113 2,3,3',5',6-Pentachlorobiphenyl	EPA 1668	MLA-010							Y	Y		Y	Y	Y	Y				Y			Y							Y	Y		Y	Y	Y	Y	Y		
		EPA 8270	MLA-007																																				
		SGS AXYS MLA-010	MLA-010	Y				Y		Y									Y	Y					Y					Y									
		SGS AXYS MLA-210	MLA-210					Y		Y						Y			Y	Y					Y					Y								Y	
		SGS AXYS MLA-908	MLA-908							Y					Y	Y				Y			Y							Y							Y	Y	
	PCB 114 2,3,4,4',5-Pentachlorobiphenyl	EPA 1668	MLA-010							Y	Y		Y	Y	Y	Y				Y			Y							Y	Y		Y	Y	Y	Y	Y		
		EPA 8270	MLA-007													Y																							
		SGS AXYS MLA-010	MLA-010	Y				Y		Y									Y	Y					Y					Y									
		SGS AXYS MLA-007	MLA-007					Y											Y						Y														
		SGS AXYS MLA-210	MLA-210					Y		Y						Y			Y	Y					Y					Y								Y	
		SGS AXYS MLA-908	MLA-908							Y					Y	Y				Y			Y							Y							Y	Y	
	PCB 115 2,3,4,4',6-Pentachlorobiphenyl	EPA 1668	MLA-010							Y	Y		Y	Y	Y	Y				Y			Y							Y	Y		Y	Y	Y	Y	Y		
		SGS AXYS MLA-010	MLA-010	Y				Y		Y									Y	Y					Y					Y									
		SGS AXYS MLA-210	MLA-210					Y		Y						Y			Y	Y					Y					Y								Y	

Accreditation Scope

SGS AXYS Analytical Services Ltd.
file ref.: ACC-103 Rev. 60

				Serum	Solids												Tissue and Tissue Flora							Urine	Water	Water, Non-Potable										AFFF	
Compound Class	Compound	Accredited Method ID	SGS AXYS Method ID	CALA	Alaska DEC	ANAB DoD **	ANAB ISO 17025	CALA	California WB	Florida DOH	Maine DOH	Minnesota DOH	New Jersey DEP	New York DOH	Virginia DGS	Washington DE	ANAB DoD **	ANAB ISO 17025	CALA	Florida DOH	Minnesota DOH	New Jersey DEP	Virginia DGS	CALA	CALA	Alaska DEC	ANAB DoD **	ANAB ISO 17025	California WB	Florida DOH	Maine DOH	Minnesota DOH	New Jersey DEP	New York DOH	Pennsylvania DEP	Virginia DGS	Washington DE *	ANAB DoD **	ANAB ISO 17025
		SGS AXYS MLA-908	MLA-908							Y					Y	Y				Y			Y							Y						Y	Y		
	PCB 116 2,3,4,5,6-Pentachlorobiphenyl	EPA 1668	MLA-010							Y	Y		Y	Y	Y	Y				Y			Y							Y	Y		Y	Y	Y	Y	Y		
		SGS AXYS MLA-010	MLA-010	Y				Y		Y									Y	Y					Y					Y									
		SGS AXYS MLA-210	MLA-210					Y		Y						Y			Y	Y					Y					Y								Y	
		SGS AXYS MLA-908	MLA-908							Y					Y	Y				Y			Y							Y						Y	Y		
	PCB 117 2,3,4',5,6-Pentachlorobiphenyl	EPA 1668	MLA-010							Y	Y		Y	Y	Y	Y				Y			Y							Y	Y		Y	Y	Y	Y	Y		
		SGS AXYS MLA-010	MLA-010	Y				Y		Y									Y	Y					Y					Y									
		SGS AXYS MLA-210	MLA-210					Y		Y						Y			Y	Y					Y					Y								Y	
		SGS AXYS MLA-908	MLA-908							Y					Y	Y				Y			Y							Y						Y	Y		
	PCB 118 2,3',4,4',5-Pentachlorobiphenyl	EPA 1668	MLA-010							Y	Y		Y	Y	Y	Y				Y			Y							Y	Y		Y	Y	Y	Y	Y		
		SGS AXYS MLA-010	MLA-010	Y				Y		Y									Y	Y					Y					Y									
		SGS AXYS MLA-901	MLA-901	Y																																			
		SGS AXYS MLA-210	MLA-210					Y		Y						Y			Y	Y					Y					Y								Y	
		SGS AXYS MLA-908	MLA-908							Y					Y	Y				Y			Y							Y						Y	Y		
	PCB 118/106	EPA 8270	MLA-007													Y																							
		SGS AXYS MLA-007	MLA-007					Y											Y						Y														
	PCB 119 2,3',4,4',6-Pentachlorobiphenyl	EPA 1668	MLA-010							Y	Y		Y	Y	Y	Y				Y			Y							Y	Y		Y	Y	Y	Y	Y		
		EPA 8270	MLA-007																																				
		SGS AXYS MLA-010	MLA-010	Y				Y		Y									Y	Y					Y					Y									
		SGS AXYS MLA-210	MLA-210					Y		Y						Y			Y	Y					Y					Y								Y	
		SGS AXYS MLA-908	MLA-908							Y					Y	Y				Y			Y							Y						Y	Y		
	PCB 12 3,4-Dichlorobiphenyl	EPA 1668	MLA-010							Y	Y		Y	Y	Y	Y				Y			Y							Y	Y		Y	Y	Y	Y	Y		
		SGS AXYS MLA-010	MLA-010	Y				Y		Y									Y	Y					Y					Y									
		SGS AXYS MLA-210	MLA-210					Y		Y						Y			Y	Y					Y					Y								Y	
		SGS AXYS MLA-908	MLA-908							Y					Y	Y				Y			Y							Y						Y	Y		
	PCB 12/13	EPA 8270	MLA-007																																				
	PCB 120 2,3',4,5,5'-Pentachlorobiphenyl	EPA 1668	MLA-010							Y	Y		Y	Y	Y	Y				Y			Y							Y	Y		Y	Y	Y	Y	Y		
		SGS AXYS MLA-010	MLA-010	Y				Y		Y									Y	Y					Y					Y									
		SGS AXYS MLA-210	MLA-210					Y		Y						Y			Y	Y					Y					Y								Y	
		SGS AXYS MLA-908	MLA-908							Y					Y	Y				Y			Y							Y						Y	Y		
	PCB 121 2,3',4,5',6-Pentachlorobiphenyl	EPA 1668	MLA-010							Y	Y		Y	Y	Y	Y				Y			Y							Y	Y		Y	Y	Y	Y	Y		
		SGS AXYS MLA-010	MLA-010	Y				Y		Y									Y	Y					Y					Y									
		SGS AXYS MLA-210	MLA-210					Y		Y						Y			Y	Y					Y					Y								Y	
		SGS AXYS MLA-908	MLA-908							Y					Y	Y				Y			Y							Y						Y	Y		
	PCB 122 2,3,3',4',5'-Pentachlorobiphenyl	EPA 1668	MLA-010							Y	Y		Y	Y	Y	Y				Y			Y							Y	Y		Y	Y	Y	Y	Y		
		EPA 8270	MLA-007																																				
		SGS AXYS MLA-010	MLA-010	Y				Y		Y									Y	Y					Y					Y									
		SGS AXYS MLA-210	MLA-210					Y		Y						Y			Y	Y					Y					Y								Y	
		SGS AXYS MLA-908	MLA-908							Y					Y	Y				Y			Y							Y						Y	Y		
	PCB 123 2,3',4,4',5'-Pentachlorobiphenyl	EPA 1668	MLA-010							Y	Y		Y	Y	Y	Y				Y			Y							Y	Y		Y	Y	Y	Y	Y		
		EPA 8270	MLA-007																																				
		SGS AXYS MLA-010	MLA-010	Y				Y		Y									Y	Y					Y					Y									
		SGS AXYS MLA-210	MLA-210					Y		Y									Y	Y					Y					Y									
		SGS AXYS MLA-908	MLA-908							Y					Y					Y			Y							Y						Y			
	PCB 124 2,3',4',5,5'-Pentachlorobiphenyl	EPA 1668	MLA-010							Y	Y		Y	Y	Y	Y				Y			Y							Y	Y		Y	Y	Y	Y	Y		
		EPA 8270	MLA-007																																				
		SGS AXYS MLA-010	MLA-010	Y				Y		Y									Y	Y					Y					Y									
		SGS AXYS MLA-210	MLA-210					Y		Y						Y			Y	Y					Y					Y								Y	
		SGS AXYS MLA-908	MLA-908							Y					Y	Y				Y			Y							Y						Y	Y		
	PCB 125 2,3',4',5',6-Pentachlorobiphenyl	EPA 1668	MLA-010							Y	Y		Y	Y	Y	Y				Y			Y							Y	Y		Y	Y	Y	Y	Y		
		EPA 8270	MLA-007																																				
		SGS AXYS MLA-010	MLA-010	Y				Y		Y									Y	Y					Y					Y									
		SGS AXYS MLA-210	MLA-210					Y		Y						Y			Y	Y					Y					Y								Y	
		SGS AXYS MLA-908	MLA-908							Y					Y	Y				Y			Y							Y						Y	Y		
	PCB 126 3,3',4,4',5-Pentachlorobiphenyl	EPA 1668	MLA-010							Y	Y		Y	Y	Y	Y				Y			Y							Y	Y		Y	Y	Y	Y	Y		
		EPA 8270	MLA-007													Y																							
		SGS AXYS MLA-010	MLA-010	Y				Y		Y									Y	Y					Y					Y									
		SGS AXYS MLA-007	MLA-007					Y											Y						Y														
		SGS AXYS MLA-210	MLA-210					Y		Y						Y				Y			Y							Y						Y	Y		
		SGS AXYS MLA-908	MLA-908							Y					Y	Y				Y			Y							Y			Y	Y	Y	Y	Y		
	PCB 127 3,3',4,5,5'-Pentachlorobiphenyl	EPA 1668	MLA-010							Y	Y		Y	Y	Y	Y				Y			Y							Y	Y		Y	Y	Y	Y	Y		
		SGS AXYS MLA-010	MLA-010	Y				Y		Y									Y	Y					Y					Y									
		SGS AXYS MLA-210	MLA-210					Y		Y						Y				Y			Y							Y						Y	Y		
		SGS AXYS MLA-908	MLA-908							Y					Y	Y				Y			Y							Y			Y	Y	Y	Y	Y		

Accreditation Scope

SGS AXYS Analytical Services Ltd.
file ref.: ACC-103 Rev. 60

				Serum	Solids												Tissue and Tissue Flora							Urine	Water	Water, Non-Potable										AFFF	
Compound Class	Compound	Accredited Method ID	SGS AXYS Method ID	CALA	Alaska DEC	ANAB DoD **	ANAB ISO 17025	CALA	California WB	Florida DOH	Maine DOH	Minnesota DOH	New Jersey DEP	New York DOH	Virginia DGS	Washington DE	ANAB DoD **	ANAB ISO 17025	CALA	Florida DOH	Minnesota DOH	New Jersey DEP	Virginia DGS	CALA	CALA	Alaska DEC	ANAB DoD **	ANAB ISO 17025	California WB	Florida DOH	Maine DOH	Minnesota DOH	New Jersey DEP	New York DOH	Pennsylvania DEP	Virginia DGS	Washington DE *	ANAB DoD **	ANAB ISO 17025
	PCB 128 2,2',3,3',4,4'-Hexachlorobiphenyl	EPA 1668	MLA-010							Y	Y		Y	Y	Y	Y				Y			Y							Y	Y		Y	Y	Y	Y	Y		
		EPA 8270	MLA-007													Y																							
		SGS AXYS MLA-010	MLA-010	Y				Y		Y									Y	Y					Y					Y									
		SGS AXYS MLA-007	MLA-007					Y											Y						Y														
		SGS AXYS MLA-210	MLA-210					Y		Y						Y				Y			Y							Y							Y	Y		
		SGS AXYS MLA-908	MLA-908							Y					Y	Y				Y			Y							Y			Y	Y	Y	Y	Y		
	PCB 129 2,2',3,3',4,5-Hexachlorobiphenyl	EPA 1668	MLA-010							Y	Y		Y	Y	Y	Y				Y			Y							Y	Y		Y	Y	Y	Y	Y		
		EPA 8270	MLA-007													Y																							
		SGS AXYS MLA-010	MLA-010	Y				Y		Y									Y	Y					Y					Y									
		SGS AXYS MLA-007	MLA-007					Y											Y						Y														
		SGS AXYS MLA-210	MLA-210					Y		Y						Y				Y			Y							Y							Y	Y		
		SGS AXYS MLA-908	MLA-908							Y					Y	Y				Y			Y							Y			Y	Y	Y	Y	Y		
	PCB 13 3,4'-Dichlorobiphenyl	EPA 1668	MLA-010							Y	Y		Y	Y	Y	Y				Y			Y							Y	Y		Y	Y	Y	Y	Y		
		SGS AXYS MLA-010	MLA-010	Y				Y		Y									Y	Y					Y					Y									
		SGS AXYS MLA-210	MLA-210					Y		Y						Y				Y			Y							Y							Y	Y		
		SGS AXYS MLA-908	MLA-908							Y					Y	Y				Y			Y							Y			Y	Y	Y	Y	Y		
	PCB 130 2,2',3,3',4,5'-Hexachlorobiphenyl	EPA 1668	MLA-010							Y			Y	Y	Y	Y				Y			Y							Y			Y	Y	Y	Y	Y		
		EPA 8270	MLA-007													Y																							
		SGS AXYS MLA-010	MLA-010	Y				Y		Y									Y	Y					Y					Y									
		SGS AXYS MLA-007	MLA-007					Y											Y						Y														
		SGS AXYS MLA-210	MLA-210					Y		Y						Y				Y			Y							Y							Y	Y		
		SGS AXYS MLA-908	MLA-908							Y					Y	Y				Y			Y							Y			Y	Y	Y	Y	Y		
	PCB 131 2,2',3,3',4,6-Hexachlorobiphenyl	EPA 1668	MLA-010							Y	Y		Y	Y	Y	Y				Y			Y							Y	Y		Y	Y	Y	Y	Y		
		SGS AXYS MLA-010	MLA-010	Y				Y		Y									Y	Y					Y					Y									
		SGS AXYS MLA-210	MLA-210					Y		Y						Y				Y			Y							Y							Y	Y		
		SGS AXYS MLA-908	MLA-908							Y					Y	Y				Y			Y							Y			Y	Y	Y	Y	Y		
	PCB 131/142	EPA 8270	MLA-007													Y																							
		SGS AXYS MLA-007	MLA-007					Y											Y						Y														
	PCB 132 2,2',3,3',4,6'-Hexachlorobiphenyl	EPA 1668	MLA-010							Y	Y		Y	Y	Y	Y				Y			Y							Y	Y		Y	Y	Y	Y	Y		
		SGS AXYS MLA-010	MLA-010	Y				Y		Y									Y	Y					Y					Y									
		SGS AXYS MLA-210	MLA-210					Y		Y						Y				Y			Y							Y							Y	Y		
		SGS AXYS MLA-908	MLA-908							Y					Y	Y				Y			Y							Y			Y	Y	Y	Y	Y		
	PCB 132/168	EPA 8270	MLA-007																																				
	PCB 133 2,2',3,3',5,5'-Hexachlorobiphenyl	EPA 1668	MLA-010							Y	Y		Y	Y	Y	Y				Y			Y							Y	Y		Y	Y	Y	Y	Y		
		EPA 8270	MLA-007													Y																							
		SGS AXYS MLA-010	MLA-010	Y				Y		Y									Y	Y					Y					Y									
		SGS AXYS MLA-210	MLA-210					Y		Y						Y				Y			Y							Y							Y	Y		
		SGS AXYS MLA-908	MLA-908							Y					Y	Y				Y			Y							Y			Y	Y	Y	Y	Y		
	PCB 134 2,2',3,3',5,6-Hexachlorobiphenyl	EPA 1668	MLA-010							Y	Y		Y	Y	Y	Y				Y			Y							Y	Y		Y	Y	Y	Y	Y		
		SGS AXYS MLA-010	MLA-010	Y				Y		Y									Y	Y					Y					Y									
		SGS AXYS MLA-210	MLA-210					Y		Y						Y				Y			Y							Y							Y	Y		
		SGS AXYS MLA-908	MLA-908							Y					Y	Y				Y			Y							Y			Y	Y	Y	Y	Y		
	PCB 134/143	EPA 8270	MLA-007													Y																							
		SGS AXYS MLA-007	MLA-007					Y											Y						Y														
	PCB 135 2,2',3,3',5,6'-Hexachlorobiphenyl	EPA 1668	MLA-010							Y	Y		Y	Y	Y	Y				Y			Y							Y	Y		Y	Y	Y	Y	Y		
		SGS AXYS MLA-010	MLA-010	Y				Y		Y									Y	Y					Y					Y									
		SGS AXYS MLA-210	MLA-210					Y		Y						Y				Y			Y							Y							Y	Y		
		SGS AXYS MLA-908	MLA-908							Y					Y	Y				Y			Y							Y			Y	Y	Y	Y	Y		
	PCB 136 2,2',3,3',6,6'-Hexachlorobiphenyl	EPA 1668	MLA-010							Y	Y		Y	Y	Y	Y				Y			Y							Y	Y		Y	Y	Y	Y	Y		
		EPA 8270	MLA-007													Y																							
		SGS AXYS MLA-010	MLA-010	Y				Y		Y									Y	Y					Y					Y									
		SGS AXYS MLA-007	MLA-007					Y											Y						Y														
		SGS AXYS MLA-210	MLA-210					Y		Y						Y				Y			Y							Y							Y	Y		
		SGS AXYS MLA-908	MLA-908							Y					Y	Y				Y			Y							Y			Y	Y	Y	Y	Y		
	PCB 137 2,2',3,4,4',5-Hexachlorobiphenyl	EPA 1668	MLA-010							Y	Y		Y	Y	Y	Y				Y			Y							Y	Y		Y	Y	Y	Y	Y		
		EPA 8270	MLA-007													Y																							
		SGS AXYS MLA-010	MLA-010	Y				Y		Y									Y	Y					Y					Y									
		SGS AXYS MLA-007	MLA-007					Y											Y						Y														
		SGS AXYS MLA-210	MLA-210					Y		Y						Y				Y			Y							Y							Y	Y		
		SGS AXYS MLA-908	MLA-908							Y					Y	Y				Y			Y							Y			Y	Y	Y	Y	Y		
	PCB 138 2,2',3,4,4',5'-Hexachlorobiphenyl	EPA 1668	MLA-010							Y	Y		Y	Y	Y	Y				Y			Y							Y	Y		Y	Y	Y	Y	Y		
		SGS AXYS MLA-010	MLA-010	Y				Y		Y									Y	Y					Y					Y									
		SGS AXYS MLA-901	MLA-901	Y																																			
		SGS AXYS MLA-210	MLA-210					Y		Y						Y				Y			Y							Y							Y	Y		

Accreditation Scope

SGS AXYS Analytical Services Ltd.
file ref.: ACC-103 Rev. 60

				Serum	Solids												Tissue and Tissue Flora							Urine	Water	Water, Non-Potable											AFFF	
Compound Class	Compound	Accredited Method ID	SGS AXYS Method ID	CALA	Alaska DEC	ANAB DoD **	ANAB ISO 17025	CALA	California WB	Florida DOH	Maine DOH	Minnesota DOH	New Jersey DEP	New York DOH	Virginia DGS	Washington DE	ANAB DoD **	ANAB ISO 17025	CALA	Florida DOH	Minnesota DOH	New Jersey DEP	Virginia DGS	CALA	CALA	Alaska DEC	ANAB DoD **	ANAB ISO 17025	California WB	Florida DOH	Maine DOH	Minnesota DOH	New Jersey DEP	New York DOH	Pennsylvania DEP	Virginia DGS	Washington DE *	ANAB DoD **	ANAB ISO 17025
		SGS AXYS MLA-908	MLA-908							Y					Y	Y				Y			Y							Y			Y	Y	Y	Y	Y		
	PCB 138/163/164	EPA 8270	MLA-007													Y																							
		SGS AXYS MLA-007	MLA-007					Y											Y						Y														
	PCB 139 2,2',3,4,4',6-Hexachlorobiphenyl	EPA 1668	MLA-010							Y	Y		Y	Y	Y	Y				Y			Y							Y	Y		Y	Y	Y	Y	Y		
		SGS AXYS MLA-010	MLA-010	Y				Y		Y									Y	Y					Y						Y									
		SGS AXYS MLA-210	MLA-210					Y		Y						Y				Y			Y								Y						Y	Y		
		SGS AXYS MLA-908	MLA-908							Y					Y	Y				Y			Y								Y			Y	Y	Y	Y	Y		
	PCB 14 3,5-Dichlorobiphenyl	EPA 1668	MLA-010							Y	Y		Y	Y	Y	Y				Y			Y							Y	Y		Y	Y	Y	Y	Y		
		EPA 8270	MLA-007																																				
		SGS AXYS MLA-010	MLA-010	Y				Y		Y									Y	Y					Y						Y									
		SGS AXYS MLA-210	MLA-210					Y		Y						Y				Y			Y								Y						Y	Y		
		SGS AXYS MLA-908	MLA-908							Y					Y	Y				Y			Y								Y			Y	Y	Y	Y	Y		
	PCB 140 2,2',3,4,4',6'-Hexachlorobiphenyl	EPA 1668	MLA-010							Y	Y		Y	Y	Y	Y				Y			Y							Y	Y		Y	Y	Y	Y	Y		
		EPA 8270	MLA-007																																				
		SGS AXYS MLA-010	MLA-010	Y				Y		Y									Y	Y					Y						Y									
		SGS AXYS MLA-210	MLA-210					Y		Y						Y				Y			Y								Y			Y	Y	Y	Y	Y		
		SGS AXYS MLA-908	MLA-908							Y					Y	Y				Y			Y								Y			Y	Y	Y	Y	Y		
	PCB 141 2,2',3,4,5,5'-Hexachlorobiphenyl	EPA 1668	MLA-010							Y	Y		Y	Y	Y	Y				Y			Y							Y	Y		Y	Y	Y	Y	Y		
		EPA 8270	MLA-007													Y																							
		SGS AXYS MLA-010	MLA-010	Y				Y		Y									Y	Y					Y						Y									
		SGS AXYS MLA-007	MLA-007					Y											Y						Y															
		SGS AXYS MLA-210	MLA-210					Y		Y						Y				Y			Y								Y			Y	Y	Y	Y	Y		
		SGS AXYS MLA-908	MLA-908							Y					Y	Y				Y			Y								Y			Y	Y	Y	Y	Y		
	PCB 142 2,2',3,4,5,6-Hexachlorobiphenyl	EPA 1668	MLA-010							Y	Y		Y	Y	Y	Y				Y			Y							Y	Y		Y	Y	Y	Y	Y		
		SGS AXYS MLA-010	MLA-010	Y				Y		Y									Y	Y					Y						Y									
		SGS AXYS MLA-210	MLA-210					Y		Y						Y				Y			Y								Y			Y	Y	Y	Y	Y		
		SGS AXYS MLA-908	MLA-908							Y					Y	Y				Y			Y								Y			Y	Y	Y	Y	Y		
	PCB 143 2,2',3,4,5,6'-Hexachlorobiphenyl	EPA 1668	MLA-010							Y	Y		Y	Y	Y	Y				Y			Y							Y	Y		Y	Y	Y	Y	Y		
		SGS AXYS MLA-010	MLA-010	Y				Y		Y									Y	Y					Y						Y									
		SGS AXYS MLA-210	MLA-210					Y		Y						Y				Y			Y								Y			Y	Y	Y	Y	Y		
		SGS AXYS MLA-908	MLA-908							Y					Y	Y				Y			Y								Y			Y	Y	Y	Y	Y		
	PCB 144 2,2',3,4,5',6-Hexachlorobiphenyl	EPA 1668	MLA-010							Y	Y		Y	Y	Y	Y				Y			Y							Y	Y		Y	Y	Y	Y	Y		
		SGS AXYS MLA-010	MLA-010	Y				Y		Y									Y	Y					Y						Y									
		SGS AXYS MLA-210	MLA-210					Y		Y						Y				Y			Y								Y			Y	Y	Y	Y	Y		
		SGS AXYS MLA-908	MLA-908							Y					Y	Y				Y			Y								Y			Y	Y	Y	Y	Y		
	PCB 144/135	EPA 8270	MLA-007													Y																							
		SGS AXYS MLA-007	MLA-007					Y											Y						Y														
	PCB 145 2,2',3,4,6,6'-Hexachlorobiphenyl	EPA 1668	MLA-010							Y	Y		Y	Y	Y	Y				Y			Y							Y	Y		Y	Y	Y	Y	Y		
		EPA 8270	MLA-007													Y																							
		SGS AXYS MLA-010	MLA-010	Y				Y		Y									Y	Y					Y						Y									
		SGS AXYS MLA-210	MLA-210					Y		Y						Y				Y			Y								Y			Y	Y	Y	Y	Y		
		SGS AXYS MLA-908	MLA-908							Y					Y	Y				Y			Y								Y			Y	Y	Y	Y	Y		
	PCB 146 2,2',3,4',5,5'-Hexachlorobiphenyl	EPA 1668	MLA-010							Y	Y		Y	Y	Y	Y				Y			Y							Y	Y		Y	Y	Y	Y	Y		
		EPA 8270	MLA-007													Y																							
		SGS AXYS MLA-010	MLA-010	Y				Y		Y									Y	Y					Y						Y									
		SGS AXYS MLA-007	MLA-007					Y											Y						Y															
		SGS AXYS MLA-901	MLA-901	Y																																			
		SGS AXYS MLA-210	MLA-210					Y		Y						Y				Y			Y								Y			Y	Y	Y	Y	Y		
		SGS AXYS MLA-908	MLA-908							Y					Y	Y				Y			Y								Y			Y	Y	Y	Y	Y		
	PCB 147 2,2',3,4',5,6-Hexachlorobiphenyl	EPA 1668	MLA-010							Y	Y		Y	Y	Y	Y				Y			Y							Y	Y		Y	Y	Y	Y	Y		
		EPA 8270	MLA-007																																				
		SGS AXYS MLA-010	MLA-010	Y				Y		Y									Y	Y					Y						Y									
		SGS AXYS MLA-210	MLA-210					Y		Y						Y				Y			Y								Y			Y	Y	Y	Y	Y		
		SGS AXYS MLA-908	MLA-908							Y					Y	Y				Y			Y								Y			Y	Y	Y	Y	Y		
	PCB 148 2,2',3,4',5,6'-Hexachlorobiphenyl	EPA 1668	MLA-010							Y	Y		Y	Y	Y	Y				Y			Y							Y	Y		Y	Y	Y	Y	Y		
		EPA 8270	MLA-007																																				
		SGS AXYS MLA-010	MLA-010	Y				Y		Y									Y	Y					Y						Y									
		SGS AXYS MLA-210	MLA-210					Y		Y						Y				Y			Y								Y			Y	Y	Y	Y	Y		
		SGS AXYS MLA-908	MLA-908							Y					Y	Y				Y			Y								Y			Y	Y	Y	Y	Y		
	PCB 149 2,2',3,4',5',6-Hexachlorobiphenyl	EPA 1668	MLA-010							Y	Y		Y	Y	Y	Y				Y			Y							Y	Y		Y	Y	Y	Y	Y		
		SGS AXYS MLA-010	MLA-010	Y				Y		Y									Y	Y					Y						Y									
		SGS AXYS MLA-210	MLA-210					Y		Y						Y				Y			Y								Y			Y	Y	Y	Y	Y		
		SGS AXYS MLA-908	MLA-908							Y					Y	Y				Y			Y								Y			Y	Y	Y	Y	Y		
	PCB 149/139	EPA 8270	MLA-007													Y																							

Accreditation Scope

SGS AXYS Analytical Services Ltd.
file ref.: ACC-103 Rev. 60

				Serum	Solids												Tissue and Tissue Flora							Urine	Water	Water, Non-Potable										AFFF	
Compound Class	Compound	Accredited Method ID	SGS AXYS Method ID	CALA	Alaska DEC	ANAB DoD **	ANAB ISO 17025	CALA	California WB	Florida DOH	Maine DOH	Minnesota DOH	New Jersey DEP	New York DOH	Virginia DGS	Washington DE	ANAB DoD **	ANAB ISO 17025	CALA	Florida DOH	Minnesota DOH	New Jersey DEP	Virginia DGS	CALA	CALA	Alaska DEC	ANAB DoD **	ANAB ISO 17025	California WB	Florida DOH	Maine DOH	Minnesota DOH	New Jersey DEP	New York DOH	Pennsylvania DEP	Virginia DGS	Washington DE *	ANAB DoD **	ANAB ISO 17025
		SGS AXYS MLA-007	MLA-007					Y											Y						Y														
	PCB 15 4,4'-Dichlorobiphenyl	EPA 1668	MLA-010							Y	Y		Y	Y	Y	Y				Y			Y							Y	Y		Y	Y	Y	Y	Y		
		EPA 8270	MLA-007													Y																							
		SGS AXYS MLA-010	MLA-010	Y				Y		Y									Y	Y					Y					Y									
		SGS AXYS MLA-007	MLA-007					Y											Y						Y														
		SGS AXYS MLA-210	MLA-210					Y		Y						Y				Y			Y							Y			Y	Y	Y	Y	Y		
		SGS AXYS MLA-908	MLA-908							Y					Y	Y				Y			Y							Y			Y	Y	Y	Y	Y		
	PCB 150 2,2',3,4',6,6'-Hexachlorobiphenyl	EPA 1668	MLA-010							Y	Y		Y	Y	Y	Y				Y			Y							Y	Y		Y	Y	Y	Y	Y		
		EPA 8270	MLA-007																																				
		SGS AXYS MLA-010	MLA-010	Y				Y		Y									Y	Y					Y					Y									
		SGS AXYS MLA-210	MLA-210					Y		Y						Y				Y			Y							Y			Y	Y	Y	Y	Y		
		SGS AXYS MLA-908	MLA-908							Y					Y	Y				Y			Y							Y			Y	Y	Y	Y	Y		
	PCB 151 2,2',3,5,5',6-Hexachlorobiphenyl	EPA 1668	MLA-010							Y	Y		Y	Y	Y	Y				Y			Y							Y	Y		Y	Y	Y	Y	Y		
		EPA 8270	MLA-007													Y																							
		SGS AXYS MLA-010	MLA-010	Y				Y		Y									Y	Y					Y					Y									
		SGS AXYS MLA-007	MLA-007					Y											Y						Y														
		SGS AXYS MLA-210	MLA-210					Y		Y						Y				Y			Y							Y			Y	Y	Y	Y	Y		
		SGS AXYS MLA-908	MLA-908							Y					Y	Y				Y			Y							Y			Y	Y	Y	Y	Y		
	PCB 152 2,2',3,5,6,6'-Hexachlorobiphenyl	EPA 1668	MLA-010							Y	Y		Y	Y	Y	Y				Y			Y							Y	Y		Y	Y	Y	Y	Y		
		EPA 8270	MLA-007																																				
		SGS AXYS MLA-010	MLA-010	Y				Y		Y									Y	Y					Y					Y									
		SGS AXYS MLA-210	MLA-210					Y		Y						Y				Y			Y							Y			Y	Y	Y	Y	Y		
		SGS AXYS MLA-908	MLA-908							Y					Y	Y				Y			Y							Y			Y	Y	Y	Y	Y		
	PCB 153 2,2',4,4',5,5'-Hexachlorobiphenyl	EPA 1668	MLA-010							Y	Y		Y	Y	Y	Y				Y			Y							Y	Y		Y	Y	Y	Y	Y		
		EPA 8270	MLA-007													Y																							
		SGS AXYS MLA-010	MLA-010	Y				Y		Y									Y	Y					Y					Y									
		SGS AXYS MLA-007	MLA-007					Y											Y						Y														
		SGS AXYS MLA-901	MLA-901	Y																																			
		SGS AXYS MLA-210	MLA-210					Y		Y						Y				Y			Y							Y			Y	Y	Y	Y	Y		
		SGS AXYS MLA-908	MLA-908							Y					Y	Y				Y			Y							Y			Y	Y	Y	Y	Y		
	PCB 154 2,2',4,4',5,6'-Hexachlorobiphenyl	EPA 1668	MLA-010							Y	Y		Y	Y	Y	Y				Y			Y							Y	Y		Y	Y	Y	Y	Y		
		EPA 8270	MLA-007																																				
		SGS AXYS MLA-010	MLA-010	Y				Y		Y									Y	Y					Y					Y									
		SGS AXYS MLA-210	MLA-210					Y		Y						Y				Y			Y							Y			Y	Y	Y	Y	Y		
		SGS AXYS MLA-908	MLA-908							Y					Y	Y				Y			Y							Y			Y	Y	Y	Y	Y		
	PCB 155 2,2',4,4',6,6'-Hexachlorobiphenyl	EPA 1668	MLA-010							Y	Y		Y	Y	Y	Y				Y			Y							Y	Y		Y	Y	Y	Y	Y		
		EPA 8270	MLA-007																																				
		SGS AXYS MLA-010	MLA-010	Y				Y		Y									Y	Y					Y					Y									
		SGS AXYS MLA-210	MLA-210					Y		Y						Y				Y			Y							Y			Y	Y	Y	Y	Y		
		SGS AXYS MLA-908	MLA-908							Y					Y	Y				Y			Y							Y			Y	Y	Y	Y	Y		
	PCB 156 2,3,3',4,4',5-Hexachlorobiphenyl	EPA 1668	MLA-010							Y	Y		Y	Y	Y	Y				Y			Y							Y	Y		Y	Y	Y	Y	Y		
		EPA 8270	MLA-007													Y																							
		SGS AXYS MLA-010	MLA-010	Y				Y		Y									Y	Y					Y					Y									
		SGS AXYS MLA-007	MLA-007					Y											Y						Y														
		SGS AXYS MLA-901	MLA-901	Y																																			
		SGS AXYS MLA-210	MLA-210					Y		Y						Y				Y			Y							Y			Y	Y	Y	Y	Y		
		SGS AXYS MLA-908	MLA-908							Y					Y	Y				Y			Y							Y			Y	Y	Y	Y	Y		
	PCB 157 2,3,3',4,4',5'-Hexachlorobiphenyl	EPA 1668	MLA-010							Y	Y		Y	Y	Y	Y				Y			Y							Y	Y		Y	Y	Y	Y	Y		
		EPA 8270	MLA-007													Y																							
		SGS AXYS MLA-010	MLA-010	Y				Y		Y									Y	Y					Y					Y									
		SGS AXYS MLA-007	MLA-007					Y											Y						Y														
		SGS AXYS MLA-210	MLA-210					Y		Y						Y				Y			Y							Y			Y	Y	Y	Y	Y		
		SGS AXYS MLA-908	MLA-908							Y					Y	Y				Y			Y							Y			Y	Y	Y	Y	Y		
	PCB 158 2,3,3',4,4',6-Hexachlorobiphenyl	EPA 1668	MLA-010							Y	Y		Y	Y	Y	Y				Y			Y							Y	Y		Y	Y	Y	Y	Y		
		SGS AXYS MLA-010	MLA-010	Y				Y		Y									Y	Y					Y					Y									
		SGS AXYS MLA-210	MLA-210					Y		Y						Y				Y			Y							Y			Y	Y	Y	Y	Y		
		SGS AXYS MLA-908	MLA-908							Y					Y	Y				Y			Y							Y			Y	Y	Y	Y	Y		
	PCB 158/160	EPA 8270	MLA-007													Y																							
		SGS AXYS MLA-007	MLA-007					Y											Y						Y														
	PCB 159 2,3,3',4,5,5'-Hexachlorobiphenyl	EPA 1668	MLA-010							Y	Y		Y	Y	Y	Y				Y			Y							Y	Y		Y	Y	Y	Y	Y		
		EPA 8270	MLA-007													Y																							
		SGS AXYS MLA-010	MLA-010	Y				Y		Y									Y	Y					Y					Y									
		SGS AXYS MLA-007	MLA-007																						Y														
		SGS AXYS MLA-210	MLA-210					Y		Y						Y				Y			Y							Y			Y	Y	Y	Y	Y		

Accreditation Scope

SGS AXYS Analytical Services Ltd.
file ref.: ACC-103 Rev. 60

				Serum	Solids												Tissue and Tissue Flora							Urine	Water	Water, Non-Potable										AFFF	
Compound Class	Compound	Accredited Method ID	SGS AXYS Method ID	CALA	Alaska DEC	ANAB DoD **	ANAB ISO 17025	CALA	California WB	Florida DOH	Maine DOH	Minnesota DOH	New Jersey DEP	New York DOH	Virginia DGS	Washington DE	ANAB DoD **	ANAB ISO 17025	CALA	Florida DOH	Minnesota DOH	New Jersey DEP	Virginia DGS	CALA	CALA	Alaska DEC	ANAB DoD **	ANAB ISO 17025	California WB	Florida DOH	Maine DOH	Minnesota DOH	New Jersey DEP	New York DOH	Pennsylvania DEP	Virginia DGS	Washington DE *	ANAB DoD **	ANAB ISO 17025
		SGS AXYS MLA-908	MLA-908							Y					Y	Y				Y			Y							Y			Y	Y	Y	Y	Y		
	PCB 16 2,2',3-Trichlorobiphenyl	EPA 1668	MLA-010							Y	Y		Y	Y	Y	Y				Y			Y							Y	Y		Y	Y	Y	Y	Y		
		SGS AXYS MLA-010	MLA-010	Y				Y		Y									Y	Y					Y					Y									
		SGS AXYS MLA-210	MLA-210					Y		Y						Y				Y			Y							Y			Y	Y	Y	Y	Y		
		SGS AXYS MLA-908	MLA-908							Y					Y	Y				Y			Y							Y			Y	Y	Y	Y	Y		
	PCB 16/32	EPA 8270	MLA-007													Y																							
		SGS AXYS MLA-007	MLA-007					Y											Y						Y														
	PCB 160 2,3,3',4,5,6-Hexachlorobiphenyl	EPA 1668	MLA-010							Y	Y		Y	Y	Y	Y				Y			Y							Y	Y		Y	Y	Y	Y	Y		
		SGS AXYS MLA-010	MLA-010	Y				Y		Y									Y	Y					Y					Y									
		SGS AXYS MLA-210	MLA-210					Y		Y						Y				Y			Y							Y			Y	Y	Y	Y	Y		
		SGS AXYS MLA-908	MLA-908							Y					Y	Y				Y			Y							Y			Y	Y	Y	Y	Y		
	PCB 161 2,3,3',4,5',6-Hexachlorobiphenyl	EPA 1668	MLA-010							Y	Y		Y	Y	Y	Y				Y			Y							Y	Y		Y	Y	Y	Y	Y		
		EPA 8270	MLA-007													Y																							
		SGS AXYS MLA-010	MLA-010	Y				Y		Y									Y	Y					Y					Y									
		SGS AXYS MLA-210	MLA-210					Y		Y						Y				Y			Y							Y			Y	Y	Y	Y	Y		
		SGS AXYS MLA-908	MLA-908							Y					Y	Y				Y			Y							Y			Y	Y	Y	Y	Y		
	PCB 162 2,3,3',4',5,5'-Hexachlorobiphenyl	EPA 1668	MLA-010							Y	Y		Y	Y	Y	Y				Y			Y							Y	Y		Y	Y	Y	Y	Y		
		EPA 8270	MLA-007																																				
		SGS AXYS MLA-010	MLA-010	Y				Y		Y									Y	Y					Y					Y									
		SGS AXYS MLA-210	MLA-210					Y		Y						Y				Y			Y							Y			Y	Y	Y	Y	Y		
		SGS AXYS MLA-908	MLA-908							Y					Y	Y				Y			Y							Y			Y	Y	Y	Y	Y		
	PCB 163 2,3,3',4',5,6-Hexachlorobiphenyl	EPA 1668	MLA-010							Y	Y		Y	Y	Y	Y				Y			Y							Y	Y		Y	Y	Y	Y	Y		
		SGS AXYS MLA-010	MLA-010	Y				Y		Y									Y	Y					Y					Y									
		SGS AXYS MLA-210	MLA-210					Y		Y						Y				Y			Y							Y			Y	Y	Y	Y	Y		
		SGS AXYS MLA-908	MLA-908							Y					Y	Y				Y			Y							Y			Y	Y	Y	Y	Y		
	PCB 164 2,3,3',4',5',6-Hexachlorobiphenyl	EPA 1668	MLA-010							Y	Y		Y	Y	Y	Y				Y			Y							Y	Y		Y	Y	Y	Y	Y		
		SGS AXYS MLA-010	MLA-010	Y				Y		Y									Y	Y					Y					Y									
		SGS AXYS MLA-210	MLA-210					Y		Y						Y				Y			Y							Y			Y	Y	Y	Y	Y		
		SGS AXYS MLA-908	MLA-908							Y					Y	Y				Y			Y							Y			Y	Y	Y	Y	Y		
	PCB 165 2,3,3',5,5',6-Hexachlorobiphenyl	EPA 1668	MLA-010							Y	Y		Y	Y	Y	Y				Y			Y							Y	Y		Y	Y	Y	Y	Y		
		EPA 8270	MLA-007																																				
		SGS AXYS MLA-010	MLA-010	Y				Y		Y									Y	Y					Y					Y									
		SGS AXYS MLA-210	MLA-210					Y		Y						Y				Y			Y							Y			Y	Y	Y	Y	Y		
		SGS AXYS MLA-908	MLA-908							Y					Y	Y				Y			Y							Y			Y	Y	Y	Y	Y		
	PCB 166 2,3,4,4',5,6-Hexachlorobiphenyl	EPA 1668	MLA-010							Y	Y		Y	Y	Y	Y				Y			Y							Y	Y		Y	Y	Y	Y	Y		
		EPA 8270	MLA-007																																				
		SGS AXYS MLA-010	MLA-010	Y				Y		Y									Y	Y					Y					Y									
		SGS AXYS MLA-210	MLA-210					Y		Y						Y				Y			Y							Y			Y	Y	Y	Y	Y		
		SGS AXYS MLA-908	MLA-908							Y					Y	Y				Y			Y							Y			Y	Y	Y	Y	Y		
	PCB 167 2,3',4,4',5,5'-Hexachlorobiphenyl	EPA 1668	MLA-010							Y	Y		Y	Y	Y	Y				Y			Y							Y	Y		Y	Y	Y	Y	Y		
		EPA 8270	MLA-007																																				
		SGS AXYS MLA-010	MLA-010	Y				Y		Y									Y	Y					Y					Y									
		SGS AXYS MLA-210	MLA-210					Y		Y						Y				Y			Y							Y			Y	Y	Y	Y	Y		
		SGS AXYS MLA-908	MLA-908							Y					Y	Y				Y			Y							Y			Y	Y	Y	Y	Y		
	PCB 168 2,3',4,4',5',6-Hexachlorobiphenyl	EPA 1668	MLA-010							Y	Y		Y	Y	Y	Y				Y			Y							Y	Y		Y	Y	Y	Y	Y		
		SGS AXYS MLA-010	MLA-010	Y				Y		Y									Y	Y					Y					Y									
		SGS AXYS MLA-210	MLA-210					Y		Y						Y				Y			Y							Y			Y	Y	Y	Y	Y		
		SGS AXYS MLA-908	MLA-908							Y					Y	Y				Y			Y							Y			Y	Y	Y	Y	Y		
	PCB 169 3,3',4,4',5,5'-Hexachlorobiphenyl	EPA 1668	MLA-010							Y	Y		Y	Y	Y	Y				Y			Y							Y	Y		Y	Y	Y	Y	Y		
		EPA 8270	MLA-007													Y																							
		SGS AXYS MLA-010	MLA-010	Y				Y		Y									Y	Y					Y					Y									
		SGS AXYS MLA-007	MLA-007					Y											Y																				
		SGS AXYS MLA-210	MLA-210					Y		Y						Y				Y			Y							Y			Y	Y	Y	Y	Y		
		SGS AXYS MLA-908	MLA-908							Y					Y	Y				Y			Y							Y			Y	Y	Y	Y	Y		
	PCB 17 2,2',4-Trichlorobiphenyl	EPA 1668	MLA-010							Y	Y		Y	Y	Y	Y				Y			Y							Y	Y		Y	Y	Y	Y	Y		
		EPA 8270	MLA-007													Y																							
		SGS AXYS MLA-010	MLA-010	Y				Y		Y									Y	Y					Y					Y									
		SGS AXYS MLA-007	MLA-007					Y											Y						Y														
		SGS AXYS MLA-210	MLA-210					Y		Y						Y				Y			Y							Y			Y	Y	Y	Y	Y		
		SGS AXYS MLA-908	MLA-908							Y					Y	Y				Y			Y							Y			Y	Y	Y	Y	Y		
	PCB 170 2,2',3,3',4,4',5-Heptachlorobiphenyl	EPA 1668	MLA-010							Y	Y		Y	Y	Y	Y				Y			Y							Y	Y		Y	Y	Y	Y	Y		
		SGS AXYS MLA-010	MLA-010	Y				Y		Y									Y	Y					Y					Y									
		SGS AXYS MLA-901	MLA-901	Y																																			
		SGS AXYS MLA-210	MLA-210					Y		Y						Y				Y			Y							Y			Y	Y	Y	Y	Y		

Accreditation Scope

SGS AXYS Analytical Services Ltd.
file ref.: ACC-103 Rev. 60

				Serum	Solids												Tissue and Tissue Flora							Urine	Water	Water, Non-Potable											AFFF	
Compound Class	Compound	Accredited Method ID	SGS AXYS Method ID	CALA	Alaska DEC	ANAB DoD **	ANAB ISO 17025	CALA	California WB	Florida DOH	Maine DOH	Minnesota DOH	New Jersey DEP	New York DOH	Virginia DGS	Washington DE	ANAB DoD **	ANAB ISO 17025	CALA	Florida DOH	Minnesota DOH	New Jersey DEP	Virginia DGS	CALA	CALA	Alaska DEC	ANAB DoD **	ANAB ISO 17025	California WB	Florida DOH	Maine DOH	Minnesota DOH	New Jersey DEP	New York DOH	Pennsylvania DEP	Virginia DGS	Washington DE *	ANAB DoD **	ANAB ISO 17025
		SGS AXYS MLA-908	MLA-908							Y					Y	Y				Y			Y							Y			Y	Y	Y	Y	Y		
	PCB 170/190	EPA 8270	MLA-007													Y																							
		SGS AXYS MLA-007	MLA-007					Y											Y						Y														
	PCB 171 2,2',3,3',4,4',6-Heptachlorobiphenyl	EPA 1668	MLA-010							Y	Y		Y	Y	Y	Y				Y			Y							Y	Y		Y	Y	Y	Y	Y		
		EPA 8270	MLA-007													Y																							
		SGS AXYS MLA-010	MLA-010	Y				Y		Y									Y	Y					Y					Y									
		SGS AXYS MLA-007	MLA-007					Y											Y						Y														
		SGS AXYS MLA-210	MLA-210					Y		Y						Y				Y			Y							Y			Y	Y	Y	Y	Y		
		SGS AXYS MLA-908	MLA-908							Y					Y	Y				Y			Y							Y			Y	Y	Y	Y	Y		
	PCB 172 2,2',3,3',4,5,5'-Heptachlorobiphenyl	EPA 1668	MLA-010							Y			Y	Y	Y	Y				Y			Y							Y			Y	Y	Y	Y	Y		
		SGS AXYS MLA-010	MLA-010	Y				Y		Y									Y	Y					Y					Y									
		SGS AXYS MLA-210	MLA-210					Y		Y						Y				Y			Y							Y			Y	Y	Y	Y	Y		
		SGS AXYS MLA-908	MLA-908							Y					Y	Y				Y			Y							Y			Y	Y	Y	Y	Y		
	PCB 172/192	EPA 8270	MLA-007													Y																							
		SGS AXYS MLA-007	MLA-007					Y											Y						Y														
	PCB 173 2,2',3,3',4,5,6-Heptachlorobiphenyl	EPA 1668	MLA-010							Y			Y	Y	Y	Y				Y			Y							Y			Y	Y	Y	Y	Y		
		EPA 8270	MLA-007																																				
		SGS AXYS MLA-010	MLA-010	Y				Y		Y									Y	Y					Y					Y									
		SGS AXYS MLA-210	MLA-210					Y		Y						Y				Y			Y							Y			Y	Y	Y	Y	Y		
		SGS AXYS MLA-908	MLA-908							Y					Y	Y				Y			Y							Y			Y	Y	Y	Y	Y		
	PCB 174 2,2',3,3',4,5,6'-Heptachlorobiphenyl	EPA 1668	MLA-010							Y	Y		Y	Y	Y	Y				Y			Y							Y	Y		Y	Y	Y	Y	Y		
		SGS AXYS MLA-010	MLA-010	Y				Y		Y									Y	Y					Y					Y									
		SGS AXYS MLA-210	MLA-210					Y		Y						Y				Y			Y							Y			Y	Y	Y	Y	Y		
		SGS AXYS MLA-908	MLA-908							Y					Y	Y				Y			Y							Y			Y	Y	Y	Y	Y		
	PCB 174/181	EPA 8270	MLA-007													Y																							
		SGS AXYS MLA-007	MLA-007					Y											Y						Y														
	PCB 175 2,2',3,3',4,5',6-Heptachlorobiphenyl	EPA 1668	MLA-010							Y	Y		Y	Y	Y	Y				Y			Y							Y	Y		Y	Y	Y	Y	Y		
		EPA 8270	MLA-007													Y																							
		SGS AXYS MLA-010	MLA-010	Y				Y		Y									Y	Y					Y					Y									
		SGS AXYS MLA-007	MLA-007					Y											Y						Y														
		SGS AXYS MLA-210	MLA-210					Y		Y						Y				Y			Y							Y			Y	Y	Y	Y	Y		
		SGS AXYS MLA-908	MLA-908							Y					Y	Y				Y			Y							Y			Y	Y	Y	Y	Y		
	PCB 176 2,2',3,3',4,6,6'-Heptachlorobiphenyl	EPA 1668	MLA-010							Y	Y		Y	Y	Y	Y				Y			Y							Y	Y		Y	Y	Y	Y	Y		
		EPA 8270	MLA-007													Y																							
		SGS AXYS MLA-010	MLA-010	Y				Y		Y									Y	Y					Y					Y									
		SGS AXYS MLA-007	MLA-007					Y											Y						Y														
		SGS AXYS MLA-210	MLA-210					Y		Y						Y				Y			Y							Y			Y	Y	Y	Y	Y		
		SGS AXYS MLA-908	MLA-908							Y					Y	Y				Y			Y							Y			Y	Y	Y	Y	Y		
	PCB 177 2,2',3,3',4,5',6'-Heptachlorobiphenyl	EPA 1668	MLA-010							Y	Y		Y	Y	Y	Y				Y			Y							Y	Y		Y	Y	Y	Y	Y		
		EPA 8270	MLA-007													Y																							
		SGS AXYS MLA-010	MLA-010	Y				Y		Y									Y	Y					Y					Y									
		SGS AXYS MLA-007	MLA-007					Y											Y						Y														
		SGS AXYS MLA-210	MLA-210					Y		Y						Y				Y			Y							Y			Y	Y	Y	Y	Y		
		SGS AXYS MLA-908	MLA-908							Y					Y	Y				Y			Y							Y			Y	Y	Y	Y	Y		
	PCB 178 2,2',3,3',5,5',6-Heptachlorobiphenyl	EPA 1668	MLA-010							Y	Y		Y	Y	Y	Y				Y			Y							Y	Y		Y	Y	Y	Y	Y		
		EPA 8270	MLA-007													Y																							
		SGS AXYS MLA-010	MLA-010	Y				Y		Y									Y	Y					Y					Y									
		SGS AXYS MLA-007	MLA-007					Y											Y						Y														
		SGS AXYS MLA-210	MLA-210					Y		Y						Y				Y			Y							Y			Y	Y	Y	Y	Y		
		SGS AXYS MLA-908	MLA-908							Y					Y	Y				Y			Y							Y			Y	Y	Y	Y	Y		
	PCB 179 2,2',3,3',5,6,6'-Heptachlorobiphenyl	EPA 1668	MLA-010							Y	Y		Y	Y	Y	Y				Y			Y							Y	Y		Y	Y	Y	Y	Y		
		EPA 8270	MLA-007													Y																							
		SGS AXYS MLA-010	MLA-010	Y				Y		Y									Y	Y					Y					Y									
		SGS AXYS MLA-007	MLA-007					Y											Y						Y														
		SGS AXYS MLA-210	MLA-210					Y		Y						Y				Y			Y							Y			Y	Y	Y	Y	Y		
		SGS AXYS MLA-908	MLA-908							Y					Y	Y				Y			Y							Y			Y	Y	Y	Y	Y		
	PCB 18 2,2',5-Trichlorobiphenyl	EPA 1668	MLA-010							Y	Y		Y	Y	Y	Y				Y			Y							Y	Y		Y	Y	Y	Y	Y		
		EPA 8270	MLA-007													Y																							
		SGS AXYS MLA-010	MLA-010	Y				Y		Y									Y	Y					Y					Y									
		SGS AXYS MLA-007	MLA-007					Y											Y						Y														
		SGS AXYS MLA-210	MLA-210					Y		Y						Y				Y			Y							Y			Y	Y	Y	Y	Y		
		SGS AXYS MLA-908	MLA-908							Y					Y	Y				Y			Y							Y			Y	Y	Y	Y	Y		
	PCB 180 2,2',3,4,4',5,5'-Heptachlorobiphenyl	EPA 1668	MLA-010							Y	Y		Y	Y	Y	Y				Y			Y							Y	Y		Y	Y	Y	Y	Y		
		EPA 8270	MLA-007													Y																							

Accreditation Scope

SGS AXYS Analytical Services Ltd.
file ref.: ACC-103 Rev. 60

				Serum	Solids												Tissue and Tissue Flora							Urine	Water	Water, Non-Potable										AFFF	
Compound Class	Compound	Accredited Method ID	SGS AXYS Method ID	CALA	Alaska DEC	ANAB DoD **	ANAB ISO 17025	CALA	California WB	Florida DOH	Maine DOH	Minnesota DOH	New Jersey DEP	New York DOH	Virginia DGS	Washington DE	ANAB DoD **	ANAB ISO 17025	CALA	Florida DOH	Minnesota DOH	New Jersey DEP	Virginia DGS	CALA	CALA	Alaska DEC	ANAB DoD **	ANAB ISO 17025	California WB	Florida DOH	Maine DOH	Minnesota DOH	New Jersey DEP	New York DOH	Pennsylvania DEP	Virginia DGS	Washington DE *	ANAB DoD **	ANAB ISO 17025
		SGS AXYS MLA-010	MLA-010	Y				Y		Y									Y	Y					Y						Y								
		SGS AXYS MLA-007	MLA-007					Y											Y						Y														
		SGS AXYS MLA-901	MLA-901	Y																																			
		SGS AXYS MLA-210	MLA-210					Y		Y						Y				Y			Y								Y			Y	Y	Y	Y	Y		
		SGS AXYS MLA-908	MLA-908							Y					Y	Y				Y			Y								Y			Y	Y	Y	Y	Y		
	PCB 181 2,2',3,4,4',5,6-Heptachlorobiphenyl	EPA 1668	MLA-010							Y	Y		Y	Y	Y	Y				Y			Y							Y	Y		Y	Y	Y	Y	Y		
		SGS AXYS MLA-010	MLA-010	Y				Y		Y									Y	Y					Y						Y									
		SGS AXYS MLA-210	MLA-210					Y		Y						Y				Y			Y								Y			Y	Y	Y	Y	Y		
		SGS AXYS MLA-908	MLA-908							Y					Y	Y				Y			Y								Y			Y	Y	Y	Y	Y		
	PCB 182 2,2',3,4,4',5,6'-Heptachlorobiphenyl	EPA 1668	MLA-010							Y	Y		Y	Y	Y	Y				Y			Y							Y	Y		Y	Y	Y	Y	Y		
		SGS AXYS MLA-010	MLA-010	Y				Y		Y									Y	Y					Y						Y									
		SGS AXYS MLA-210	MLA-210					Y		Y						Y				Y			Y								Y			Y	Y	Y	Y	Y		
		SGS AXYS MLA-908	MLA-908							Y					Y	Y				Y			Y								Y			Y	Y	Y	Y	Y		
	PCB 183 2,2',3,4,4',5',6-Heptachlorobiphenyl	EPA 1668	MLA-010							Y	Y		Y	Y	Y	Y				Y			Y							Y	Y		Y	Y	Y	Y	Y		
		EPA 8270	MLA-007													Y																							
		SGS AXYS MLA-010	MLA-010	Y				Y		Y									Y	Y					Y						Y									
		SGS AXYS MLA-007	MLA-007					Y											Y						Y														
		SGS AXYS MLA-210	MLA-210					Y		Y						Y				Y			Y								Y			Y	Y	Y	Y	Y		
		SGS AXYS MLA-908	MLA-908							Y					Y	Y				Y			Y								Y			Y	Y	Y	Y	Y		
	PCB 184 2,2',3,4,4',6,6'-Heptachlorobiphenyl	EPA 1668	MLA-010							Y	Y		Y	Y	Y	Y				Y			Y							Y	Y		Y	Y	Y	Y	Y		
		EPA 8270	MLA-007																																				
		SGS AXYS MLA-010	MLA-010	Y				Y		Y									Y	Y					Y						Y									
		SGS AXYS MLA-210	MLA-210					Y		Y						Y				Y			Y								Y			Y	Y	Y	Y	Y		
		SGS AXYS MLA-908	MLA-908							Y					Y	Y				Y			Y								Y			Y	Y	Y	Y	Y		
	PCB 185 2,2',3,4,5,5',6-Heptachlorobiphenyl	EPA 1668	MLA-010							Y	Y		Y	Y	Y	Y				Y			Y							Y	Y		Y	Y	Y	Y	Y		
		EPA 8270	MLA-007													Y																							
		SGS AXYS MLA-010	MLA-010	Y				Y		Y									Y	Y					Y						Y									
		SGS AXYS MLA-007	MLA-007					Y											Y						Y														
		SGS AXYS MLA-210	MLA-210					Y		Y						Y				Y			Y								Y			Y	Y	Y	Y	Y		
		SGS AXYS MLA-908	MLA-908							Y					Y	Y				Y			Y								Y			Y	Y	Y	Y	Y		
	PCB 186 2,2',3,4,5,6,6'-Heptachlorobiphenyl	EPA 1668	MLA-010							Y	Y		Y	Y	Y	Y				Y			Y							Y	Y		Y	Y	Y	Y	Y		
		EPA 8270	MLA-007																																				
		SGS AXYS MLA-010	MLA-010	Y				Y		Y									Y	Y					Y						Y									
		SGS AXYS MLA-210	MLA-210					Y		Y						Y				Y			Y								Y			Y	Y	Y	Y	Y		
		SGS AXYS MLA-908	MLA-908							Y					Y	Y				Y			Y								Y			Y	Y	Y	Y	Y		
	PCB 187 2,2',3,4',5,5',6-Heptachlorobiphenyl	EPA 1668	MLA-010							Y	Y		Y	Y	Y	Y				Y			Y							Y	Y		Y	Y	Y	Y	Y		
		SGS AXYS MLA-010	MLA-010	Y				Y		Y									Y	Y					Y						Y									
		SGS AXYS MLA-901	MLA-901	Y																																			
		SGS AXYS MLA-210	MLA-210					Y		Y						Y				Y			Y								Y			Y	Y	Y	Y	Y		
		SGS AXYS MLA-908	MLA-908							Y					Y	Y				Y			Y								Y			Y	Y	Y	Y	Y		
	PCB 187/182	EPA 8270	MLA-007													Y																							
		SGS AXYS MLA-007	MLA-007					Y											Y						Y														
	PCB 188 2,2',3,4',5,6,6'-Heptachlorobiphenyl	EPA 1668	MLA-010							Y	Y		Y	Y	Y	Y				Y			Y							Y	Y		Y	Y	Y	Y	Y		
		EPA 8270	MLA-007																																				
		SGS AXYS MLA-010	MLA-010	Y				Y		Y									Y	Y					Y						Y									
		SGS AXYS MLA-210	MLA-210					Y		Y						Y				Y			Y								Y			Y	Y	Y	Y	Y		
		SGS AXYS MLA-908	MLA-908							Y					Y	Y				Y			Y								Y			Y	Y	Y	Y	Y		
	PCB 189 2,3,3',4,4',5,5'-Heptachlorobiphenyl	EPA 1668	MLA-010							Y	Y		Y	Y	Y	Y				Y			Y							Y	Y		Y	Y	Y	Y	Y		
		EPA 8270	MLA-007													Y																							
		SGS AXYS MLA-010	MLA-010	Y				Y		Y									Y	Y					Y						Y									
		SGS AXYS MLA-007	MLA-007					Y											Y						Y														
		SGS AXYS MLA-210	MLA-210					Y		Y						Y				Y			Y								Y			Y	Y	Y	Y	Y		
		SGS AXYS MLA-908	MLA-908							Y					Y	Y				Y			Y								Y			Y	Y	Y	Y	Y		
	PCB 19 2,2',6-Trichlorobiphenyl	EPA 1668	MLA-010							Y	Y		Y	Y	Y	Y				Y			Y							Y	Y		Y	Y	Y	Y	Y		
		EPA 8270	MLA-007													Y																							
		SGS AXYS MLA-010	MLA-010	Y				Y		Y									Y	Y					Y						Y									
		SGS AXYS MLA-007	MLA-007					Y											Y						Y														
		SGS AXYS MLA-210	MLA-210					Y		Y						Y				Y			Y								Y			Y	Y	Y	Y	Y		
		SGS AXYS MLA-908	MLA-908							Y					Y	Y				Y			Y								Y			Y	Y	Y	Y	Y		
	PCB 190 2,3,3',4,4',5,6-Heptachlorobiphenyl	EPA 1668	MLA-010							Y	Y		Y	Y	Y	Y				Y			Y							Y	Y		Y	Y	Y	Y	Y		
		SGS AXYS MLA-010	MLA-010	Y				Y		Y									Y	Y					Y						Y									
		SGS AXYS MLA-210	MLA-210					Y		Y						Y				Y			Y								Y			Y	Y	Y	Y	Y		
		SGS AXYS MLA-908	MLA-908							Y					Y	Y				Y			Y								Y			Y	Y	Y	Y	Y		
	PCB 191 2,3,3',4,4',5',6-Heptachlorobiphenyl	EPA 1668	MLA-010							Y	Y		Y	Y	Y	Y				Y			Y							Y	Y		Y	Y	Y	Y	Y		

Accreditation Scope

SGS AXYS Analytical Services Ltd.
file ref.: ACC-103 Rev. 60

				Serum	Solids												Tissue and Tissue Flora							Urine	Water	Water, Non-Potable											AFFF	
Compound Class	Compound	Accredited Method ID	SGS AXYS Method ID	CALA	Alaska DEC	ANAB DoD **	ANAB ISO 17025	CALA	California WB	Florida DOH	Maine DOH	Minnesota DOH	New Jersey DEP	New York DOH	Virginia DGS	Washington DE	ANAB DoD **	ANAB ISO 17025	CALA	Florida DOH	Minnesota DOH	New Jersey DEP	Virginia DGS	CALA	CALA	Alaska DEC	ANAB DoD **	ANAB ISO 17025	California WB	Florida DOH	Maine DOH	Minnesota DOH	New Jersey DEP	New York DOH	Pennsylvania DEP	Virginia DGS	Washington DE *	ANAB DoD **	ANAB ISO 17025
		EPA 8270	MLA-007													Y																							
		SGS AXYS MLA-010	MLA-010	Y				Y		Y									Y	Y					Y						Y								
		SGS AXYS MLA-007	MLA-007					Y											Y						Y														
		SGS AXYS MLA-210	MLA-210					Y		Y						Y				Y			Y								Y			Y	Y	Y	Y	Y	
		SGS AXYS MLA-908	MLA-908							Y					Y	Y				Y			Y								Y			Y	Y	Y	Y	Y	
	PCB 192 2,3,3',4,5,5',6-Heptachlorobiphenyl	EPA 1668	MLA-010							Y	Y		Y	Y	Y	Y				Y			Y								Y	Y		Y	Y	Y	Y	Y	
		SGS AXYS MLA-010	MLA-010	Y				Y		Y									Y	Y					Y						Y								
		SGS AXYS MLA-210	MLA-210					Y		Y						Y				Y			Y								Y			Y	Y	Y	Y	Y	
		SGS AXYS MLA-908	MLA-908							Y					Y	Y				Y			Y								Y			Y	Y	Y	Y	Y	
	PCB 193 2,3,3',4',5,5',6-Heptachlorobiphenyl	EPA 1668	MLA-010							Y	Y		Y	Y	Y	Y				Y			Y								Y	Y		Y	Y	Y	Y	Y	
		EPA 8270	MLA-007													Y																							
		SGS AXYS MLA-010	MLA-010	Y				Y		Y									Y	Y					Y						Y								
		SGS AXYS MLA-007	MLA-007					Y											Y						Y														
		SGS AXYS MLA-210	MLA-210					Y		Y						Y				Y			Y								Y			Y	Y	Y	Y	Y	
		SGS AXYS MLA-908	MLA-908							Y					Y	Y				Y			Y								Y			Y	Y	Y	Y	Y	
	PCB 194 2,2',3,3',4,4',5,5'-Octachlorobiphenyl	EPA 1668	MLA-010							Y	Y		Y	Y	Y	Y				Y			Y								Y	Y		Y	Y	Y	Y	Y	
		EPA 8270	MLA-007													Y																							
		SGS AXYS MLA-010	MLA-010	Y				Y		Y									Y	Y					Y						Y								
		SGS AXYS MLA-007	MLA-007					Y											Y						Y														
		SGS AXYS MLA-901	MLA-901	Y																																			
		SGS AXYS MLA-210	MLA-210					Y		Y						Y				Y			Y								Y			Y	Y	Y	Y	Y	
		SGS AXYS MLA-908	MLA-908							Y					Y	Y				Y			Y								Y			Y	Y	Y	Y	Y	
	PCB 195 2,2',3,3',4,4',5,6-Octachlorobiphenyl	EPA 1668	MLA-010							Y	Y		Y	Y	Y	Y				Y			Y								Y	Y		Y	Y	Y	Y	Y	
		EPA 8270	MLA-007													Y																							
		SGS AXYS MLA-010	MLA-010	Y				Y		Y									Y	Y					Y						Y								
		SGS AXYS MLA-007	MLA-007					Y											Y						Y														
		SGS AXYS MLA-210	MLA-210					Y		Y						Y				Y			Y								Y			Y	Y	Y	Y	Y	
		SGS AXYS MLA-908	MLA-908							Y					Y	Y				Y			Y								Y			Y	Y	Y	Y	Y	
	PCB 196 2,2',3,3',4,4',5,6'-Octachlorobiphenyl	EPA 1668	MLA-010							Y	Y		Y	Y	Y	Y				Y			Y								Y	Y		Y	Y	Y	Y	Y	
		SGS AXYS MLA-010	MLA-010	Y				Y		Y									Y	Y					Y						Y								
		SGS AXYS MLA-210	MLA-210					Y		Y						Y				Y			Y								Y			Y	Y	Y	Y	Y	
		SGS AXYS MLA-908	MLA-908							Y					Y	Y				Y			Y								Y			Y	Y	Y	Y	Y	
	PCB 196/203	EPA 8270	MLA-007													Y																							
		SGS AXYS MLA-007	MLA-007					Y											Y						Y														
	PCB 197 2,2',3,3',4,4',6,6'-Octachlorobiphenyl	EPA 1668	MLA-010							Y			Y	Y	Y	Y				Y			Y								Y			Y	Y	Y	Y	Y	
		EPA 8270	MLA-007													Y																							
		SGS AXYS MLA-010	MLA-010	Y				Y		Y									Y	Y					Y						Y								
		SGS AXYS MLA-007	MLA-007					Y											Y						Y														
		SGS AXYS MLA-210	MLA-210					Y		Y						Y				Y			Y								Y			Y	Y	Y	Y	Y	
		SGS AXYS MLA-908	MLA-908							Y					Y	Y				Y			Y								Y			Y	Y	Y	Y	Y	
	PCB 198 2,2',3,3',4,5,5',6-Octachlorobiphenyl	EPA 1668	MLA-010							Y	Y		Y	Y	Y	Y				Y			Y								Y	Y		Y	Y	Y	Y	Y	
		EPA 8270	MLA-007													Y																							
		SGS AXYS MLA-010	MLA-010	Y				Y		Y									Y	Y					Y						Y								
		SGS AXYS MLA-007	MLA-007					Y											Y						Y														
		SGS AXYS MLA-210	MLA-210					Y		Y						Y				Y			Y								Y			Y	Y	Y	Y	Y	
		SGS AXYS MLA-908	MLA-908							Y					Y	Y				Y			Y								Y			Y	Y	Y	Y	Y	
	PCB 199 2,2',3,3',4,5,5',6'-Octachlorobiphenyl	EPA 1668	MLA-010							Y			Y	Y	Y	Y				Y			Y								Y			Y	Y	Y	Y	Y	
		EPA 8270	MLA-007													Y																							
		SGS AXYS MLA-010	MLA-010	Y				Y		Y									Y	Y					Y						Y								
		SGS AXYS MLA-007	MLA-007					Y											Y						Y														
		SGS AXYS MLA-210	MLA-210					Y		Y						Y				Y			Y								Y			Y	Y	Y	Y	Y	
		SGS AXYS MLA-908	MLA-908							Y					Y	Y				Y			Y								Y			Y	Y	Y	Y	Y	
	PCB 2 3-Chlorobiphenyl	EPA 1668	MLA-010							Y	Y		Y	Y	Y	Y				Y			Y								Y	Y		Y	Y	Y	Y	Y	
		EPA 8270	MLA-007																																				
		SGS AXYS MLA-010	MLA-010	Y				Y		Y									Y	Y					Y						Y								
		SGS AXYS MLA-210	MLA-210					Y		Y						Y				Y			Y								Y			Y	Y	Y	Y	Y	
		SGS AXYS MLA-908	MLA-908							Y					Y	Y				Y			Y								Y			Y	Y	Y	Y	Y	
	PCB 20 2,3,3'-Trichlorobiphenyl	EPA 1668	MLA-010							Y	Y		Y	Y	Y	Y				Y			Y								Y	Y		Y	Y	Y	Y	Y	
		SGS AXYS MLA-010	MLA-010	Y				Y		Y									Y	Y					Y						Y								
		SGS AXYS MLA-210	MLA-210					Y		Y						Y				Y			Y								Y			Y	Y	Y	Y	Y	
		SGS AXYS MLA-908	MLA-908							Y					Y	Y				Y			Y								Y			Y	Y	Y	Y	Y	
	PCB 200 2,2',3,3',4,5,6,6'-Octachlorobiphenyl	EPA 1668	MLA-010							Y	Y		Y	Y	Y	Y				Y			Y								Y	Y		Y	Y	Y	Y	Y	
		EPA 8270	MLA-007																																				
		SGS AXYS MLA-010	MLA-010	Y				Y		Y									Y	Y					Y						Y								

Accreditation Scope

SGS AXYS Analytical Services Ltd.
file ref.: ACC-103 Rev. 60

				Serum	Solids												Tissue and Tissue Flora							Urine	Water	Water, Non-Potable										AFFF	
Compound Class	Compound	Accredited Method ID	SGS AXYS Method ID	CALA	Alaska DEC	ANAB DoD **	ANAB ISO 17025	CALA	California WB	Florida DOH	Maine DOH	Minnesota DOH	New Jersey DEP	New York DOH	Virginia DGS	Washington DE	ANAB DoD **	ANAB ISO 17025	CALA	Florida DOH	Minnesota DOH	New Jersey DEP	Virginia DGS	CALA	CALA	Alaska DEC	ANAB DoD **	ANAB ISO 17025	California WB	Florida DOH	Maine DOH	Minnesota DOH	New Jersey DEP	New York DOH	Pennsylvania DEP	Virginia DGS	Washington DE *	ANAB DoD **	ANAB ISO 17025
		SGS AXYS MLA-210	MLA-210					Y		Y						Y				Y			Y							Y			Y	Y	Y	Y	Y		
		SGS AXYS MLA-908	MLA-908							Y					Y	Y				Y			Y							Y			Y	Y	Y	Y	Y		
	PCB 201 2,2',3,3',4,5',6,6'-Octachlorobiphenyl	EPA 1668	MLA-010							Y			Y	Y	Y	Y				Y			Y							Y			Y	Y	Y	Y	Y		
		EPA 8270	MLA-007													Y																							
		SGS AXYS MLA-010	MLA-010	Y				Y		Y									Y	Y					Y					Y									
		SGS AXYS MLA-007	MLA-007					Y											Y						Y														
		SGS AXYS MLA-210	MLA-210					Y		Y						Y				Y			Y							Y			Y	Y	Y	Y	Y		
		SGS AXYS MLA-908	MLA-908							Y					Y	Y				Y			Y							Y			Y	Y	Y	Y	Y		
	PCB 202 2,2',3,3',5,5',6,6'-Octachlorobiphenyl	EPA 1668	MLA-010							Y	Y		Y	Y	Y	Y				Y			Y							Y	Y		Y	Y	Y	Y	Y		
		EPA 8270	MLA-007																																				
		SGS AXYS MLA-010	MLA-010	Y				Y		Y									Y	Y					Y					Y									
		SGS AXYS MLA-210	MLA-210					Y		Y						Y				Y			Y							Y			Y	Y	Y	Y	Y		
		SGS AXYS MLA-908	MLA-908							Y					Y	Y				Y			Y							Y			Y	Y	Y	Y	Y		
	PCB 203 2,2',3,4,4',5,5',6-Octachlorobiphenyl	EPA 1668	MLA-010							Y	Y		Y	Y	Y	Y				Y			Y							Y	Y		Y	Y	Y	Y	Y		
		SGS AXYS MLA-010	MLA-010	Y				Y		Y									Y	Y					Y					Y									
		SGS AXYS MLA-210	MLA-210					Y		Y						Y				Y			Y							Y			Y	Y	Y	Y	Y		
		SGS AXYS MLA-908	MLA-908							Y					Y	Y				Y			Y							Y			Y	Y	Y	Y	Y		
	PCB 204 2,2',3,4,4',5,6,6'-Octachlorobiphenyl	EPA 1668	MLA-010							Y	Y		Y	Y	Y	Y				Y			Y							Y	Y		Y	Y	Y	Y	Y		
		EPA 8270	MLA-007																																				
		SGS AXYS MLA-010	MLA-010	Y				Y		Y									Y	Y					Y					Y									
		SGS AXYS MLA-210	MLA-210					Y		Y						Y				Y			Y							Y			Y	Y	Y	Y	Y		
		SGS AXYS MLA-908	MLA-908							Y					Y	Y				Y			Y							Y			Y	Y	Y	Y	Y		
	PCB 205 2,3,3',4,4',5,5',6-Octachlorobiphenyl	EPA 1668	MLA-010							Y	Y		Y	Y	Y	Y				Y			Y							Y	Y		Y	Y	Y	Y	Y		
		EPA 8270	MLA-007													Y																							
		SGS AXYS MLA-010	MLA-010	Y				Y		Y									Y	Y					Y					Y									
		SGS AXYS MLA-007	MLA-007					Y											Y						Y														
		SGS AXYS MLA-210	MLA-210					Y		Y						Y				Y			Y							Y			Y	Y	Y	Y	Y		
		SGS AXYS MLA-908	MLA-908							Y					Y	Y				Y			Y							Y			Y	Y	Y	Y	Y		
	PCB 206 2,2',3,3',4,4',5,5',6-Nonachlorobiphenyl	EPA 1668	MLA-010							Y	Y		Y	Y	Y	Y				Y			Y							Y	Y		Y	Y	Y	Y	Y		
		EPA 8270	MLA-007													Y																							
		SGS AXYS MLA-010	MLA-010	Y				Y		Y									Y	Y					Y					Y									
		SGS AXYS MLA-007	MLA-007					Y											Y						Y														
		SGS AXYS MLA-210	MLA-210					Y		Y						Y				Y			Y							Y			Y	Y	Y	Y	Y		
		SGS AXYS MLA-908	MLA-908							Y					Y	Y				Y			Y							Y			Y	Y	Y	Y	Y		
	PCB 207 2,2',3,3',4,4',5,6,6'-Nonachlorobiphenyl	EPA 1668	MLA-010							Y			Y	Y	Y	Y				Y			Y							Y			Y	Y	Y	Y	Y		
		EPA 8270	MLA-007													Y																							
		SGS AXYS MLA-010	MLA-010	Y				Y		Y									Y	Y					Y					Y									
		SGS AXYS MLA-007	MLA-007					Y											Y						Y														
		SGS AXYS MLA-210	MLA-210					Y		Y						Y				Y			Y							Y			Y	Y	Y	Y	Y		
		SGS AXYS MLA-908	MLA-908							Y					Y	Y				Y			Y							Y			Y	Y	Y	Y	Y		
	PCB 208 2,2',3,3',4,5,5',6,6'-Nonachlorobiphenyl	EPA 1668	MLA-010							Y			Y	Y	Y	Y				Y			Y							Y			Y	Y	Y	Y	Y		
		EPA 8270	MLA-007													Y																							
		SGS AXYS MLA-010	MLA-010	Y				Y		Y									Y	Y					Y					Y									
		SGS AXYS MLA-007	MLA-007					Y											Y						Y														
		SGS AXYS MLA-210	MLA-210					Y		Y						Y				Y			Y							Y			Y	Y	Y	Y	Y		
		SGS AXYS MLA-908	MLA-908							Y					Y	Y				Y			Y							Y			Y	Y	Y	Y	Y		
	PCB 209 Decachlorobiphenyl	EPA 1668	MLA-010							Y	Y		Y	Y	Y	Y				Y			Y							Y	Y		Y	Y	Y	Y	Y		
		EPA 8270	MLA-007													Y																							
		SGS AXYS MLA-010	MLA-010	Y				Y		Y									Y	Y					Y					Y									
		SGS AXYS MLA-007	MLA-007					Y											Y						Y														
		SGS AXYS MLA-210	MLA-210					Y		Y						Y				Y			Y							Y			Y	Y	Y	Y	Y		
		SGS AXYS MLA-908	MLA-908							Y					Y	Y				Y			Y							Y			Y	Y	Y	Y	Y		
	PCB 21 2,3,4-Trichlorobiphenyl	EPA 1668	MLA-010							Y	Y		Y	Y	Y	Y				Y			Y							Y	Y		Y	Y	Y	Y	Y		
		SGS AXYS MLA-010	MLA-010	Y				Y		Y									Y	Y					Y					Y									
		SGS AXYS MLA-210	MLA-210					Y		Y						Y				Y			Y							Y			Y	Y	Y	Y	Y		
		SGS AXYS MLA-908	MLA-908							Y					Y	Y				Y			Y							Y			Y	Y	Y	Y	Y		
	PCB 22 2,3,4'-Trichlorobiphenyl	EPA 1668	MLA-010							Y	Y		Y	Y	Y	Y				Y			Y							Y	Y		Y	Y	Y	Y	Y		
		EPA 8270	MLA-007													Y																							
		SGS AXYS MLA-010	MLA-010	Y				Y		Y									Y	Y					Y					Y									
		SGS AXYS MLA-007	MLA-007					Y											Y						Y														
		SGS AXYS MLA-210	MLA-210					Y		Y						Y				Y			Y							Y			Y	Y	Y	Y	Y		
		SGS AXYS MLA-908	MLA-908							Y					Y	Y				Y			Y							Y			Y	Y	Y	Y	Y		
	PCB 23 2,3,5-Trichlorobiphenyl	EPA 1668	MLA-010							Y			Y	Y	Y	Y				Y			Y							Y	Y		Y	Y	Y	Y	Y		
		SGS AXYS MLA-010	MLA-010	Y				Y		Y									Y	Y					Y					Y									

Accreditation Scope

SGS AXYS Analytical Services Ltd.
file ref.: ACC-103 Rev. 60

				Serum	Solids												Tissue and Tissue Flora							Urine	Water	Water, Non-Potable										AFFF	
Compound Class	Compound	Accredited Method ID	SGS AXYS Method ID	CALA	Alaska DEC	ANAB DoD **	ANAB ISO 17025	CALA	California WB	Florida DOH	Maine DOH	Minnesota DOH	New Jersey DEP	New York DOH	Virginia DGS	Washington DE	ANAB DoD **	ANAB ISO 17025	CALA	Florida DOH	Minnesota DOH	New Jersey DEP	Virginia DGS	CALA	CALA	Alaska DEC	ANAB DoD **	ANAB ISO 17025	California WB	Florida DOH	Maine DOH	Minnesota DOH	New Jersey DEP	New York DOH	Pennsylvania DEP	Virginia DGS	Washington DE *	ANAB DoD **	ANAB ISO 17025
		SGS AXYS MLA-210	MLA-210					Y		Y						Y				Y			Y							Y			Y	Y	Y	Y	Y		
		SGS AXYS MLA-908	MLA-908							Y					Y	Y				Y			Y							Y			Y	Y	Y	Y	Y		
	PCB 23/34	EPA 8270	MLA-007													Y																							
	PCB 24 2,3,6-Trichlorobiphenyl	EPA 1668	MLA-010							Y	Y		Y	Y	Y	Y				Y			Y							Y	Y		Y	Y	Y	Y	Y		
		SGS AXYS MLA-010	MLA-010	Y				Y		Y									Y	Y				Y						Y									
		SGS AXYS MLA-210	MLA-210					Y		Y						Y				Y			Y							Y			Y	Y	Y	Y	Y		
		SGS AXYS MLA-908	MLA-908							Y					Y	Y				Y			Y							Y			Y	Y	Y	Y	Y		
	PCB 24/27	EPA 8270	MLA-007													Y																							
		SGS AXYS MLA-007	MLA-007					Y											Y						Y														
	PCB 25 2,3',4-Trichlorobiphenyl	EPA 1668	MLA-010							Y	Y		Y	Y	Y	Y				Y			Y							Y	Y		Y	Y	Y	Y	Y		
		EPA 8270	MLA-007													Y																							
		SGS AXYS MLA-010	MLA-010	Y				Y		Y									Y	Y					Y					Y									
		SGS AXYS MLA-007	MLA-007					Y											Y						Y														
		SGS AXYS MLA-210	MLA-210					Y		Y						Y				Y			Y							Y			Y	Y	Y	Y	Y		
		SGS AXYS MLA-908	MLA-908							Y					Y	Y				Y			Y							Y			Y	Y	Y	Y	Y		
	PCB 26 2,3',5-Trichlorobiphenyl	EPA 1668	MLA-010							Y	Y		Y	Y	Y	Y				Y			Y							Y	Y		Y	Y	Y	Y	Y		
		EPA 8270	MLA-007													Y																							
		SGS AXYS MLA-010	MLA-010	Y				Y		Y									Y	Y					Y					Y									
		SGS AXYS MLA-007	MLA-007					Y											Y						Y														
		SGS AXYS MLA-210	MLA-210					Y		Y						Y				Y			Y							Y			Y	Y	Y	Y	Y		
		SGS AXYS MLA-908	MLA-908							Y					Y	Y				Y			Y							Y			Y	Y	Y	Y	Y		
	PCB 27 2,3',6-Trichlorobiphenyl	EPA 1668	MLA-010							Y	Y		Y	Y	Y	Y				Y			Y							Y	Y		Y	Y	Y	Y	Y		
		SGS AXYS MLA-010	MLA-010	Y				Y		Y									Y	Y					Y					Y									
		SGS AXYS MLA-210	MLA-210					Y		Y						Y				Y			Y							Y			Y	Y	Y	Y	Y		
		SGS AXYS MLA-908	MLA-908							Y					Y	Y				Y			Y							Y			Y	Y	Y	Y	Y		
	PCB 28 2,4,4'-Trichlorobiphenyl	EPA 1668	MLA-010							Y	Y		Y	Y	Y	Y				Y			Y							Y	Y		Y	Y	Y	Y	Y		
		EPA 8270	MLA-007													Y																							
		SGS AXYS MLA-010	MLA-010	Y				Y		Y									Y	Y					Y					Y									
		SGS AXYS MLA-007	MLA-007					Y											Y						Y														
		SGS AXYS MLA-210	MLA-210					Y		Y						Y				Y			Y							Y			Y	Y	Y	Y	Y		
		SGS AXYS MLA-908	MLA-908							Y					Y	Y				Y			Y							Y			Y	Y	Y	Y	Y		
	PCB 29 2,4,5-Trichlorobiphenyl	EPA 1668	MLA-010							Y			Y	Y	Y	Y				Y			Y							Y			Y	Y	Y	Y	Y		
		SGS AXYS MLA-010	MLA-010	Y				Y		Y									Y	Y					Y					Y									
		SGS AXYS MLA-210	MLA-210					Y		Y						Y				Y			Y							Y			Y	Y	Y	Y	Y		
		SGS AXYS MLA-908	MLA-908							Y					Y	Y				Y			Y							Y			Y	Y	Y	Y	Y		
	PCB 3 4-Chlorobiphenyl	EPA 1668	MLA-010							Y	Y		Y	Y	Y	Y				Y			Y							Y	Y		Y	Y	Y	Y	Y		
		EPA 8270	MLA-007																																				
		SGS AXYS MLA-010	MLA-010	Y				Y		Y									Y	Y					Y					Y									
		SGS AXYS MLA-210	MLA-210					Y		Y						Y				Y			Y							Y			Y	Y	Y	Y	Y		
		SGS AXYS MLA-908	MLA-908							Y					Y	Y				Y			Y							Y			Y	Y	Y	Y	Y		
	PCB 30 2,4,6-Trichlorobiphenyl	EPA 1668	MLA-010							Y	Y		Y	Y	Y	Y				Y			Y							Y	Y		Y	Y	Y	Y	Y		
		SGS AXYS MLA-010	MLA-010	Y				Y		Y									Y	Y					Y					Y									
		SGS AXYS MLA-210	MLA-210					Y		Y						Y				Y			Y							Y			Y	Y	Y	Y	Y		
		SGS AXYS MLA-908	MLA-908							Y					Y	Y				Y			Y							Y			Y	Y	Y	Y	Y		
	PCB 31 2,4',5-Trichlorobiphenyl	EPA 1668	MLA-010							Y	Y		Y	Y	Y	Y				Y			Y							Y	Y		Y	Y	Y	Y	Y		
		EPA 8270	MLA-007													Y																							
		SGS AXYS MLA-010	MLA-010	Y				Y		Y									Y	Y					Y					Y									
		SGS AXYS MLA-007	MLA-007					Y											Y						Y														
		SGS AXYS MLA-210	MLA-210					Y		Y						Y				Y			Y							Y			Y	Y	Y	Y	Y		
		SGS AXYS MLA-908	MLA-908							Y					Y	Y				Y			Y							Y			Y	Y	Y	Y	Y		
	PCB 32 2,4',6-Trichlorobiphenyl	EPA 1668	MLA-010							Y	Y		Y	Y	Y	Y				Y			Y							Y	Y		Y	Y	Y	Y	Y		
		SGS AXYS MLA-010	MLA-010	Y				Y		Y									Y	Y					Y					Y									
		SGS AXYS MLA-210	MLA-210					Y		Y						Y				Y			Y							Y			Y	Y	Y	Y	Y		
		SGS AXYS MLA-908	MLA-908							Y					Y	Y				Y			Y							Y			Y	Y	Y	Y	Y		
	PCB 33 2,3',4'-Trichlorobiphenyl	EPA 1668	MLA-010							Y	Y		Y	Y	Y	Y				Y			Y							Y	Y		Y	Y	Y	Y	Y		
		SGS AXYS MLA-010	MLA-010	Y				Y		Y									Y	Y					Y					Y									
		SGS AXYS MLA-210	MLA-210					Y		Y						Y				Y			Y							Y			Y	Y	Y	Y	Y		
		SGS AXYS MLA-908	MLA-908							Y					Y	Y				Y			Y							Y			Y	Y	Y	Y	Y		
	PCB 33/20/21	EPA 8270	MLA-007													Y																							
		SGS AXYS MLA-007	MLA-007					Y											Y						Y														
	PCB 34 2,3',5'-Trichlorobiphenyl	EPA 1668	MLA-010							Y	Y		Y	Y	Y	Y				Y			Y							Y	Y		Y	Y	Y	Y	Y		
		SGS AXYS MLA-010	MLA-010	Y				Y		Y									Y	Y					Y					Y									
		SGS AXYS MLA-210	MLA-210					Y		Y						Y				Y			Y							Y			Y	Y	Y	Y	Y		
		SGS AXYS MLA-908	MLA-908							Y					Y	Y				Y			Y							Y			Y	Y	Y	Y	Y		

Accreditation Scope

SGS AXYS Analytical Services Ltd.
file ref.: ACC-103 Rev. 60

				Serum	Solids												Tissue and Tissue Flora							Urine	Water	Water, Non-Potable										AFFF	
Compound Class	Compound	Accredited Method ID	SGS AXYS Method ID	CALA	Alaska DEC	ANAB DoD **	ANAB ISO 17025	CALA	California WB	Florida DOH	Maine DOH	Minnesota DOH	New Jersey DEP	New York DOH	Virginia DGS	Washington DE	ANAB DoD **	ANAB ISO 17025	CALA	Florida DOH	Minnesota DOH	New Jersey DEP	Virginia DGS	CALA	CALA	Alaska DEC	ANAB DoD **	ANAB ISO 17025	California WB	Florida DOH	Maine DOH	Minnesota DOH	New Jersey DEP	New York DOH	Pennsylvania DEP	Virginia DGS	Washington DE *	ANAB DoD **	ANAB ISO 17025
	PCB 35 3,3',4-Trichlorobiphenyl	EPA 1668	MLA-010							Y	Y		Y	Y	Y	Y				Y			Y							Y	Y		Y	Y	Y	Y	Y		
		EPA 8270	MLA-007																																				
		SGS AXYS MLA-010	MLA-010	Y				Y		Y									Y	Y					Y					Y									
		SGS AXYS MLA-210	MLA-210					Y		Y						Y				Y			Y							Y			Y	Y	Y	Y	Y		
		SGS AXYS MLA-908	MLA-908							Y					Y	Y				Y			Y							Y			Y	Y	Y	Y	Y		
	PCB 36 3,3',5-Trichlorobiphenyl	EPA 1668	MLA-010							Y	Y		Y	Y	Y	Y				Y			Y							Y	Y		Y	Y	Y	Y	Y		
		EPA 8270	MLA-007																																				
		SGS AXYS MLA-010	MLA-010	Y				Y		Y									Y	Y					Y					Y									
		SGS AXYS MLA-210	MLA-210					Y		Y						Y				Y			Y							Y			Y	Y	Y	Y	Y		
		SGS AXYS MLA-908	MLA-908							Y					Y	Y				Y			Y							Y			Y	Y	Y	Y	Y		
	PCB 37 3,4,4'-Trichlorobiphenyl	EPA 1668	MLA-010							Y	Y		Y	Y	Y	Y				Y			Y							Y	Y		Y	Y	Y	Y	Y		
		EPA 8270	MLA-007																																				
		SGS AXYS MLA-010	MLA-010	Y				Y		Y									Y	Y					Y					Y									
		SGS AXYS MLA-210	MLA-210					Y		Y						Y				Y			Y							Y			Y	Y	Y	Y	Y		
		SGS AXYS MLA-908	MLA-908							Y					Y	Y				Y			Y							Y			Y	Y	Y	Y	Y		
	PCB 38 3,4,5-Trichlorobiphenyl	EPA 1668	MLA-010							Y	Y		Y	Y	Y	Y				Y			Y							Y	Y		Y	Y	Y	Y	Y		
		EPA 8270	MLA-007																																				
		SGS AXYS MLA-010	MLA-010	Y				Y		Y									Y	Y					Y					Y									
		SGS AXYS MLA-210	MLA-210					Y		Y						Y				Y			Y							Y			Y	Y	Y	Y	Y		
		SGS AXYS MLA-908	MLA-908							Y					Y	Y				Y			Y							Y			Y	Y	Y	Y	Y		
	PCB 39 3,4',5-Trichlorobiphenyl	EPA 1668	MLA-010							Y	Y		Y	Y	Y	Y				Y			Y							Y	Y		Y	Y	Y	Y	Y		
		EPA 8270	MLA-007																																				
		SGS AXYS MLA-010	MLA-010	Y				Y		Y									Y	Y					Y					Y									
		SGS AXYS MLA-210	MLA-210					Y		Y						Y				Y			Y							Y			Y	Y	Y	Y	Y		
		SGS AXYS MLA-908	MLA-908							Y					Y	Y				Y			Y							Y			Y	Y	Y	Y	Y		
	PCB 4 2,2'-Dichlorobiphenyl	EPA 1668	MLA-010							Y	Y		Y	Y	Y	Y				Y			Y							Y	Y		Y	Y	Y	Y	Y		
		SGS AXYS MLA-010	MLA-010	Y				Y		Y									Y	Y					Y					Y									
		SGS AXYS MLA-210	MLA-210					Y		Y						Y				Y			Y							Y			Y	Y	Y	Y	Y		
		SGS AXYS MLA-908	MLA-908							Y					Y	Y				Y			Y							Y			Y	Y	Y	Y	Y		
	PCB 4/10	EPA 8270	MLA-007																																				
	PCB 40 2,2',3,3'-Tetrachlorobiphenyl	EPA 1668	MLA-010							Y	Y		Y	Y	Y	Y				Y			Y							Y	Y		Y	Y	Y	Y	Y		
		EPA 8270	MLA-007													Y																							
		SGS AXYS MLA-010	MLA-010	Y				Y		Y									Y	Y					Y					Y									
		SGS AXYS MLA-007	MLA-007					Y											Y						Y														
		SGS AXYS MLA-210	MLA-210					Y		Y						Y				Y			Y							Y			Y	Y	Y	Y	Y		
		SGS AXYS MLA-908	MLA-908							Y					Y	Y				Y			Y							Y			Y	Y	Y	Y	Y		
	PCB 41 2,2',3,4-Tetrachlorobiphenyl	EPA 1668	MLA-010							Y	Y		Y	Y	Y	Y				Y			Y							Y	Y		Y	Y	Y	Y	Y		
		SGS AXYS MLA-010	MLA-010	Y				Y		Y									Y	Y					Y					Y									
		SGS AXYS MLA-210	MLA-210					Y		Y						Y				Y			Y							Y			Y	Y	Y	Y	Y		
		SGS AXYS MLA-908	MLA-908							Y					Y	Y				Y			Y							Y			Y	Y	Y	Y	Y		
	PCB 41/71/64/68	EPA 8270	MLA-007													Y																							
		SGS AXYS MLA-007	MLA-007					Y											Y						Y														
	PCB 42 2,2',3,4'-Tetrachlorobiphenyl	EPA 1668	MLA-010							Y	Y		Y	Y	Y	Y				Y			Y							Y	Y		Y	Y	Y	Y	Y		
		SGS AXYS MLA-010	MLA-010	Y				Y		Y									Y	Y					Y					Y									
		SGS AXYS MLA-210	MLA-210					Y		Y						Y				Y			Y							Y			Y	Y	Y	Y	Y		
		SGS AXYS MLA-908	MLA-908							Y					Y	Y				Y			Y							Y			Y	Y	Y	Y	Y		
	PCB 42/59	EPA 8270	MLA-007													Y																							
		SGS AXYS MLA-007	MLA-007					Y											Y						Y														
	PCB 43 2,2',3,5-Tetrachlorobiphenyl	EPA 1668	MLA-010							Y	Y		Y	Y	Y	Y				Y			Y							Y	Y		Y	Y	Y	Y	Y		
		SGS AXYS MLA-010	MLA-010	Y				Y		Y									Y	Y					Y					Y									
		SGS AXYS MLA-210	MLA-210					Y		Y						Y				Y			Y							Y			Y	Y	Y	Y	Y		
		SGS AXYS MLA-908	MLA-908							Y					Y	Y				Y			Y							Y			Y	Y	Y	Y	Y		
	PCB 44 2,2',3,5'-Tetrachlorobiphenyl	EPA 1668	MLA-010							Y	Y		Y	Y	Y	Y				Y			Y							Y	Y		Y	Y	Y	Y	Y		
		EPA 8270	MLA-007													Y																							
		SGS AXYS MLA-010	MLA-010	Y				Y		Y									Y	Y					Y					Y									
		SGS AXYS MLA-007	MLA-007					Y											Y						Y														
		SGS AXYS MLA-210	MLA-210					Y		Y						Y				Y			Y							Y			Y	Y	Y	Y	Y		
		SGS AXYS MLA-908	MLA-908							Y					Y	Y				Y			Y							Y			Y	Y	Y	Y	Y		
	PCB 45 2,2',3,6-Tetrachlorobiphenyl	EPA 1668	MLA-010							Y	Y		Y	Y	Y	Y				Y			Y							Y	Y		Y	Y	Y	Y	Y		
		EPA 8270	MLA-007													Y																							
		SGS AXYS MLA-010	MLA-010	Y				Y		Y									Y	Y					Y					Y									
		SGS AXYS MLA-007	MLA-007					Y											Y						Y														
		SGS AXYS MLA-210	MLA-210					Y		Y						Y				Y			Y							Y			Y	Y	Y	Y	Y		
		SGS AXYS MLA-908	MLA-908							Y					Y	Y				Y			Y							Y			Y	Y	Y	Y	Y		

Accreditation Scope

SGS AXYS Analytical Services Ltd.
file ref.: ACC-103 Rev. 60

				Serum	Solids												Tissue and Tissue Flora							Urine	Water	Water, Non-Potable										AFFF	
Compound Class	Compound	Accredited Method ID	SGS AXYS Method ID	CALA	Alaska DEC	ANAB DoD **	ANAB ISO 17025	CALA	California WB	Florida DOH	Maine DOH	Minnesota DOH	New Jersey DEP	New York DOH	Virginia DGS	Washington DE	ANAB DoD **	ANAB ISO 17025	CALA	Florida DOH	Minnesota DOH	New Jersey DEP	Virginia DGS	CALA	CALA	Alaska DEC	ANAB DoD **	ANAB ISO 17025	California WB	Florida DOH	Maine DOH	Minnesota DOH	New Jersey DEP	New York DOH	Pennsylvania DEP	Virginia DGS	Washington DE *	ANAB DoD **	ANAB ISO 17025
	PCB 46 2,2',3,6'-Tetrachlorobiphenyl	EPA 1668	MLA-010							Y	Y		Y	Y	Y	Y				Y			Y							Y	Y		Y	Y	Y	Y	Y		
		EPA 8270	MLA-007													Y																							
		SGS AXYS MLA-010	MLA-010	Y				Y		Y									Y	Y					Y					Y									
		SGS AXYS MLA-007	MLA-007					Y											Y						Y														
		SGS AXYS MLA-210	MLA-210					Y		Y						Y				Y			Y							Y			Y	Y	Y	Y	Y		
		SGS AXYS MLA-908	MLA-908							Y					Y	Y				Y			Y							Y			Y	Y	Y	Y	Y		
	PCB 47 2,2',4,4'-Tetrachlorobiphenyl	EPA 1668	MLA-010							Y	Y		Y	Y	Y	Y				Y			Y							Y	Y		Y	Y	Y	Y	Y		
		SGS AXYS MLA-010	MLA-010	Y				Y		Y									Y	Y					Y					Y									
		SGS AXYS MLA-210	MLA-210					Y		Y						Y				Y			Y							Y			Y	Y	Y	Y	Y		
		SGS AXYS MLA-908	MLA-908							Y					Y	Y				Y			Y							Y			Y	Y	Y	Y	Y		
	PCB 47/48/75	EPA 8270	MLA-007													Y																							
		SGS AXYS MLA-007	MLA-007					Y											Y						Y														
	PCB 48 2,2',4,5-Tetrachlorobiphenyl	EPA 1668	MLA-010							Y	Y		Y	Y	Y	Y				Y			Y							Y	Y		Y	Y	Y	Y	Y		
		SGS AXYS MLA-010	MLA-010	Y				Y		Y									Y	Y					Y					Y									
		SGS AXYS MLA-210	MLA-210					Y		Y						Y				Y			Y							Y			Y	Y	Y	Y	Y		
		SGS AXYS MLA-908	MLA-908							Y					Y	Y				Y			Y							Y			Y	Y	Y	Y	Y		
	PCB 49 2,2',4,5'-Tetrachlorobiphenyl	EPA 1668	MLA-010							Y	Y		Y	Y	Y	Y				Y			Y							Y	Y		Y	Y	Y	Y	Y		
		SGS AXYS MLA-010	MLA-010	Y				Y		Y									Y	Y					Y					Y									
		SGS AXYS MLA-210	MLA-210					Y		Y						Y				Y			Y							Y			Y	Y	Y	Y	Y		
		SGS AXYS MLA-908	MLA-908							Y					Y	Y				Y			Y							Y			Y	Y	Y	Y	Y		
	PCB 49/43	EPA 8270	MLA-007													Y																							
		SGS AXYS MLA-007	MLA-007																Y						Y														
	PCB 5 2,3-Dichlorobiphenyl	EPA 1668	MLA-010							Y	Y		Y	Y	Y	Y				Y			Y							Y	Y		Y	Y	Y	Y	Y		
		SGS AXYS MLA-010	MLA-010	Y				Y		Y									Y	Y					Y					Y									
		SGS AXYS MLA-210	MLA-210					Y		Y						Y				Y			Y							Y			Y	Y	Y	Y	Y		
		SGS AXYS MLA-908	MLA-908							Y					Y	Y				Y			Y							Y			Y	Y	Y	Y	Y		
	PCB 50 2,2',4,6-Tetrachlorobiphenyl	EPA 1668	MLA-010							Y	Y		Y	Y	Y	Y				Y			Y							Y	Y		Y	Y	Y	Y	Y		
		EPA 8270	MLA-007													Y																							
		SGS AXYS MLA-010	MLA-010	Y				Y		Y									Y	Y					Y					Y									
		SGS AXYS MLA-210	MLA-210					Y		Y						Y				Y			Y							Y			Y	Y	Y	Y	Y		
		SGS AXYS MLA-908	MLA-908							Y					Y	Y				Y			Y							Y			Y	Y	Y	Y	Y		
	PCB 51 2,2',4,6'-Tetrachlorobiphenyl	EPA 1668	MLA-010							Y	Y		Y	Y	Y	Y				Y			Y							Y	Y		Y	Y	Y	Y	Y		
		EPA 8270	MLA-007																																				
		SGS AXYS MLA-010	MLA-010	Y				Y		Y									Y	Y					Y					Y									
		SGS AXYS MLA-210	MLA-210					Y		Y						Y				Y			Y							Y			Y	Y	Y	Y	Y		
		SGS AXYS MLA-908	MLA-908							Y					Y	Y				Y			Y							Y			Y	Y	Y	Y	Y		
	PCB 52 2,2',5,5'-Tetrachlorobiphenyl	EPA 1668	MLA-010							Y	Y		Y	Y	Y	Y				Y			Y							Y	Y		Y	Y	Y	Y	Y		
		SGS AXYS MLA-010	MLA-010	Y				Y		Y									Y	Y					Y					Y									
		SGS AXYS MLA-210	MLA-210					Y		Y						Y				Y			Y							Y			Y	Y	Y	Y	Y		
		SGS AXYS MLA-908	MLA-908							Y					Y	Y				Y			Y							Y			Y	Y	Y	Y	Y		
	PCB 52/73	EPA 8270	MLA-007													Y																							
		SGS AXYS MLA-007	MLA-007					Y											Y						Y														
	PCB 53 2,2',5,6'-Tetrachlorobiphenyl	EPA 1668	MLA-010							Y	Y		Y	Y	Y	Y				Y			Y							Y	Y		Y	Y	Y	Y	Y		
		EPA 8270	MLA-007																																				
		SGS AXYS MLA-010	MLA-010	Y				Y		Y									Y	Y					Y					Y									
		SGS AXYS MLA-210	MLA-210					Y		Y						Y				Y			Y							Y			Y	Y	Y	Y	Y		
		SGS AXYS MLA-908	MLA-908							Y					Y	Y				Y			Y							Y			Y	Y	Y	Y	Y		
	PCB 54 2,2',6,6'-Tetrachlorobiphenyl	EPA 1668	MLA-010							Y	Y		Y	Y	Y	Y				Y			Y							Y	Y		Y	Y	Y	Y	Y		
		EPA 8270	MLA-007																																				
		SGS AXYS MLA-010	MLA-010	Y				Y		Y									Y	Y					Y					Y									
		SGS AXYS MLA-210	MLA-210					Y		Y						Y				Y			Y							Y			Y	Y	Y	Y	Y		
		SGS AXYS MLA-908	MLA-908							Y					Y	Y				Y			Y							Y			Y	Y	Y	Y	Y		
	PCB 55 2,3,3',4-Tetrachlorobiphenyl	EPA 1668	MLA-010							Y	Y		Y	Y	Y	Y				Y			Y							Y	Y		Y	Y	Y	Y	Y		
		EPA 8270	MLA-007																																				
		SGS AXYS MLA-010	MLA-010	Y				Y		Y									Y	Y					Y					Y									
		SGS AXYS MLA-210	MLA-210					Y		Y						Y				Y			Y							Y			Y	Y	Y	Y	Y		
		SGS AXYS MLA-908	MLA-908							Y					Y	Y				Y			Y							Y			Y	Y	Y	Y	Y		
	PCB 56 2,3,3',4'-Tetrachlorobiphenyl	EPA 1668	MLA-010							Y	Y		Y	Y	Y	Y				Y			Y							Y	Y		Y	Y	Y	Y	Y		
		SGS AXYS MLA-010	MLA-010	Y				Y		Y									Y	Y					Y					Y									
		SGS AXYS MLA-210	MLA-210					Y		Y						Y				Y			Y							Y			Y	Y	Y	Y	Y		
		SGS AXYS MLA-908	MLA-908							Y					Y	Y				Y			Y							Y			Y	Y	Y	Y	Y		
	PCB 56/60	EPA 8270	MLA-007													Y																							
		SGS AXYS MLA-007	MLA-007					Y											Y						Y														
	PCB 57 2,3,3',5-Tetrachlorobiphenyl	EPA 1668	MLA-010							Y	Y		Y	Y	Y	Y				Y			Y							Y	Y		Y	Y	Y	Y	Y		

Accreditation Scope

SGS AXYS Analytical Services Ltd.
file ref.: ACC-103 Rev. 60

				Serum	Solids												Tissue and Tissue Flora							Urine	Water	Water, Non-Potable										AFFF	
Compound Class	Compound	Accredited Method ID	SGS AXYS Method ID	CALA	Alaska DEC	ANAB DoD **	ANAB ISO 17025	CALA	California WB	Florida DOH	Maine DOH	Minnesota DOH	New Jersey DEP	New York DOH	Virginia DGS	Washington DE	ANAB DoD **	ANAB ISO 17025	CALA	Florida DOH	Minnesota DOH	New Jersey DEP	Virginia DGS	CALA	CALA	Alaska DEC	ANAB DoD **	ANAB ISO 17025	California WB	Florida DOH	Maine DOH	Minnesota DOH	New Jersey DEP	New York DOH	Pennsylvania DEP	Virginia DGS	Washington DE *	ANAB DoD **	ANAB ISO 17025
		EPA 8270	MLA-007																																				
		SGS AXYS MLA-010	MLA-010	Y				Y		Y									Y	Y					Y					Y									
		SGS AXYS MLA-210	MLA-210					Y		Y						Y				Y			Y							Y			Y	Y	Y	Y	Y		
		SGS AXYS MLA-908	MLA-908							Y					Y	Y				Y			Y							Y			Y	Y	Y	Y	Y		
	PCB 58 2,3,3',5'-Tetrachlorobiphenyl	EPA 1668	MLA-010							Y	Y		Y	Y	Y	Y				Y			Y							Y	Y		Y	Y	Y	Y	Y		
		EPA 8270	MLA-007																																				
		SGS AXYS MLA-010	MLA-010	Y				Y		Y									Y	Y					Y					Y									
		SGS AXYS MLA-210	MLA-210					Y		Y						Y				Y			Y							Y			Y	Y	Y	Y	Y		
		SGS AXYS MLA-908	MLA-908							Y					Y	Y				Y			Y							Y			Y	Y	Y	Y	Y		
	PCB 59 2,3,3',6-Tetrachlorobiphenyl	EPA 1668	MLA-010							Y	Y		Y	Y	Y	Y				Y			Y							Y	Y		Y	Y	Y	Y	Y		
		SGS AXYS MLA-010	MLA-010	Y				Y		Y									Y	Y					Y					Y									
		SGS AXYS MLA-210	MLA-210					Y		Y						Y				Y			Y							Y			Y	Y	Y	Y	Y		
		SGS AXYS MLA-908	MLA-908							Y					Y	Y				Y			Y							Y			Y	Y	Y	Y	Y		
	PCB 6 2,3'-Dichlorobiphenyl	EPA 1668	MLA-010							Y	Y		Y	Y	Y	Y				Y			Y							Y	Y		Y	Y	Y	Y	Y		
		EPA 8270	MLA-007																																				
		SGS AXYS MLA-010	MLA-010	Y				Y		Y									Y	Y					Y					Y									
		SGS AXYS MLA-210	MLA-210					Y		Y						Y				Y			Y							Y			Y	Y	Y	Y	Y		
		SGS AXYS MLA-908	MLA-908							Y					Y	Y				Y			Y							Y			Y	Y	Y	Y	Y		
	PCB 60 2,3,4,4'-Tetrachlorobiphenyl	EPA 1668	MLA-010							Y	Y		Y	Y	Y	Y				Y			Y							Y	Y		Y	Y	Y	Y	Y		
		SGS AXYS MLA-010	MLA-010	Y				Y		Y									Y	Y					Y					Y									
		SGS AXYS MLA-210	MLA-210					Y		Y						Y				Y			Y							Y			Y	Y	Y	Y	Y		
		SGS AXYS MLA-908	MLA-908							Y					Y	Y				Y			Y							Y			Y	Y	Y	Y	Y		
	PCB 61 2,3,4,5-Tetrachlorobiphenyl	EPA 1668	MLA-010							Y	Y		Y	Y	Y	Y				Y			Y							Y	Y		Y	Y	Y	Y	Y		
		SGS AXYS MLA-010	MLA-010	Y				Y		Y									Y	Y					Y					Y									
		SGS AXYS MLA-210	MLA-210					Y		Y						Y				Y			Y							Y			Y	Y	Y	Y	Y		
		SGS AXYS MLA-908	MLA-908							Y					Y	Y				Y			Y							Y			Y	Y	Y	Y	Y		
	PCB 62 2,3,4,6-Tetrachlorobiphenyl	EPA 1668	MLA-010							Y	Y		Y	Y	Y	Y				Y			Y							Y	Y		Y	Y	Y	Y	Y		
		SGS AXYS MLA-010	MLA-010	Y				Y		Y									Y	Y					Y					Y									
		SGS AXYS MLA-210	MLA-210					Y		Y						Y				Y			Y							Y			Y	Y	Y	Y	Y		
		SGS AXYS MLA-908	MLA-908							Y					Y	Y				Y			Y							Y			Y	Y	Y	Y	Y		
	PCB 62/65	EPA 8270	MLA-007													Y																							
	PCB 63 2,3,4',5-Tetrachlorobiphenyl	EPA 1668	MLA-010							Y	Y		Y	Y	Y	Y				Y			Y							Y	Y		Y	Y	Y	Y	Y		
		EPA 8270	MLA-007																																				
		SGS AXYS MLA-010	MLA-010	Y				Y		Y									Y	Y					Y					Y									
		SGS AXYS MLA-210	MLA-210					Y		Y						Y				Y			Y							Y			Y	Y	Y	Y	Y		
		SGS AXYS MLA-908	MLA-908							Y					Y	Y				Y			Y							Y			Y	Y	Y	Y	Y		
	PCB 64 2,3,4',6-Tetrachlorobiphenyl	EPA 1668	MLA-010							Y	Y		Y	Y	Y	Y				Y			Y							Y	Y		Y	Y	Y	Y	Y		
		SGS AXYS MLA-010	MLA-010	Y				Y		Y									Y	Y					Y					Y									
		SGS AXYS MLA-210	MLA-210					Y		Y						Y				Y			Y							Y			Y	Y	Y	Y	Y		
		SGS AXYS MLA-908	MLA-908							Y					Y	Y				Y			Y							Y			Y	Y	Y	Y	Y		
	PCB 65 2,3,5,6-Tetrachlorobiphenyl	EPA 1668	MLA-010							Y	Y		Y	Y	Y	Y				Y			Y							Y			Y	Y	Y	Y	Y		
		SGS AXYS MLA-010	MLA-010	Y				Y		Y									Y	Y					Y					Y	Y									
		SGS AXYS MLA-210	MLA-210					Y		Y						Y				Y			Y							Y			Y	Y	Y	Y	Y		
		SGS AXYS MLA-908	MLA-908							Y					Y	Y				Y			Y							Y			Y	Y	Y	Y	Y		
	PCB 66 2,3',4,4'-Tetrachlorobiphenyl	EPA 1668	MLA-010							Y	Y		Y	Y	Y	Y				Y			Y							Y	Y		Y	Y	Y	Y	Y		
		SGS AXYS MLA-010	MLA-010	Y				Y		Y									Y	Y					Y					Y									
		SGS AXYS MLA-210	MLA-210					Y		Y						Y				Y			Y							Y			Y	Y	Y	Y	Y		
		SGS AXYS MLA-908	MLA-908							Y					Y	Y				Y			Y							Y			Y	Y	Y	Y	Y		
	PCB 66/80	EPA 8270	MLA-007													Y																							
		SGS AXYS MLA-007	MLA-007					Y											Y						Y														
	PCB 67 2,3',4,5-Tetrachlorobiphenyl	EPA 1668	MLA-010							Y	Y		Y	Y	Y	Y				Y			Y							Y	Y		Y	Y	Y	Y	Y		
		EPA 8270	MLA-007													Y																							
		SGS AXYS MLA-010	MLA-010	Y				Y		Y									Y	Y					Y					Y									
		SGS AXYS MLA-210	MLA-210					Y		Y						Y				Y			Y							Y			Y	Y	Y	Y	Y		
		SGS AXYS MLA-908	MLA-908							Y					Y	Y				Y			Y							Y			Y	Y	Y	Y	Y		
	PCB 68 2,3',4,5'-Tetrachlorobiphenyl	EPA 1668	MLA-010							Y	Y		Y	Y	Y	Y				Y			Y							Y	Y		Y	Y	Y	Y	Y		
		SGS AXYS MLA-010	MLA-010	Y				Y		Y									Y	Y					Y					Y									
		SGS AXYS MLA-210	MLA-210					Y		Y						Y				Y			Y							Y			Y	Y	Y	Y	Y		
		SGS AXYS MLA-908	MLA-908							Y					Y	Y				Y			Y							Y			Y	Y	Y	Y	Y		
	PCB 69 2,3',4,6-Tetrachlorobiphenyl	EPA 1668	MLA-010							Y	Y		Y	Y	Y	Y				Y			Y							Y	Y		Y	Y	Y	Y	Y		
		EPA 8270	MLA-007																																				
		SGS AXYS MLA-010	MLA-010	Y				Y		Y									Y	Y					Y					Y									
		SGS AXYS MLA-210	MLA-210					Y		Y						Y				Y			Y							Y			Y	Y	Y	Y	Y		
		SGS AXYS MLA-908	MLA-908							Y					Y	Y				Y			Y							Y			Y	Y	Y	Y	Y		

Accreditation Scope

SGS AXYS Analytical Services Ltd.
file ref.: ACC-103 Rev. 60

				Serum	Solids												Tissue and Tissue Flora							Urine	Water	Water, Non-Potable										AFFF	
Compound Class	Compound	Accredited Method ID	SGS AXYS Method ID	CALA	Alaska DEC	ANAB DoD **	ANAB ISO 17025	CALA	California WB	Florida DOH	Maine DOH	Minnesota DOH	New Jersey DEP	New York DOH	Virginia DGS	Washington DE	ANAB DoD **	ANAB ISO 17025	CALA	Florida DOH	Minnesota DOH	New Jersey DEP	Virginia DGS	CALA	CALA	Alaska DEC	ANAB DoD **	ANAB ISO 17025	California WB	Florida DOH	Maine DOH	Minnesota DOH	New Jersey DEP	New York DOH	Pennsylvania DEP	Virginia DGS	Washington DE *	ANAB DoD **	ANAB ISO 17025
	PCB 7 2,4-Dichlorobiphenyl	EPA 1668	MLA-010							Y	Y		Y	Y	Y	Y				Y			Y							Y	Y		Y	Y	Y	Y	Y		
		SGS AXYS MLA-010	MLA-010	Y				Y		Y									Y	Y					Y					Y									
		SGS AXYS MLA-210	MLA-210					Y		Y						Y				Y			Y							Y			Y	Y	Y	Y	Y		
		SGS AXYS MLA-908	MLA-908							Y					Y	Y				Y			Y							Y			Y	Y	Y	Y	Y		
	PCB 7/9	EPA 8270	MLA-007																																				
	PCB 70 2,3',4',5-Tetrachlorobiphenyl	EPA 1668	MLA-010							Y	Y		Y	Y	Y	Y				Y			Y							Y	Y		Y	Y	Y	Y	Y		
		SGS AXYS MLA-010	MLA-010	Y				Y		Y									Y	Y					Y					Y									
		SGS AXYS MLA-210	MLA-210					Y		Y						Y				Y			Y							Y			Y	Y	Y	Y	Y		
		SGS AXYS MLA-908	MLA-908							Y					Y	Y				Y			Y							Y			Y	Y	Y	Y	Y		
	PCB 70/76	EPA 8270	MLA-007													Y																							
		SGS AXYS MLA-007	MLA-007					Y											Y						Y														
	PCB 71 2,3',4',6-Tetrachlorobiphenyl	EPA 1668	MLA-010							Y	Y		Y	Y	Y	Y				Y			Y							Y	Y		Y	Y	Y	Y	Y		
		SGS AXYS MLA-010	MLA-010	Y				Y		Y									Y	Y					Y					Y									
		SGS AXYS MLA-210	MLA-210					Y		Y						Y				Y			Y							Y			Y	Y	Y	Y	Y		
		SGS AXYS MLA-908	MLA-908							Y					Y	Y				Y			Y							Y			Y	Y	Y	Y	Y		
	PCB 72 2,3',5,5'-Tetrachlorobiphenyl	EPA 1668	MLA-010							Y	Y		Y	Y	Y	Y				Y			Y							Y	Y		Y	Y	Y	Y	Y		
		EPA 8270	MLA-007													Y																							
		SGS AXYS MLA-010	MLA-010	Y				Y		Y									Y	Y					Y					Y									
		SGS AXYS MLA-210	MLA-210					Y		Y						Y				Y			Y							Y			Y	Y	Y	Y	Y		
		SGS AXYS MLA-908	MLA-908							Y					Y	Y				Y			Y							Y			Y	Y	Y	Y	Y		
	PCB 73 2,3',5',6-Tetrachlorobiphenyl	EPA 1668	MLA-010							Y	Y		Y	Y	Y	Y				Y			Y							Y	Y		Y	Y	Y	Y	Y		
		SGS AXYS MLA-010	MLA-010	Y				Y		Y									Y	Y					Y					Y									
		SGS AXYS MLA-210	MLA-210					Y		Y						Y				Y			Y							Y			Y	Y	Y	Y	Y		
		SGS AXYS MLA-908	MLA-908							Y					Y	Y				Y			Y							Y			Y	Y	Y	Y	Y		
	PCB 74 2,4,4',5-Tetrachlorobiphenyl	EPA 1668	MLA-010							Y	Y		Y	Y	Y	Y				Y			Y							Y	Y		Y	Y	Y	Y	Y		
		SGS AXYS MLA-010	MLA-010	Y				Y		Y									Y	Y					Y					Y									
		SGS AXYS MLA-901	MLA-901	Y																																			
		SGS AXYS MLA-210	MLA-210					Y		Y						Y				Y			Y							Y			Y	Y	Y	Y	Y		
		SGS AXYS MLA-908	MLA-908							Y					Y	Y				Y			Y							Y			Y	Y	Y	Y	Y		
	PCB 74/61	EPA 8270	MLA-007													Y																							
		SGS AXYS MLA-007	MLA-007					Y											Y						Y														
	PCB 75 2,4,4',6-Tetrachlorobiphenyl	EPA 1668	MLA-010							Y	Y		Y	Y	Y	Y				Y			Y							Y	Y		Y	Y	Y	Y	Y		
		SGS AXYS MLA-010	MLA-010	Y				Y		Y									Y	Y					Y					Y									
		SGS AXYS MLA-210	MLA-210					Y		Y						Y				Y			Y							Y			Y	Y	Y	Y	Y		
		SGS AXYS MLA-908	MLA-908							Y					Y	Y				Y			Y							Y			Y	Y	Y	Y	Y		
	PCB 76 2,3',4',5'-Tetrachlorobiphenyl	EPA 1668	MLA-010							Y	Y		Y	Y	Y	Y				Y			Y							Y	Y		Y	Y	Y	Y	Y		
		SGS AXYS MLA-010	MLA-010	Y				Y		Y									Y	Y					Y					Y									
		SGS AXYS MLA-210	MLA-210					Y		Y						Y				Y			Y							Y			Y	Y	Y	Y	Y		
		SGS AXYS MLA-908	MLA-908							Y					Y	Y				Y			Y							Y			Y	Y	Y	Y	Y		
	PCB 77 3,3',4,4'-Tetrachlorobiphenyl	EPA 1668	MLA-010							Y	Y		Y	Y	Y	Y				Y			Y							Y	Y		Y	Y	Y	Y	Y		
		EPA 8270	MLA-007													Y																							
		SGS AXYS MLA-010	MLA-010	Y				Y		Y									Y	Y					Y					Y									
		SGS AXYS MLA-007	MLA-007					Y											Y						Y														
		SGS AXYS MLA-210	MLA-210					Y		Y						Y				Y			Y							Y			Y	Y	Y	Y	Y		
		SGS AXYS MLA-908	MLA-908							Y					Y	Y				Y			Y							Y			Y	Y	Y	Y	Y		
	PCB 78 3,3',4,5-Tetrachlorobiphenyl	EPA 1668	MLA-010							Y	Y		Y	Y	Y	Y				Y			Y							Y	Y		Y	Y	Y	Y	Y		
		EPA 8270	MLA-007																																				
		SGS AXYS MLA-010	MLA-010	Y				Y		Y									Y	Y					Y					Y									
		SGS AXYS MLA-210	MLA-210					Y		Y						Y				Y			Y							Y			Y	Y	Y	Y	Y		
		SGS AXYS MLA-908	MLA-908							Y					Y	Y				Y			Y							Y			Y	Y	Y	Y	Y		
	PCB 79 3,3',4,5'-Tetrachlorobiphenyl	EPA 1668	MLA-010							Y	Y		Y	Y	Y	Y				Y			Y							Y	Y		Y	Y	Y	Y	Y		
		EPA 8270	MLA-007																																				
		SGS AXYS MLA-010	MLA-010	Y				Y		Y									Y	Y					Y					Y									
		SGS AXYS MLA-210	MLA-210					Y		Y									Y	Y					Y					Y									
		SGS AXYS MLA-908	MLA-908							Y					Y					Y			Y							Y							Y		
	PCB 8 2,4'-Dichlorobiphenyl	EPA 1668	MLA-010							Y	Y		Y	Y	Y	Y				Y			Y							Y	Y		Y	Y	Y	Y	Y		
		SGS AXYS MLA-010	MLA-010	Y				Y		Y									Y	Y					Y					Y									
		SGS AXYS MLA-210	MLA-210					Y		Y						Y				Y			Y							Y			Y	Y	Y	Y	Y		
		SGS AXYS MLA-908	MLA-908							Y					Y	Y				Y			Y							Y			Y	Y	Y	Y	Y		
	PCB 8/5	EPA 8270	MLA-007													Y																							
		SGS AXYS MLA-007	MLA-007					Y											Y						Y														
	PCB 80 3,3',5,5'-Tetrachlorobiphenyl	EPA 1668	MLA-010							Y	Y		Y	Y	Y	Y				Y			Y							Y	Y		Y	Y	Y	Y	Y		
		SGS AXYS MLA-010	MLA-010	Y				Y		Y									Y	Y					Y					Y									
		SGS AXYS MLA-210	MLA-210					Y		Y						Y				Y			Y							Y			Y	Y	Y	Y	Y		

Accreditation Scope

SGS AXYS Analytical Services Ltd.
file ref.: ACC-103 Rev. 60

				Serum	Solids												Tissue and Tissue Flora							Urine	Water	Water, Non-Potable											AFFF	
Compound Class	Compound	Accredited Method ID	SGS AXYS Method ID	CALA	Alaska DEC	ANAB DoD **	ANAB ISO 17025	CALA	California WB	Florida DOH	Maine DOH	Minnesota DOH	New Jersey DEP	New York DOH	Virginia DGS	Washington DE	ANAB DoD **	ANAB ISO 17025	CALA	Florida DOH	Minnesota DOH	New Jersey DEP	Virginia DGS	CALA	CALA	Alaska DEC	ANAB DoD **	ANAB ISO 17025	California WB	Florida DOH	Maine DOH	Minnesota DOH	New Jersey DEP	New York DOH	Pennsylvania DEP	Virginia DGS	Washington DE *	ANAB DoD **	ANAB ISO 17025
		SGS AXYS MLA-908	MLA-908							Y					Y	Y				Y			Y							Y			Y	Y	Y	Y	Y		
	PCB 81 3,4,4',5-Tetrachlorobiphenyl	EPA 1668	MLA-010							Y	Y		Y	Y	Y	Y				Y			Y							Y	Y		Y	Y	Y	Y	Y		
		EPA 8270	MLA-007																																				
		SGS AXYS MLA-010	MLA-010	Y				Y		Y									Y	Y					Y					Y									
		SGS AXYS MLA-210	MLA-210					Y		Y						Y				Y			Y							Y			Y	Y	Y	Y	Y		
		SGS AXYS MLA-908	MLA-908							Y					Y	Y				Y			Y							Y			Y	Y	Y	Y	Y		
	PCB 82 2,2',3,3',4-Pentachlorobiphenyl	EPA 1668	MLA-010							Y	Y		Y	Y	Y	Y				Y			Y							Y	Y		Y	Y	Y	Y	Y		
		EPA 8270	MLA-007																																				
		SGS AXYS MLA-010	MLA-010	Y				Y		Y									Y	Y					Y					Y									
		SGS AXYS MLA-210	MLA-210					Y		Y						Y				Y			Y							Y			Y	Y	Y	Y	Y		
		SGS AXYS MLA-908	MLA-908							Y					Y	Y				Y			Y							Y			Y	Y	Y	Y	Y		
	PCB 83 2,2',3,3',5-Pentachlorobiphenyl	EPA 1668	MLA-010							Y	Y		Y	Y	Y	Y				Y			Y							Y	Y		Y	Y	Y	Y	Y		
		SGS AXYS MLA-010	MLA-010	Y				Y		Y									Y	Y					Y					Y									
		SGS AXYS MLA-210	MLA-210					Y		Y						Y				Y			Y							Y			Y	Y	Y	Y	Y		
		SGS AXYS MLA-908	MLA-908							Y					Y	Y				Y			Y							Y			Y	Y	Y	Y	Y		
	PCB 83/108	EPA 8270	MLA-007													Y																							
		SGS AXYS MLA-007	MLA-007					Y											Y						Y														
	PCB 84 2,2',3,3',6-Pentachlorobiphenyl	EPA 1668	MLA-010							Y			Y	Y	Y	Y				Y			Y							Y			Y	Y	Y	Y	Y		
		EPA 8270	MLA-007													Y																							
		SGS AXYS MLA-010	MLA-010	Y				Y		Y									Y	Y					Y					Y									
		SGS AXYS MLA-007	MLA-007					Y											Y						Y														
		SGS AXYS MLA-210	MLA-210					Y		Y						Y				Y			Y							Y			Y	Y	Y	Y	Y		
		SGS AXYS MLA-908	MLA-908							Y					Y	Y				Y			Y							Y			Y	Y	Y	Y	Y		
	PCB 85 2,2',3,4,4'-Pentachlorobiphenyl	EPA 1668	MLA-010							Y	Y		Y	Y	Y	Y				Y			Y							Y	Y		Y	Y	Y	Y	Y		
		SGS AXYS MLA-010	MLA-010	Y				Y		Y									Y	Y					Y					Y									
		SGS AXYS MLA-210	MLA-210					Y		Y						Y				Y			Y							Y			Y	Y	Y	Y	Y		
		SGS AXYS MLA-908	MLA-908							Y					Y	Y				Y			Y							Y			Y	Y	Y	Y	Y		
	PCB 85/120	EPA 8270	MLA-007													Y																							
		SGS AXYS MLA-007	MLA-007					Y											Y						Y														
	PCB 86 2,2',3,4,5-Pentachlorobiphenyl	EPA 1668	MLA-010							Y	Y		Y	Y	Y	Y				Y			Y							Y	Y		Y	Y	Y	Y	Y		
		SGS AXYS MLA-010	MLA-010	Y				Y		Y									Y	Y					Y					Y									
		SGS AXYS MLA-210	MLA-210					Y		Y						Y				Y			Y							Y			Y	Y	Y	Y	Y		
		SGS AXYS MLA-908	MLA-908							Y					Y	Y				Y			Y							Y			Y	Y	Y	Y	Y		
	PCB 87 2,2',3,4,5'-Pentachlorobiphenyl	EPA 1668	MLA-010							Y	Y		Y	Y	Y	Y				Y			Y							Y	Y		Y	Y	Y	Y	Y		
		SGS AXYS MLA-010	MLA-010	Y				Y		Y									Y	Y					Y					Y									
		SGS AXYS MLA-210	MLA-210					Y		Y						Y				Y			Y							Y			Y	Y	Y	Y	Y		
		SGS AXYS MLA-908	MLA-908							Y					Y	Y				Y			Y							Y			Y	Y	Y	Y	Y		
	PCB 87/115/116	EPA 8270	MLA-007													Y																							
		SGS AXYS MLA-007	MLA-007					Y											Y						Y														
	PCB 88 2,2',3,4,6-Pentachlorobiphenyl	EPA 1668	MLA-010							Y	Y		Y	Y	Y	Y				Y			Y							Y	Y		Y	Y	Y	Y	Y		
		SGS AXYS MLA-010	MLA-010	Y				Y		Y									Y	Y					Y					Y									
		SGS AXYS MLA-210	MLA-210					Y		Y						Y				Y			Y							Y			Y	Y	Y	Y	Y		
		SGS AXYS MLA-908	MLA-908							Y					Y	Y				Y			Y							Y			Y	Y	Y	Y	Y		
	PCB 88/121	EPA 8270	MLA-007																																				
	PCB 89 2,2',3,4,6'-Pentachlorobiphenyl	EPA 1668	MLA-010							Y	Y		Y	Y	Y	Y				Y			Y							Y	Y		Y	Y	Y	Y	Y		
		SGS AXYS MLA-010	MLA-010	Y				Y		Y									Y	Y					Y					Y									
		SGS AXYS MLA-210	MLA-210					Y		Y						Y				Y			Y							Y			Y	Y	Y	Y	Y		
		SGS AXYS MLA-908	MLA-908							Y					Y	Y				Y			Y							Y			Y	Y	Y	Y	Y		
	PCB 9 2,5-Dichlorobiphenyl	EPA 1668	MLA-010							Y			Y	Y	Y	Y				Y			Y							Y			Y	Y	Y	Y	Y		
		SGS AXYS MLA-010	MLA-010	Y				Y		Y									Y	Y					Y					Y									
		SGS AXYS MLA-210	MLA-210					Y		Y						Y				Y			Y							Y			Y	Y	Y	Y	Y		
		SGS AXYS MLA-908	MLA-908							Y					Y	Y				Y			Y							Y			Y	Y	Y	Y	Y		
	PCB 90 2,2',3,4',5-Pentachlorobiphenyl	EPA 1668	MLA-010							Y	Y		Y	Y	Y	Y				Y			Y							Y	Y		Y	Y	Y	Y	Y		
		SGS AXYS MLA-010	MLA-010	Y				Y		Y									Y	Y					Y					Y									
		SGS AXYS MLA-210	MLA-210					Y		Y						Y				Y			Y							Y			Y	Y	Y	Y	Y		
		SGS AXYS MLA-908	MLA-908							Y					Y	Y				Y			Y							Y			Y	Y	Y	Y	Y		
	PCB 91 2,2',3,4',6-Pentachlorobiphenyl	EPA 1668	MLA-010							Y	Y		Y	Y	Y	Y				Y			Y							Y	Y		Y	Y	Y	Y	Y		
		EPA 8270	MLA-007													Y																							
		SGS AXYS MLA-010	MLA-010	Y				Y		Y									Y	Y					Y					Y									
		SGS AXYS MLA-007	MLA-007					Y											Y						Y														
		SGS AXYS MLA-210	MLA-210					Y		Y						Y				Y			Y							Y			Y	Y	Y	Y	Y		
		SGS AXYS MLA-908	MLA-908							Y					Y	Y				Y			Y							Y			Y	Y	Y	Y	Y		
	PCB 92 2,2',3,5,5'-Pentachlorobiphenyl	EPA 1668	MLA-010							Y	Y		Y	Y	Y	Y				Y			Y							Y	Y		Y	Y	Y	Y	Y		
		EPA 8270	MLA-007																																				
		SGS AXYS MLA-010	MLA-010	Y				Y		Y									Y	Y					Y					Y									
		SGS AXYS MLA-210	MLA-210					Y		Y						Y				Y			Y							Y			Y	Y	Y	Y	Y		

Accreditation Scope

SGS AXYS Analytical Services Ltd.
file ref.: ACC-103 Rev. 60

				Serum	Solids											Tissue and Tissue Flora							Urine	Water	Water, Non-Potable										AFFF	
Compound Class	Compound	Accredited Method ID	SGS AXYS Method ID	CALA	Alaska DEC	ANAB DoD **	ANAB ISO 17025	CALA	California WB	Florida DOH	Maine DOH	Minnesota DOH	New Jersey DEP	New York DOH	Virginia DGS	Washington DE	ANAB DoD **	ANAB ISO 17025	CALA	Florida DOH	Minnesota DOH	New Jersey DEP	Virginia DGS	CALA	CALA	Alaska DEC	ANAB DoD **	ANAB ISO 17025	California WB	Florida DOH	Maine DOH	Minnesota DOH	New Jersey DEP	New York DOH	Pennsylvania DEP	Virginia DGS	Washington DE *	ANAB DoD **	ANAB ISO 17025
		SGS AXYS MLA-908	MLA-908							Y					Y	Y				Y			Y							Y			Y	Y	Y	Y	Y		
	PCB 93 2,2',3,5,6-Pentachlorobiphenyl	EPA 1668	MLA-010							Y	Y		Y	Y	Y	Y				Y			Y							Y	Y		Y	Y	Y	Y	Y		
		SGS AXYS MLA-010	MLA-010	Y				Y		Y									Y	Y					Y					Y									
		SGS AXYS MLA-210	MLA-210					Y		Y						Y				Y			Y							Y			Y	Y	Y	Y	Y		
		SGS AXYS MLA-908	MLA-908							Y					Y	Y				Y			Y							Y			Y	Y	Y	Y	Y		
	PCB 94 2,2',3,5,6'-Pentachlorobiphenyl	EPA 1668	MLA-010							Y	Y		Y	Y	Y	Y				Y			Y							Y	Y		Y	Y	Y	Y	Y		
		EPA 8270	MLA-007																																				
		SGS AXYS MLA-010	MLA-010	Y				Y		Y									Y	Y					Y					Y									
		SGS AXYS MLA-210	MLA-210					Y		Y						Y				Y			Y							Y			Y	Y	Y	Y	Y		
		SGS AXYS MLA-908	MLA-908							Y					Y	Y				Y			Y							Y			Y	Y	Y	Y	Y		
	PCB 95 2,2',3,5',6-Pentachlorobiphenyl	EPA 1668	MLA-010							Y	Y		Y	Y	Y	Y				Y			Y							Y	Y		Y	Y	Y	Y	Y		
		SGS AXYS MLA-010	MLA-010	Y				Y		Y									Y	Y					Y					Y									
		SGS AXYS MLA-210	MLA-210					Y		Y						Y				Y			Y							Y			Y	Y	Y	Y	Y		
		SGS AXYS MLA-908	MLA-908							Y					Y	Y				Y			Y							Y			Y	Y	Y	Y	Y		
	PCB 95/93	EPA 8270	MLA-007													Y																							
		SGS AXYS MLA-007	MLA-007					Y											Y						Y														
	PCB 96 2,2',3,6,6'-Pentachlorobiphenyl	EPA 1668	MLA-010							Y	Y		Y	Y	Y	Y				Y			Y							Y	Y		Y	Y	Y	Y	Y		
		EPA 8270	MLA-007																																				
		SGS AXYS MLA-010	MLA-010	Y				Y		Y									Y	Y					Y					Y									
		SGS AXYS MLA-210	MLA-210					Y		Y						Y				Y			Y							Y			Y	Y	Y	Y	Y		
		SGS AXYS MLA-908	MLA-908							Y					Y	Y				Y			Y							Y			Y	Y	Y	Y	Y		
	PCB 97 2,2',3,4',5'-Pentachlorobiphenyl	EPA 1668	MLA-010							Y	Y		Y	Y	Y	Y				Y			Y							Y	Y		Y	Y	Y	Y	Y		
		SGS AXYS MLA-010	MLA-010	Y				Y		Y									Y	Y					Y					Y									
		SGS AXYS MLA-210	MLA-210					Y		Y						Y				Y			Y							Y			Y	Y	Y	Y	Y		
		SGS AXYS MLA-908	MLA-908							Y					Y	Y				Y			Y							Y			Y	Y	Y	Y	Y		
	PCB 97/86	EPA 8270	MLA-007													Y																							
		SGS AXYS MLA-007	MLA-007					Y											Y						Y														
	PCB 98 2,2',3,4',6'-Pentachlorobiphenyl	EPA 1668	MLA-010							Y	Y		Y	Y	Y	Y				Y			Y							Y	Y		Y	Y	Y	Y	Y		
		SGS AXYS MLA-010	MLA-010	Y				Y		Y									Y	Y					Y					Y									
		SGS AXYS MLA-210	MLA-210					Y		Y						Y				Y			Y							Y			Y	Y	Y	Y	Y		
		SGS AXYS MLA-908	MLA-908							Y					Y	Y				Y			Y							Y			Y	Y	Y	Y	Y		
	PCB 98/102	EPA 8270	MLA-007																																				
	PCB 99 2,2',4,4',5-Pentachlorobiphenyl	EPA 1668	MLA-010							Y	Y		Y	Y	Y	Y				Y			Y							Y	Y		Y	Y	Y	Y	Y		
		EPA 8270	MLA-007													Y																							
		SGS AXYS MLA-010	MLA-010	Y				Y		Y									Y	Y					Y					Y									
		SGS AXYS MLA-007	MLA-007					Y											Y						Y														
		SGS AXYS MLA-901	MLA-901	Y																																			
		SGS AXYS MLA-210	MLA-210					Y		Y						Y				Y			Y							Y			Y	Y	Y	Y	Y		
		SGS AXYS MLA-908	MLA-908							Y					Y	Y				Y			Y							Y			Y	Y	Y	Y	Y		
	PCB congeners, total	EPA 1668	MLA-010											Y																					Y				
	PCBs, as congeners	EPA 1668	MLA-010																	Y																			
		SGS AXYS MLA-010	MLA-010																	Y																			
		SGS AXYS MLA-210	MLA-210							Y										Y											Y								
		SGS AXYS MLA-908	MLA-908							Y										Y											Y								
	Total Dichlorobiphenyls	EPA 8270	MLA-007													Y																							
		SGS AXYS MLA-010	MLA-010	Y				Y											Y						Y														
		SGS AXYS MLA-007	MLA-007					Y											Y						Y														
		SGS AXYS MLA-210	MLA-210					Y								Y				Y			Y							Y			Y	Y	Y	Y	Y		
		SGS AXYS MLA-908	MLA-908							Y					Y	Y				Y			Y							Y			Y	Y	Y	Y	Y		
	Total Heptachlorobiphenyls	EPA 8270	MLA-007													Y																							
		SGS AXYS MLA-010	MLA-010	Y				Y											Y						Y														
		SGS AXYS MLA-007	MLA-007					Y											Y						Y														
		SGS AXYS MLA-210	MLA-210					Y								Y				Y			Y							Y			Y	Y	Y	Y	Y		
		SGS AXYS MLA-908	MLA-908							Y					Y	Y				Y			Y							Y			Y	Y	Y	Y	Y		
	Total Hexachlorobiphenyls	EPA 8270	MLA-007													Y																							
		SGS AXYS MLA-010	MLA-010	Y				Y											Y						Y														
		SGS AXYS MLA-007	MLA-007					Y											Y						Y														
		SGS AXYS MLA-210	MLA-210					Y								Y				Y			Y							Y			Y	Y	Y	Y	Y		
		SGS AXYS MLA-908	MLA-908							Y					Y	Y				Y			Y							Y			Y	Y	Y	Y	Y		
	Total Monochlorobiphenyls	SGS AXYS MLA-010	MLA-010	Y				Y											Y						Y														
		SGS AXYS MLA-210	MLA-210					Y								Y				Y			Y							Y			Y	Y	Y	Y	Y		
		SGS AXYS MLA-908	MLA-908							Y					Y	Y				Y			Y							Y			Y	Y	Y	Y	Y		
	Total Nonachlorobiphenyls	EPA 8270	MLA-007													Y																							
		SGS AXYS MLA-010	MLA-010	Y				Y											Y						Y														
		SGS AXYS MLA-007	MLA-007					Y											Y						Y														
		SGS AXYS MLA-210	MLA-210					Y								Y				Y			Y							Y			Y	Y	Y	Y	Y		
		SGS AXYS MLA-908	MLA-908							Y					Y	Y				Y			Y							Y			Y	Y	Y	Y	Y		
	Total Octachlorobiphenyls	EPA 8270	MLA-007													Y																							
		SGS AXYS MLA-010	MLA-010	Y				Y											Y						Y														
		SGS AXYS MLA-007	MLA-007					Y											Y						Y														
		SGS AXYS MLA-210	MLA-210					Y								Y				Y			Y							Y			Y	Y	Y	Y	Y		
		SGS AXYS MLA-908	MLA-908							Y					Y	Y				Y			Y							Y			Y	Y	Y	Y	Y		
	Total Pentachlorobiphenyls	EPA 8270	MLA-007													Y																							

Accreditation Scope

SGS AXYS Analytical Services Ltd.
file ref.: ACC-103 Rev. 60

				Serum	Solids												Tissue and Tissue Flora							Urine	Water	Water, Non-Potable										AFFF	
Compound Class	Compound	Accredited Method ID	SGS AXYS Method ID	CALA	Alaska DEC	ANAB DoD **	ANAB ISO 17025	CALA	California WB	Florida DOH	Maine DOH	Minnesota DOH	New Jersey DEP	New York DOH	Virginia DGS	Washington DE	ANAB DoD **	ANAB ISO 17025	CALA	Florida DOH	Minnesota DOH	New Jersey DEP	Virginia DGS	CALA	CALA	Alaska DEC	ANAB DoD **	ANAB ISO 17025	California WB	Florida DOH	Maine DOH	Minnesota DOH	New Jersey DEP	New York DOH	Pennsylvania DEP	Virginia DGS	Washington DE *	ANAB DoD **	ANAB ISO 17025
		SGS AXYS MLA-010	MLA-010	Y				Y											Y						Y														
		SGS AXYS MLA-007	MLA-007					Y											Y						Y														
		SGS AXYS MLA-210	MLA-210					Y								Y				Y			Y							Y			Y	Y	Y	Y	Y		
		SGS AXYS MLA-908	MLA-908							Y					Y	Y				Y			Y							Y			Y	Y	Y	Y	Y		
	Total Polychlorinated biphenyls	SGS AXYS MLA-007	MLA-007					Y											Y						Y														
	Total Tetrachlorobiphenyls	EPA 8270	MLA-007													Y																							
		SGS AXYS MLA-010	MLA-010	Y				Y											Y						Y														
		SGS AXYS MLA-007	MLA-007					Y											Y						Y														
		SGS AXYS MLA-210	MLA-210					Y								Y				Y			Y							Y			Y	Y	Y	Y	Y		
		SGS AXYS MLA-908	MLA-908							Y					Y	Y				Y			Y							Y			Y	Y	Y	Y	Y		
	Total Trichlorobiphenyls	EPA 8270	MLA-007													Y																							
		SGS AXYS MLA-010	MLA-010	Y				Y											Y						Y														
		SGS AXYS MLA-007	MLA-007					Y											Y						Y														
		SGS AXYS MLA-210	MLA-210					Y								Y				Y			Y							Y			Y	Y	Y	Y	Y		
		SGS AXYS MLA-908	MLA-908							Y					Y	Y				Y			Y							Y			Y	Y	Y	Y	Y		
PCDDF	"Dioxins and Dibenzofurans" category (CA only)	EPA 1613	MLA-017																																				
		EPA 8290	MLA-017																																				
	1,2,3,4,6,7,8-HpCDD	EPA 1613	MLA-017		Y					Y						Y				Y						Y			Y	Y	Y		Y	Y		Y	Y		
		EPA 8290	MLA-017		Y					Y	Y		Y	Y	Y					Y		Y	Y			Y				Y				Y			Y			
		SGS AXYS MLA-017	MLA-017	Y				Y		Y									Y	Y					Y					Y									
		SGS AXYS MLA-217	MLA-217					Y		Y					Y					Y		Y	Y			Y				Y				Y			Y	Y		
	1,2,3,4,6,7,8-HpCDF	EPA 1613	MLA-017		Y					Y						Y				Y						Y			Y	Y	Y		Y	Y		Y	Y		
		EPA 8290	MLA-017		Y					Y	Y		Y	Y	Y					Y		Y	Y			Y				Y				Y			Y			
		SGS AXYS MLA-017	MLA-017	Y				Y		Y									Y	Y					Y					Y									
		SGS AXYS MLA-217	MLA-217					Y		Y					Y					Y		Y	Y			Y				Y				Y			Y	Y		
	1,2,3,4,7,8,9-HpCDF	EPA 1613	MLA-017		Y					Y						Y				Y						Y			Y	Y	Y		Y	Y		Y	Y		
		EPA 8290	MLA-017		Y					Y	Y		Y	Y	Y					Y		Y	Y			Y				Y				Y			Y			
		SGS AXYS MLA-017	MLA-017	Y				Y		Y									Y	Y					Y					Y									
		SGS AXYS MLA-217	MLA-217					Y		Y					Y					Y		Y	Y			Y				Y				Y			Y	Y		
	1,2,3,4,7,8-HxCDD	EPA 1613	MLA-017		Y					Y						Y				Y						Y			Y	Y	Y		Y	Y		Y	Y		
		EPA 8290	MLA-017		Y					Y	Y		Y	Y	Y					Y		Y	Y			Y				Y				Y			Y			
		SGS AXYS MLA-017	MLA-017	Y				Y		Y									Y	Y					Y					Y									
		SGS AXYS MLA-217	MLA-217					Y		Y					Y					Y		Y	Y			Y				Y				Y			Y	Y		
	1,2,3,4,7,8-HxCDF	EPA 1613	MLA-017		Y					Y						Y				Y						Y			Y	Y	Y		Y	Y		Y	Y		
		EPA 8290	MLA-017		Y					Y	Y		Y	Y	Y					Y		Y	Y			Y				Y				Y			Y			
		SGS AXYS MLA-017	MLA-017	Y				Y		Y									Y	Y					Y					Y									
		SGS AXYS MLA-217	MLA-217					Y		Y					Y					Y		Y	Y			Y				Y				Y			Y	Y		
	1,2,3,6,7,8-HxCDD	EPA 1613	MLA-017		Y					Y						Y				Y						Y			Y	Y	Y		Y	Y		Y	Y		
		EPA 8290	MLA-017		Y					Y	Y		Y	Y	Y					Y		Y	Y			Y				Y				Y			Y			
		SGS AXYS MLA-017	MLA-017	Y				Y		Y									Y	Y					Y					Y									
		SGS AXYS MLA-217	MLA-217					Y		Y					Y					Y		Y	Y			Y				Y				Y			Y	Y		
	1,2,3,6,7,8-HxCDF	EPA 1613	MLA-017		Y					Y						Y				Y						Y			Y	Y	Y		Y	Y		Y	Y		
		EPA 8290	MLA-017		Y					Y	Y		Y	Y	Y					Y		Y	Y			Y				Y				Y			Y			
		SGS AXYS MLA-017	MLA-017	Y				Y		Y									Y	Y					Y					Y									
		SGS AXYS MLA-217	MLA-217					Y		Y					Y					Y		Y	Y			Y				Y				Y			Y	Y		
	1,2,3,7,8,9-HxCDD	EPA 1613	MLA-017		Y					Y						Y				Y						Y			Y	Y	Y		Y	Y		Y	Y		
		EPA 8290	MLA-017		Y					Y	Y		Y	Y	Y					Y		Y	Y			Y				Y				Y			Y			
		SGS AXYS MLA-017	MLA-017	Y				Y		Y									Y	Y					Y					Y									
		SGS AXYS MLA-217	MLA-217					Y		Y					Y					Y		Y	Y			Y				Y				Y			Y	Y		
	1,2,3,7,8,9-HxCDF	EPA 1613	MLA-017		Y					Y						Y				Y						Y			Y	Y	Y		Y	Y		Y	Y		
		EPA 8290	MLA-017		Y					Y	Y		Y	Y	Y					Y		Y	Y			Y				Y				Y			Y			
		SGS AXYS MLA-017	MLA-017	Y				Y		Y									Y	Y					Y					Y									
		SGS AXYS MLA-217	MLA-217					Y		Y					Y					Y		Y	Y			Y				Y				Y			Y	Y		
	1,2,3,7,8-PeCDD	EPA 1613	MLA-017		Y					Y						Y				Y						Y			Y	Y	Y		Y	Y		Y	Y		
		EPA 8290	MLA-017		Y					Y	Y		Y	Y	Y					Y		Y	Y			Y				Y				Y			Y			
		SGS AXYS MLA-017	MLA-017	Y				Y		Y									Y	Y					Y					Y									
		SGS AXYS MLA-217	MLA-217					Y		Y					Y					Y		Y	Y			Y				Y				Y			Y	Y		
	1,2,3,7,8-PeCDF	EPA 1613	MLA-017		Y					Y						Y				Y						Y			Y	Y	Y		Y	Y		Y	Y		
		EPA 8290	MLA-017		Y					Y	Y		Y	Y	Y					Y		Y	Y			Y				Y				Y			Y			
		SGS AXYS MLA-017	MLA-017	Y				Y		Y									Y	Y					Y					Y									
		SGS AXYS MLA-217	MLA-217					Y		Y					Y					Y		Y	Y			Y				Y				Y			Y	Y		
	2,3,4,6,7,8-HxCDF	EPA 1613	MLA-017		Y					Y						Y				Y						Y			Y	Y	Y		Y	Y		Y	Y		
		EPA 8290	MLA-017		Y					Y	Y		Y	Y	Y					Y		Y	Y			Y				Y				Y			Y			
		SGS AXYS MLA-017	MLA-017	Y				Y		Y									Y	Y					Y					Y									
		SGS AXYS MLA-217	MLA-217					Y		Y					Y					Y		Y	Y			Y				Y				Y			Y	Y		
	2,3,4,7,8-PeCDF	EPA 1613	MLA-017		Y					Y						Y				Y						Y			Y	Y	Y		Y	Y		Y	Y		
		EPA 8290	MLA-017		Y					Y	Y		Y	Y	Y					Y		Y	Y			Y				Y				Y			Y			
		SGS AXYS MLA-017	MLA-017	Y				Y		Y									Y	Y					Y					Y									
		SGS AXYS MLA-217	MLA-217					Y		Y					Y					Y		Y	Y			Y				Y				Y			Y	Y		
	2,3,7,8-TCDD	EPA 1613	MLA-017		Y					Y						Y				Y						Y			Y	Y	Y		Y	Y		Y	Y		
		EPA 8290	MLA-017		Y					Y	Y		Y	Y	Y					Y		Y	Y			Y				Y				Y			Y			
		SGS AXYS MLA-017	MLA-017	Y				Y		Y									Y	Y					Y					Y									
		SGS AXYS MLA-217	MLA-217					Y		Y					Y					Y		Y	Y			Y				Y				Y			Y	Y		

Accreditation Scope

SGS AXYS Analytical Services Ltd.
file ref.: ACC-103 Rev. 60

				Serum	Solids												Tissue and Tissue Flora							Urine	Water	Water, Non-Potable											AFFF	
Compound Class	Compound	Accredited Method ID	SGS AXYS Method ID	CALA	Alaska DEC	ANAB DoD **	ANAB ISO 17025	CALA	California WB	Florida DOH	Maine DOH	Minnesota DOH	New Jersey DEP	New York DOH	Virginia DGS	Washington DE	ANAB DoD **	ANAB ISO 17025	CALA	Florida DOH	Minnesota DOH	New Jersey DEP	Virginia DGS	CALA	CALA	Alaska DEC	ANAB DoD **	ANAB ISO 17025	California WB	Florida DOH	Maine DOH	Minnesota DOH	New Jersey DEP	New York DOH	Pennsylvania DEP	Virginia DGS	Washington DE *	ANAB DoD **	ANAB ISO 17025
	2,3,7,8-TCDF	EPA 1613	MLA-017		Y					Y						Y				Y						Y			Y	Y	Y		Y	Y		Y	Y		
		EPA 8290	MLA-017		Y					Y	Y		Y	Y	Y					Y		Y	Y			Y				Y				Y		Y		
		SGS AXYS MLA-017	MLA-017	Y				Y		Y									Y	Y					Y					Y								
		SGS AXYS MLA-217	MLA-217					Y		Y					Y					Y		Y	Y			Y				Y					Y		Y	Y	
	OCDD	EPA 1613	MLA-017		Y					Y						Y				Y						Y			Y	Y	Y		Y	Y		Y	Y		
		EPA 8290	MLA-017		Y					Y	Y		Y	Y	Y					Y		Y	Y			Y				Y				Y		Y		
		SGS AXYS MLA-017	MLA-017	Y				Y		Y									Y	Y					Y					Y								
		SGS AXYS MLA-217	MLA-217					Y		Y					Y					Y		Y	Y			Y				Y					Y		Y	Y	
	OCDF	EPA 1613	MLA-017		Y					Y						Y				Y						Y			Y	Y	Y		Y	Y		Y	Y		
		EPA 8290	MLA-017		Y					Y	Y		Y	Y	Y					Y		Y	Y			Y				Y				Y		Y		
		SGS AXYS MLA-017	MLA-017	Y				Y		Y									Y	Y					Y					Y								
		SGS AXYS MLA-217	MLA-217					Y		Y					Y					Y		Y	Y			Y				Y					Y		Y	Y	
	Total HpCDD	EPA 1613	MLA-017		Y					Y										Y						Y			Y	Y	Y								
		EPA 8290	MLA-017		Y					Y	Y		Y		Y					Y		Y	Y			Y				Y							Y		
		SGS AXYS MLA-017	MLA-017							Y										Y										Y								
		SGS AXYS MLA-217	MLA-217							Y					Y					Y		Y	Y			Y				Y					Y		Y		
	Total HpCDF	EPA 1613	MLA-017		Y					Y										Y						Y			Y	Y	Y								
		EPA 8290	MLA-017		Y					Y	Y		Y		Y					Y		Y	Y			Y				Y							Y		
		SGS AXYS MLA-017	MLA-017							Y										Y										Y								
		SGS AXYS MLA-217	MLA-217							Y					Y					Y		Y	Y			Y				Y					Y		Y		
	Total HxCDD	EPA 1613	MLA-017		Y					Y										Y						Y			Y	Y	Y								
		EPA 8290	MLA-017		Y					Y	Y		Y		Y					Y		Y	Y			Y				Y							Y		
		SGS AXYS MLA-017	MLA-017							Y										Y										Y								
		SGS AXYS MLA-217	MLA-217							Y					Y					Y		Y	Y			Y				Y					Y		Y		
	Total HxCDF	EPA 1613	MLA-017		Y					Y										Y						Y			Y	Y	Y								
		EPA 8290	MLA-017		Y					Y	Y		Y		Y					Y		Y	Y			Y				Y							Y		
		SGS AXYS MLA-017	MLA-017							Y										Y										Y								
		SGS AXYS MLA-217	MLA-217							Y					Y					Y		Y	Y			Y				Y					Y		Y		
	Total PCDD	EPA 1613	MLA-017		Y																					Y												
		EPA 8290	MLA-017		Y																					Y												
	Total PCDD/F	EPA 1613	MLA-017		Y																					Y												
		EPA 8290	MLA-017		Y																					Y												
	Total PCDF	EPA 1613	MLA-017		Y																					Y												
		EPA 8290	MLA-017		Y																					Y												
	Total PeCDD	EPA 1613	MLA-017		Y					Y										Y						Y			Y	Y	Y								
		EPA 8290	MLA-017		Y					Y	Y		Y		Y					Y		Y	Y			Y				Y							Y		
		SGS AXYS MLA-017	MLA-017							Y										Y										Y								
		SGS AXYS MLA-217	MLA-217							Y					Y					Y		Y	Y			Y				Y					Y		Y		
	Total PeCDF	EPA 1613	MLA-017		Y					Y										Y						Y			Y	Y	Y								
		EPA 8290	MLA-017		Y					Y	Y		Y		Y					Y		Y	Y			Y				Y							Y		
		SGS AXYS MLA-017	MLA-017							Y										Y										Y								
		SGS AXYS MLA-217	MLA-217							Y					Y					Y		Y	Y			Y				Y					Y		Y		
	Total TCDD	EPA 1613	MLA-017		Y					Y										Y						Y			Y	Y	Y								
		EPA 8290	MLA-017		Y					Y	Y		Y		Y					Y		Y	Y			Y				Y							Y		
		SGS AXYS MLA-017	MLA-017							Y										Y										Y								
		SGS AXYS MLA-217	MLA-217							Y					Y					Y		Y	Y			Y				Y					Y		Y		
	Total TCDF	EPA 1613	MLA-017		Y					Y										Y						Y			Y	Y	Y								
		EPA 8290	MLA-017		Y					Y	Y		Y		Y					Y		Y	Y			Y				Y							Y		
		SGS AXYS MLA-017	MLA-017							Y										Y										Y								
		SGS AXYS MLA-217	MLA-217							Y					Y					Y		Y	Y			Y				Y					Y		Y		
PFAS	"Per- and Polyfluorinated Alkyl Substances (PFAS)" category (CA only)	DoD QSM Version 5.1 (or r	MLA-110																																		
	11-chloroeicosafluoro-3-oxaundecane-1-sulfonate (11Cl-PF3OUdS)	SGS AXYS MLA-110	MLA-110	Y		Y	Y										Y	Y									Y	Y										Y	Y
	11-chloroeicosafluoro-3-oxaundecane-1-sulfonate (11Cl-PF3OUdS)	SGS AXYS MLA-110	MLA-110	Y				Y											Y						Y														
	11-Chloroeicosafluoro-3-oxaundecane-1-sulfonic acid (11-Cl-PF3OUdS)	SGS AXYS MLA-110	MLA-110							Y						Y				Y										Y								Y	
		DoD QSM Version 5.3	MLA-110		Y				Y							Y										Y			Y									Y	
	4,8-Dioxa-3H-perfluorononanoic acid (ADONA)	SGS AXYS MLA-110	MLA-110							Y		Y				Y				Y	Y									Y		Y						Y	
		DoD QSM Version 5.3	MLA-110		Y				Y							Y										Y			Y									Y	
	4,8-dioxa-3H-perfuorononanoate (ADONA)	SGS AXYS MLA-110	MLA-110			Y	Y										Y	Y									Y	Y										Y	Y
		DoD QSM Version 5.3	MLA-110																																				
	4:2 Fluorotelomersulfonate (4:2 FTS)	SGS AXYS MLA-110	MLA-110	Y		Y	Y	Y		Y		Y				Y	Y	Y	Y	Y	Y				Y		Y	Y		Y		Y					Y	Y	Y
		DoD QSM Version 5.3	MLA-110		Y				Y							Y										Y			Y									Y	
	6:2 Fluorotelomersulfonate (6:2 FTS)	SGS AXYS MLA-110	MLA-110	Y		Y	Y	Y		Y		Y				Y	Y	Y	Y	Y	Y				Y		Y	Y		Y		Y					Y	Y	Y
		DoD QSM Version 5.3	MLA-110		Y				Y							Y										Y			Y									Y	
	8:2 Fluorotelomersulfonate (8:2 FTS)	SGS AXYS MLA-110	MLA-110	Y		Y	Y	Y		Y		Y				Y	Y	Y	Y	Y	Y				Y		Y	Y		Y		Y					Y	Y	Y
		DoD QSM Version 5.3	MLA-110		Y				Y							Y										Y			Y									Y	
	9-chlorohexadecafluoro-3-oxanonane-1-sulfonate (9Cl-PF3ONS)	SGS AXYS MLA-110	MLA-110	Y		Y	Y										Y	Y									Y	Y										Y	Y
	9-chlorohexadecafluoro-3-oxanonane-1-sulfonate (9Cl-PF3ONS)	SGS AXYS MLA-110	MLA-110	Y				Y											Y						Y														
	9-Chlorohexadecafluoro-3-oxanonane-1-sulfonic acid (9-Cl-PF3ONS)	SGS AXYS MLA-110	MLA-110							Y						Y				Y										Y								Y	
		DoD QSM Version 5.3	MLA-110		Y				Y							Y										Y												Y	
	Dodecafluoro-3H-4,8-dioxanonanoate (ADONA)	SGS AXYS MLA-110	MLA-110	Y				Y											Y						Y														
	Hexafluoropropylene oxide dimer acid (HFPO-DA)	SGS AXYS MLA-110	MLA-110	Y				Y								Y			Y						Y													Y	
		DoD QSM Version 5.3	MLA-110		Y				Y							Y										Y			Y									Y	
	Hexafluoropropylene oxide dimer acid, anion and acid (HFPO-DA)	SGS AXYS MLA-110	MLA-110			Y	Y										Y	Y									Y	Y										Y	Y

Accreditation Scope

SGS AXYS Analytical Services Ltd.
file ref.: ACC-103 Rev. 60

				Serum	Solids												Tissue and Tissue Flora							Urine	Water	Water, Non-Potable										AFFF	
Compound Class	Compound	Accredited Method ID	SGS AXYS Method ID	CALA	Alaska DEC	ANAB DoD **	ANAB ISO 17025	CALA	California WB	Florida DOH	Maine DOH	Minnesota DOH	New Jersey DEP	New York DOH	Virginia DGS	Washington DE	ANAB DoD **	ANAB ISO 17025	CALA	Florida DOH	Minnesota DOH	New Jersey DEP	Virginia DGS	CALA	CALA	Alaska DEC	ANAB DoD **	ANAB ISO 17025	California WB	Florida DOH	Maine DOH	Minnesota DOH	New Jersey DEP	New York DOH	Pennsylvania DEP	Virginia DGS	Washington DE *	ANAB DoD **	ANAB ISO 17025
	Hexaflurorpropylene oxide dimer acid (HFPO-DA)	SGS AXYS MLA-110	MLA-110	Y						Y		Y								Y	Y									Y		Y							
	N-Ethylperfluorooctane sulfonamide (EtFOSAm)	SGS AXYS MLA-110	MLA-110							Y		Y								Y	Y									Y		Y							
		DoD QSM Version 5.3	MLA-110						Y																				Y										
	N-Ethylperfluorooctanesulfonamide (N-EtFOSA)	SGS AXYS MLA-110	MLA-110	Y		Y	Y	Y								Y	Y	Y	Y						Y		Y	Y									Y	Y	Y
		DoD QSM Version 5.3	MLA-110		Y											Y										Y												Y		
	N-Ethylperfluorooctanesulfonamidoacetic acid (N-EtFOSAA)	SGS AXYS MLA-110	MLA-110	Y		Y	Y	Y		Y		Y				Y	Y	Y	Y	Y	Y				Y		Y	Y		Y		Y					Y	Y	Y
		DoD QSM Version 5.3	MLA-110		Y				Y							Y										Y			Y									Y		
	N-Ethylperfluorooctanesulfonamidoethanol (N-EtFOSE)	SGS AXYS MLA-110	MLA-110	Y		Y	Y	Y		Y		Y				Y	Y	Y	Y	Y	Y				Y		Y	Y		Y		Y					Y	Y	Y
		DoD QSM Version 5.3	MLA-110		Y				Y							Y										Y			Y									Y		
	N-Methylperfluorooctanesulfonamide (N-MeFOSA)	SGS AXYS MLA-110	MLA-110	Y		Y	Y	Y		Y		Y				Y	Y	Y	Y	Y	Y				Y		Y	Y		Y		Y					Y	Y	Y
		DoD QSM Version 5.3	MLA-110		Y				Y							Y										Y			Y									Y		
	N-Methylperfluorooctanesulfonamidoacetic acid (N-MeFOSAA)	SGS AXYS MLA-110	MLA-110	Y		Y	Y	Y		Y		Y				Y	Y	Y	Y	Y	Y				Y		Y	Y		Y		Y					Y	Y	Y
		DoD QSM Version 5.3	MLA-110		Y				Y							Y										Y			Y									Y		
	N-Methylperfluorooctanesulfonamidoethanol (N-MeFOSE)	SGS AXYS MLA-110	MLA-110	Y		Y	Y	Y		Y		Y				Y	Y	Y	Y	Y	Y				Y		Y	Y		Y		Y					Y	Y	Y
		DoD QSM Version 5.3	MLA-110		Y				Y							Y										Y			Y									Y		
	Perfluorobutanesulfonate (PFBS)	SGS AXYS MLA-060	MLA-060																																				
		SGS AXYS MLA-041	MLA-041																																				
		SGS AXYS MLA-043	MLA-043																																				
		SGS AXYS MLA-042	MLA-042	Y																																			
		SGS AXYS MLA-110	MLA-110	Y												Y																						Y	
		DoD QSM Version 5.3	MLA-110		Y	Y	Y	Y	Y	Y		Y				Y	Y	Y	Y	Y	Y				Y	Y	Y	Y	Y	Y		Y					Y	Y	Y
	Perfluorobutanoate (PFBA)	SGS AXYS MLA-060	MLA-060																																				
		SGS AXYS MLA-041	MLA-041																																				
		SGS AXYS MLA-043	MLA-043																																				
		SGS AXYS MLA-042	MLA-042	Y																																			
		SGS AXYS MLA-110	MLA-110	Y												Y																						Y	
		DoD QSM Version 5.3	MLA-110		Y	Y	Y	Y	Y	Y		Y				Y	Y	Y	Y	Y	Y				Y	Y	Y	Y	Y	Y		Y					Y	Y	Y
	Perfluorodecanesulfonate (PFDS)	SGS AXYS MLA-110	MLA-110	Y												Y																						Y	
		DoD QSM Version 5.3	MLA-110		Y	Y	Y	Y	Y	Y		Y				Y	Y	Y	Y	Y	Y				Y	Y	Y	Y	Y	Y		Y					Y	Y	Y
	Perfluorodecanoate (PFDA)	SGS AXYS MLA-060	MLA-060																																				
		SGS AXYS MLA-041	MLA-041																																				
		SGS AXYS MLA-043	MLA-043																																				
		SGS AXYS MLA-042	MLA-042	Y																																			
		SGS AXYS MLA-110	MLA-110	Y												Y																						Y	
		DoD QSM Version 5.3	MLA-110		Y	Y	Y	Y	Y	Y		Y				Y	Y	Y	Y	Y	Y				Y	Y	Y	Y	Y	Y		Y					Y	Y	Y
	Perfluorodecanoate (PFDA)	SGS AXYS MLA-060	MLA-060																																				
		SGS AXYS MLA-041	MLA-041																																				
		SGS AXYS MLA-043	MLA-043																																				
		SGS AXYS MLA-042	MLA-042	Y																																			
		SGS AXYS MLA-110	MLA-110	Y												Y																						Y	
		DoD QSM Version 5.3	MLA-110		Y	Y	Y	Y	Y	Y		Y				Y	Y	Y	Y	Y	Y				Y	Y	Y	Y	Y	Y		Y					Y	Y	Y
	Perfluorododecanesulfonate (PFDoS)	SGS AXYS MLA-110	MLA-110	Y		Y	Y	Y		Y		Y				Y	Y	Y	Y	Y	Y				Y		Y	Y		Y		Y					Y	Y	Y
		DoD QSM Version 5.3	MLA-110													Y																						Y	
	Perfluorododecanoate (PFDoA)	SGS AXYS MLA-060	MLA-060																																				
		SGS AXYS MLA-041	MLA-041																																				
		SGS AXYS MLA-043	MLA-043																																				
		SGS AXYS MLA-042	MLA-042	Y																																			
		SGS AXYS MLA-110	MLA-110	Y												Y																						Y	
		DoD QSM Version 5.3	MLA-110		Y	Y	Y	Y	Y	Y		Y				Y	Y	Y	Y	Y	Y				Y	Y	Y	Y	Y	Y		Y					Y	Y	Y
	Perfluoroheptanesulfonate (PFHpS)	SGS AXYS MLA-110	MLA-110	Y												Y																						Y	
		DoD QSM Version 5.3	MLA-110		Y	Y	Y	Y	Y	Y		Y				Y	Y	Y	Y	Y	Y				Y	Y	Y	Y	Y	Y		Y					Y	Y	Y
	Perfluoroheptanoate (PFHpA)	SGS AXYS MLA-060	MLA-060																																				
		SGS AXYS MLA-041	MLA-041																																				
		SGS AXYS MLA-043	MLA-043																																				
		SGS AXYS MLA-042	MLA-042	Y																																			
		SGS AXYS MLA-110	MLA-110	Y												Y																						Y	
		DoD QSM Version 5.3	MLA-110		Y	Y	Y	Y	Y	Y		Y				Y	Y	Y	Y	Y	Y				Y	Y	Y	Y	Y	Y		Y					Y	Y	Y
	Perfluorohexanesulfonate (PFHxS)	SGS AXYS MLA-060	MLA-060																																				
		SGS AXYS MLA-041	MLA-041																																				
		SGS AXYS MLA-043	MLA-043																																				
		SGS AXYS MLA-042	MLA-042	Y																																			
		SGS AXYS MLA-110	MLA-110	Y												Y																						Y	
		DoD QSM Version 5.3	MLA-110		Y	Y	Y	Y	Y	Y		Y				Y	Y	Y	Y	Y	Y				Y	Y	Y	Y	Y	Y		Y					Y	Y	Y
	Perfluorohexanoate (PFHxA)	SGS AXYS MLA-060	MLA-060																																				
		SGS AXYS MLA-041	MLA-041																																				
		SGS AXYS MLA-043	MLA-043																																				
		SGS AXYS MLA-042	MLA-042	Y																																			
		SGS AXYS MLA-110	MLA-110	Y												Y																						Y	
		DoD QSM Version 5.3	MLA-110		Y	Y	Y	Y	Y	Y		Y				Y	Y	Y	Y	Y	Y				Y	Y	Y	Y	Y	Y		Y					Y	Y	Y
	Perfluorononanesulfonate (PFNS)	SGS AXYS MLA-110	MLA-110	Y												Y																						Y	

Accreditation Scope

SGS AXYS Analytical Services Ltd.
file ref.: ACC-103 Rev. 60

				Serum	Solids												Tissue and Tissue Flora							Urine	Water	Water, Non-Potable										AFFF	
Compound Class	Compound	Accredited Method ID	SGS AXYS Method ID	CALA	Alaska DEC	ANAB DoD **	ANAB ISO 17025	CALA	California WB	Florida DOH	Maine DOH	Minnesota DOH	New Jersey DEP	New York DOH	Virginia DGS	Washington DE	ANAB DoD **	ANAB ISO 17025	CALA	Florida DOH	Minnesota DOH	New Jersey DEP	Virginia DGS	CALA	CALA	Alaska DEC	ANAB DoD **	ANAB ISO 17025	California WB	Florida DOH	Maine DOH	Minnesota DOH	New Jersey DEP	New York DOH	Pennsylvania DEP	Virginia DGS	Washington DE *	ANAB DoD **	ANAB ISO 17025
		DoD QSM Version 5.3	MLA-110		Y	Y	Y	Y	Y	Y		Y				Y	Y	Y	Y	Y	Y				Y	Y	Y	Y	Y	Y		Y					Y	Y	Y
	Perfluorononanoate (PFNA)	SGS AXYS MLA-060	MLA-060																																				
		SGS AXYS MLA-041	MLA-041																																				
		SGS AXYS MLA-043	MLA-043																																				
		SGS AXYS MLA-042	MLA-042	Y																																			
		SGS AXYS MLA-110	MLA-110	Y												Y																					Y		
		DoD QSM Version 5.3	MLA-110		Y	Y	Y	Y	Y	Y		Y				Y	Y	Y	Y	Y	Y				Y	Y	Y	Y	Y	Y		Y					Y	Y	Y
	Perfluorooctanesulfonamide (PFOSA), a.k.a. FOSA	SGS AXYS MLA-060	MLA-060																																				
		SGS AXYS MLA-041	MLA-041																																				
		SGS AXYS MLA-043	MLA-043																																				
		SGS AXYS MLA-042	MLA-042	Y																																			
		SGS AXYS MLA-110	MLA-110	Y												Y																					Y		
		DoD QSM Version 5.3	MLA-110		Y	Y	Y	Y	Y	Y		Y				Y	Y	Y	Y	Y	Y				Y	Y	Y	Y	Y	Y		Y					Y	Y	Y
	Perfluorooctanesulfonate (PFOS)	SGS AXYS MLA-060	MLA-060																																				
		SGS AXYS MLA-041	MLA-041																																				
		SGS AXYS MLA-043	MLA-043																																				
		SGS AXYS MLA-042	MLA-042	Y																																			
		SGS AXYS MLA-110	MLA-110	Y												Y																					Y		
		DoD QSM Version 5.3	MLA-110		Y	Y	Y	Y	Y	Y		Y				Y	Y	Y	Y	Y	Y				Y	Y	Y	Y	Y	Y		Y					Y	Y	Y
	Perfluorooctanoate (PFOA)	SGS AXYS MLA-060	MLA-060																																				
		SGS AXYS MLA-041	MLA-041																																				
		SGS AXYS MLA-043	MLA-043																																				
		SGS AXYS MLA-042	MLA-042	Y																																			
		SGS AXYS MLA-110	MLA-110	Y												Y																					Y		
		DoD QSM Version 5.3	MLA-110		Y	Y	Y	Y	Y	Y		Y				Y	Y	Y	Y	Y	Y				Y	Y	Y	Y	Y	Y		Y					Y	Y	Y
	Perfluoropentanesulfonate (PFPeS)	SGS AXYS MLA-110	MLA-110	Y												Y																					Y		
		DoD QSM Version 5.3	MLA-110		Y	Y	Y	Y	Y	Y		Y				Y	Y	Y	Y	Y	Y				Y	Y	Y	Y	Y	Y		Y					Y	Y	Y
	Perfluoropentanoate (PFPeA)	SGS AXYS MLA-060	MLA-060																																				
		SGS AXYS MLA-041	MLA-041																																				
		SGS AXYS MLA-043	MLA-043																																				
		SGS AXYS MLA-042	MLA-042	Y																																			
		SGS AXYS MLA-110	MLA-110	Y												Y																					Y		
		DoD QSM Version 5.3	MLA-110		Y	Y	Y	Y	Y	Y		Y				Y	Y	Y	Y	Y	Y				Y	Y	Y	Y	Y	Y		Y					Y	Y	Y
	Perfluorotetradecanoate (PFTeDA)	SGS AXYS MLA-110	MLA-110	Y												Y																					Y		
		DoD QSM Version 5.3	MLA-110		Y	Y	Y	Y	Y	Y		Y				Y	Y	Y	Y	Y	Y				Y	Y	Y	Y	Y	Y		Y					Y	Y	Y
	Perfluorotridecanoate (PFTrDA)	SGS AXYS MLA-110	MLA-110	Y												Y																					Y		
		DoD QSM Version 5.3	MLA-110		Y	Y	Y	Y	Y	Y		Y				Y	Y	Y	Y	Y	Y				Y	Y	Y	Y	Y	Y		Y					Y	Y	Y
	Perfluoroundecanoate (PFUnA)	SGS AXYS MLA-060	MLA-060																																				
		SGS AXYS MLA-041	MLA-041																																				
		SGS AXYS MLA-043	MLA-043																																				
		SGS AXYS MLA-042	MLA-042	Y																																			
		SGS AXYS MLA-110	MLA-110	Y												Y																					Y		
		DoD QSM Version 5.3	MLA-110		Y	Y	Y	Y	Y	Y		Y				Y	Y	Y	Y	Y	Y				Y	Y	Y	Y	Y	Y		Y					Y	Y	Y
	4,4,5,5,6,6,6-heptafluorohexanoic acid (3:3 FTCA)	SGS AXYS MLA-110	MLA-110			Y	Y	Y	Y	Y		Y				Y	Y	Y	Y	Y	Y				Y	Y	Y	Y	Y	Y		Y					Y	Y	
	2H,2H,3H,3H-perfluorooctanoic acid (5:3 FTCA)	SGS AXYS MLA-110	MLA-110			Y	Y	Y	Y	Y		Y				Y	Y	Y	Y	Y	Y				Y	Y	Y	Y	Y	Y		Y					Y	Y	
	2H,2H,3H,3H-perfluorodecanoic acid (7:3 FTCA)	SGS AXYS MLA-110	MLA-110			Y	Y	Y	Y	Y		Y				Y	Y	Y	Y	Y	Y				Y	Y	Y	Y	Y	Y		Y					Y	Y	
	Perfluoro-3-methoxypropanoic acid (PFMPA)	SGS AXYS MLA-110	MLA-110			Y	Y	Y	Y	Y		Y				Y	Y	Y	Y	Y	Y				Y	Y	Y	Y	Y	Y		Y					Y	Y	
	Perfluoro-4-methoxybutanoic acid (PFMBA)	SGS AXYS MLA-110	MLA-110			Y	Y	Y	Y	Y		Y				Y	Y	Y	Y	Y	Y				Y	Y	Y	Y	Y	Y		Y					Y	Y	
	Perfluoro(2-ethoxyethane) sulfonic acid (PFEESA)	SGS AXYS MLA-110	MLA-110			Y	Y	Y	Y	Y		Y				Y	Y	Y	Y	Y	Y				Y	Y	Y	Y	Y	Y		Y					Y	Y	
	Nonafluoro-3,6-dioxaheptanoic acid (NFDHA)	SGS AXYS MLA-110	MLA-110			Y	Y	Y	Y	Y		Y				Y	Y	Y	Y	Y	Y				Y	Y	Y	Y	Y	Y		Y					Y	Y	
PPCP	1,7-Dimethylxanthine	EPA 1694	MLA-075								Y																				Y								
		SGS AXYS MLA-075	MLA-075					Y																	Y														
	10-hydroxy-amitriptyline	SGS AXYS MLA-075	MLA-075					Y																	Y														
	2-hydroxy-ibuprofen	SGS AXYS MLA-075	MLA-075					Y																	Y														
	4-Epianhydrochlortetracycline (EACTC)	EPA 1694	MLA-075								Y																				Y								
		SGS AXYS MLA-075	MLA-075					Y																	Y														
	4-Epianhydrotetracycline (EATC)	EPA 1694	MLA-075								Y																				Y								
		SGS AXYS MLA-075	MLA-075					Y																	Y														
	4-Epichlortetracycline (ECTC)	EPA 1694	MLA-075								Y																				Y								
		SGS AXYS MLA-075	MLA-075					Y																	Y														
	4-Epioxytetracycline (EOTC)	EPA 1694	MLA-075								Y																				Y								
		SGS AXYS MLA-075	MLA-075					Y																	Y														
	4-Epitetracycline (ETC)	EPA 1694	MLA-075								Y																				Y								
		SGS AXYS MLA-075	MLA-075					Y																	Y														
	Acetaminophen	EPA 1694	MLA-075								Y																				Y								
		SGS AXYS MLA-075	MLA-075					Y																	Y														
	Albuterol	EPA 1694	MLA-075								Y																				Y								
		SGS AXYS MLA-075	MLA-075					Y																	Y														
	Alprazolam	SGS AXYS MLA-075	MLA-075					Y																	Y														

Accreditation Scope

SGS AXYS Analytical Services Ltd.
file ref.: ACC-103 Rev. 60

				Serum	Solids												Tissue and Tissue Flora							Urine	Water	Water, Non-Potable										AFFF	
Compound Class	Compound	Accredited Method ID	SGS AXYS Method ID	CALA	Alaska DEC	ANAB DoD **	ANAB ISO 17025	CALA	California WB	Florida DOH	Maine DOH	Minnesota DOH	New Jersey DEP	New York DOH	Virginia DGS	Washington DE	ANAB DoD **	ANAB ISO 17025	CALA	Florida DOH	Minnesota DOH	New Jersey DEP	Virginia DGS	CALA	CALA	Alaska DEC	ANAB DoD **	ANAB ISO 17025	California WB	Florida DOH	Maine DOH	Minnesota DOH	New Jersey DEP	New York DOH	Pennsylvania DEP	Virginia DGS	Washington DE *	ANAB DoD **	ANAB ISO 17025
	Amitriptyline	SGS AXYS MLA-075	MLA-075					Y																	Y														
	Amlodipine	SGS AXYS MLA-075	MLA-075					Y																	Y														
	Amphetamine	SGS AXYS MLA-075	MLA-075					Y																	Y														
	Anhydrochlortetracycline (ACTC)	EPA 1694	MLA-075								Y																				Y								
		SGS AXYS MLA-075	MLA-075					Y																	Y														
	Anhydrotetracycline (ATC)	EPA 1694	MLA-075								Y																				Y								
		SGS AXYS MLA-075	MLA-075					Y																	Y														
	Atenolol	SGS AXYS MLA-075	MLA-075					Y																	Y														
	Atorvastatin	SGS AXYS MLA-075	MLA-075					Y																	Y														
	Azithromycin	EPA 1694	MLA-075								Y																				Y								
		SGS AXYS MLA-075	MLA-075					Y																	Y														
	Benzoylecgonine	SGS AXYS MLA-075	MLA-075					Y																	Y														
	Benztropine	SGS AXYS MLA-075	MLA-075					Y																	Y														
	Betamethasone	SGS AXYS MLA-075	MLA-075					Y																	Y														
	Bisphenol A	EPA 1694	MLA-075								Y																				Y								
		SGS AXYS MLA-075	MLA-075					Y																	Y														
	Caffeine	EPA 1694	MLA-075								Y																				Y								
		SGS AXYS MLA-075	MLA-075					Y																	Y														
	Carbadox	EPA 1694	MLA-075								Y																				Y								
		SGS AXYS MLA-075	MLA-075					Y																	Y														
	Carbamazepine	EPA 1694	MLA-075								Y																				Y								
		SGS AXYS MLA-075	MLA-075					Y																	Y														
	Cefotaxime	EPA 1694	MLA-075								Y																				Y								
		SGS AXYS MLA-075	MLA-075					Y																	Y														
	Chlortetracycline (CTC)	EPA 1694	MLA-075								Y																				Y								
		SGS AXYS MLA-075	MLA-075					Y																	Y														
	Cimetidine	EPA 1694	MLA-075								Y																				Y								
		SGS AXYS MLA-075	MLA-075					Y																	Y														
	Ciprofloxacin	EPA 1694	MLA-075								Y																				Y								
		SGS AXYS MLA-075	MLA-075					Y																	Y														
	Clarithromycin	EPA 1694	MLA-075								Y																				Y								
		SGS AXYS MLA-075	MLA-075					Y																	Y														
	Clinafloxacin	EPA 1694	MLA-075								Y																				Y								
		SGS AXYS MLA-075	MLA-075					Y																	Y														
	Clonidine	SGS AXYS MLA-075	MLA-075					Y																	Y														
	Cloxacillin	EPA 1694	MLA-075								Y																				Y								
		SGS AXYS MLA-075	MLA-075					Y																	Y														
	Cocaine	SGS AXYS MLA-075	MLA-075					Y																	Y														
	Codeine	EPA 1694	MLA-075								Y																				Y								
		SGS AXYS MLA-075	MLA-075					Y																	Y														
	Cotinine	EPA 1694	MLA-075								Y																				Y								
		SGS AXYS MLA-075	MLA-075					Y																	Y														
	DEET (N,N-diethyl-m-toluamide)	SGS AXYS MLA-075	MLA-075					Y																	Y														
	Dehydronifedipine	EPA 1694	MLA-075								Y																				Y								
		SGS AXYS MLA-075	MLA-075					Y																	Y														
	Demeclocycline	EPA 1694	MLA-075								Y																				Y								
		SGS AXYS MLA-075	MLA-075					Y																	Y														
	Desmethyldiltiazem	SGS AXYS MLA-075	MLA-075					Y																	Y														
	Diazepam	SGS AXYS MLA-075	MLA-075					Y																	Y														
	Digoxigenin	EPA 1694	MLA-075								Y																				Y								
		SGS AXYS MLA-075	MLA-075					Y																	Y														
	Digoxin	EPA 1694	MLA-075								Y																				Y								
		SGS AXYS MLA-075	MLA-075					Y																	Y														
	Diltiazem	EPA 1694	MLA-075								Y																				Y								
		SGS AXYS MLA-075	MLA-075					Y																	Y														
	Diphenhydramine	EPA 1694	MLA-075								Y																				Y								
		SGS AXYS MLA-075	MLA-075					Y																	Y														
	Doxycycline	EPA 1694	MLA-075								Y																				Y								
		SGS AXYS MLA-075	MLA-075					Y																	Y														
	Enalapril	EPA 1694	MLA-075								Y																				Y								
		SGS AXYS MLA-075	MLA-075					Y																	Y														
	Enrofloxacin	EPA 1694	MLA-075								Y																				Y								
		SGS AXYS MLA-075	MLA-075					Y																	Y														
	Erythromycin	SGS AXYS MLA-075	MLA-075					Y																	Y														
	Erythromycin anydrate	EPA 1694	MLA-075								Y																				Y								
	Flumequine	EPA 1694	MLA-075								Y																				Y								
		SGS AXYS MLA-075	MLA-075					Y																	Y														
	Fluocinonide	SGS AXYS MLA-075	MLA-075					Y																	Y														
	Fluoxetine	EPA 1694	MLA-075								Y																				Y								
		SGS AXYS MLA-075	MLA-075					Y																	Y														
	Fluticasone propionate	SGS AXYS MLA-075	MLA-075					Y																	Y														
	Furosemide	SGS AXYS MLA-075	MLA-075					Y																	Y														
	Gemfibrozil	EPA 1694	MLA-075								Y																				Y								

Accreditation Scope

SGS AXYS Analytical Services Ltd.
file ref.: ACC-103 Rev. 60

				Serum	Solids												Tissue and Tissue Flora							Urine	Water	Water, Non-Potable										AFFF	
Compound Class	Compound	Accredited Method ID	SGS AXYS Method ID	CALA	Alaska DEC	ANAB DoD **	ANAB ISO 17025	CALA	California WB	Florida DOH	Maine DOH	Minnesota DOH	New Jersey DEP	New York DOH	Virginia DGS	Washington DE	ANAB DoD **	ANAB ISO 17025	CALA	Florida DOH	Minnesota DOH	New Jersey DEP	Virginia DGS	CALA	CALA	Alaska DEC	ANAB DoD **	ANAB ISO 17025	California WB	Florida DOH	Maine DOH	Minnesota DOH	New Jersey DEP	New York DOH	Pennsylvania DEP	Virginia DGS	Washington DE *	ANAB DoD **	ANAB ISO 17025
		SGS AXYS MLA-075	MLA-075					Y																	Y														
	Glipizide	SGS AXYS MLA-075	MLA-075					Y																	Y														
	Glyburide	SGS AXYS MLA-075	MLA-075					Y																	Y														
	Hydrochlorothiazide	SGS AXYS MLA-075	MLA-075					Y																	Y														
	Hydrocodone	SGS AXYS MLA-075	MLA-075					Y																	Y														
	Hydrocortisone	SGS AXYS MLA-075	MLA-075					Y																	Y														
	Ibuprofen	EPA 1694	MLA-075								Y																				Y								
		SGS AXYS MLA-075	MLA-075					Y																	Y														
	Isochlortetracycline (ICTC)	EPA 1694	MLA-075								Y																				Y								
		SGS AXYS MLA-075	MLA-075					Y																	Y														
	Lincomycin	EPA 1694	MLA-075								Y																				Y								
		SGS AXYS MLA-075	MLA-075					Y																	Y														
	Lomefloxacin	EPA 1694	MLA-075								Y																				Y								
		SGS AXYS MLA-075	MLA-075					Y																	Y														
	Meprobamate	SGS AXYS MLA-075	MLA-075					Y																	Y														
	Metformin	EPA 1694	MLA-075								Y																				Y								
		SGS AXYS MLA-075	MLA-075					Y																	Y														
	Methylprednisolone	SGS AXYS MLA-075	MLA-075					Y																	Y														
	Metoprolol	SGS AXYS MLA-075	MLA-075					Y																	Y														
	Miconazole	EPA 1694	MLA-075								Y																				Y								
		SGS AXYS MLA-075	MLA-075					Y																	Y														
	Minocycline	EPA 1694	MLA-075								Y																				Y								
		SGS AXYS MLA-075	MLA-075					Y																	Y														
	Naproxen	EPA 1694	MLA-075								Y																				Y								
		SGS AXYS MLA-075	MLA-075					Y																	Y														
	Norfloxacin	EPA 1694	MLA-075								Y																				Y								
		SGS AXYS MLA-075	MLA-075					Y																	Y														
	Norfluoxetine	SGS AXYS MLA-075	MLA-075					Y																	Y														
	Norgestimate	EPA 1694	MLA-075								Y																				Y								
		SGS AXYS MLA-075	MLA-075					Y																	Y														
	Norverapamil	SGS AXYS MLA-075	MLA-075					Y																	Y														
	Ofloxacin	EPA 1694	MLA-075								Y																				Y								
		SGS AXYS MLA-075	MLA-075					Y																	Y														
	Ormetoprim	EPA 1694	MLA-075								Y																				Y								
		SGS AXYS MLA-075	MLA-075					Y																	Y														
	Oxacillin	EPA 1694	MLA-075								Y																				Y								
		SGS AXYS MLA-075	MLA-075					Y																	Y														
	Oxolinic acid	EPA 1694	MLA-075								Y																				Y								
		SGS AXYS MLA-075	MLA-075					Y																	Y														
	Oxycodone	EPA 1694	MLA-075								Y																				Y								
		SGS AXYS MLA-075	MLA-075					Y																	Y														
	Oxytetracycline (OTC)	EPA 1694	MLA-075								Y																				Y								
		SGS AXYS MLA-075	MLA-075					Y																	Y														
	Paroxetine	EPA 1694	MLA-075								Y																				Y								
		SGS AXYS MLA-075	MLA-075					Y																	Y														
	Penicillin G	EPA 1694	MLA-075								Y																				Y								
		SGS AXYS MLA-075	MLA-075					Y																	Y														
	Penicillin V	EPA 1694	MLA-075								Y																				Y								
		SGS AXYS MLA-075	MLA-075					Y																	Y														
	Prednisolone	SGS AXYS MLA-075	MLA-075					Y																	Y														
	Prednisone	SGS AXYS MLA-075	MLA-075					Y																	Y														
	Promethazine	SGS AXYS MLA-075	MLA-075					Y																	Y														
	Propoxyphene	SGS AXYS MLA-075	MLA-075					Y																	Y														
	Propranolol	SGS AXYS MLA-075	MLA-075					Y																	Y														
	Ranitidine	EPA 1694	MLA-075								Y																				Y								
		SGS AXYS MLA-075	MLA-075					Y																	Y														
	Roxithromycin	EPA 1694	MLA-075								Y																				Y								
		SGS AXYS MLA-075	MLA-075					Y																	Y														
	Sarafloxacin	EPA 1694	MLA-075								Y																				Y								
		SGS AXYS MLA-075	MLA-075					Y																	Y														
	Sertraline	SGS AXYS MLA-075	MLA-075					Y																	Y														
	Simvastatin	SGS AXYS MLA-075	MLA-075					Y																	Y														
	Sulfachloropyridazine	EPA 1694	MLA-075								Y																				Y								
		SGS AXYS MLA-075	MLA-075					Y																	Y														
	Sulfadiazine	EPA 1694	MLA-075								Y																				Y								
		SGS AXYS MLA-075	MLA-075					Y																	Y														
	Sulfadimethoxine	EPA 1694	MLA-075								Y																				Y								
		SGS AXYS MLA-075	MLA-075					Y																	Y														
	Sulfamerazine	EPA 1694	MLA-075								Y																				Y								
		SGS AXYS MLA-075	MLA-075					Y																	Y														
	Sulfamethazine	EPA 1694	MLA-075								Y																				Y								
		SGS AXYS MLA-075	MLA-075					Y																	Y														
	Sulfamethizole	EPA 1694	MLA-075								Y																				Y								

Accreditation Scope

SGS AXYS Analytical Services Ltd.
file ref.: ACC-103 Rev. 60

				Serum	Solids												Tissue and Tissue Flora							Urine	Water	Water, Non-Potable										AFFF	
Compound Class	Compound	Accredited Method ID	SGS AXYS Method ID	CALA	Alaska DEC	ANAB DoD **	ANAB ISO 17025	CALA	California WB	Florida DOH	Maine DOH	Minnesota DOH	New Jersey DEP	New York DOH	Virginia DGS	Washington DE	ANAB DoD **	ANAB ISO 17025	CALA	Florida DOH	Minnesota DOH	New Jersey DEP	Virginia DGS	CALA	CALA	Alaska DEC	ANAB DoD **	ANAB ISO 17025	California WB	Florida DOH	Maine DOH	Minnesota DOH	New Jersey DEP	New York DOH	Pennsylvania DEP	Virginia DGS	Washington DE *	ANAB DoD **	ANAB ISO 17025
		SGS AXYS MLA-075	MLA-075					Y																	Y														
	Sulfamethoxazole	EPA 1694	MLA-075								Y																				Y								
		SGS AXYS MLA-075	MLA-075					Y																	Y														
	Sulfanilamide	EPA 1694	MLA-075								Y																				Y								
		SGS AXYS MLA-075	MLA-075					Y																	Y														
	Sulfathiazole	EPA 1694	MLA-075								Y																				Y								
		SGS AXYS MLA-075	MLA-075					Y																	Y														
	Tetracycline (TC)	EPA 1694	MLA-075								Y																				Y								
		SGS AXYS MLA-075	MLA-075					Y																	Y														
	Theophylline	SGS AXYS MLA-075	MLA-075					Y																	Y														
	Thiabendazole	EPA 1694	MLA-075								Y																				Y								
		SGS AXYS MLA-075	MLA-075					Y																	Y														
	Trenbolone	SGS AXYS MLA-075	MLA-075					Y																	Y														
	Trenbolone acetate	SGS AXYS MLA-075	MLA-075					Y																	Y														
	Triamterene	SGS AXYS MLA-075	MLA-075					Y																	Y														
	Triclocarban	EPA 1694	MLA-075								Y																				Y								
		SGS AXYS MLA-075	MLA-075					Y																	Y														
	Triclosan	EPA 1694	MLA-075								Y																				Y								
		SGS AXYS MLA-075	MLA-075					Y																	Y														
	Trimethoprim	EPA 1694	MLA-075								Y																				Y								
		SGS AXYS MLA-075	MLA-075					Y																	Y														
	Tylosin	EPA 1694	MLA-075								Y																				Y								
		SGS AXYS MLA-075	MLA-075					Y																	Y														
	Valsartan	SGS AXYS MLA-075	MLA-075					Y																	Y														
	Verapamil	SGS AXYS MLA-075	MLA-075					Y																	Y														
	Virginiamycin	EPA 1694	MLA-075								Y																				Y								
		SGS AXYS MLA-075	MLA-075					Y																	Y														
	Warfarin	EPA 1694	MLA-075								Y																				Y								
		SGS AXYS MLA-075	MLA-075					Y																	Y														
Targeted Metabolites	11, 14, 17-eicosatrienoic acid (eicosatrienoic acid)	SGS AXYS MLM-001	MLM-001																Y																				
	11, 14-eicosadienoic acid	SGS AXYS MLM-001	MLM-001																Y																				
	3-hydroxytyrosine	SGS AXYS MLM-001	MLM-001	Y															Y					Y															
	Acetylcarnitine	SGS AXYS MLM-001	MLM-001	Y															Y					Y															
	Acetylornithine	SGS AXYS MLM-001	MLM-001	Y															Y					Y															
	Alanine	SGS AXYS MLM-001	MLM-001	Y															Y					Y															
	alpha-Aminoadipic acid	SGS AXYS MLM-001	MLM-001	Y															Y					Y															
	Arginine	SGS AXYS MLM-001	MLM-001	Y															Y					Y															
	Asparagine	SGS AXYS MLM-001	MLM-001	Y															Y					Y															
	Aspartate	SGS AXYS MLM-001	MLM-001	Y															Y					Y															
	Asymmetric dimethylarginine	SGS AXYS MLM-001	MLM-001	Y															Y					Y															
	Butenylcarnitine	SGS AXYS MLM-001	MLM-001	Y															Y					Y															
	Butyrylcarnitine	SGS AXYS MLM-001	MLM-001	Y															Y					Y															
	C22:5 ISOMER 1 (tentatively all-cis-4, 8, 12, 15, 19-docosapentaenoic acid)	SGS AXYS MLM-001	MLM-001																Y																				
	C22:5 ISOMER 2 (all-cis-7,10,13,16,19-docosapentaenoic acid (DPA)	SGS AXYS MLM-001	MLM-001																Y																				
	C22:5 ISOMER 3 (tentatively all-cis-4, 7, 10, 13, 16-docosapentaenoic acid)	SGS AXYS MLM-001	MLM-001																Y																				
	Carnitine	SGS AXYS MLM-001	MLM-001	Y															Y					Y															
	Carnosine	SGS AXYS MLM-001	MLM-001	Y															Y					Y															
	chenodeoxycholic acid	SGS AXYS MLM-001	MLM-001	Y															Y					Y															
	cholic acid	SGS AXYS MLM-001	MLM-001	Y															Y					Y															
	Citrulline	SGS AXYS MLM-001	MLM-001	Y															Y					Y															
	Creatinine	SGS AXYS MLM-001	MLM-001	Y															Y					Y															
	Decadienylcarnitine	SGS AXYS MLM-001	MLM-001	Y															Y					Y															
	decanoic acid (capric acid)	SGS AXYS MLM-001	MLM-001																Y																				
	Decanoylcarnitine	SGS AXYS MLM-001	MLM-001	Y															Y					Y															
	Decenoylcarnitine	SGS AXYS MLM-001	MLM-001	Y															Y					Y															
	deoxycholic acid	SGS AXYS MLM-001	MLM-001	Y															Y					Y															
	docosahexaenoic acid (DHA)	SGS AXYS MLM-001	MLM-001																Y																				
	docosatetraenoic acid (adrenic acid)	SGS AXYS MLM-001	MLM-001																Y																				
	Dodecanedioylcarnitine	SGS AXYS MLM-001	MLM-001	Y															Y					Y															
	Dodecanoylcarnitine	SGS AXYS MLM-001	MLM-001	Y															Y					Y															
	Dodecenoylcarnitine	SGS AXYS MLM-001	MLM-001	Y															Y					Y															
	Dopamine	SGS AXYS MLM-001	MLM-001	Y															Y					Y															
	eicosapentaenoic acid (EPA)	SGS AXYS MLM-001	MLM-001																Y																				
	Eicosatetraenoic acid (arachidonic acid)	SGS AXYS MLM-001	MLM-001																Y																				
	eicosatrienoic acid (dihomo-γ-linolenic acid)	SGS AXYS MLM-001	MLM-001																Y																				
	Glutaconylcarnitine	SGS AXYS MLM-001	MLM-001	Y															Y					Y															
	Glutamate	SGS AXYS MLM-001	MLM-001	Y															Y					Y															
	Glutamine	SGS AXYS MLM-001	MLM-001	Y															Y					Y															
	Glutarylcarnitine (Hydroxyhexanoylcarnitine)	SGS AXYS MLM-001	MLM-001	Y															Y					Y															
	Glycine	SGS AXYS MLM-001	MLM-001	Y															Y					Y															
	glycochenodeoxycholic acid	SGS AXYS MLM-001	MLM-001	Y															Y					Y															
	glycocholic acid	SGS AXYS MLM-001	MLM-001	Y															Y					Y															
	glycodeoxycholic acid	SGS AXYS MLM-001	MLM-001	Y															Y					Y															

Accreditation Scope

SGS AXYS Analytical Services Ltd.
file ref.: ACC-103 Rev. 60

				Serum	Solids												Tissue and Tissue Flora							Urine	Water	Water, Non-Potable										AFFF	
Compound Class	Compound	Accredited Method ID	SGS AXYS Method ID	CALA	Alaska DEC	ANAB DoD **	ANAB ISO 17025	CALA	California WB	Florida DOH	Maine DOH	Minnesota DOH	New Jersey DEP	New York DOH	Virginia DGS	Washington DE	ANAB DoD **	ANAB ISO 17025	CALA	Florida DOH	Minnesota DOH	New Jersey DEP	Virginia DGS	CALA	CALA	Alaska DEC	ANAB DoD **	ANAB ISO 17025	California WB	Florida DOH	Maine DOH	Minnesota DOH	New Jersey DEP	New York DOH	Pennsylvania DEP	Virginia DGS	Washington DE *	ANAB DoD **	ANAB ISO 17025
	Hexadecadienylcarnitine	SGS AXYS MLM-001	MLM-001	Y															Y					Y														
	hexadecanoic acid (palmitic acid)	SGS AXYS MLM-001	MLM-001																Y																			
	Hexadecanoylcarnitine	SGS AXYS MLM-001	MLM-001	Y															Y					Y														
	hexadecenoic acid (palmitoleic acid)	SGS AXYS MLM-001	MLM-001																Y																			
	Hexadecenoylcarnitine	SGS AXYS MLM-001	MLM-001	Y															Y					Y														
	Hexanoylcarnitine (Fumarylcarnitine)	SGS AXYS MLM-001	MLM-001	Y															Y					Y														
	Hexenoylcarnitine	SGS AXYS MLM-001	MLM-001	Y															Y					Y														
	Hexose (sum isomers)	SGS AXYS MLM-001	MLM-001	Y															Y					Y														
	Histamine	SGS AXYS MLM-001	MLM-001	Y															Y					Y														
	Histidine	SGS AXYS MLM-001	MLM-001	Y															Y					Y														
	Hydroxyhexadecadienylcarnitine	SGS AXYS MLM-001	MLM-001	Y															Y					Y														
	Hydroxyhexadecanoylcarnitine	SGS AXYS MLM-001	MLM-001	Y															Y					Y														
	Hydroxyhexadecenoylcarnitine	SGS AXYS MLM-001	MLM-001	Y															Y					Y														
	Hydroxylbutyrylcarnitine	SGS AXYS MLM-001	MLM-001	Y															Y					Y														
	Hydroxyoctadecenoylcarnitine	SGS AXYS MLM-001	MLM-001	Y															Y					Y														
	Hydroxyproline	SGS AXYS MLM-001	MLM-001	Y															Y					Y														
	Hydroxypropionylcarnitine	SGS AXYS MLM-001	MLM-001	Y															Y					Y														
	Hydroxysphingomyeline C14:1	SGS AXYS MLM-001	MLM-001	Y															Y					Y														
	Hydroxysphingomyeline C16:1	SGS AXYS MLM-001	MLM-001	Y															Y					Y														
	Hydroxysphingomyeline C22:1	SGS AXYS MLM-001	MLM-001	Y															Y					Y														
	Hydroxysphingomyeline C22:2	SGS AXYS MLM-001	MLM-001	Y															Y					Y														
	Hydroxysphingomyeline C24:1	SGS AXYS MLM-001	MLM-001	Y															Y					Y														
	Hydroxytetradecadienylcarnitine	SGS AXYS MLM-001	MLM-001	Y															Y					Y														
	Hydroxytetradecenoylcarnitine	SGS AXYS MLM-001	MLM-001	Y															Y					Y														
	Hydroxyvalerylcarnitine (Methylmalonylcarnitine)	SGS AXYS MLM-001	MLM-001	Y															Y					Y														
	Isoleucine	SGS AXYS MLM-001	MLM-001	Y															Y					Y														
	Kynurenine	SGS AXYS MLM-001	MLM-001	Y															Y					Y														
	Leucine	SGS AXYS MLM-001	MLM-001	Y															Y					Y														
	lithocholic acid	SGS AXYS MLM-001	MLM-001	Y															Y					Y														
	Lysine	SGS AXYS MLM-001	MLM-001	Y															Y					Y														
	lysoPhosphatidylcholine acyl C14:0	SGS AXYS MLM-001	MLM-001	Y															Y					Y														
	lysoPhosphatidylcholine acyl C16:0	SGS AXYS MLM-001	MLM-001	Y															Y					Y														
	lysoPhosphatidylcholine acyl C16:1	SGS AXYS MLM-001	MLM-001	Y															Y					Y														
	lysoPhosphatidylcholine acyl C17:0	SGS AXYS MLM-001	MLM-001	Y															Y					Y														
	lysoPhosphatidylcholine acyl C18:0	SGS AXYS MLM-001	MLM-001	Y															Y					Y														
	lysoPhosphatidylcholine acyl C18:1	SGS AXYS MLM-001	MLM-001	Y															Y					Y														
	lysoPhosphatidylcholine acyl C18:2	SGS AXYS MLM-001	MLM-001	Y															Y					Y														
	lysoPhosphatidylcholine acyl C20:3	SGS AXYS MLM-001	MLM-001	Y															Y					Y														
	lysoPhosphatidylcholine acyl C20:4	SGS AXYS MLM-001	MLM-001	Y															Y					Y														
	lysoPhosphatidylcholine acyl C24:0	SGS AXYS MLM-001	MLM-001	Y															Y					Y														
	lysoPhosphatidylcholine acyl C26:1	SGS AXYS MLM-001	MLM-001	Y															Y					Y														
	lysoPhosphatidylcholine acyl C28:0	SGS AXYS MLM-001	MLM-001	Y															Y					Y														
	lysoPhosphatidylcholine acyl C28:1	SGS AXYS MLM-001	MLM-001	Y															Y					Y														
	Methionine	SGS AXYS MLM-001	MLM-001	Y															Y					Y														
	Methioninesulfoxide	SGS AXYS MLM-001	MLM-001	Y															Y					Y														
	Methylglutarylcarnitine	SGS AXYS MLM-001	MLM-001	Y															Y					Y														
	Nitrotyrosine	SGS AXYS MLM-001	MLM-001	Y															Y					Y														
	Nonaylcarnitine	SGS AXYS MLM-001	MLM-001	Y															Y					Y														
	octadecadienoic acid (linoleic acid)	SGS AXYS MLM-001	MLM-001																Y																			
	Octadecadienylcarnitine	SGS AXYS MLM-001	MLM-001	Y															Y					Y														
	octadecanoic acid (stearic acid)	SGS AXYS MLM-001	MLM-001																Y																			
	Octadecanoylcarnitine	SGS AXYS MLM-001	MLM-001	Y															Y					Y														
	octadecatrienoic acid (γ-linolenic acid)	SGS AXYS MLM-001	MLM-001																Y																			
	Octadecenoylcarnitine	SGS AXYS MLM-001	MLM-001	Y															Y					Y														
	Octanoylcarnitine	SGS AXYS MLM-001	MLM-001	Y															Y					Y														
	Ornithine	SGS AXYS MLM-001	MLM-001	Y															Y					Y														
	Phenylalanine	SGS AXYS MLM-001	MLM-001	Y															Y					Y														
	Phenylethylamine	SGS AXYS MLM-001	MLM-001	Y															Y					Y														
	Phosphatidylcholine acyl-alkyl C30:0	SGS AXYS MLM-001	MLM-001	Y															Y					Y														
	Phosphatidylcholine acyl-alkyl C30:1	SGS AXYS MLM-001	MLM-001	Y															Y					Y														
	Phosphatidylcholine acyl-alkyl C30:2	SGS AXYS MLM-001	MLM-001	Y															Y					Y														
	Phosphatidylcholine acyl-alkyl C32:1	SGS AXYS MLM-001	MLM-001	Y															Y					Y														
	Phosphatidylcholine acyl-alkyl C32:2	SGS AXYS MLM-001	MLM-001	Y															Y					Y														
	Phosphatidylcholine acyl-alkyl C34:0	SGS AXYS MLM-001	MLM-001	Y															Y					Y														
	Phosphatidylcholine acyl-alkyl C34:1	SGS AXYS MLM-001	MLM-001	Y															Y					Y														
	Phosphatidylcholine acyl-alkyl C34:2	SGS AXYS MLM-001	MLM-001	Y															Y					Y														
	Phosphatidylcholine acyl-alkyl C34:3	SGS AXYS MLM-001	MLM-001	Y															Y					Y														
	Phosphatidylcholine acyl-alkyl C36:0	SGS AXYS MLM-001	MLM-001	Y															Y					Y														
	Phosphatidylcholine acyl-alkyl C36:1	SGS AXYS MLM-001	MLM-001	Y															Y					Y														
	Phosphatidylcholine acyl-alkyl C36:2	SGS AXYS MLM-001	MLM-001	Y															Y					Y														
	Phosphatidylcholine acyl-alkyl C36:3	SGS AXYS MLM-001	MLM-001	Y															Y					Y														
	Phosphatidylcholine acyl-alkyl C36:4	SGS AXYS MLM-001	MLM-001	Y															Y					Y														
	Phosphatidylcholine acyl-alkyl C36:5	SGS AXYS MLM-001	MLM-001	Y															Y					Y														

Accreditation Scope

SGS AXYS Analytical Services Ltd.
file ref.: ACC-103 Rev. 60

				Serum	Solids												Tissue and Tissue Flora							Urine	Water	Water, Non-Potable										AFFF	
Compound Class	Compound	Accredited Method ID	SGS AXYS Method ID	CALA	Alaska DEC	ANAB DoD **	ANAB ISO 17025	CALA	California WB	Florida DOH	Maine DOH	Minnesota DOH	New Jersey DEP	New York DOH	Virginia DGS	Washington DE	ANAB DoD **	ANAB ISO 17025	CALA	Florida DOH	Minnesota DOH	New Jersey DEP	Virginia DGS	CALA	CALA	Alaska DEC	ANAB DoD **	ANAB ISO 17025	California WB	Florida DOH	Maine DOH	Minnesota DOH	New Jersey DEP	New York DOH	Pennsylvania DEP	Virginia DGS	Washington DE *	ANAB DoD **	ANAB ISO 17025
	Phosphatidylcholine acyl-alkyl C38:0	SGS AXYS MLM-001	MLM-001	Y															Y					Y														
	Phosphatidylcholine acyl-alkyl C38:1	SGS AXYS MLM-001	MLM-001	Y															Y					Y														
	Phosphatidylcholine acyl-alkyl C38:2	SGS AXYS MLM-001	MLM-001	Y															Y					Y														
	Phosphatidylcholine acyl-alkyl C38:3	SGS AXYS MLM-001	MLM-001	Y															Y					Y														
	Phosphatidylcholine acyl-alkyl C38:5	SGS AXYS MLM-001	MLM-001	Y															Y					Y														
	Phosphatidylcholine acyl-alkyl C38:6	SGS AXYS MLM-001	MLM-001	Y															Y					Y														
	Phosphatidylcholine acyl-alkyl C40:1	SGS AXYS MLM-001	MLM-001	Y															Y					Y														
	Phosphatidylcholine acyl-alkyl C40:2	SGS AXYS MLM-001	MLM-001	Y															Y					Y														
	Phosphatidylcholine acyl-alkyl C40:3	SGS AXYS MLM-001	MLM-001	Y															Y					Y														
	Phosphatidylcholine acyl-alkyl C40:4	SGS AXYS MLM-001	MLM-001	Y															Y					Y														
	Phosphatidylcholine acyl-alkyl C40:5	SGS AXYS MLM-001	MLM-001	Y															Y					Y														
	Phosphatidylcholine acyl-alkyl C40:6	SGS AXYS MLM-001	MLM-001	Y															Y					Y														
	Phosphatidylcholine acyl-alkyl C42:0	SGS AXYS MLM-001	MLM-001	Y															Y					Y														
	Phosphatidylcholine acyl-alkyl C42:1	SGS AXYS MLM-001	MLM-001	Y															Y					Y														
	Phosphatidylcholine acyl-alkyl C42:2	SGS AXYS MLM-001	MLM-001	Y															Y					Y														
	Phosphatidylcholine acyl-alkyl C42:3	SGS AXYS MLM-001	MLM-001	Y															Y					Y														
	Phosphatidylcholine acyl-alkyl C42:4	SGS AXYS MLM-001	MLM-001	Y															Y					Y														
	Phosphatidylcholine acyl-alkyl C42:5	SGS AXYS MLM-001	MLM-001	Y															Y					Y														
	Phosphatidylcholine acyl-alkyl C44:3	SGS AXYS MLM-001	MLM-001	Y															Y					Y														
	Phosphatidylcholine acyl-alkyl C44:4	SGS AXYS MLM-001	MLM-001	Y															Y					Y														
	Phosphatidylcholine acyl-alkyl C44:5	SGS AXYS MLM-001	MLM-001	Y															Y					Y														
	Phosphatidylcholine acyl-alkyl C44:6	SGS AXYS MLM-001	MLM-001	Y															Y					Y														
	Phosphatidylcholine diacyl C24:0	SGS AXYS MLM-001	MLM-001	Y															Y					Y														
	Phosphatidylcholine diacyl C26:0	SGS AXYS MLM-001	MLM-001	Y															Y					Y														
	Phosphatidylcholine diacyl C28:1	SGS AXYS MLM-001	MLM-001	Y															Y					Y														
	Phosphatidylcholine diacyl C30:0	SGS AXYS MLM-001	MLM-001	Y															Y					Y														
	Phosphatidylcholine diacyl C30:2	SGS AXYS MLM-001	MLM-001	Y															Y					Y														
	Phosphatidylcholine diacyl C32:0	SGS AXYS MLM-001	MLM-001	Y															Y					Y														
	Phosphatidylcholine diacyl C32:1	SGS AXYS MLM-001	MLM-001	Y															Y					Y														
	Phosphatidylcholine diacyl C32:2	SGS AXYS MLM-001	MLM-001	Y															Y					Y														
	Phosphatidylcholine diacyl C32:3	SGS AXYS MLM-001	MLM-001	Y															Y					Y														
	Phosphatidylcholine diacyl C34:1	SGS AXYS MLM-001	MLM-001	Y															Y					Y														
	Phosphatidylcholine diacyl C34:2	SGS AXYS MLM-001	MLM-001	Y															Y					Y														
	Phosphatidylcholine diacyl C34:3	SGS AXYS MLM-001	MLM-001	Y															Y					Y														
	Phosphatidylcholine diacyl C34:4	SGS AXYS MLM-001	MLM-001	Y															Y					Y														
	Phosphatidylcholine diacyl C36:0	SGS AXYS MLM-001	MLM-001	Y															Y					Y														
	Phosphatidylcholine diacyl C36:1	SGS AXYS MLM-001	MLM-001	Y															Y					Y														
	Phosphatidylcholine diacyl C36:2	SGS AXYS MLM-001	MLM-001	Y															Y					Y														
	Phosphatidylcholine diacyl C36:3	SGS AXYS MLM-001	MLM-001	Y															Y					Y														
	Phosphatidylcholine diacyl C36:4	SGS AXYS MLM-001	MLM-001	Y															Y					Y														
	Phosphatidylcholine diacyl C36:5	SGS AXYS MLM-001	MLM-001	Y															Y					Y														
	Phosphatidylcholine diacyl C36:6	SGS AXYS MLM-001	MLM-001	Y															Y					Y														
	Phosphatidylcholine diacyl C38:0	SGS AXYS MLM-001	MLM-001	Y															Y					Y														
	Phosphatidylcholine diacyl C38:1	SGS AXYS MLM-001	MLM-001	Y															Y					Y														
	Phosphatidylcholine diacyl C38:3	SGS AXYS MLM-001	MLM-001	Y															Y					Y														
	Phosphatidylcholine diacyl C38:4	SGS AXYS MLM-001	MLM-001	Y															Y					Y														
	Phosphatidylcholine diacyl C38:5	SGS AXYS MLM-001	MLM-001	Y															Y					Y														
	Phosphatidylcholine diacyl C38:6	SGS AXYS MLM-001	MLM-001	Y															Y					Y														
	Phosphatidylcholine diacyl C40:1	SGS AXYS MLM-001	MLM-001	Y															Y					Y														
	Phosphatidylcholine diacyl C40:2	SGS AXYS MLM-001	MLM-001	Y															Y					Y														
	Phosphatidylcholine diacyl C40:3	SGS AXYS MLM-001	MLM-001	Y															Y					Y														
	Phosphatidylcholine diacyl C40:4	SGS AXYS MLM-001	MLM-001	Y															Y					Y														
	Phosphatidylcholine diacyl C40:5	SGS AXYS MLM-001	MLM-001	Y															Y					Y														
	Phosphatidylcholine diacyl C40:6	SGS AXYS MLM-001	MLM-001	Y															Y					Y														
	Phosphatidylcholine diacyl C42:0	SGS AXYS MLM-001	MLM-001	Y															Y					Y														
	Phosphatidylcholine diacyl C42:1	SGS AXYS MLM-001	MLM-001	Y															Y					Y														
	Phosphatidylcholine diacyl C42:2	SGS AXYS MLM-001	MLM-001	Y															Y					Y														
	Phosphatidylcholine diacyl C42:4	SGS AXYS MLM-001	MLM-001	Y															Y					Y														
	Phosphatidylcholine diacyl C42:5	SGS AXYS MLM-001	MLM-001	Y															Y					Y														
	Phosphatidylcholine diacyl C42:6	SGS AXYS MLM-001	MLM-001	Y															Y					Y														
	Pimelylcarnitine	SGS AXYS MLM-001	MLM-001	Y															Y					Y														
	Proline	SGS AXYS MLM-001	MLM-001	Y															Y					Y														
	Propenoylcarnitine	SGS AXYS MLM-001	MLM-001	Y															Y					Y														
	Propionylcarnitine	SGS AXYS MLM-001	MLM-001	Y															Y					Y														
	Putrescine	SGS AXYS MLM-001	MLM-001	Y															Y					Y														
	Sarcosine	SGS AXYS MLM-001	MLM-001	Y															Y					Y														
	Serine	SGS AXYS MLM-001	MLM-001	Y															Y					Y														
	Serotonin	SGS AXYS MLM-001	MLM-001	Y															Y					Y														
	Spermidine	SGS AXYS MLM-001	MLM-001	Y															Y					Y														
	Spermine	SGS AXYS MLM-001	MLM-001	Y															Y					Y														
	Sphingomyeline C16:0	SGS AXYS MLM-001	MLM-001	Y															Y					Y														
	Sphingomyeline C16:1	SGS AXYS MLM-001	MLM-001	Y															Y					Y														
	Sphingomyeline C18:0	SGS AXYS MLM-001	MLM-001	Y															Y					Y														

Accreditation Scope

SGS AXYS Analytical Services Ltd.
file ref.: ACC-103 Rev. 60

				Serum	Solids												Tissue and Tissue Flora							Urine	Water	Water, Non-Potable										AFFF	
Compound Class	Compound	Accredited Method ID	SGS AXYS Method ID	CALA	Alaska DEC	ANAB DoD **	ANAB ISO 17025	CALA	California WB	Florida DOH	Maine DOH	Minnesota DOH	New Jersey DEP	New York DOH	Virginia DGS	Washington DE	ANAB DoD **	ANAB ISO 17025	CALA	Florida DOH	Minnesota DOH	New Jersey DEP	Virginia DGS	CALA	CALA	Alaska DEC	ANAB DoD **	ANAB ISO 17025	California WB	Florida DOH	Maine DOH	Minnesota DOH	New Jersey DEP	New York DOH	Pennsylvania DEP	Virginia DGS	Washington DE *	ANAB DoD **	ANAB ISO 17025
	Sphingomyeline C18:1	SGS AXYS MLM-001	MLM-001	Y															Y					Y															
	Sphingomyeline C20:2	SGS AXYS MLM-001	MLM-001	Y															Y					Y															
	Sphingomyeline C22:3	SGS AXYS MLM-001	MLM-001	Y															Y					Y															
	Sphingomyeline C24:0	SGS AXYS MLM-001	MLM-001	Y															Y					Y															
	Sphingomyeline C24:1	SGS AXYS MLM-001	MLM-001	Y															Y					Y															
	Sphingomyeline C26:0	SGS AXYS MLM-001	MLM-001	Y															Y					Y															
	Sphingomyeline C26:1	SGS AXYS MLM-001	MLM-001	Y															Y					Y															
	Symmetric dimethylarginine	SGS AXYS MLM-001	MLM-001	Y															Y					Y															
	Taurine	SGS AXYS MLM-001	MLM-001	Y															Y					Y															
	taurochenodeoxycholic acid	SGS AXYS MLM-001	MLM-001	Y															Y					Y															
	taurocholic acid	SGS AXYS MLM-001	MLM-001	Y															Y					Y															
	taurodeoxycholic acid	SGS AXYS MLM-001	MLM-001	Y															Y					Y															
	taurolithocholic acid	SGS AXYS MLM-001	MLM-001	Y															Y					Y															
	tauroursodexoycholic acid	SGS AXYS MLM-001	MLM-001	Y															Y					Y															
	Tetradecadienylcarnitine	SGS AXYS MLM-001	MLM-001	Y															Y					Y															
	tetradecanoic acid (myristic acid)	SGS AXYS MLM-001	MLM-001																Y																				
	Tetradecanoylcarnitine	SGS AXYS MLM-001	MLM-001	Y															Y					Y															
	Tetradecenoylcarnitine	SGS AXYS MLM-001	MLM-001	Y															Y					Y															
	Threonine	SGS AXYS MLM-001	MLM-001	Y															Y					Y															
	Tiglylcarnitine	SGS AXYS MLM-001	MLM-001	Y															Y					Y															
	Total dimethylarginine	SGS AXYS MLM-001	MLM-001	Y															Y					Y															
	Tryptophan	SGS AXYS MLM-001	MLM-001	Y															Y					Y															
	Tyrosine	SGS AXYS MLM-001	MLM-001	Y															Y					Y															
	ursodexoycholic acid	SGS AXYS MLM-001	MLM-001	Y															Y					Y															
	Valerylcarnitine	SGS AXYS MLM-001	MLM-001	Y															Y					Y															
	Valine	SGS AXYS MLM-001	MLM-001	Y															Y					Y															
TOP	Perfluorobutanesulfonate (PFBS)	SGS AXYS MLA-111	MLA-111					Y																	Y														
	Perfluorobutanoate (PFBA)	SGS AXYS MLA-111	MLA-111					Y																	Y														
	Perfluorodecanesulfonate (PFDS)	SGS AXYS MLA-111	MLA-111					Y																	Y														
	Perfluorodecanoate (PFDA)	SGS AXYS MLA-111	MLA-111					Y																	Y														
	Perfluorododecanesulfonate (PFDoS)	SGS AXYS MLA-111	MLA-111					Y																	Y														
	Perfluorododecanoate (PFDoA)	SGS AXYS MLA-111	MLA-111					Y																	Y														
	Perfluoroheptanesulfonate (PFHpS)	SGS AXYS MLA-111	MLA-111					Y																	Y														
	Perfluoroheptanoate (PFHpA)	SGS AXYS MLA-111	MLA-111					Y																	Y														
	Perfluorohexanesulfonate (PFHxS)	SGS AXYS MLA-111	MLA-111					Y																	Y														
	Perfluorohexanoate (PFHxA)	SGS AXYS MLA-111	MLA-111					Y																	Y														
	Perfluorononanesulfonate (PFNS)	SGS AXYS MLA-111	MLA-111					Y																	Y														
	Perfluorononanoate (PFNA)	SGS AXYS MLA-111	MLA-111					Y																	Y														
	Perfluorooctanesulfonate (PFOS)	SGS AXYS MLA-111	MLA-111					Y																	Y														
	Perfluorooctanoate (PFOA)	SGS AXYS MLA-111	MLA-111					Y																	Y														
	Perfluoropentanesulfonate (PFPeS)	SGS AXYS MLA-111	MLA-111					Y																	Y														
	Perfluoropentanoate (PFPeA)	SGS AXYS MLA-111	MLA-111					Y																	Y														
	Perfluorotetradecanoate (PFTeDA)	SGS AXYS MLA-111	MLA-111					Y																	Y														
	Perfluorotridecanoate (PFTrDA)	SGS AXYS MLA-111	MLA-111					Y																	Y														
	Perfluoroundecanoate (PFUnA)	SGS AXYS MLA-111	MLA-111					Y																	Y														

Note * Analysis of pesticides and PCBs in non-potable water samples by SGS AXYS method MLA-007, with the exception of NPDES or State permitted discharges and Stormwater applications, may fall within the scope of Washington State Department of Ecology solids matrix accreditation, subject to approval of the Ecology Project Manager.

Note ** PFAS by LC-MS/MS compliant with US DoD QSM 5.3 table B-15

Legend

Y	Accreditation scope
AFFF	Aqueous film forming foam
BFR	Brominated flame retardants (non-PBDPE)
BPA and mPE	Bisphenol A and mono-Phthalate Esters
OC Pesticides	Organochlorine Pesticides
PAH	Polycyclic Aromatic Hydrocarbons
PBDPE	Polybrominated diphenylethers
PCB	Polychlorinated Biphenyls
PCDDF	Polychlorinated dibenzodioxins/furans
PFAS	Per- and Polyfluoroalkyl Substances
PPCP	Pharmaceutical and Personal Care Products
TOP	Total Oxidizable Precursors
California WB	California Water Boards, Lab ID 2911
Florida DOH	Florida Department of Health, Lab ID E871007, (NELAC Standard)
Pennsylvania DEP	Pennsylvania Department of Environmental Protection
Minnesota DOH	Minnesota Department of Health, Lab ID 232-999-430, (NELAC Standard)
New Jersey DEP	New Jersey Department of Environmental Protection, Lab ID CANA005, (NELAC Standard)
New York DOH	New York Department of Health, Lab ID 11674, (NELAC Standard)
Washington DE	Washington Department of Ecology, Lab ID C404

Accreditation Scope

SGS AXYS Analytical Services Ltd.
file ref.: ACC-103 Rev. 60

				Serum	Solids											Tissue and Tissue Flora						Urine	Water	Water, Non-Potable										AFFF	
Compound Class	Compound	Accredited Method ID	SGS AXYS Method ID	CALA	Alaska DEC	ANAB DoD **	ANAB ISO 17025	CALA	California WB	Florida DOH	Maine DOH	Minnesota DOH	New Jersey DEP	New York DOH	Virginia DGS	Washington DE	ANAB DoD **	ANAB ISO 17025	CALA	Florida DOH	Minnesota DOH	New Jersey DEP	Virginia DGS	CALA	CALA	Alaska DEC	ANAB DoD **	ANAB ISO 17025	California WB	Florida DOH	Maine DOH	Minnesota DOH	New Jersey DEP	New York DOH	Pennsylvania DEP	Virginia DGS	Washington DE *	ANAB DoD **	ANAB ISO 17025

Virginia DGS — Virginia Department of General Services, Division of Consolidated Laboratory Services, Lab ID 460224, (NELAC Standard)

Alaska DEC — Alaska Department of Environmental Conservation, Contaminated Sites Laboratory Approval 17-014

Maine DOH — Maine Center for Disease Control and Prevention, Department of Health and Human Services, Lab ID CN00003

ANAB DoD — ANSI National Accreditation Board, certificate ADE-1861, (US DoD QSM 5.3 Standard)

ANAB ACCREDITED ISO/IEC 17025 DOD ELAP Certificate ADE-1861

ilac-MRA

CALA — Canadian Association for Laboratory Accreditation Inc., Lab ID A2637, (ISO/IEC 17025:2017 Standard)

ilac-MRA

CALA Testing Accreditation No. A2637