Transmittal/Review/Approval

FILE NAME: N39430-15-D-1632 TO-0005 Sub 107.1 T14 OOS Inspection Report

DATE: 22 JUN 2020

CONTRACT NO	TITLE Fill in Project Title/Location Here
N39430-15-D-1632 / TO #0005	Clean, Inspect, Repair POL Storage Tanks 14 17 & 18 Red Hill, Pearl Harbor, HI

FROM (CONTRACTOR)	TO	SUBMITTAL NO.	FOR SPEC. SECTION
CB&I Federal Services, LLC 12005 Ford Rd. Suite 600, Dallas, TX 75234	NAVFAC Facilities Engineering & Acquisition Division, Pearl Harbor, HI	107.1	01 33 10.05 20

Add | Del

ENCL. NO.	NO. OF COPIES	DESCRIPTION	SPEC. SEC.PARA./DWG.NO.	SCHEDULE ACTIVITY NO.	CQC CODE
1	1	Tank 14 Out of Scope Pre-Repair Inspection Report	01 33 10.05 20/3.1	CI0701-080	

DATE NEEDED BY:

TRANSMITTED FOR: ☑ APPROVAL ☐ CLARIFICATION ☐ SELECTION ☐ RECORD ☐ VARIANCE

"I hereby certify that the equipment, material, or article shown and marked in this submittal is that proposed to be incorporated with contract Number N39430-15-D-1632, is in compliance with the contract documents"

CONTRACTOR'S REPRESENTATIVE NAME/TITLE: Austin White, Quality Control Mgr.

SIGNATURE:

Received By (Print Name & Sign) /Date/Time:

FROM:

SIGNATURE:

DATE:

TO:

For review/comment (1) copies of enclosures forwarded. RETURN WITHIN (10) WORKING DAYS, unless submittal is for record/info purposes only and there are no adverse comments.

Received By (Print Name & Sign) /Date/Time:

FROM:

TO:

DATE:

RECOMMEND:

☐ APPROVAL/ACCEPTANCE, subject to contract requirements

☐ APPROVAL/ACCEPTANCE, as noted, subject to contract requirements

☐ RETURN for correction and resubmission

☐ DISAPPROVAL

☐ REVIEWED AND PROCEED

☐ _____

REMARKS:

☐ copies of encls retained

SIGNATURE:

Received By (Print Name & Sign) /Date/Time:

FROM: FEAD, NFHI

TO (CONTRACTOR) / ATTENTION: APTIM

DATE:

Enclosure(s) is (are):

☑ APPROVED/ACCEPTED, subject to contract requirements

☐ APPROVED/ACCEPTED, as noted, subject to contract requirements

☐ RETURNED for correction and resubmission

☐ DISAPPROVED

☐ NOT REVIEWED

☐ RECEIVED FOR RECORD

REMARKS:

File Name:

☐ copies of encls returned

Copy to: Contract File (w/encls)
ConRep/ET (w/encls)
CME (w/encls)

SIGNATURE: PERALTA.ORLINO.R.1231994897 Digitally signed by PERALTA.ORLINO.R.1231994897 Date: 2020.09.15 13:03:48 -10'00'

BY DIRECTION OF THE CONTRACTING OFFICER

Received By (Print Name & Sign) /Date/Time:

Attachment 1

Transmittal/Review/Approval

FILE NAME: N39430-15-D-1632 TO-0005 Sub 107.1 T14 OOS Inspection Report

DATE: 22 JUN 2020

CONTRACT NO	TITLE Fill in Project Title/Location Here
N39430-15-D-1632 / TO #0005	Clean, Inspect, Repair POL Storage Tanks 14 17 & 18 Red Hill, Pearl Harbor, HI

FROM (CONTRACTOR)	TO	SUBMITTAL NO.	FOR SPEC. SECTION
CB&I Federal Services, LLC 12005 Ford Rd. Suite 600, Dallas, TX 75234	NAVFAC Facilities Engineering & Acquisition Division, Pearl Harbor, HI	107.1	01 33 10.05 20

Add | Del

ENCL. NO.	NO. OF COPIES	DESCRIPTION	SPEC. SEC.PARA./DWG.NO.	SCHEDULE ACTIVITY NO.	CQC CODE
1	1	Tank 14 Out of Scope Pre-Repair Inspection Report	01 33 10.05 20/3.1	CI0701-080	

DATE NEEDED BY:

TRANSMITTED FOR: ☑ APPROVAL ☐ CLARIFICATION ☐ SELECTION ☐ RECORD ☐ VARIANCE

"I hereby certify that the equipment, material, or article shown and marked in this submittal is that proposed to be incorporated with contract Number N39430-15-D-1632, is in compliance with the contract documents"

CONTRACTOR'S REPRESENTATIVE NAME/TITLE: Austin White, Quality Control Mgr.

SIGNATURE:

Received By (Print Name & Sign) /Date/Time:

FROM: SIGNATURE: DATE:

TO:

For review/comment (1) copies of enclosures forwarded. RETURN WITHIN (10) WORKING DAYS, unless submittal is for record/info purposes only and there are no adverse comments.

Received By (Print Name & Sign) /Date/Time:

FROM: TO: DATE:

RECOMMEND:

☐ APPROVAL/ACCEPTANCE, subject to contract requirements
☐ APPROVAL/ACCEPTANCE, as noted, subject to contract requirements
☐ RETURN for correction and resubmission
☐ DISAPPROVAL
☐ REVIEWED AND PROCEED
☐ _____

REMARKS:

☐ copies of encls retained

SIGNATURE:

Received By (Print Name & Sign) /Date/Time:

FROM: FEAD, NFHI TO (CONTRACTOR) / ATTENTION: APTIM DATE:

Enclosure(s) is (are):

☐ APPROVED/ACCEPTED, subject to contract requirements
☑ APPROVED/ACCEPTED, as noted, subject to contract requirements
☐ RETURNED for correction and resubmission
☐ DISAPPROVED
☐ NOT REVIEWED
☐ RECEIVED FOR RECORD

REMARKS:

Ok to produce signed final. Include master spreadsheet with the final.

File Name:

☐ copies of encls returned

Copy to: Contract File (w/encls)
ConRep/ET (w/encls)
CME (w/encls)

SIGNATURE: PERALTA.ORLINO.R.1231994897 Digitally signed by PERALTA.ORLINO.R.1231994897 Date: 2020.06.18 13:14:33 -10'00'

BY DIRECTION OF THE CONTRACTING OFFICER

Received By (Print Name & Sign) /Date/Time:

Attachment 1

APTIM

The attached submittal has been reviewed for compliance with approved project specifications and associated documents.

I hereby certify that the (equipment) (material) (article) shown and marked in this submittal is that proposed to be incorporated with contract Number N39430-15-D-1632, is in compliance with the contract drawings and specifications, can be installed in the allocated spaces, and is submitted for Government approval.

Certified by QC Manager, Austin White

26 AUG 2020

Date

COMMAND	CODE	TELEPHONE NUMBER	CONSTRUCTION CONTRACT NO.
NAVFAC EXWC	CI112	805-982-2149	N39430-15-D-1632/0005
REVIEWER NAME	**REVIEWER E-MAIL ADDRESS**		**DATE**
FK/PH	frank.kern@navy.mil		23 July 2020

PROJECT TITLE AND LOCATION

Red Hill Tank 14
JBPHH, Hawaii
Review Comments

Submittal 107.1 Tank 14 Inspection Report

Contractor: APTIM

SUBMITTAL

x	TI4 Rev 1.0 Insp report dated 22 JUN 2020

NO.	SHEET/SPEC. REFERENCE.	COMMENTS (Make general comments after specific comments)	RESPONSE / ACTION (Include Rationale if Significant)
1.	Master Features Spreadsheet	Provide spreadsheet in Excel format, with the data rev date identified in cell A1.	
2.	1.0 Summary Page 2 3rd Paragraph	Incorrect Tank 13 label.	Changed 13 to 14
3.	1.0 Summary Page 2 3rd Paragraph	Add information/recommendation about the 8-inch drain line.	Clarified 8-inch drain line inspection and recommendation
4.	3.0 Inspection Methodology Page 4 TesTex Personnel Qualifications Paragraph	Delete repeated statement, "All technicians passed the tests given to them."	Deleted duplicate sentence
5.	3.0 Inspection Methodology Page 5 API 653 Inspection	Add units to the 8 (inch) line.	Added -inch after 8
6.	3.0 Inspection Methodology Page 6 API 653 Inspection	Fix spelling of the 32-inch nozzle. Include the oxford comma for the 18inch and 8inch as each were tested separately.	Added h to inc for inch and added comma

COMMAND	CODE	TELEPHONE NUMBER	CONSTRUCTION CONTRACT NO.
NAVFAC EXWC	CI112	805-982-2149	N39430-15-D-1632/0005
REVIEWER NAME	**REVIEWER E-MAIL ADDRESS**		**DATE**
FK/PH	frank.kern@navy.mil		23 July 2020

PROJECT TITLE AND LOCATION

Red Hill Tank 14
JBPHH, Hawaii
Review Comments

Submittal 107.1 Tank 14 Inspection Report

Contractor: APTIM

SUBMITTAL

x	TI4 Rev 1.0 Insp report dated 22 JUN 2020

NO.	SHEET/SPEC. REFERENCE.	COMMENTS (Make general comments after specific comments)	RESPONSE / ACTION (Include Rationale if Significant)
7.	4.0 Inspection Findings, Page 6 32-inch Line, 2nd Par	For Welds 1, 2, 3, and 4, report states: "…these welds were originally made from the outside of the pipe during tank construction. Then below in the second bullet, it's stated Weld 2, "appeared to be made from the inside". It appears Weld 2 must have been back-welded at some point but the two statements are ambiguous. Clarify.	Removed sentence in paragraph as it is redundant and does not match bullets.
8.	4.0 Inspection Findings Page 7 18-inch Line	"EEI recommends using this line as containment for drain and slop lines" Edit for clarity, containment will be for the new sample and drain lines.	Changed slop to sample
9.	Attachment G, Corrosion rates by plate	States the data are for Tank 17, both sheets. Verify the correct graphics are in the report.	Changed tank 17 to 14 on tank roll out. Verified data was for tank 14
10.	Attachment H	Tank 17 identified in the page footer. Edit.	Revised footer to tank 14
11.	Attachment I	Unclear commentary on report. "95% sure all missing bolts have been misplaced"? Check the statement so it can be clarified.	Removed all comments. Did not mean to leave comments as they were intended for internal use.
12.			

CONTRACT N39430-15-D-1632, TASK ORDER 0005

TANK 14
API 653 OUT-OF-SERVICE INSPECTION AND SUITABILITY FOR SERVICE EVALUATION
FINAL REPORT (FOUO)

Joint Base Pearl Harbor-Hickam, HI (JBPHH)

August 19, 2020

Date of Inspection: July 2017 - December 2017

Prepared For:

Naval Facilities Engineering and Expeditionary
Warfare Center (NAVFAC EXWC)
1100 23rd Avenue, Code 232
Port Hueneme, California 93043-4370

Prime Contractor:

APTIM
12005 Ford Road, Suite 600
Dallas, TX 75234

Prepared By:

ENTERPRISE ENGINEERING, INC.
400 US Route 1, North Suite B
Falmouth, ME 04105

Douglas J. Kieley, P.E.
Manager, Mechanical Integrity Group
API 653 Certificate No. 40281



Submitted By:

Stephen S. Brooks, P.E.
Principal

EEI Project No. 8854

Page Intentionally Left Blank

ENTERPRISE
ENGINEERING, INC.

SUITABILITY FOR SERVICE TESTAMENT
TANK 14

Enterprise Engineering, Inc. (EEI) completed a comprehensive, out-of-service internal integrity inspection and suitability for service evaluation of Tank 14 at the Red Hill Fuel Storage Facility, NAVSUP FLC, Pearl Harbor, HI. The inspection was performed July 2017 – December 2017. The inspection was performed in accordance with the applicable criteria of API Standard 653, UFC 3-460-01, UFC 3-460-03, and the Statement of Work following the project's approved Inspection and Testing Plan.

The EEI inspection and evaluation found conditions that affect the hydraulic integrity of the tank. These conditions must be addressed prior to returning the tank to service.

This report provides inspection findings, tank suitability for service evaluation, conclusions, and recommendations for repair. Recommendations for continued long-term service are also provided.

EEI recommends the next internal out-of-service inspection be scheduled no later than December 2037 (20 years from 2017 inspection), or sooner if a change in condition has occurred.

In accordance with API Standard 653, this report satisfies the requirement for an out-of-service, integrity inspection and as such, should remain available as a historical record for future reference.

I hereby acknowledge that being familiar with the provisions of API Standard 653, the inspection and evaluation was performed in accordance with the provisions of API Standard 653 and good engineering practices, and with the exercise of usual and customary care.

This tank inspection has determined that mandatory repairs are required prior to return to service. Tank 14 may not be returned to service at this time. Recommended repairs have been identified, and if possible, should also be completed before returning the tank to service.

Douglas J. Kieley, P.E.
API 653 AST Inspector Certificate No. 40281

8/26/2020
Date

Honolulu, HI 96819 • 3375 Koapaka Street, Suite B232 • 808.260.1481
Falmouth, ME 04105 • 400 US Route 1, North Suite B • 207.869.8006 • Fax 207.869.8015
Anchorage, AK 99503 • 2525 Gambell Street, Suite 200 • 907.563.3835 • Fax 907.563.3817

Page Intentionally Left Blank

TABLE OF CONTENTS

Page

1.0 SUMMARY 1

2.0 INSPECTION ASSESSMENT 2
- Hydraulic Integrity 3
- Structural Integrity 3
- Next Inspection 3

3.0 INSPECTION METHODOLOGY 3
- TesTex Scanning 4
- TesTex Personnel Qualifications 4
- EEI Prove-up (Flaw Characterization) 4
- API 653 Inspection 5

4.0 INSPECTION FINDINGS 6
- Tank Nozzles 6
- Tank Interior 7
- Lower Dome 8
- Barrel 8
- Extension Ring 8
- Upper Dome 8
- Vent Line 9

5.0 REPAIR ITEMS 9
- Standard of Care 9
- Mandatory Repair 9
- Non-Mandatory Repairs 11
- Predictive Repairs 12
- Shell Repairs - General 14
- Defects caused by Rounded Indications 14
- Defects caused by Dents, Gouges, Tear-outs and Dent/Gouge Combinations 15
- BFET Indications 15
- Local Backside Corrosion 15
- General Backside Corrosion 15
- Drain and Sample Lines Between Tank and Lower Tunnel 16

6.0 COATING SYSTEM 16
- Coating Requirements 16

7.0 SUITABILITY FOR SERVICE EVALUATION 16
- Historical Inspection Information 16
- Corrosion Rates 16

8.0 CLOSURE 17
- Conclusions 17
- Project Organization 17
- EEI Project Team 17

TABLES

Table 1-1 Shell Repair Requirements Summary 2
Table 4-1 Tank Repairs by Area Summary 8
Table 5-1 Mandatory Repairs 9
Table 5-2 Non-Mandatory Repairs 11
Table 5-3 Tank 14 SOW Repairs 13

ATTACHMENTS

Tank Inspection Data Sheet and Evaluation Items ..... Attachment A
Assessment of Compliance with Military Criteria ..... Attachment B
Non-Destructive Examination (NDE) and Evaluation Criteria ..... Attachment C
Tank Drawings ..... Attachment D
Tank Photographs ..... Attachment E
EEI Master Spreadsheet of Findings and Repairs ..... Attachment F
Calculations ..... Attachment G
TesTex API 653 Annex G Personnel Testing ..... Attachment H
Tower Structure Inspection Report ..... Attachment I
Pressure Test Report ..... Attachment J

TANK 14
API 653 TANK INSPECTION
SUITABILITY FOR SERVICE EVALUATION
RED HILL FUEL STORAGE FACILITY, NAVSUP FLC, JOINT BASE PEARL HARBOR-HICKAM, HI (JBPHH)

1.0 SUMMARY

Enterprise Engineering, Inc. (EEI) has completed a comprehensive, out-of-service internal integrity inspection and suitability for service evaluation of Tank 14 at Red Hill Fuel Storage Facility, Naval Supply (NAVSUP) Fleet Logistics Center (FLC) Pearl Harbor, Hawaii under contract to APTIM. The inspection was performed between July 2017 and December 2017. The inspection was performed in accordance with the applicable criteria of API Standard 653, UFC 3-460-01, UFC 3-460-03, the Statement of Work, and the approved project Inspection and Testing Plan.

Tank 14 is a mined underground storage tank consisting of an upper dome, expansion joint, barrel, and lower dome. The tank was constructed between 1940 to 1943. The tank is built with reinforced concrete and has a welded steel liner. As the reinforced concrete shell provides tank structural integrity and the steel plates serve as a shell liner, the entire tank (upper dome, barrel, lower dome) follows the requirements of API 653 for tank floors. Tank 14 is 100 feet in diameter, has an overall height of 250 feet, 6 inches tall, and has a nominal capacity of 300,000 bbl.

All accessible surfaces of the tank steel liner and plate butt welds were inspected by TesTex, Inc. (TesTex) using Low-Frequency Electromagnetic (LFET) (liner plates), ultrasonic testing (UT) and Balanced Field Electromagnetic (BFET) (welds) testing methods. The findings from the initial TesTex scanning were further evaluated (flaw characterization) by EEI through visual (VT), magnetic particle (MT), and phased array ultrasonic (PAUT) inspection techniques. In addition, EEI performed 100% visual inspection on all accessible tank shell liner plates and welds to confirm findings and identify additional discontinuities.

Common weld discontinuities that were identified included: porosity, undercut, lack of fusion, and incomplete fill. The majority of weld defects originate from the original construction and are located in the upper dome and extension ring plates. The upper dome inspection also identified several dent and gouge defects that require repair. These dent/gouge types of defects are presumed to be from contact of the boom end or other machinery within the tank shell.

Backside corrosion appears to be present within Tank 14. Defects were found in the upper dome, extension ring, and barrel courses. Several large repair patch plates will be required to remediate the affected areas in the upper dome course A, extension ring, and barrel of the tank. Repairs for each indication meeting or exceeding the repair threshold were determined during inspection of the tank. The repairs fall under two categories: Weld Repair or Patch Plate. Weld repairs will include grinding of the existing weld until the defect is no longer present and then rewelding of the area to meet weld profile and penetration criteria. Patch plates are generally designed per API 653 requirements (with some clearance exceptions) and will be fillet welded to the existing tank liner.

Predicted repairs were construction estimates that were established before inspection so some repair scope could be quantified in the contract. Two hundred 6-inch patch plates were estimated and budgeted for general repair, backside corrosion, and dent/gauge repairs. After inspection, only 167 of the original 200

six-inch patch plates were used for repairs. In addition to the predictive repairs, tank inspection identified areas requiring patch plate repair that varied in size depending on the repair. Patch plates are categorized by size: 6-inch diameter, less than 2 square feet, and greater than 2 square feet. Welded pipe caps are utilized when protruding features attached to the tank make it impossible to install a patch plate. Repairs to existing welds were also identified. Weld repairs are quantified by location and linear feet of required repair.

The following table provides an overall repair summary. See Attachment F for full breakdown of repair quantities and locations.

Table 1-1 Shell Repair Requirements Summary

Repair Type	Number of 6-inch Diameter Plate	Number of Patch Plates <= 2 sq. ft.	Number of Patch Plates > 2 sq. ft.	Weld Repair Linear Feet	Weld Repair Quantity	Pipe Cap
Weld Repair				1333	2251	0
Patch Plate Repairs	167	270	78	0	0	0
Pipe Cap Repairs						15

Three nozzles (32-inch and 18-inch product lines and 8-inch drain line) on Tank 14 were strength and leak-tested to 160-170 psig with water. All lines passed the strength and leak testing. A full visual inspection was performed on the 32-inch nozzle (man entry). The visual examinations performed on the 32-inch issue/receipt line revealed that the line will require some weld repairs to the internal welds but that pipe wall thickness was measured and found acceptable for the entire length of the pipe (indicates no backside corrosion). A pipe visual inspection camera was used to exam the 18-inch issue/receipt line and 8-inch drain line. The camera examinations of both lines did not reveal any visible weld issues; however, camera evaluation does not provide the same visual inspection capability that man entry into pipe provides. For both the 18-inch and 8-inch pipes, pipe wall thickness can only be verified at the accessible ends of the pipes which limits the information on possible backside corrosion. Based on limited camera examination capabilities and the inability to obtain pipe wall thickness reading for the entire lengths of the 18-inch and 8-inch drain lines, EEI recommends utilizing the 18-inch pipe as a carrier for new sample and drain lines. EEI recommends 8-inch drain line be taken out of service. This recommendation will add secondary containment capability for the sample and drain lines which will improve overall tank integrity.

Additional mandatory repairs are described later in this report. Based on the findings during the inspection, repairs are required before returning Tank 14 back to service.

2.0 INSPECTION ASSESSMENT

A comprehensive table identifying tank features with findings and conclusions as appropriate is included as Attachment F. The Attachment also contains several tables with full reporting of data obtained. The following discussion only addresses key integrity issues.

The tank inspection revealed that mandatory repairs are required to return the tank to service. Mandatory Repairs are considered actions necessary to preserve or restore the structural and hydraulic integrity of the tank. This includes any condition which has or may breach the hydraulic or structural integrity of the tank prior to the next integrity inspection.

Hydraulic Integrity

Hydraulic integrity is the ability of the tank to hold product (until the next inspection) without compromising the boundaries of the floor, shell, dome, and piping to the first valve outside of the tank. Primarily, the identified areas within the tank that affect the hydraulic integrity of the tank include the following:

- Backside corrosion over localized areas of the tank shell and upper dome.
- Multiple rounded or linear weld defects which could be less than recommended repair thickness.
- The condition of the circumferential welds on the 32-inch product line.

Structural Integrity

Structural integrity is the capability of the tank to remain freestanding, with or without product, under the conditions of its design basis. Structural attributes include the floor, shell, upper dome, and their attachments.

Inspection of the tank shell, bottom dome and floor, and the upper dome found no indications of damaged or deteriorated base structure of the tank. There were no other relevant indications in the shell areas which may have indicated that there was an underlying structural issue with the tank.

A full tower inspection was performed by APTIM and APTIM's subconsultant, Hawaii Engineering Group (HEG). The inspection determined that the tower structure was suitable for continued service under the intended operating conditions once minor repairs were completed. Minor repairs included replacing missing bolts and tightening existing hardware. See Tower Structural Report Attachment I.

Next Inspection

Based upon API 653 criteria, upon successful completion of mandatory repairs, Tank 14 must receive its next internal out of service inspection in 2037. The current tank shell liner corrosion assessment identified repairs that will result in a remaining metal thickness equal to or greater than 100 mil (one mil is one-thousandth of an inch) at the next inspection. The 20-year interval is based on the date of the most recent corrosion scan, and not the return to service date.

3.0 INSPECTION METHODOLOGY

API 653 inspection criteria was followed in terms of procedure and evaluation to the greatest extent possible. Tank inspection included assessment of the upper dome, extension ring, under catwalk, entire course shells (barrel section), lower dome, floor appurtenances, access ways, and vents. All accessible interior surfaces of the upper and lower domes, floor, shell, and all welds were examined by one or more nondestructive testing (NDT) methods. NDT methods included:

- Electromagnetic Testing methods:

  Low-Frequency Electromagnetic Testing (LFET) (utilized on liner plate surfaces)

  Balanced Field Electromagnetic Testing (BFET) (utilized on liner plate welds)

- Ultrasonic Testing methods:

  Straight-beam, Longitudinal Wave, Pulse-Echo Method (UT)

  Phased Array Ultrasonic Testing (PAUT)

- Visual Testing (VT)
- Magnetic Particle Testing (MT)

TesTex Scanning

Initial inspection of Tank 14 was performed by TesTex as a subcontractor to APTIM. The inspection can be broken down into three parts:

- Scanning 100% of accessible shell plates utilizing LFET technology
- Scanning 100% of accessible welds using BFET technology
- Visual inspection of accessible shell plates and welds

LFET was used to detect discontinuities caused by backside corrosion. While scanning the shell plates, technicians marked locations of discontinuities found using LFET. They then used UT to determine remaining wall thickness in the area. The threshold for remaining wall thickness was set as 200 mil and less.

BFET was used to detect surface and near surface discontinuities in the liner plate welds.

VT was performed to detect discontinuities in liner plate surfaces and welds. Discontinuities detected by VT were evaluated as porosity, undercut, lack-of-fusion, incomplete fill, dents, gouges, and bulges.

All relevant indications observed by TesTex were documented and provided to EEI for further investigation. Relevant indications were assigned unique identifiers for tracking purposes.

TesTex Personnel Qualifications

TesTex technicians performed a "blind" test consistent with API 653 Annex G requirements using the LFET equipment. Each technician scanned coated and uncoated test plates containing known defects. Discontinuity location was recorded and flaw characterization using UT was performed. All technicians passed the tests given to them. Test results are provided in Attachment H of this report.

EEI Prove-up (Flaw Characterization)

EEI provided an API inspector during the Tank 14 inspection phase. During this time, the inspector reviewed all data provided by TesTex and performed a visual inspection of 100% of the accessible tank shell plates and welds.

Flaw characterization was performed to verify size, shape, location, and to verify interpretation (relevant, nonrelevant, or false) of each reported relevant indication. Repair recommendations were made when discontinuities were evaluated as defects.

For relevant indications associated with backside corrosion, flaw characterization was performed with PAUT. The PAUT transducers utilized were specifically designed to examine backside surfaces for corrosion damage. The areas of concern were scanned to determine the remaining wall thickness. Repairs were recommended for any area thinner than the repair threshold of 160 mil.

In areas where repairs were recommended due to backside corrosion, the surrounding areas of liner plate were also scanned to verify the area identified was correct and to determine the size of patch plate. Patch plates were designed to cover the entire defect as well as meet API 653 criteria for weld clearances and intersection requirements.

Discontinuities in welds identified by BFET were reported by TesTex and were inspected by EEI with MT to verify the extent of the discontinuity. During follow up investigations it was found that many of the discontinuities reported could be detected using VT. If the discontinuity was found visually and could be evaluated, no further inspection was performed. Weld repairs were designed and recorded for discontinuities evaluated as defects.

For all instances of backside corrosion, repairs were determined based on the repair threshold for remaining wall thickness. Many other repair recommendations were based on this same criterion, however, in some cases, exceptions occurred as described below.

Porosity and Undercut: Repairs were recommended for discontinuities where the bottom of the discontinuity was visually obscured or otherwise unable to be characterized. Areas lacking coating or where coating was present but damaged (peeling, blistering, or not tightly adhered) were also recommended for repair. Further discussion of discontinuities caused by rounded indications and acceptance criteria are provided in Attachment C.

Dents and Bulges: Repairs were recommended for discontinuities caused by sharp profile changes or creases that create a point of stress concentration. Repairs were not recommended for shallow, smooth profile discontinuities. The bulges reported by TesTex were found to have smooth transitions across the shell liner plate welds, were distributed uniformly around the tank, and presented with similar appearance (size and shape) in each shell course. It is thought that these features are artifacts of the original construction process.

Weld Defects: Both full penetration butt welds and fillet welds were evaluated. Common weld discontinuities that were identified in both types of welds included: porosity, undercut, lack of fusion, and incomplete fill. Discontinuity depth was evaluated where possible, that is, where the configuration of the defect or presence of coating did not significantly obscure the measurement. The criteria used to evaluate liner thickness was based on remaining thickness of the liner plate, as outlined in Attachment C. Locations called out for repair having porosity, incomplete fill, undercut, and other damage related to plate thickness did not meet the remaining thickness requirements for the required service interval.

In addition to the discontinuities reported by TesTex, EEI found defects based on the criteria and methods mentioned above. All relevant indication data (by both TesTex and EEI) were recorded for each plate and given a unique identifier locating the area relative to the lower left corner of the plate. A table of relevant indications and resulting defects is provided in Attachment F.

API 653 Inspection

EEI performed an API 653 out-of-service inspection of Tank 14 in terms of procedure and evaluation to the greatest extent possible. The API 653 checklist was used to the extent of relevant content. The checklist is provided in Attachment A.

The nozzles at the bottom of the tank and top of the tank were visually inspected. The 24-inch vent line connects to the top of the tank to the ventilation system in the upper tunnel. An inspection of the vent line utilizing a motorized camera was performed because the majority of the line between the tank and upper tunnel is encased in concrete, which would otherwise limit visual inspection. The camera could not go further than approximately 15' up the vent line from the upper gallery because there was not sufficient metallic pipe to maintain magnetic attachment. Multiple efforts to perform the inspection were performed.

Visual inspection of the large bore 32-inch line was performed by physically accessing this line to ensure all internal pitting and weld quality was inspected. The 8-inch and 18-inch lines were remotely inspected

using a video camera unit and determination of the condition of the lines was performed in real time. Where possible, video and photo records of this inspection were made.

APTIM personnel performed a hydrostatic strength tests on the 32-inch, 18-inch, and 8-inch nozzles. As a subcontractor to APTIM, Vista performed a hydrostatic leak detection test on the 32-inch, 18-inch tank nozzles and 8-inch drain line utilizing precision leak testing using a third-party certified procedure listed by the National Work Group on Leak Detection Evaluations (NWGLDE). Test report is included as Attachment J. All three lines passed the tests which were performed at 160-170 psig with water.

4.0 INSPECTION FINDINGS

All instances of discontinuities resulting in relevant indications and recommended weld and patch plate repairs that were reported during the inspection phase are provided in Attachment F . All other findings are listed in Repair Tables 5-1 and 5.2 below.

Tank Nozzles

EEI has adopted the following numbering scheme for the purposes of locating pipe welds: girth weld numbering referenced in the following discussion starts at first flange outside the tank and increases toward the tank. Clock positions place 12 o'clock at the top of the pipe and 3 o'clock 90 degrees to the right when facing toward the tank.

32-inch Line

The 32-inch line was inspected by accessing the pipe from the lower tunnel side and performing a full visual inspection as well as using ultrasonic thickness measurement equipment to collect data on the thickness of each section of the line. To achieve an average thickness value of the pipe, four thickness measurements were taken in each of the quadrants on either side of all nine welds throughout the entire line. The average thickness was 378 mil. Between the 8th and 9th circumferential welds at the 6:00 o'clock position, there was scattered topside pitting where the remaining wall thickness was between 193 mil and 300 mil. These areas were along the longitudinal pipe seam weld. Only one surface defect was observed, a 4-inch bulge was present just before the first weld but it does not affect the integrity of the pipe in this constrained condition.

Welds 5, 6, 7, 8, and 9 all appeared to be in acceptable condition. Welds 1, 2, 3, and 4 all contained weld defects that require weld repairs. Distances to the welds were measured from the first flange outside the tank in the lower tunnel. Findings were as follows:

- Weld 1 (5 feet, 4 inches from the lower tunnel entrance) was made from outside the pipe. Seventy percent of the weld exhibited lack of penetration at the weld root.
- Weld 2 (15 feet, 4 inches from entrance) appeared to be made from the inside and contained approximately 3 inches of underfill.
- Weld 3 (17 feet, 4 inches from entrance) was made from the outside of the pipe. Ninety percent of the weld exhibited lack of penetration at the weld root. A rounded indication was also observed.
- Weld 4 (34 feet, 4 inches from entrance) exhibited lack of penetration at the weld root, porosity, and gouges measuring up to 0.160 inches deep.

Lack of penetration of the weld root is problematic because the remaining thickness of the weld cannot be accurately determined. The minimum remaining thickness may exist in these locations and the condition

may be undetected. In addition, the resulting gap in the weld joint is an area where debris is likely to collect and water can be trapped. This may result in accelerated product-side corrosion in the pipe. Repairs may be performed from inside the pipe.

Approximately 18 linear feet of weld throughout the line require repair. Repairs may be performed from inside the pipe. Coating the pipe to protect the metal from product side corrosion is recommended. The entire interior of the 32-inch line should be coated at the same time and using the same material as the lower dome

18-inch Line

The 18-inch piping was inspected using a remote video pipe inspection camera to examine the pipe condition. The reducer to pipe connection is welded from the outside. This weld does not penetrate through the entire joint. At 18.5 feet from the lower tunnel opening, there was a dent, from the outside, approximately 3-inches across and orientated perpendicular to the pipe run. This dent appeared to be smooth and rounded. The next indication was found at 26 feet and was a 6-inch long gouge at 9 o'clock inside the pipe. General corrosion with scaling is also present on the bottom half of the inside of this line.

The vertical section of the line contained general pitting on the entire inside surface, however, pit depths were not of significant depth since the thickness of this line is 384 mil to 388 mil. Also found in this section were two 4-inch wide dents that were smooth and rounded. The four welds in this line exhibited lack of penetration at the weld root as the pipe was welded from the outside. Approximately 8 linear feet of weld throughout the line would require repair if accessible. Access limitations prevent thickness measurement along the entire length, and man entry for visual weld inspection is not possible. UT readings for pipe were only taken from nozzle inside of tank and from flange from tunnel. EEI recommends using this line as containment for drain and sample lines because there is limited pipe wall thickness data to determine the remaining life of the piping or determine if backside corrosion is present.

8-inch Drain

The 8-inch sump piping was inspected using a remote video pipe inspection camera to examine the pipe condition. The inspection was made difficult by debris in the pipe - a layer of dirt or other material along the 48-foot straight section created a challenge in determining if bottom side pitting was present. There were 4 welds in this piping section and all were visually inspected. No major defects were observed; however, pitting did appear to be occurring around all welds. At 43 feet the layer on the bottom of the pipe became thicker and appeared to be grout. Access limitations prevent thickness measurement along the entire length, and man entry for visual weld inspection is not possible. UT readings for pipe could only be taken from 8-inch flange from tunnel. Nominal pipe thickness is 264 mil. EEI recommends taking this line out of service because there is limited remaining pipe wall thickness data to determine the remaining life of the piping or determine if backside corrosion is present.

Tank Interior

Two types of welds were evaluated in relation to the hydraulic boundary of the tank. Full penetration butt welds connect the shell plates to each other to form the continuous steel liner. Penetrations through the liner (nozzles, for example) and insert plates are also welded to the liner with a full thickness weld. Fillet welds were utilized as the final interior seal between nozzle penetrations and patch plates to the interior liner. The original construction of the tank called for the liner plates of the upper dome to be joined by a full penetration butt weld with a backing bar located on the inside of the tank. The backing bars were subsequently fillet welded to the liner plates. While the full penetration butt weld would normally represent the hydraulic boundary of the liner, the configuration of the joint with a backing bar prohibits an

examination of the weld from the inside of the tank. For this reason, the fillet weld joining the backing bars to the liner plates was evaluated as if it were a hydraulic boundary. This approach is conservative in that a breach in the fillet weld does not necessarily confirm a path through the liner of the tank.

Table 4-1 Tank Repairs by Area Summary						
Category	Basis for Percentage (Tank or Region)		Lower Dome	Barrel	Extension Ring	Upper Dome
	Tank	Region				
Percent of total relevant indications reported for assessment in Tank 14	X		2%	33%	14%	51%
Percent of relevant indications that required repair (defects)		X	71%	55%	69%	52%
Percent of the total repairs recommended in Tank 14	X		3%	32%	18%	47%
Percent of repairs due to backside corrosion in given area (lower dome, extension ring, upper dome or barrel)		X	0%	1.5%	23%	27.6%

Lower Dome

Tank 14 lower dome was inspected using LFET, BFET, and visual techniques. Inspection of the lower dome identified 2% of the relevant indications in the tank. Flaw characterization resulted in 71% of the relevant indications meeting repair criteria (defects), accounting for 3% of the total repairs in the tank. No defects due to backside corrosion were found in the lower dome. The repairs consist of weld and patch plates. See Attachment F for repair quantities in lower dome.

Barrel

Tank 14 barrel was inspected using LFET, BFET, and visual techniques. Inspection of the barrel plates identified 33% of the relevant indications in the tank. Flaw characterization resulted in 55% of the relevant indications meeting repair criteria (defects), accounting for 32% of all repairs in the tank. The repairs consist of weld, patch plates, and pipe cap repairs. Approximately 1.5% of repairs are areas of backside corrosion. See Attachment F for repair quantities in barrel.

Extension Ring

Tank 14 extension ring was inspected using LFET, BFET, and visual techniques. Inspection of the extension ring identified 14% of the relevant indications in the tank. Flaw characterization resulted in 69% of the relevant indications requiring repair (defects), accounting for 18% of all repairs in the tank. The repairs consist of weld, patch plates, and pipe cap repairs. Approximately 23% of repairs are areas of backside corrosion. See Attachment F for repair quantities in extension ring.

Upper Dome

Tank 14 upper dome was inspected using LFET, BFET, and visual techniques. Inspection of the upper dome identified 51% of the relevant indications in the tank. Flaw characterization resulted in 52% of these relevant indications requiring repair (defects), accounting for 47% of the repairs in the tank. The repairs consist of weld, patch plates, and pipe cap repairs. Approximately 27.6% of repairs are areas of backside corrosion. See Attachment F for repair quantities in upper dome.

Vent Line

Vent line inspection utilizing a motorized camera with magnetic pipe wall attachment capability found the line to be in poor condition. Remaining pipe wall is either too thin or has significant rust scale build-up causing the magnetic attachment on camera to disconnect approximately 15' into the vent pipe. No access portal is available at the top of the tank. In the portion of the line that is visible from the upper access tunnel, there is notable separation between the flange and the 24-inch spiral welded line for about 24 inches. It is assumed that the gunite encased steel liner is in poor condition based on condition visible from the tunnel and inability for camera to attach to pipe wall.

5.0 REPAIR ITEMS

Based upon the API field inspection, engineering judgment, and knowledge of funding practices, recommendations developed are listed below in the following tables as Mandatory (required), Non-mandatory, and recommended for long term serviceability. Refer to Attachment B, "Assessment of Compliance with Military Criteria" for comprehensive comments and recommendations of the tanks' compliance with military criteria.

Standard of Care

All repairs must meet the requirements of API 650 and API 653 regarding material, welding procedures and qualification of welders, and NDE of welding and testing requirements. Obtaining hot work permits and developing the appropriate hot work procedure for the tank floor is the responsibility of the repair contractor and must consider the tank has been in petroleum fuel service.

Mandatory Repair

Table 5-1 Mandatory Repairs

Findings	Repair	Photo
Mandatory repairs are repairs that are critical to the hydraulic and structural integrity of the tank and require repair prior to returning the tank to service.		
1. Defects found requiring patch plate repairs are: • Backside Corrosion • Dents	Provide patch plate repairs. Plate size, location in tank, and overall quantities can be found in Attachment F.	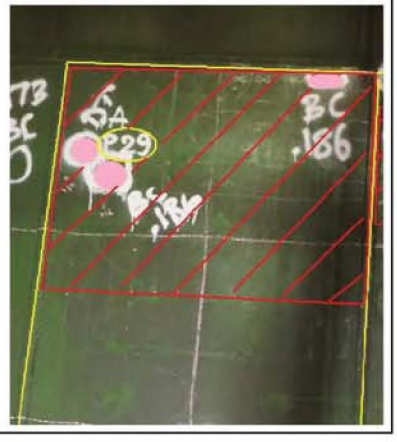

Table 5-1 Mandatory Repairs		
Findings	**Repair**	**Photo**
2. Defects found requiring weld repairs are: • Weld Indications • Porosity/Rounded Indications • Lack of Fusion • Insufficient Fill • Gouges • Undercut • Other shell topside indications	Provide weld to repair defects. Weld length, location in tank, and overall quantities can be found in Attachment F.	 
3. The existing 2-inch condensate line is sealed with a threaded cap.	Cut off existing pipe flush with tank floor and seal weld plate over the opening with an 8-inch patch plate. Thickness of the patch plate will be determined in the engineering design.	

Table 5-1 Mandatory Repairs		
Findings	**Repair**	**Photo**
4. The 32-inch tank product lines (nozzle) contain weld defects.	32-inch line: Provide 18 linear ft. of weld to repair the existing welds in poor condition.	
5. Old Stilling well/gauge Tube is welded to the floor.	Remove the old gauge tube at the floor and install a 6-inch patch plate. The remainder of the gauge tube is well supported on the center tower.	

Non-Mandatory Repairs

Table 5-2 Non-Mandatory Repairs		
Findings	**Repair**	**Photo**
The repairs listed below are not mandatory per API 653 or for structural and hydraulic integrity of the tank but should be performed if approved by the Government for the long-term preservation and integrity of the tank.		
1. The inside of the 32-inch line is not currently coated.	Once the 32-inch line is repaired, coat the inside of the line with and Polysulfide modified Epoxy Novolac coating system used for lower dome coating. By doing so the line will be subject to less corrosion potential.	

Table 5-2 Non-Mandatory Repairs		
Findings	**Repair**	**Photo**
2. The 18-inch tank product line passed strength and leak tightness tests, but the pipe wall thickness could not be evaluated for the entire pipe length. Welds could only be examined using a camera.	Take 18-inch line out of service and use as carrier pipe for drain line and sample lines. Modify piping in lower tunnel to reconnect tank to tunnel 18-inch line. This recommendation to remove 18-inch from active service was not made due to inadequate hydraulic or structural integrity but based on an abundance of caution to elevate the standard of care.	
3. The 8-inch tank drain line passed strength and leak tightness tests, but pipe wall thickness could not be evaluated for the entire pipe length. Welds could only be examined using a camera.	Abandon drain line and provide new drain line through existing 18-inch pipe. Provide new piping in lower tunnel to reconnect drain.	
4. The existing vent line could not be fully inspected due to excessive corrosion product build-up or thinning of pipe wall. It is assumed that the gunite encased steel liner is in poor condition based on condition in the tunnel and inability for camera to attach to pipe wall.	The vent line should be replaced in its entirety.	

Predictive Repairs

The SOW lists predictive repairs for Tank 14. The following table includes the predictive repairs listed in the government's SOW and identifies whether the repairs are valid or are not needed in our opinion. In addition to the list below, the Basis of Design will be updated during design and include notations or exceptions to the published specifications.

Table 5-3 Tank 14 SOW Repairs		
Item	**SOW Description**	**EEI Finding/Comment**
1.	**Reference:** Part 3 ¶B201009 **Exterior Piping:** Remove corrosion and coating on all exterior carbon steel issue, receipt, and drain piping within the tunnel, between the tank and skin valves, and recoat per Section 09 97 13.27. Coat isolation valves and repair coating damaged during installation per Section 09 97 13.27. **Touch Up:** Repair localized areas of failed and damaged coatings on the exterior of the manway in the upper tunnel. **Markings:** Identify all piping by marking in accordance with MIL-STD-161H (Identification of Piping Systems) per RFI-TO 004-002 and RFI TO 005-004.	EEI concurs with the repair. However, EEI recommends use of the previously approved Sherwin Williams Macropoxy 646 fast cure epoxy system, a recognized industrial coating repair product.
2.	**Reference:** ¶C3040 **Shell and Floor Coating:** After completion of inspection, repairs, and re-inspection of repairs, remove the existing coating and any corrosion within the lower dome, and the barrel extending up 40 inches from the spring line, and recoat per Section 09 97 13.15. Include prep and coating of piping and structural steel within the same elevation.	EEI concurs with the repair.
3.	**Reference:** ¶G306001 first paragraph. Inspect all fuel piping systems between the tank and the outside face of the flange of tank skin valves. Provide inspection and pressure test design for all pipe/nozzles between the tanks' skin valves and the tank. Include a hydrostatic test in accordance with ASME B31.3 and API RP 1110.	Inspection and Pressure Testing was completed.
4.	**Reference:** ¶G306001 second paragraph. Clean, refurbish, and recoat (per Section 4.1 Exterior Coating) the double-block-and-bleed valves (6-inch, 12-inch, and 20-inch) and/or ball valves (12-inch) in the pipelines connecting to each tank. Clean, refurbish, and recoat drain valves (4-inch). If any valves are gate valves, replace with double-block-and-bleed valves. Commission new or rebuilt valves into service.	EEI concurs with the coating repair. See comments on item 1 above. Valve refurbishment/repair: EEI concurs, details will be in design. Note that there may be some additional discussions on what valves will be re-used due to the taking the 18-inch nozzle out of service. Valve Replacements: EEI recommends installing new ball valves closest to the tank on all sample lines.
5.	**Reference:** ¶ G306003 (Tank Repairs) **Item a.** Provide angle iron to add an upper handrail, about 6-inch above the existing handrail	EEI concurs with the repair. This item was completed.
6.	**Reference:** ¶ G306003 (Tank Repairs) **Item b.** Provide 24 each missing fastener sets on center tower.	EEI concurs with the repair. However, the HEG Inspection Report should be referenced for completeness. See Tower Structural Report Attachment I.
7.	**Reference:** ¶ G306003 (Tank Repairs) **Item c.1.** Provide 6-inch diameter patch plates (200 each).	EEI concurs with the repair. It should be noted that there are only 167 recommended 6-inch diameter patch plates in Tank 14. The remainder of the recommended patch plates are larger in size.

Table 5-3 Tank 14 SOW Repairs		
Item	**SOW Description**	**EEI Finding/Comment**
8.	**Reference:** ¶ G306003 (Tank Repairs) **Item d.** Provide datum plates at the bottom of each tank.	EEI recommends not providing datum plates. In similar tanks at Red Hill (Tank 5) the datum plate was removed for water detection at the tank bottom. With the tank floor being half-inch thick at this location an additional datum was not necessary. New strapping tables will note no datum plate.
9.	**Reference:** ¶ G306003 (Tank Repairs) **Item e.** Replace all interior and exterior sample lines.	EEI recommends providing 100% replacement on the sample lines within the tank. These lines should be pressure tested to confirm the integrity of the fittings. EEI recommends changing the current configuration of the sample line connections to the lower tunnel since the existing nozzles are not recommended for continued use. See discussion below. Further discussion needed to determine amount of re-piping, if any, of sample piping manifold.
10.	**Reference:** ¶ G306003 (Tank Repairs) **Item f.** Remove non-standard flange on 32-inch interior nozzle and provide raised face, weld neck flange.	EEI Concurs, repair completed to support pressure testing.
11.	Provide Calibration Tables	EEI concurs new strapping tables are required.

Shell Repairs - General

Generally, welding repairs require surface preparation followed by welding of a tank seam or placement of a patch plate depending on the nature of the defect being repaired. Repairs by welding that involve the placement of a patch plate are further divided into two categories based on the patch size. Patches of a surface area of 2 square feet or less can be manipulated by hand utilizing the existing means of tank shell access. It is important to note that patch plates larger than 2 square feet will require additional consideration to both the means of moving and positioning the patch in place prior to welding and may also require further considerations regarding attachment to the underlying tank structure.

Instances of multiple defects in close proximity to each other that were reported and verified individually in the inspection process are combined into a single repair at some locations. This grouping of individual defects into single repairs is necessary to facilitate weld spacing requirements. The grouping of defects into a single repair may also provide a considerable time and material savings over addressing each indication separately. The approach for repair types are discussed below.

The overall repair methodology utilized in the determinations of repairs are outlined in API 653 and were utilized to the greatest extent possible.

Defects Caused by Rounded Indications

The recommended repair for these areas is to grind the affected area and apply a weld bead (or beads) to replace the deficient weld. Individual instances of porosity may be addressed by as little as 2 to 4 inches of weld repair while larger areas with numerous indications requiring several inches or more of repair.

Defects Caused by Dents, Gouges, Tear-Outs and Dent/Gouge Combinations

Repairs associated with these defects will be addressed with one of two methods depending on the severity and size of the defect. Tear-outs from the removal of temporary welds in the manufacture of the tank (or later) are typically repaired by filling the affected area with weld and then grinding the welded area to a flush condition with the surrounding plate. It is anticipated that these areas will require relatively short lengths of weld to correct the underlying discontinuity. The recommended repair for dents, gouges, and dent/gouge combinations is to apply a patch plate over the affected area and seal weld the patch to the surrounding plate with a multiple-pass fillet weld.

BFET Indications

When the lateral extent of the defect could be seen, relevant indications identified by BFET methods were characterized by visual methods. BFET indications of discontinuities that were not easily characterized by visual methods were added to the repair list without further inspection. It was determined that further inspecting the weld requires a greater effort to definitively examine and characterize than would be required to provide a repair. These efforts include coating removal and grinding prior to evaluation. A typical repair involves preparation of the affected area by grinding followed by re-welding.

Local Backside Corrosion

Localized backside corrosion limited to an area that can be repaired with a smaller sized patch plate and is discussed within this section.

The recommended repair is the placement of a lap patch sized sufficiently to overlap affected area by at least 2 inches in all directions. In some instances, this overlap spacing requirement is not attainable within a single shell plate while maintaining weld-to-weld spacing requirements per the requirements outlined in API 653 for floor plate patch repairs. There are varied approaches that are recommended based on the situation.

In the presence of significant thickness loss in close proximity to a butt-welded seam, the patch is forced to extend onto the adjacent plate. In this case, the weld spacing requirements API 653 for lap patches on floors have been adopted.

When the patch plate is near or abuts a backing bar (a flat steel bar installed on the tank exterior, or the backside of the weld), the recommendation is to provide a tombstone shaped patch plate with sides of the plate intersecting the backing bar fillet weld at approximately 90 degrees. The size of the patch plate will influence the method by which it is positioned for welding.

General Backside Corrosion

General backside corrosion is such that the area affected is much larger than a localized corrosion area and requires a repair that is larger in size. Within Tank 14, there are approximately 37 repairs that fall under this category, and it is recommended to repair an area greater than 2 square feet in area for each location. Several of these repairs are full plate replacement repairs.

These repairs will be unlike any previous repairs done at the Red Hill Facility and will require extensive design and construction considerations. Repairs could include the removal of existing shell plates and inserting new plate or welding patch plates to cover the affected areas.

Drain and Sample Lines Between Tank and Lower Tunnel

EEI recommends repurposing the 18-inch product line to serve as a carrier pipe for passage of the Drain and Sample Lines between the tank boundary (tank floor) and lower tunnel. The overall recommended concept will be fully developed during design but is summarized as follows:

1. The 18-inch line will be modified in the tank and in the lower tunnel.
2. A companion flange will be provided in the tank, close to the floor.
3. An 18-inch blind flange will be modified to contain 4 flanged 3/4-inch bulkhead connections and one 4-inch or 6-inch flanged bulkhead fitting, for the in-tank connections. We also will be considering a 100% welded method of penetrating the tank envelope, rather than an 18-inch flanged condition.
4. The method of closing off, or not closing off, the tunnel end of the system will be further evaluated.
5. The sample lines will be a flanged flexible stainless steel braided hose.
6. The drain line material will be developed during design.

6.0 COATING SYSTEM

Coating Requirements

Note that all tank interior repairs shall include providing specified coating system on the plate and welds repaired. APTIM is responsible for obtaining the services of an SSPC QP-5 certified firm, to provide a NACE Level 3 Coating Inspector to perform a coating condition survey. Results of this survey will be utilized to determine coating repair requirements.

7.0 SUITABILITY FOR SERVICE EVALUATION

Historical Inspection Information

Previous inspection on Tank 14 was completed in 1994 – 1996 by contractor AMAN Environmental Construction Inc. The tanks were inspected to API Std 653 by Leif Woodman of Conam MMP Inspections, Inc.

Corrosion Rates

Corrosion rates were calculated by region (upper dome, lower dome, barrel, or extension ring) utilizing the maximum wall loss for the entire area. Maximum wall loss is for a single location on the plate and not indicative for the entire plate or the entire region. Full results are in Attachment G. Each rate is based off UT data collected in the field. Please note that remaining wall thickness may have been a result of excessive grinding within the tank instead of corrosion. Utilizing these areas to calculate corrosion rate provides the most conservative rate calculation. The max corrosion rates for a single plate found in tank sections are as follows:

Upper Dome:	2.587 mils per year
Extension Ring:	2.307 mils per year
Barrel:	1.747 mils per year
Lower Dome:	0.880 mils per year
Floor:	Negligible – Plate thickness is within mill tolerance

The corrosion rates were calculated using an assumed original metal thickness of 250 mil, the remaining wall thickness, and 75 years in service (1942 construction). The numbers listed above are the largest corrosion rate in each area.

8.0 CLOSURE

Conclusions

Mandatory repairs were identified prior to return-to-service. Pending completion of the mandatory repair items noted, Tank 14 will be suitable to return-to-service.

The repairs to Tank 14 primarily include weld and patch plate repairs.

Project Organization

Prime Contractor	APTIM
Tank Inspection	Enterprise Engineering Inc.
Tank Inspection	TesTex
Pressure Testing	Vista Precision Solutions
Mechanical Services	APTIM

EEI Project Team

Site Team

Doug J. Kieley, P.E.	Project Manager, Inspector of Record API 653 AST Inspector Certificate No. 40281 API 570 Piping Inspector Certificate No. 23161
Karl R. Schlenker	Senior Mechanical Integrity Engineer, API 653 AST Inspector Certificate No. 40225 API 570 Piping Inspector Certificate No. 41177
Curtiss M. Hallock	Mechanical Integrity Engineer, API 653 AST Inspector Certificate No. 72319
Shaun C. Wilson	Mechanical Engineer, API 653 AST Inspector Certificate No. 60045 API 570 Piping Inspector Certificate No. 47576
Jacob M. Sylvain	Mechanical Integrity Engineer, API 570 Piping Inspector Certificate No. 77282
Adam Simpson	Mechanical Integrity Engineer
Joseph G. Miller, III	Mechanical Integrity Technician, API 653 AST Inspector Certificate No. 83612 API 570 Piping Inspector Certificate No. 80768

Brian R. Ayotte	Mechanical Integrity Technician, API 653 AST Inspector Certificate No. 65052 API 570 Piping Inspector Certificate No. 64916
Timothy J. Newman P.E.	Mechanical Integrity Engineer API 653 Piping Inspector Certificate No. 65093 API 570 Piping Inspector Certificate No. 65093

Support Team

Stephen S. Brooks, P.E.	Principal-in-Charge/ QA Review API 653 AST Inspector Certificate No. 17 API 570 Piping Inspector No. 23663
Steve J. DiGregorio, P.E.	Chief Structural Engineer, API 653 AST Inspector Certificate No. 1113

ATTACHMENT A

TANK INSPECTION DATA SHEET AND EVALUATION ITEMS

Page Intentionally Left Blank

DLA ENERGY TANK CMP CONDITION FORM

TANK INSPECTION SUMMARY SHEET

Tank Location (Site Code):	Red Hill Fuel Storage Facility, NAVSUP FLC, Joint Base Pearl Harbor-Hickam, Hawaii (JBPHH)
Tank No.:	14
Facility No.:	N/A
Inspection Date(s):	July 2017 to December 2017
Tank Type:	Mined Underground Storage Tank
Type of Inspection:	Internal w/ Suitability for Service Evaluation
Contract Number, Task Order:	N39430-15-D-1632
Prime Contractor Name:	APTIM 12005Ford Road, Suite 600 Dallas, TX 75234 (833) 862-7846
Inspector, Certificate No.:	Douglas J. Kieley, P.E. API-653 AST Inspector Certificate No. 40281
Inspection Company:	Enterprise Engineering, Inc. 400 US Route 1, North Suite B Falmouth, ME 04105 (207) 869-8006
Manufacturer, Date, Design Standard:	Morrison Knudsen, 1942, Not Specified
Diameter:	100'-0"
Shell Height:	250'-6"
Product, Specific Gravity:	JP-5, 0.82
Design Pressure / Temperature:	96.9 psi / 50 degrees F
Gross Capacity / Nominal Capacity:	300,000 Bbls
Safe Fill Height:	Top of Shell Course A in the Upper Dome
GPS Latitude and Longitude:	N/A
Foundation Configuration:	Concrete / Gunite encasement with embedded rebar and I-beams
Shell Configuration:	Upper Dome: 5 courses, Butt Welded w/ Backing Bars Extension Ring: 4 courses, Butt Welded w/ Backing Bars Barrel: 28 courses, Butt Welded Lower Dome: 4 Courses, Butt Welded
Roof:	Dome with Structural Steel
Floating Pan:	Not Applicable
Cathodic Protection:	None – Not Applicable
Stilling Wells:	6-inch ATG
Last Inspection (Type, Date):	Out-of-Service, 1994
Last Coated Internally (Product):	1983
Last Coated Externally (Product):	Not coated Externally

INSPECTION RESULTS

Can tank return to service?:	No.
Deficiencies identified as mandatory repairs:	Yes, see paragraph titled "Mandatory Repairs" in body of report
Deficiencies identified as recommended repairs:	Yes, see paragraph titled "Non-Mandatory Repairs" in body of report.
Deficiencies identified as long term repairs:	No.
Next Scheduled API Inspections (Type, Date):	API 653 Out-of-Service: 2038 (20 Years)
Next Scheduled Tank Cleaning (UFC 3-460-03, 2016):	Army, Navy, Marine Corps Tank (During OOS Inspection Unless Required More Frequently due to Potential Fuel Quality Issues): January 2038

ADDITIONAL ITEMS

Change in Service:	None
As-Built Drawings, Specifications:	Yes

Page Intentionally Left Blank

ATTACHMENT B

ASSESSMENT OF COMPLIANCE WITH MILITARY CRITERIA

Page Intentionally Left Blank

ASSESSMENT OF COMPLIANCE WITH MILITARY CRITERIA

UFC 3-460-01, Table 8-1

(Complete UFC available at www.wbdg.org)

Requirements for Vertical Underground Storage Tank (V-U) Only

ITEM	APPURTENANCE (UFC REQUIREMENT)	COMPLIANT		COMMENTS/RECOMMENDATION (A blank in comments column indicates UFC compliance)
		YES	NO	
MANHOLE				
a	A 30-inch diameter manhole, a minimum of one manhole for tanks between 1,000 gallons and 5,000 gallons capacity, and a minimum of two manholes (both are to be at least 36 inches), for tanks larger than 5,000 gallons capacity.		X	Tank is equipped with one 24-inch and 8-foot manhole at the Upper Tunnel level and one 30-inch manhole on top of the tank. It is not compelling to provide 36-inch manholes.
LADDER/STAIRS				
i	Internal ladders (in accordance with OSHA criteria) for tanks of 5,000 gallons or larger with floating pans.	X		Internal ladder in good condition and compliant from bottom of tank to the top inside center tower.
LEVEL ALARMS				
l	An individual automatic level alarm system, independent of the gauging device or system for each tank. Include high, high-high, low and low-low level alarms.	X		Tank contains high level and high-high level alarms which alarm separate from ATG system. The remainder of the Alarms are compliant with NAVSUP requirements for the Red Hill Facility.
VENTS				
m	Open atmospheric vents with weather hoods and bird screens or pressure/vacuum vents in lieu of open vents. Comply with NFPA 30, host nation requirements, Chapter 2 of this UFC, API Std 650, API Std 2000, 29 CFR Part 1910.106, and DoD Standard Design AW 78-24-27, where applicable.	X		Tank contains a single 24-inch spiral welded vent line from the top of the tank to the Upper Tunnel Vent spool. The remaining portions of the requirements are not applicable to Red Hill Tanks.
n	Emergency relief venting with capacity in accordance with NFPA 30 and UL 142, as applicable or a weak roof-to-shell seam, as specified in API Std 650.	X		No emergency relief venting required for Red Hill Tanks.
GAUGE/GAUGE HATCH/STILLING WELLS				
o	A liquid level gauge calibrated in 1/16-inch graduations mounted at 60 inches above the walking surface.	X		Tank is outfitted with an ATG system on the top of the tank.
p	Automatic Tank Gauging (ATG) for all tanks with fuel managed through the Defense Logistics Agency's Business Modernization {BSM Enterprise Resource Programs (ERP) - Fuels section}, that complies with API MPMS Chapter 3.	X		Tank is outfitted with an ATG system on the top of the tank.
q	A 4-inch gauge hatch with drop tube to within 3 inches of the bottom of the tank (lowest point in the tank, not the sump). A second 4-inch opening without a drop tube or gauge hatch.	X		Tank does contain a gauge hatch, but does not have a drop tube. Tank is compliant with NAVSUP requirements.

ASSESSMENT OF COMPLIANCE WITH MILITARY CRITERIA

UFC 3-460-01, Table 8-1

(Complete UFC available at www.wbdg.org)

Requirements for Vertical Underground Storage Tank (V-U) Only

ITEM	APPURTENANCE (UFC REQUIREMENT)	COMPLIANT		COMMENTS/RECOMMENDATION (A blank in comments column indicates UFC compliance)
		YES	NO	
r	One 10-inch roof flanged nozzle with an 8-inch aluminum, fully slotted, stilling well for ATG near the edge of the roof near the top of the stairway platform.	X		A 6-inch Aluminum ATG system stilling well is mounted on a 10-inch nozzle. Tank is compliant with NAVSUP requirements.
s	One 8-inch roof flanged nozzle with a 6-inch aluminum, fully slotted, stilling well for temperature and water bottom sensor, as close to or in the tank sump as possible. See DoD Standard Design AW 78-24-27.	X		There is no separate stilling well for temperature and water bottom sensor. Tank is compliant with NAVSUP requirements.
t	One 10-inch roof nozzle and an aluminum slotted stilling well extended to within 3 inches of the bottom of the tank* for gauging and sampling. A datum plate to establish a gauging zero point.	X		There is no stilling well for manual tank gauging. Tank is compliant with NAVSUP requirements.
PIPE CONNECTION				
w	Inlet fill pipe with horizontal exit perpendicular to a tank radial. Discharge is approximately 4 inches above tank floor and enlarged to reduce fuel velocity. An inverted trap is placed in the line to serve as a liquid lock to prevent entry of fire or an explosion from outside the fill pipe.		X	32-inch pipe exits perpendicular to tank floor. 18-inch pipe exits perpendicular to tank radial at 2-feet above tank floor. No trap is placed in line. Design is Standard for Red Hill Tanks.
OVERFILL PROTECTION				
x	Overfill protection with a hydraulically operated diaphragm control valve.		X	Not applicable to Red Hill Tanks.
WATER DRAW-OFF				
dd	A central sump pump.	X		Tank is equipped with an 8-inch drain in center of tank.
STRIKER PLATES				
gg	Striker plates under all openings used for manual gauging in steel tanks and all openings in fiberglass tanks.	X		Not applicable to Red Hill Tanks.
Additional Military Criteria Items, Comments or Notes: None.				

END OF DATA

ATTACHMENT C

NON-DESTRUCTIVE EXAMINATION (NDE) AND EVALUATION CRITERIA

Page Intentionally Left Blank

CODES AND STANDARDS

API Standard 653, 5th Edition, November 2014

API Standard 650, 12th Edition, March 2013, Addendum 2, January 2016

UFC 3-301-01 Structural Engineering, September 2016

NON DESTRUCTIVE EXAMINATION (NDE)

Tank Inspection (General)

API Standard 653 as applicable.

Visual Inspection

1. Inspection Items
   - In accordance with API Standard 653.
   - Floor, shell and upper dome welded joints (where accessible).
   - Floor, shell and upper dome surfaces.
   - Items affecting structural and hydraulic integrity.
2. Method
   - In accordance with API Standard 653.
   - Special considerations for rounded indications:

     Rounded indications are defined as surface-penetrating discontinuities whose length is less than three times the width. Rounded indications in existing work are subject to further examination when they are obscured by coating and/or debris or if, for any reason, the full extent of the included surface is obscured. Cleaning the area of interest to bare metal is performed prior to re-evaluation of the indication. Removal of coating, serves multiple purposes, such as:

     - Length and width can be accurately measured without the inclusion of an unknown coating thickness;
     - False positive indications caused solely by coating defect can be easily evaluated;
     - Other forms of indication or defect (slag inclusions, for example) can often be hidden by coating and cause the appearance of rounded indications in the coating.
   - Remaining thickness-based criteria for evaluation of indications.

     It is common practice to only bring historically constructed and service-tested equipment into compliance with current code when repair, upgrade or other new construction is performed. For this reason, criteria presented here for surface penetrating (but non-crack forming) indications that have a length component in the through-thickness direction are based on the calculated minimum remaining wall thickness. It is the goal of this criteria to identify and reject any discontinuity that penetrates the steel to a depth such that the remaining wall thickness is thinner than the calculated minimum based on the calculations presented in Attachment G.

3. Acceptance Criteria

   Acceptance criteria are from the applicable clause in AWS D1.1 and section in API 650:

Indication Type	Acceptance Criteria
Crack	Unacceptable, regardless of size or location.
Weld/Base Metal Fusion	Complete fusion shall exist between adjacent layers of weld metal and between weld metal and base metal.
Crater Cross Section	All crater cracks shall be removed and filled.
Weld Profiles	Must confirm to AWS D1.1 Subclause 5.23.
Undersize Welds	The size of a fillet weld in any continuous weld may be less than the ¼-inch nominal size without correction by 3/32-inch or by an amount that ensures a minimum through-thickness of the remaining wall thickness criteria, as calculated in Attachment G.
Undercut	For existing welds (welds that have previously been in-service) the acceptance criteria for depth of undercut will be based on remaining wall thickness criteria, as calculated in Attachment G.
Porosity, Rounded Indications	Piping shall have no visible porosity. For all other welds porosity shall not exceed 1 indication in 4 inches and the maximum diameter shall not exceed 3/32-inch. In addition, acceptance criteria for depth of the discontinuity will be based on remaining wall thickness criteria, as calculated in Attachment G.

Ultrasonic Testing (UT)

Ultrasonic thickness measurements were taken to establish end of nozzle and floor plate thicknesses.

1. Inspection Items
   - In accordance with EEI NDE Procedure, EEI-UT-002, Ultrasonic Thickness Examination.
   - Floor plates
   - End of nozzles
2. Equipment
   - Olympus 38DL Plus / Olympus 45 MG
3. Method
   - Perform on a spot basis to determine thickness.
   - Perform as follow-up to LFET indications to determine the remaining wall thickness.
4. Acceptance Criteria

   Planar indications such as laminations shall be reported to the inspector of record for further review.

Dual Linear Phased Array UT

Quantitative assessment of the tank shell and floor.

1. Inspection Items
   - In accordance with EEI NDE Procedure, EEI-PAUT-001, Ultrasonic Thickness Examination.

- Shell plates
- Upper dome plates
- Floor plates (to prove up any findings from the LFET)

2. Equipment
   - Olympus OmniScan SX with 7.5 MHz Dual Linear Array Probe for corrosion inspection.
3. Method
   - Perform at follow-up to LFET indications found by TesTex to determine the nature of the indication.
   - Echo/Echo (E/E) or Thru Coat mode for determining metal thickness and backside corrosion on coated surfaces without including thickness of coating in reading.
4. Acceptance Criteria

   Planar indications such as laminations shall be reported to the inspector of record for further review.

Phased Array UT

Quantitative assessment of welds.

1. Inspection Items
   - In accordance with EEI NDE Procedure, EEI-PAUT-002.
   - Circumferential welds of the 32-inch piping.
2. Equipment
   - Olympus OmniScan SX with 5MHz angle beam probe.
3. Method
   - Perform double-sided angle beam inspections of circumferential welds according to established scan plans developed for addressing the piping thickness and weld orientation.
4. Acceptance Criteria
   - ASME B31.3
   - A linear-type discontinuity is unacceptable if the amplitude of the indication exceeds the reference level and its length exceeds ¼ in. for pipe thickness less than or equal to ¾ in.

Low Frequency Electromagnetic Technique (LFET)

1. Inspection Items
   - In accordance with TesTex Inspection Procedure.
2. Equipment
   - FALCON S (8-Channel), 18.10 KHz

   The equipment utilizes magnetizing core that acts as a DC electromagnet to generate a strong magnetic field. The saturation lowers the permeability of the ferromagnetic material which allows the Eddy Current field to penetrate deeper into the material being tested. Any wall loss will result in a

concentration of the magnetic field in the remaining wall, resulting in an increased magnetic flux density around and under the defect. The distortion of the magnetic field is measured as a change of phase and amplitude in the secondary voltage generated by the material. The signal amplitude of the defect indication is in direct proportion to the volume of the defect. The signal phase of the defect indication is used to differentiate top side or bottom side defects

3. Detection Capability

   The equipment is calibrated on a 1/4-inch thick function test plate with three machined metal loss defects:

   - 1/8-inch diameter hole in 1/4-inch thick plate
   - A tapered hole drilled 40% backside metal loss of plate thickness on surface opposite the detection equipment
   - A machined notch across the width of the function test plate

   Any signal that can be clearly distinguished from background noise during floor scanning is marked for follow-up testing by ultrasonic A-Scan.

4. Acceptance Criteria

   - Indication - Full screen LED display in "red" zone requires follow-up ultrasonic testing to determine nature of the indication.

5. Areas Not Accessible to Scanning

   - Within 1-inch of tank shell
   - Within 1-inch of welded joints
   - Floor areas below interior piping and appurtenances where the equipment cannot fit
   - Sumps
   - Below column bases and pipe supports
   - Patch plates

Balanced Field Electromagnetic Technique (LFET)

1. Inspection Items

   - In accordance with TesTex Inspection Procedure.

2. Equipment

   - FALCON S (8-Channel), 18.10 KHz
   - Hawkeye probe

   The Hawkeye probe creates a balanced field in which small changes in the electromagnetic field can be detected by reducing the noise through phase rotation of the horizontal and vertical component of the signal. This allows the Hawkeye probe to detect surface and subsurface cracking.

3. Detection Capability

   - The equipment is calibrated to TesTex standards.

4. Acceptance Criteria
    - Indication - The flaw will appear as a differential signal

Pit Survey

1. Inspection Items
    - Tank floor
    - Tank shell
    - Tank Upper Dome
2. Equipment
    - Mechanical pit gauges

Magnetic Particle Testing (MT)

1. Inspection items
    - In accordance with EEI NDE Procedure, EEI-NDE-001
    - Mitered welds in the 32-inch
    - 8-inch drain cap
    - TesTex weld BFET indications
    - Plug welds in the adjustment plate and expansion joint
    - Strain gauges
2. Equipment
    - Magnaflux Y-1

    The Magnaflux Y-1 is AC electromagnetic yoke.
3. Method
    - The application of wet visible or fluorescent particles shall be by spraying or flowing the medium under the continuous magnetization technique; i.e., the magnetizing current remains on while the examination medium is being applied and while excess of the examination medium is being removed.
    - At least two separate examinations shall be carried out at each location. During the second examination, the lines of magnetic flux shall be approximately perpendicular to those used during the first examination.
4. Acceptance Criteria

    All surfaces to be examined shall be free of:
    - Relevant linear indications;
    - Relevant rounded indications greater than 3/16-inch;
    - Four or more relevant rounded indications in a line separated by 3/16-inch or less, edge to edge.

Vacuum Box Testing (VBT)

1. Inspection Items
   - 8-inch drain cap
   - Strain gauges
   - Adjustment plate welds
   - Expansion joint welds
   - Tower leg welds
2. Equipment
   - Custom vacuum boxes built in situ for different welds.
3. Method
   - The application of a soap film solution is applied in accordance with API 650.
   - Initial pressure of between 21 and 35 kPa in which the vacuum is formed.
   - Increase and test under 56 to 70 kPa.
4. Acceptance Criteria
   - Indications - The continuous formation or growth of bubbles produced by air passing through the thickness is a through thickness leak indication. A large opening leak is indicated by the quick bursting bubbles or spitting response at initial pressure of vacuum.

Coating Thickness Measurements

1. Equipment
   - PosiTector 6000 Thickness Gauge.

Pipe Visual Inspection Camera

1. Equipment
   - Wohler VIS 350 Pipe Inspection Camera
   - 656 x 492 pixels (NTSC)
   - 0.5 Lux light sensitivity
   - Push rod length 100'

ATTACHMENT D

TANK DRAWINGS

Page Intentionally Left Blank

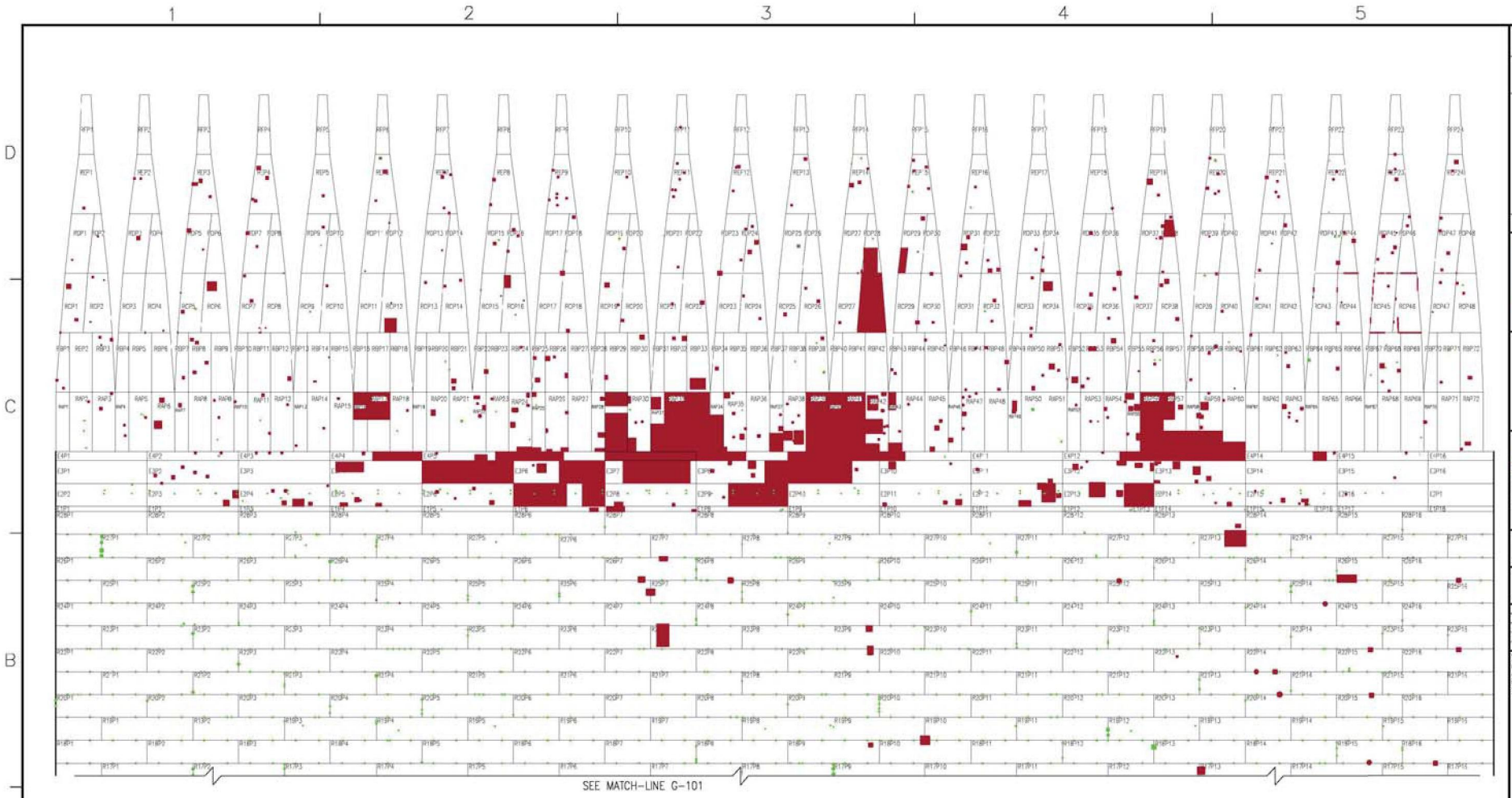

TOP of TANK – SHELL ROLL-OUT

TANK 14 PLATE LAYOUT

SCALE: N.T.S.

LEGEND

- EXISTING FEATURES
- REPAIRS

IF SHEET IS LESS THAN (22" x 34")
IT IS A REDUCED PRINT-SCALE. REDUCE ACCORDINGLY.
PRINT DRAWINGS IN PDF FORMAT ON 11x17 PAPER.
THE CONTRACTOR SHALL BE RESPONSIBLE FOR COORDINATING THE WORK AMONG THE VARIOUS TRADES AS NECESSARY TO AVOID CONFLICTS AND TO ENSURE THE INSTALLATION OF ALL WORK WITHIN THE AVAILABLE SPACE.

NOT FOR CONSTRUCTION

APTIM

A	NOT FOR CONSTRUCTION	01/31/2020	DJK
ITR	DESCRIPTION	DATE	APPR

NAVFAC

ENTERPRISE ENGINEERING, INC.

DESIGN DJK Office PEP Date

DEPARTMENT OF THE NAVY
NAVAL FACILITIES ENGINEERING COMMAND NAVFAC EXWC PORT HUENEME, CA
JOINT BASE PEARL HARBOR HICKAM PEARL HARBOR, HI
CLEAN, INSPECT AND REPAIR
RED HILL TANK 14
TANK 14 PLATE LAYOUT (1)

SCALE: AS NOTED
CONTRACT NO.: 1540681
CONTR. CODE NO.: N39430-15-D-1632
NAVFAC DRAWING NO.: XXXXXXXXX
SHEET 2 OF 10

G-100

DRAWING REVISED 31 JANUARY 2017

RDHLCC0028056



BOTTOM of TANK – SHELL ROLL-OUT

TANK 14 PLATE LAYOUT

SCALE: N.T.S.

LEGEND

- EXISTING FEATURES
- REPAIRS

IF SHEET IS LESS THAN (22" x 34")
IT IS A REDUCED PRINT-SCALE. REDUCE ACCORDINGLY.
PRINT DRAWINGS IN PDF FORMAT ON 11x17 PAPER.
THE CONTRACTOR SHALL BE RESPONSIBLE FOR COORDINATING THE WORK AMONG THE VARIOUS TRADES AS NECESSARY TO AVOID CONFLICTS AND TO ENSURE THE INSTALLATION OF ALL WORK WITHIN THE AVAILABLE SPACE.

NOT FOR CONSTRUCTION

BY	DESCRIPTION	DATE	BY
A	NOT FOR CONSTRUCTION	01/31/2020	DJK

NAVFAC

ENTERPRISE ENGINEERING, INC.

DEPARTMENT OF THE NAVY
NAVAL FACILITIES ENGINEERING COMMAND NAVFAC EXWC, CA
PORT HUENEME, CA
JOINT BASE PEARL HARBOR-HICKAM PEARL HARBOR, HI

CLEAN, INSPECT AND REPAIR
RED HILL TANK 14

TANK 14 PLATE LAYOUT (2)

SCALE: AS NOTED
CPP/PROJECT NO.: 1540681
CONTR. CODE NO. I.D.: N39430-15-D-1632
NAVFAC DRAWING NO.: XXXXXXXXX
SHEET 3 OF 10

G-101

APTIM

ATTACHMENT E

TANK PHOTOGRAPHS

All photographs in this report, unless otherwise noted, were taken by Enterprise Engineering, Inc. or our authorized subconsultants. Enterprise Engineering, Inc. hereby grants permission to the U.S. Government and its contractors to publish/republish these photos.

Page Intentionally Left Blank



Photo 1: Upper access manway



Photo 2: Vent piping pictured from upper dome



Photo 3: Vent piping flange at lower access tunnel



Photo 4: 96-inch Upper access tube manhole



Photo 5: Gauge well welds at upper dome



Photo 6: Center tower, catwalk, upper dome, and extension ring



Photo 7: Pitting on upper dome plate near upper manway access



Photo 8: Dents in upper dome plate



Photo 9: Dent above previously welded over defect



Photo 10: Top side pitting of barrel plate



Photo 11: Dent in barrel plate



Photo 12: Pitting in lower dome after being ground down for repair



Photo 13: Tank floor and base of center tower



Photo 14: 18-inch internal piping at tank floor with blind flange for testing



Photo 15: 18-inch internal piping and diffuser



Photo 16: Dent in 32-inch piping next to longitudinal weld



Photo 17: Insufficient filler in circumference weld of 32-inch piping



Photo 18: Porosity along flange weld of 32-inch piping at tank floor



Photo 19: Pitting at base of 32-inch piping at tank floor



Photo 20: ATG at tank floor



Photo 21: Sampling lines at tank floor



Photo 22: Sampling lines at lower access tunnel

Page Intentionally Left Blank

ATTACHMENT F

EEI MASTER SPREADSHEET OF FINDINGS AND REPAIRS

Page Intentionally Left Blank

ATTACHMENT F - MASTER SPREADSHEET 6/7/2018

Location in Tank			Predicted Repairs			Discovered Repairs				
			Number of 6" Diameter Repairs	Linear Feet of Weld	Square Feet of Patch Plate	Number of Repairs	Linear Feet of Weld	Area of Patch Plate (sq. ft.)	Number of Patch Plates <= 2 sq. ft.	Number of Patch Plates > 2 sq. ft.
Upper Dome Course F		Weld Repairs				32	17			
		Patch Plate Repairs	1	2	0	0	0	0	0	0
		Misc Repairs				0	0	0	0	0
Upper Dome Course E		Weld Repairs				78	64			
		Patch Plate Repairs	41	64	8	29	75	13	29	0
		Misc Repairs				0	0	0	0	0
Upper Dome Course D		Weld Repairs				101	52			
		Patch Plate Repairs	13	20	3	34	130	51	31	3
		Misc Repairs				0	0	0	0	0
Upper Dome Course C		Weld Repairs				224	201			
		Patch Plate Repairs	18	28	4	28	134	88	23	5
		Misc Repairs				0	0	0	0	0
Upper Dome Course B		Weld Repairs				269	138			
		Patch Plate Repairs	18	28	4	42	132	32	41	1
		Misc Repairs				0	0	0	0	0
Upper Dome Course A		Weld Repairs				254	245			
		Patch Plate Repairs	36	57	7	90	753	712	60	30
		Misc Repairs				0	0	0	0	0
Extension Ring		Weld Repairs				399	296			
		Patch Plate Repairs	14	22	3	86	836	788	54	32
		Misc Repairs				0	0	0	0	0
Barrell		Weld Repairs				842	302			
		Patch Plate Repairs	5	8	1	37	201	84	30	7
		Misc Repairs				15	47	12	15	0
Lower Dome		Weld Repairs				52	19			
		Patch Plate Repairs	21	33	4	2	7	1	2	0
		Misc Repairs				0	0	0	0	0
Floor		Weld Repairs				0	0			
		Patch Plate Repairs	0	0	0	0	0	0	0	0
		Misc Repairs				0	0	0	0	0

	Summary of Predicted Repairs			Summary of Discovered Repairs				
	Number of 6" Diameter Repairs	Linear Feet of Weld	Square Feet of Patch Plate	Number of Repairs	Linear Feet of Weld	Area of Patch Plate (sq. ft.)	Number of Patch Plates <= 2 sq. ft.	Number of Patch Plates > 2 sq. ft.
Weld Repairs				2251	1333			
Patch Plate Repairs	167	262	33	348	2268	1770	270	78
Misc Repairs				15	47	12	15	0
Totals	167	262	33	2614	3647	1781	285	78

TOTAL RECOMMENDED REPAIRS	
Patch Plates	515
Weld Repairs	2251
Pipe Cap	15
TOTAL	2781

			Shell Location			Master Features Legend	TesTex NDE							EEI NDE								Notes	Photo Links	Recommended Repairs								Repair Type Legend
Date	Tank No.	Overall ID	General Location			Master Feature	TesTex Indication ID on Plate	TexTex Reported Indication Location		TesTex NDE		SIMPLIFIED INDICATION TYPE	Minimum Wall Thickness (in)	Depth of Topside Indication(in)	Center of indication: X (in)	Center of indication: Y (in)	Method	Indication Type	SIMPLIFIED INDICATION TYPE	EEI Recommendation (Repair or No Repair)	Minimum Thickness (in)	Depth (in)			Center of Repair: X (in)	Center of Repair: Y (in)	Width or Dia (in)	Height (in)	Length of Weld (in)	Area of PP (sq in)	EEI repair No.	Repair No. on Plate	Repair Type (Patch, Weld, Other)
			Location in Tank	Shell Course	Plate Number			X Coordinate (in)	Y Coordinate (in)	Method	Indication Type																					
12/7/2017	14	14-UD-F-1-27-47	UD	F	1		1	27	47	VT	POR	POR			27	47	VT	P	RI	NR													
12/7/2017	14	14-UD-F-1-1-109	UD	F	1		2	1	109	VT	POR	POR			1	109	VT	P	RI	NR													
12/7/2017	14	14-UD-F-1-16-123	UD	F	1										16	123	VT	IF	IF	R			UF 6" VWR		16	123	0	6	6		14-UD-F-1-16-123-1	1	WR
12/7/2017	14	14-UD-F-2-3-80	UD	F	2		1	3	80	VT	GOUGE	G			3	80	VT	GOUGE	G	NR													
12/7/2017	14	14-UD-F-2-11-80	UD	F	2		2	11	80	VT	GOUGE	G			11	80	VT	GOUGE	G	NR													
12/7/2017	14	14-UD-F-3-6-46	UD	F	3		1	6	46	VT	DENT	D			6	46	VT	DENT	D	NR													
12/7/2017	14	14-UD-F-3-10-84	UD	F	3		2	10	84	VT	DENT	D			10	84	VT	DENT	D	NR													
12/7/2017	14	14-UD-F-4-3-56	UD	F	4		1	3	56	VT	DENT	D			3	56	VT	DENT	D	NR													
12/7/2017	14	14-UD-F-4-13-76	UD	F	4		2	13	76	VT	TS	TS		0.125	13	76	VT	TS	TS	NR		0.125	0.125 TS									
12/7/2017	14	14-UD-F-4-21-1	UD	F	4		3	21	1	VT	POR	POR			21	1	VT	P	RI	NR													
12/7/2017	14	14-UD-F-5-3-42	UD	F	5		1	3	42	VT	GOUGE	G		0.1	3	42	VT	GOUGE	G	R		0.1	TS, 2" WR		3	42	0	2	2		14-UD-F-5-3-42-1	1	WR
12/7/2017	14	14-UD-F-5-2-64	UD	F	5		2	2	64	VT	GOUGE	G		0.1	2	64	VT	GOUGE	G	R		0.1	TS, 2" WR		2	64	0	2	2		14-UD-F-5-2-64-2	2	WR
12/7/2017	14	14-UD-F-5-6-24	UD	F	5		3	6	24	VT	DENT	D			6	24	VT	DENT	D	NR													
12/7/2017	14	14-UD-F-5-10-24	UD	F	5		4	10	24	VT	DENT	D			10	24	VT	DENT	D	NR													
12/7/2017	14	14-UD-F-6-22-32	UD	F	6		1	22	32	VT	TS	TS		0.125	22	32	VT	TS	TS	NR		0.125	TS									
12/7/2017	14	14-UD-F-6-24-24	UD	F	6		2	24	24	VT	TS	TS		0.125	24	24	VT	TS	TS	R		0.125	TS, 2" WR		24	48	0	2	2		14-UD-F-6-24-48-1	1	WR
12/7/2017	14	14-UD-F-6-6-6	UD	F	6		3	6	6	VT	DENT	D			6	6	VT	DENT	D	NR													
12/7/2017	14	14-UD-F-6-10-10	UD	F	6										10	10	VT	IF	IF	R			4" HWR		10	10	4	0	4		14-UD-F-6-10-10-2	2	WR
12/7/2017	14	14-UD-F-7-8-22	UD	F	7		1	8	22	VT	TS	TS		0.125	8	22	VT	TS	TS	R		0.125	0.125 TS, 2-4" WR		8	22	0	4	4		14-UD-F-7-8-22-1	1	WR
12/7/2017	14	14-UD-F-7-8-40	UD	F	7		2	8	40	VT	DENT	D			8	40	VT	DENT	D	NR													
12/7/2017	14	14-UD-F-8-8-23	UD	F	8		1	8	23	VT	TS	TS		0.125	8	23	VT	TS	TS	NR		0.125	0.125 TS									
12/7/2017	14	14-UD-F-9-18-29	UD	F	9		1	18	29	VT	TS	TS		0.125	18	29	VT	TS	TS	NR		0.125	0.125 TS									
12/7/2017	14	14-UD-F-10-12-75	UD	F	10		1	12	75	VT	TS	TS		0.1	12	75	VT	TS	TS	NR		0.1	0.100 TS									
12/7/2017	14	14-UD-F-10-18-70	UD	F	10		2	18	70	VT	TS	TS		0.125	18	70	VT	TS	TS	NR		0.125	0.125 TS									
12/7/2017	14	14-UD-F-11-15-71	UD	F	11		1	15	71	VT	TS	TS		0.197	15	71	VT	TS	TS	R		0.197	0.197 TS 6x6 PP		15	71	6	0	18.84956	28.27433	14-UD-F-11-15-71-2	2	PP
12/7/2017	14	14-UD-F-11-10-81	UD	F	11		2	10	81	VT	TS	TS		0.09	10	81	VT	TS	TS	NR		0.09	0.090 TS									
12/7/2017	14	14-UD-F-11-1-87	UD	F	11		3	1	87	VT	TS	TS		0.125	1	87	VT	TS	TS	NR		0.125	0.125 TS									
12/7/2017	14	14-UD-F-11-4-113	UD	F	11		4	4	113	VT	TS	TS		0.187	4	113	VT	TS	TS	NR		0.187	0.187 TS									
12/7/2017	14	14-UD-F-11-14-94	UD	F	11		5	14	94	VT	TS	TS		0.125	14	94	VT	TS	TS	NR		0.125	0.125 (on channel)									
12/7/2017	14	14-UD-F-11-0-24	UD	F	11										0	24	VT	P	RI	R			4" VWR		0	24	0	4	4		14-UD-F-11-0-24-1	1	WR
12/7/2017	14	14-UD-F-12-8-103	UD	F	12		1	8	103	VT	TS	TS		0.1	8	103	VT	TS	TS	NR		0.1	TS									
12/7/2017	14	14-UD-F-12-3-118	UD	F	12		2	3	118	VT	TS	TS		0.1	3	118	VT	TS	TS	NR		0.1	TS									
12/7/2017	14	14-UD-F-12-10-120	UD	F	12										10	120	VT	P	RI	R			6" VWR		10	120	0	6	6		14-UD-F-12-10-120-1	1	WR
12/7/2017	14	14-UD-F-13-15-42	UD	F	13		1	15	42	VT	TS	TS		0.125	15	42	VT	TS	TS	R		0.125	0.125 TS, 2" WR		15	42	0	2	2		14-UD-F-13-15-42-1	1	WR
12/7/2017	14	14-UD-F-15-17-32	UD	F	15		1	17	32	VT	TS	TD		0.125	17	32	VT	TS	TS	NR		0.125	TS									
12/7/2017	14	14-UD-F-15-6-33	UD	F	15		2	6	33	VT	TS	TS		0.125	6	33	VT	TS	TS	NR		0.125	TS									
12/7/2017	14	14-UD-F-15-14-34	UD	F	15		3	14	34	VT	TS	TS		0.187	14	34	VT	TS	TS	NR		0.187	TS									
12/7/2017	14	14-UD-F-15-0-0	UD	F	15										0	0	VT	LOF	LOF	R			4" WR		0	0	0	4	4		14-UD-F-15-0-0-2	2	WR
12/7/2017	14	14-UD-F-15-0-16	UD	F	15										0	16	VT	GOUGE	G	R			2" WR		0	16	0	2	2		14-UD-F-15-0-16-3	3	WR
12/7/2017	14	14-UD-F-15-128-14	UD	F	15										128	14	VT	GOUGE	G	R			4" WR		128	14	4	0	4		14-UD-F-15-128-14-4	4	WR
12/7/2017	14	14-UD-F-16-17-31	UD	F	16		1	17	31	VT	TS	TS			17	31	VT	TS	TS	R			2" WR		17	31	2	0	2		14-UD-F-16-17-31-1	1	WR
12/7/2017	14	14-UD-F-16-1-70	UD	F	16		2	1	70	VT	TS	TS		0.125	1	70	VT	TS	TS	NR		0.125	TS									
12/7/2017	14	14-UD-F-16-9-84	UD	F	16		3	9	84	VT	PIT	PIT			9	84	VT	GOUGE	G	NR			PIT										
12/7/2017	14	14-UD-F-17-7-36	UD	F	17		1	7	36	VT	DENT	D			7	36	VT	DENT	D	NR			NR										
12/7/2017	14	14-UD-F-17-12-125	UD	F	17										12	125	VT	P	RI	R			2" VWR		12	125	0	2	2		14-UD-F-17-12-125-1	1	WR
12/7/2017	14	14-UD-F-18-17-58	UD	F	18		1	17	58	VT	TS	TS		0.09	17	58	VT	TS	TS	NR		0.09	TS									
12/7/2017	14	14-UD-F-18-3-85	UD	F	18		2	3	85	VT	TS	TS		0.125	3	85	VT	TS	TS	NR		0.125	TS									
12/7/2017	14	14-UD-F-18-11-85	UD	F	18		3	11	85	VT	TS	TS		0.15	11	85	VT	TS	TS	NR		0.15	TS									
12/7/2017	14	14-UD-F-18-13-102	UD	F	18										13	102	VT	RI	RI	R			2" WR		13	102	0	2	2		14-UD-F-18-13-102-1	1	WR
12/7/2017	14	14-UD-F-19-4-70	UD	F	19		1	4	70	VT	TS	TS		0.125	4	70	VT	TS	TS	NR		0.125	TS									
12/7/2017	14	14-UD-F-19-0-30	UD	F	19										0	30	VT	UC	UC	R			10" VWR		0	30	0	10	10		14-UD-F-19-0-30-2	2	WR
12/7/2017	14	14-UD-F-19-0-82	UD	F	19										0	82	VT	LOF	LOF	R			6" VWR		0	82	0	6	6		14-UD-F-19-0-82-1	1	WR
12/7/2017	14	14-UD-F-20-1-64	UD	F	20		1	1	64	VT	POR	POR			1	64	VT	P	RI	R			6" VWR		1	64	0	6	6		14-UD-F-20-1-64-1	1	WR
12/7/2017	14	14-UD-F-20-0-94	UD	F	20										0	94	VT	RI	RI	R			2" WR		0	94	0	2	2		14-UD-F-20-0-94-3	3	WR

			Shell Location			Master Features Legend	TesTex NDE							EEI NDE								Notes	Photo Links	Recommended Repairs								Repair Type Legend
Date	Tank No.	Overall ID	General Location			Master Feature	TesTex Indication ID on Plate	TexTex Reported Indication Location		TesTex NDE			Minimum Wall Thickness (in)	Depth of Topside Indication(in)	Center of indication: X (in)	Center of indication: Y (in)	Method	Indication Type	SIMPLIFIED INDICATION TYPE	EEI Recommendation (Repair or No Repair)	Minimum Thickness (in)	Depth (in)			Center of Repair: X (in)	Center of Repair: Y (in)	Width or Dia (in)	Height (in)	Length of Weld (in)	Area of PP (sq in)	EEI repair No.	Repair No. on Plate	Repair Type (Patch, Weld, Other)
			Location in Tank	Shell Course	Plate Number			X Coordinate (in)	Y Coordinate (in)	Method	Indication Type	SIMPLIFIED INDICATION TYPE																				
12/7/2017	14	14-UD-F-20-10-74	UD	F	20										10	74	VT	LOF	LOF	R			20" CWR		10	74	20	0	20		14-UD-F-20-10-74-2	2	WR
12/7/2017	14	14-UD-F-20-4-106	UD	F	20										4	106	VT	P	RI	R			2" WR		4	106	0	2	2		14-UD-F-20-4-106-4	4	WR
12/7/2017	14	14-UD-F-21-8-82	UD	F	21		1	8	82	VT	POR	POR			8	82	VT	P	RI	R			AR 20" CWR		8	82	20	0	20		14-UD-F-21-8-82-1	1	WR
12/7/2017	14	14-UD-F-21-16-82	UD	F	21		2	16	82	VT	POR	POR			16	82	VT	P	RI	R			AR 20" CWR		16	82	20	0	20		14-UD-F-21-16-82-2	2	WR
12/7/2017	14	14-UD-F-21-11-70	UD	F	21		3	11	70	VT	TS	TS			11	70	VT	TS	TS	R			AR 1" WR		11	70	0	1	1		14-UD-F-21-11-70-3	3	WR
12/7/2017	14	14-UD-F-21-30-34	UD	F	21		4	30	34	VT	POR	POR			30	34	VT	P	RI	R			AR 4" VWR		30	34	0	4	4		14-UD-F-21-30-34-4	4	WR
12/7/2017	14	14-UD-F-22-9-32	UD	F	22		1	9	32	VT	TS	TS		0.09	9	32	VT	TS	TS	NR		0.09	TS									
12/7/2017	14	14-UD-F-22-13-74	UD	F	22		2	13	74	VT	TS	G		0.09	13	74	VT	GOUGE	G	R		0.09	TS, 2" WR		13	74	0	2	2		14-UD-F-22-13-74-1	1	WR
12/7/2017	14	14-UD-F-22-4-89	UD	F	22		3	1 to 7	89	VT	POR	POR			4	89	VT	P	RI	R			20" CWR AR		1 to 7	89	20	0	20		14-UD-F-22-1 to 7-89-2	2	WR
12/7/2017	14	14-UD-F-22-0-117	UD	F	22										0	117	VT	RI	RI	R			3" HWR, 5" VWR		0	117	3	5	8		14-UD-F-22-0-117-3	3	WR
12/7/2017	14	14-UD-F-22-0-83	UD	F	22										0	83	VT	P	RI	R			4" VWR		0	83	0	4	4		14-UD-F-22-0-83-4	4	WR
12/7/2017	14	14-UD-F-23-2-36	UD	F	23		1	2	36	VT	DENT	DENT			2	36	VT	DENT	DENT	NR													
12/7/2017	14	14-UD-F-23-11-37	UD	F	23		2	11	37	VT	GOUGE	G		0.125	11	37	VT	GOUGE	G	R		0.125	TS, 4" VWR		11	37	0	4	4		14-UD-F-23-11-37-1	1	WR
12/7/2017	14	14-UD-F-23-12-51	UD	F	23		3	12	51	VT	DENT	DENT			12	51	VT	DENT	DENT	NR													
12/7/2017	14	14-UD-F-23-10-1	UD	F	23										10	1	VT	P	RI	R			5" HWR		10	1	5	0	5		14-UD-F-23-10-1-2	2	WR
12/7/2017	14	14-UD-F-23-1-87	UD	F	23										1	87	VT	LOF	LOF	R			RI / POR / LOF / 17" VWR		1	87	0	17	17		14-UD-F-23-1-87-3	3	WR
12/7/2017	14	14-UD-F-24-5-30	UD	F	24		1	5	30	VT	GOUGE	G		0.125	5	30	VT	GOUGE	G	NR		0.125	TS, 2" VWR									
12/7/2017	14	14-UD-F-24-18-30	UD	F	24		2	18	30	VT	TS	TS		0.09	18	30	VT	TS	TS	NR		0.09	TS, 2" VWR									
12/7/2017	14	14-UD-F-24-7-82	UD	F	24		3	7	82	VT	TS	TS		0.125	7	82	VT	TS	TS	NR		0.125	TS									
8/25/2017	14	14-UD-E-1-24-31	UD	E	1		1	24	31	LFET	BC	BC			24	31	PAUT	BC	BC	NR	0.234		NR min found .234									
8/25/2017	14	14-UD-E-1-33-15	UD	E	1		2	33	15	VT	Dent	D			33	15	VT	DENT	D	R			6X6 PP		33	15	6	0	18.84956	28.27433	14-UD-E-1-33-15-1	1	PP
8/25/2017	14	14-UD-E-1-40-4	UD	E	1		3	40	4	VT	G	G			40	4	VT	GOUGE	G	R			Gouge WR		40	4	8	8	32	64	14-UD-E-1-40-4-2	2	TSPP
8/25/2017	14	14-UD-E-1-61-10	UD	E	1		4	61	10	VT	p	P			61	10	VT	P	RI	R			6" VWR		61	10	10	6	16		14-UD-E-1-61-10-3	3	WR
8/25/2017	14	14-UD-E-1-58-28	UD	E	1		5	58	28	VT	UC	UC			58	28	VT	UC	UC	R			6" VWR		58	28	0	6	6		14-UD-E-1-58-28-4	4	WR
8/25/2017	14	14-UD-E-1-48-36	UD	E	1		6	48	36	LFET	BC	BC			48	36	PAUT	BC	BC	NR	0.235		NR min found .235									
8/25/2017	14	14-UD-E-1-10-156	UD	E	1		7	10	156	VT	P	P			10	156	VT	P	RI	R			6" HWR		10	156	6	0	6		14-UD-E-1-10-156-5	5	WR
8/25/2017	14	14-UD-E-1-35-156	UD	E	1		8	35	156	VT	P	P			35	156	VT	P	RI	R			6" HWR		35	156	6	0	6		14-UD-E-1-35-156-6	6	WR
8/25/2017	14	14-UD-E-2-0-4	UD	E	2		1	0	4	VT	P	P			0	4	VT	P	RI	R			6" VWR		0	4	6	0	6		14-UD-E-2-0-4-1	1	WR
8/25/2017	14	14-UD-E-2-41-0	UD	E	2		2	41	0	VT	P	P			41	0	VT	P	RI	R			6" HWR		41	0	0	6	6		14-UD-E-2-41-0-2	2	WR
8/25/2017	14	14-UD-E-2-60-37	UD	E	2		3	60	37	VT	P	P			60	37	VT	P	RI	R			6" VWR		60	37	6	0	6		14-UD-E-2-60-37-3	3	WR
8/25/2017	14	14-UD-E-2-56-54	UD	E	2		4	56	54	VT	UC	UC			56	54	VT	UC	UC	R			WR		56	54	0	4	4		14-UD-E-2-56-54-4	4	WR
8/25/2017	14	14-UD-E-2-55-74	UD	E	2		5	55	74	VT	P	P			55	74	VT	P	RI	R			4" VWR		55	74	0	4	4		14-UD-E-2-55-74-5	5	WR
8/25/2017	14	14-UD-E-2-13-92	UD	E	2		6	13	92	VT	Dent	D			13	92	VT	DENT	D	R			6X6 PP		13	92	6	0	18.84956	28.27433	14-UD-E-2-13-92-6	6	PP
8/25/2017	14	14-UD-E-2-30-96	UD	E	2		7	30	96	VT	SG	G			30	96	VT	GOUGE	G	R			WR		30	96	6	0	18.84956	28.27433	14-UD-E-2-30-96-7	7	PP
8/25/2017	14	14-UD-E-2-42-112	UD	E	2		8	42	112	VT	P	P			42	112	VT	P	RI	R			8" VWR		42	112	0	8	8		14-UD-E-2-42-112-8	8	WR
8/25/2017	14	14-UD-E-2-41-149	UD	E	2		9	41	149	VT	P	P			41	149	VT	P	RI	R			14" VWR		40	151	0	14	14		14-UD-E-2-40-151-9	9	WR
8/25/2017	14	14-UD-E-2-38-153	UD	E	2		10	38	153	VT	P	P			38	153	VT	P	RI	R					40	151	0	14	14		14-UD-E-2-40-151-9	9	WR
8/25/2017	14	14-UD-E-3-56-45	UD	E	3		1	56	45	VT	Dent	D			56	45	VT	DENT	D	R			6X6 TSPP		56	45	6	6	24	36	14-UD-E-3-56-45-1	1	TSPP
8/25/2017	14	14-UD-E-3-2-78	UD	E	3		2	2	78	VT	Dent	D			2	78	VT	DENT	D	R			8X8 TSPP		2	78	8	8	32	64	14-UD-E-3-2-78-2	2	TSPP
8/25/2017	14	14-UD-E-3-19.5-78	UD	E	3		3	15-24	78	VT	Dent	D			19.5	78	VT	DENT	D	R			8X8 PP		19	78	8	8	32	64	14-UD-E-3-19-78-3	3	PP
8/25/2017	14	14-UD-E-3-31-86	UD	E	3		4	31	86	VT	Dent	D			31	86	VT	DENT	D	R			10X10 PP		31	86	10	10	40	100	14-UD-E-3-31-86-4	4	PP
8/25/2017	14	14-UD-E-3-26-98	UD	E	3		5	26	98	VT	UC	UC			26	98	VT	UC	UC	NR			NR									
8/25/2017	14	14-UD-E-3-0-132	UD	E	3		6	0	132	VT	P	P			0	132	VT	P	RI	R			4" VWR		0	132	0	4	4		14-UD-E-3-0-132-5	5	WR
8/25/2017	14	14-UD-E-3-44-124	UD	E	3		7	44	124	VT	P	P			44	124	VT	P	RI	R			4" VWR		44	124	0	4	4		14-UD-E-3-44-124-6	6	WR
8/25/2017	14	14-UD-E-3-26-82	UD	E	3	PP									26	82	VT			N/A			MF 3" PP									
8/25/2017	14	14-UD-E-4-9-0	UD	E	4		1	9	0	VT	P	P			9	0	VT	P	RI	R			6" HWR		9	0	6	0	6		14-UD-E-4-9-0-1	1	WR
8/25/2017	14	14-UD-E-4-5-38	UD	E	4		2	5	38	VT	Dent	D			5	38	VT	DENT	D	R			6X6 PP		5	38	6	0	12	0	14-UD-E-4-5-38-2	2	TSPP
8/25/2017	14	14-UD-E-4-12-34	UD	E	4		3	12	34	VT	Dent	D			12	34	VT	DENT	D	R			8X8 PP		12	34	8	8	32	64	14-UD-E-4-12-34-3	3	PP
8/25/2017	14	14-UD-E-4-57-0	UD	E	4		4	57	0	VT	P	P			57	0	VT	P	RI	R			4" HWR 4" VWR		57	0	4	4	8		14-UD-E-4-57-0-4	4	WR
8/25/2017	14	14-UD-E-4-56-33	UD	E	4		5	56	33	VT	P	P			56	33	VT	P	RI	R			4" VWR		56	33	0	4	4		14-UD-E-4-56-33-5	5	WR
8/25/2017	14	14-UD-E-4-56-72	UD	E	4		6	56	72	VT	P	P			56	72	VT	P	RI	R			4" VWR		56	72	0	4	4		14-UD-E-4-56-72-6	6	WR
8/25/2017	14	14-UD-E-4-48-94	UD	E	4		7	48	94	VT	Dent	D			48	94	VT	DENT	D	R			8X8 TSPP		48	94	8	8	32	64	14-UD-E-4-48-94-7	7	TSPP
8/25/2017	14	14-UD-E-4-10-120	UD	E	4		8	10	120	VT	Dent	D			10	120	VT	DENT	D	R			10X10 PP		10	120	10	10	40	100	14-UD-E-4-10-120-8	8	PP
8/25/2017	14	14-UD-E-4-0-147	UD	E	4		9	0	147	VT	P	P			0	147	VT	P	RI	R			6" VWR		0	147	0	6	6		14-UD-E-4-0-147-9	9	WR
8/25/2017	14	14-UD-E-4-23-156	UD	E	4		10	23	156	VT	P	P			23	156	VT	P	RI	R			18" HWR		23	156	18	0	18		14-UD-E-4-23-156-10	10	WR

			Shell Location			Master Features Legend	TesTex NDE							EEI NDE								Notes	Photo Links	Recommended Repairs								Repair Type Legend
Date	Tank No.	Overall ID	General Location			Master Feature	TesTex Indication ID on Plate	TexTex Reported Indication Location		TesTex NDE		SIMPLIFIED INDICATION TYPE	Minimum Wall Thickness (in)	Depth of Topside Indication(in)	Center of indication: X (in)	Center of indication: Y (in)	Method	Indication Type	SIMPLIFIED INDICATION TYPE	EEI Recommendation (Repair or No Repair)	Minimum Thickness (in)	Depth (in)			Center of Repair: X (in)	Center of Repair: Y (in)	Width or Dia (in)	Height (in)	Length of Weld (in)	Area of PP (sq in)	EEI repair No.	Repair No. on Plate	Repair Type (Patch, Weld, Other)
			Location in Tank	Shell Course	Plate Number			X Coordinate (in)	Y Coordinate (in)	Method	Indication Type																					
8/25/2017	14	14-UD-E-4-43-127	UD	E	4		11	43	127	VT	P	P			43	127	VT	P	RI	R			4"VWR		43	127	0	4	4		14-UD-E-4-43-127-11	11	WR
8/26/2017	14	14-UD-E-5-35-48	UD	E	5		1	35	48	VT	Dent	D			35	48	VT	DENT	D	R			6X6 PP		35	48	6	0	18.84956	28.27433	14-UD-E-5-35-48-1	1	PP
8/26/2017	14	14-UD-E-5-32-72	UD	E	5		2	32	72	VT	P	P			32	72	VT	P	RI	R			POR on repair weld WR		32	72	0	4	4		14-UD-E-5-32-72-2	2	WR
8/26/2017	14	14-UD-E-5-51-75	UD	E	5		3	51	75	BFET	G	G	0.15		51	75	VT	GOUGE	G	R			WR		51	75	0	4	4		14-UD-E-5-51-75-3	3	WR
8/26/2017	14	14-UD-E-6-0-9	UD	E	6		1	0	9	VT	P	P			0	9	VT	P	RI	R			6" VWR		0	9	0	6	6		14-UD-E-6-0-9-1	1	WR
8/26/2017	14	14-UD-E-6-17-34	UD	E	6		2	17	34	VT	G	G	0.16		17	34	VT	GOUGE	G	R			S. Gouge WR		17	34	6	0	18.84956	28.27433	14-UD-E-6-17-34-2	2	PP
8/26/2017	14	14-UD-E-6-57-36	UD	E	6		3	57	36	VT	P	P			57	36	VT	P	RI	R			4"VWR		57	36	0	4	4		14-UD-E-6-57-36-3	3	WR
8/26/2017	14	14-UD-E-6-59-38	UD	E	6		4	59	38	VT	P	P			59	38	VT	P	RI	R			4"VWR		59	38	0	4	4		14-UD-E-6-59-38-4	4	WR
8/26/2017	14	14-UD-E-6-66-2	UD	E	6		5	66	2	VT	P	P			66	2	VT	P	RI	R			RI WR		66	2	0	4	4		14-UD-E-6-66-2-5	5	WR
8/26/2017	14	14-UD-E-6-78-0	UD	E	6		6	78	0	VT	P	P			78	0	VT		LOF	R			3" VWR + 3" HWR		78	0	3	3	6		14-UD-E-6-78-0-6	6	WR
8/26/2017	14	14-UD-E-6-32-110	UD	E	6		7	32	110	VT	DENT	D			32	110	VT	DENT	D	R			10X10 PP		32	110	10	10	40	100	14-UD-E-6-32-110-7	7	PP
8/26/2017	14	14-UD-E-6-15-146	UD	E	6		8	15	146	VT	P	P			15	146	VT	P	RI	R			re-weld existing PP		15	146	6	6	12		14-UD-E-6-15-146-8	8	WR
8/26/2017	14	14-UD-E-6-15-146	UD	E	6	PP									15	146				N/A			EXISTING PP										
8/26/2017	14	14-UD-E-7-0-8	UD	E	7		1	0	8	VT	P	P			0	8	VT	P	RI	R			16" VWR		0	8	0	16	16		14-UD-E-7-0-8-1	1	WR
8/26/2017	14	14-UD-E-7-42-15	UD	E	7		2	42	15	VT	Dent	D			42	15	VT	DENT	D	R			6X6 PP		42	15	6	0	18.84956	28.27433	14-UD-E-7-42-15-2	2	PP
8/26/2017	14	14-UD-E-7-57-2	UD	E	7		3	57	2	VT	G	G		0.16	57	2	VT	GOUGE	G	R			S. Gouge WR		57	2	6	6	24	36	14-UD-E-7-57-2-3	3	TSPP
8/26/2017	14	14-UD-E-7-64-0	UD	E	7		4	64	0	VT	P	P			64	0	VT	P	RI	R			3" HWR + 3" VWR		64	0	3	3	6		14-UD-E-7-64-0-4	4	WR
8/26/2017	14	14-UD-E-7-0-60	UD	E	7		5	0	60	VT	P	P			0	60	VT	P	RI	R			8" VWR		0	60	0	8	8		14-UD-E-7-0-60-5	5	WR
8/26/2017	14	14-UD-E-7-27-96	UD	E	7		6	27	96	VT	Dent	D			27	96	VT	DENT	D	R			8X8 PP		27	96	8	8	32	64	14-UD-E-7-27-96-6	6	PP
8/26/2017	14	14-UD-E-7-48-102	UD	E	7		7	48	102	VT	G	G		0.16	48	102	VT	GOUGE	G	R			S. Gouge WR		48	102	6	0	18.84956	28.27433	14-UD-E-7-48-102-7	7	PP
8/26/2017	14	14-UD-E-7-32-168	UD	E	7		8	32	168	VT	G	G		0.16	32	168	VT	GOUGE	G	R			S. Gouge WR		32	168	6	0	18.84956	28.27433	14-UD-E-7-32-168-8	8	PP
8/26/2017	14	14-UD-E-7-1-123	UD	E	7		9	0-2	123	VT	P,G	G		0.16	1	123	VT	G,P	G	R			WR, 4" VWR		1	123	0	4	4		14-UD-E-7-1-123-9	9	WR
8/26/2017	14	14-UD-E-8-2-23	UD	E	8		1	2	23	VT	G	G		0.16	2	23	VT	GOUGE	G	R			S. Gouge WR		2	23	6	6	24	36	14-UD-E-8-2-23-1	1	TSPP
8/26/2017	14	14-UD-E-8-2-89	UD	E	8		2	2	89	VT	Dent	D			2	89	VT	DENT	D	R			8X8 TSPP		2	89	8	8	32	64	14-UD-E-8-2-89-2	2	TSPP
8/26/2017	14	14-UD-E-8-58-65	UD	E	8		3	58	65	VT	P	P			58	65	VT	P	RI	R			6" VWR		58	65	0	6	6		14-UD-E-8-58-65-3	3	WR
8/26/2017	14	14-UD-E-8-38-56	UD	E	8		4	38	56	VT	P	P			38	56	VT	P	RI	R			3" VWR + 3" HWR		38	56	3	3	6		14-UD-E-8-38-56-4	4	WR
8/26/2017	14	14-UD-E-9-2-36	UD	E	9		1	2	36	VT	G	G		0.16	2	36	VT	GOUGE	G	R			S. Gouge WR		2	36	6	6	24	36	14-UD-E-9-2-36-1	1	TSPP
8/26/2017	14	14-UD-E-9-27-52	UD	E	9		2	27	52	VT	G	G		0.16	27	52	VT	GOUGE	G	R			S. Gouge WR		27	52	6	0	18.84956	28.27433	14-UD-E-9-27-52-2	2	PP
8/26/2017	14	14-UD-E-9-28-22	UD	E	9		3	28	22	VT	Dent	D			28	22	VT	DENT	D	R			6X6 PP		28	22	6	0	18.84956	28.27433	14-UD-E-9-28-22-3	3	PP
8/26/2017	14	14-UD-E-9-30-96	UD	E	9		4	30	96	VT	G	G		0.16	30	96	VT	GOUGE	G	R			S. Gouge WR		30	96	6	0	18.84956	28.27433	14-UD-E-9-30-96-4	4	PP
8/26/2017	14	14-UD-E-9-26-42	UD	E	9		5	26	42	VT	G	G		0.16	26	42	VT	GOUGE	G	R			S. Gouge WR		26	42	6	0	18.84956	28.27433	14-UD-E-9-26-42-5	5	PP
8/26/2017	14	14-UD-E-9-53-41	UD	E	9		6	53	41	VT	G	G			53	41	VT	GOUGE	G	R			Gouge WR		53	41	6	0	18.84956	28.27433	14-UD-E-9-53-41-6	6	PP
8/26/2017	14	14-UD-E-9-2-114	UD	E	9		7	2	114	VT	G	G		0.125	2	114	VT	GOUGE	G	R			S. Gouge WR		2	114	6	6	24	36	14-UD-E-9-2-114-7	7	TSPP
8/26/2017	14	14-UD-E-10-78-0	UD	E	10		1	78	0	VT	P	P			78	0	VT	P	RI	R			re-weld int		78	0	4	1	5		14-UD-E-10-78-0-1	1	WR
8/26/2017	14	14-UD-E-10-0-90	UD	E	10		2	0	90	VT	P	P			0	90	VT	P	RI	R			6" VWR		0	90	0	6	6		14-UD-E-10-0-90-2	2	WR
8/26/2017	14	14-UD-E-10-51-96	UD	E	10		3	51	96	VT	G	G		0.16	51	96	VT	GOUGE	G	R			S. Gouge WR		51	96	6	0	18.84956	28.27433	14-UD-E-10-51-96-3	3	PP
8/26/2017	14	14-UD-E-10-48-108	UD	E	10		4	48	108	VT	P	P			48	108	VT	P	RI	R			6" VWR		48	108	0	6	6		14-UD-E-10-48-108-4	4	WR
8/26/2017	14	14-UD-E-10-0-118	UD	E	10		5	0	118	VT	P	P			0	118	VT	P	RI	R			6" VWR		0	118	0	6	6		14-UD-E-10-0-118-5	5	WR
8/26/2017	14	14-UD-E-10-48-118	UD	E	10		6	48	118	VT	G	G		0.125	48	118	VT	GOUGE	G	R			S. Gouge WR		48	118	6	0	18.84956	28.27433	14-UD-E-10-48-118-6	6	PP
8/26/2017	14	14-UD-E-10-14-156	UD	E	10		7	14	156	VT	P	P			14	156	VT	P	RI	R			8" HWR		14	156	8	0	8		14-UD-E-10-14-156-7	7	WR
8/26/2017	14	14-UD-E-11-17-45	UD	E	11		1	17	45	VT	Dent	D			17	45	VT	DENT	D	R			6X6 PP		17	45	6	0	18.84956	28.27433	14-UD-E-11-17-45-1	1	PP
8/26/2017	14	14-UD-E-11-22-62	UD	E	11		2	22	62	VT	Dent	D			22	62	VT	DENT	D	R			6X6 PP		22	62	6	0	18.84956	28.27433	14-UD-E-11-22-62-2	2	PP
8/26/2017	14	14-UD-E-11-59-0	UD	E	11		3	59	0	VT	P	P			59	0	VT	P	RI	R			RW PL Int		59	0	4	1	5		14-UD-E-11-59-0-3	3	WR
8/26/2017	14	14-UD-E-11-14-63	UD	E	11		4	14	63	VT	Dent	D			14	63	VT	DENT	D	R			6X6 PP		14	63	6	0	18.84956	28.27433	14-UD-E-11-14-63-4	4	PP
8/26/2017	14	14-UD-E-11-33-90	UD	E	11		5	33	90	BFET	G/UC	G			33	90	VT	G,UC	G	R			6X6 PP		33	90	6	0	18.84956	28.27433	14-UD-E-11-33-90-5	5	PP
8/26/2017	14	14-UD-E-11-45-107	UD	E	11		6	45	107	VT	G	G			45	107	VT	GOUGE	G	R			S. Gouge WR		45	107	6	0	18.84956	28.27433	14-UD-E-11-45-107-6	6	PP
8/26/2017	14	14-UD-E-11-10-132	UD	E	11		7	10	132	VT	G	G			10	132	VT	GOUGE	G	R			6X6 PP		10	132	6	0	18.84956	28.27433	14-UD-E-11-10-132-7	7	PP
8/28/2017	14	14-UD-E-12-66-12	UD	E	12		1	66	12	BFET	UC	UC			66	12	VT	UC	UC	R			4" VWR		66	12	0	4	4		14-UD-E-12-66-12-1	1	WR
8/28/2017	14	14-UD-E-12-90-60	UD	E	12		2	90	60	VT	Dent	D			90	60	VT	DENT	D	R			6X6 PP		90	60	6	0	18.84956	28.27433	14-UD-E-12-90-60-2	2	PP
8/28/2017	14	14-UD-E-12-32-124	UD	E	12		3	32	124	VT	Dent	D			32	124	VT	DENT	D	R			8X8 PP		32	124	8	8	32	64	14-UD-E-12-32-124-3	3	PP
8/28/2017	14	14-UD-E-12-10-122	UD	E	12		4	10	122	VT	G	G			10	122	VT	GOUGE	G	R			6X6 PP		10	122	6	0	18.84956	28.27433	14-UD-E-12-10-122-4	4	PP
8/28/2017	14	14-UD-E-13-12-22	UD	E	13		1	12	22	VT	G	G			12	22	VT	GOUGE	G	R			S. Gouge WR		12	22	6	0	18.84956	28.27433	14-UD-E-13-12-22-1	1	PP
8/28/2017	14	14-UD-E-13-33-144	UD	E	13		2	33	144	VT	Dent	D			33	144	VT	DENT	D	R			8X8 PP		33	144	8	8	32	64	14-UD-E-13-33-144-2	2	PP
8/28/2017	14	14-UD-E-14-7-75	UD	E	14		1	7	75	VT	G	G			7	75	VT	GOUGE	G	R			10X10 PP		7	75	10	10	40	100	14-UD-E-14-7-75-1	1	PP
8/28/2017	14	14-UD-E-14-27-82	UD	E	14		2	27	82	VT	Dent	D			27	82	VT	DENT	D	R			8X8 PP		27	82	8	8	32	64	14-UD-E-14-27-82-2	2	PP

		Shell Location			Master Features Legend	TesTex NDE								EEI NDE								Notes	Photo Links	Recommended Repairs								Repair Type Legend
Date	Tank No.	Overall ID	General Location			Master Feature	TesTex Indication ID on Plate	TexTex Reported Indication Location		TesTex NDE		SIMPLIFIED INDICATION TYPE	Minimum Wall Thickness (in)	Depth of Topside Indication(in)	Center of indication: X (in)	Center of indication: Y (in)	Method	Indication Type	SIMPLIFIED INDICATION TYPE	EEI Recommendation (Repair or No Repair)	Minimum Thickness (in)	Depth (in)			Center of Repair: X (in)	Center of Repair: Y (in)	Width or Dia (in)	Height (in)	Length of Weld (in)	Area of PP (sq in)	EEI repair No.	Repair No. on Plate	Repair Type (Patch, Weld, Other)
			Location in Tank	Shell Course	Plate Number			X Coordinate (in)	Y Coordinate (in)	Method	Indication Type																					
8/28/2017	14	14-UD-E-14-44-118	UD	E	14		3	44	118	VT	G	G			44	118	VT	GOUGE	G	R			S. Gouge WR		44	118	6	0	18.84956	28.27433	14-UD-E-14-44-118-3	3	PP
8/28/2017	14	14-UD-E-14-23-145	UD	E	14	PP									23	145				N/A			3" existing PP										
8/28/2017	14	14-UD-E-14-0-131	UD	E	14	PP									0	131				N/A			2X3 existing PP										
9/9/2017	14	14-UD-E-15-3-36	UD	E	15		1	3	36	VT	TC	TS			3	36	VT	G	G	R			TSP WR		3	36	2	0	2		14-UD-E-15-3-36-1	1	WR
9/9/2017	14	14-UD-E-15-15-0	UD	E	15		2	15	0	BFET	WI	WI			15	0	VT	WI	WI	R			30" HWR		15	0	30	0	30		14-UD-E-15-15-0-2	2	WR
9/9/2017	14	14-UD-E-15-52-20	UD	E	15		3	52	20	VT	Dent	D			52	20	VT	DENT	D	NR			NR										
9/9/2017	14	14-UD-E-15-42-56	UD	E	15		4	42	56	VT	Dent	D			42	56	VT	DENT	D	NR			NR										
9/9/2017	14	14-UD-E-15-1-72	UD	E	15		5	1	72	VT	G	G			1	72	VT	GOUGE	G	R		0.094	Gouge WR		1	72	6	6	24	36	14-UD-E-15-1-72-3	3	TSPP
9/9/2017	14	14-UD-E-15-10-113	UD	E	15		6	10	113	VT	G	G			10	113	VT	GOUGE	G	R		0.094	Gouge WR		10	113	6	0	18.84956	28.27433	14-UD-E-15-10-113-4	4	PP
9/9/2017	14	14-UD-E-15-5-140	UD	E	15		7	5	140	VT	Dent	D			5	140	VT	DENT	D	R			6" PP		5	140	8	8	32	64	14-UD-E-15-5-140-5	5	TSPP
9/9/2017	14	14-UD-E-15-38-156	UD	E	15		8	38	156	VT	P	P			38	156	VT	P	RI	R			4" HWR + 4" VWR		38	156	4	4	8		14-UD-E-15-38-156-6	6	WR
9/9/2017	14	14-UD-E-15-41-123	UD	E	15		9	41	123	VT	Dent	D			41	123	VT	DENT	D	R			6" TSPP		41	123	6	6	24	36	14-UD-E-15-41-123-7	7	TSPP
9/9/2017	14	14-UD-E-15-13-58	UD	E	15	PP									13	58				N/A			existing 4"D PP										
9/9/2017	14	14-UD-E-15-54-66	UD	E	15										54	66	VT	P	RI	R			weld overlay WR		54	66	6	0	18.84956	28.27433	14-UD-E-15-54-66-9	9	PP
9/9/2017	14	14-UD-E-15-60-0	UD	E	15										60	0	VT	LOF	LOF	R			RW END CP		60	0	4	1	5		14-UD-E-15-60-0-8	8	WR
9/9/2017	14	14-UD-E-16-0-47	UD	E	16		1	0	47	VT	P	P			0	47	VT	P	RI	R			16" VWR		0	47	0	16	16		14-UD-E-16-0-47-1	1	WR
9/9/2017	14	14-UD-E-16-0-70	UD	E	16		2	0	70	VT	P	P			0	70	VT	P	RI	R			24" VWR + RW END CP		0	70	0	24	24		14-UD-E-16-0-70-2	2	WR
9/9/2017	14	14-UD-E-16-19-70	UD	E	16		3	19	70	VT	Dent	D			19	70	VT	DENT	D	R			6" PP		19	70	6	0	18.84956	28.27433	14-UD-E-16-19-70-3	3	PP
9/9/2017	14	14-UD-E-16-79-111	UD	E	16		4	79	111	VT	Dent	D			79	111	VT	DENT	D	NR			NR										
9/9/2017	14	14-UD-E-16-0-119	UD	E	16		5	0	119	VT	P	P			0	119	VT	P	RI	R			16" VWR @ 0,125		0	125	0	16	16		14-UD-E-16-0-125-4	4	WR
9/9/2017	14	14-UD-E-16-0-130	UD	E	16		6	0	130	VT	P	P			0	130	VT	P	RI	R					0	125	0	16	16		14-UD-E-16-0-125-4	4	WR
9/9/2017	14	14-UD-E-16-5-134	UD	E	16		7	5	134	VT	Dent	D			5	134	VT	DENT	D	NR			NR										
9/9/2017	14	14-UD-E-16-26-146	UD	E	16		8	26	146	VT	Dent	D			26	146	VT	DENT	D	NR			NR										
9/9/2017	14	14-UD-E-16-16-16	UD	E	16	PP									16	16				N/A			existing 2"D PP										
9/7/2017	14	14-UD-E-17-0-0	UD	E	17		1	0	0	VT	P	P			0	0	VT	P	RI	R			4" HWR + 4" VWR		0	0	4	4	8		14-UD-E-17-0-0-1	1	WR
9/7/2017	14	14-UD-E-17-0-21	UD	E	17		2	0	21	VT	P	P			0	21	VT	P	RI	R			6" VWR		0	21	0	6	6		14-UD-E-17-0-21-2	2	WR
9/7/2017	14	14-UD-E-17-78-11	UD	E	17		3	78	11	VT	Dent	D			78	11	VT	DENT	D	R			6" VWR + RW END CP		78	11	0	6	6		14-UD-E-17-78-11-3	3	WR
9/7/2017	14	14-UD-E-17-20-116	UD	E	17		4	20	116	VT	Dent	D			20	116	VT	DENT	D	NR			NR										
9/7/2017	14	14-UD-E-18-76-14	UD	E	18		1	76	14	VT	TC	TS			76	14	VT	TS	TS	R		0.094	TS WR		76	14	6	0	18.84956	28.27433	14-UD-E-18-76-14-1	1	PP
9/7/2017	14	14-UD-E-18-0-0	UD	E	18		2	0	0	VT	LOF	LOF			0	0	VT	LOF	LOF	R			RW END CP		0	0	4	1	5		14-UD-E-18-0-0-2	2	WR
9/7/2017	14	14-UD-E-18-39-0	UD	E	18		3	39	0	VT	P	P			39	0	VT	LOF	LOF	R			78" HWR		39	0	78	0	78		14-UD-E-18-39-0-3	3	WR
9/7/2017	14	14-UD-E-18-78-14	UD	E	18		4	78	14	VT	P	P			78	14	VT	LOF	LOF	R			16" VWR		78	14	0	16	16		14-UD-E-18-78-14-4	4	WR
9/7/2017	14	14-UD-E-18-60-0	UD	E	18										60	0	VT	LOF	LOF	R			RW END CP		60	0	4	1	5		14-UD-E-18-60-0-5	5	WR
9/7/2017	14	14-UD-E-18-78-0	UD	E	18										78	0	VT	LOF	LOF	R			RW END CP		78	0	4	1	5		14-UD-E-18-78-0-6	6	WR
9/7/2017	14	14-UD-E-19-0-3	UD	E	19		1	0	3	VT	P	P			0	3	VT	P	RI	R			4" VWR		0	3	0	4	4		14-UD-E-19-0-3-1	1	WR
9/7/2017	14	14-UD-E-19-6-38	UD	E	19		2	6	38	VT	Dent	D			6	38	VT	DENT	D	NR			NR										
9/7/2017	14	14-UD-E-19-34-49	UD	E	19		3	34	49	VT	Dent	D			34	49	VT	DENT	D	R			6" PP		34	49	6	0	18.84956	28.27433	14-UD-E-19-34-49-2	2	PP
9/7/2017	14	14-UD-E-19-7-84	UD	E	19		4	7	84	VT	TC	TS			7	84	VT	TS	TS	R		0.094	14" TSPP		7	84	14	14	56	196	14-UD-E-19-7-84-3	3	TSPP
9/7/2017	14	14-UD-E-20-5-67	UD	E	20		1	5	67	VT	Dent	D			5	67	VT	DENT	D	R			7" TSPP		5	67	7	7	28	49	14-UD-E-20-5-67-1	1	TSPP
9/7/2017	14	14-UD-E-20-27-53	UD	E	20		2	27	53	VT	TC	TS			27	53	VT	TS	TS	R		0.094	TC WR		27	53	6	0	18.84956	28.27433	14-UD-E-20-27-53-2	2	PP
9/7/2017	14	14-UD-E-20-35-59	UD	E	20		3	35	59	VT	TC	TS			35	59	VT	TS	TS	R		0.094	TC WR		35	59	6	0	18.84956	28.27433	14-UD-E-20-35-59-3	3	PP
9/7/2017	14	14-UD-E-20-0-88	UD	E	20		4	0	88	VT	P	P			0	88	VT	P	RI	R			6" VWR		0	88	0	6	6		14-UD-E-20-0-88-4	4	WR
9/7/2017	14	14-UD-E-20-28-104	UD	E	20		5	28	104	VT	TC	TS			28	104	VT	TS	TS	R		0.094	TC WR		28	104	6	0	18.84956	28.27433	14-UD-E-20-28-104-5	5	PP
9/7/2017	14	14-UD-E-20-1-146	UD	E	20		6	1	146	VT	TC	TS			1	146	VT	TS	TS	R		0.094	6" TSPP		1	146	6	6	24	36	14-UD-E-20-1-146-6	6	tspp
9/7/2017	14	14-UD-E-20-19-134	UD	E	20		7	19	134	VT	Dent	D			19	134	VT	DENT	D	NR			NR										
9/7/2017	14	14-UD-E-20-16-140	UD	E	20	PP									16	140				N/A			existing 6"D PP										
9/7/2017	14	14-UD-E-21-0-8	UD	E	21		1	0	8	VT	P	P			0	8	VT	P	RI	R			24" VWR		0	12	0	24	24		14-UD-E-21-0-12-1	1	WR
9/7/2017	14	14-UD-E-21-13-39	UD	E	21		2	13	39	VT	P	P			13	39	VT	P	RI	R			POR WR		13	39	0	4	4		14-UD-E-21-13-39-2	2	WR
9/7/2017	14	14-UD-E-21-57-16	UD	E	21		3	57	16	BFET	WI	WI			57	16	VT	RI	WI	R			14" VWR		57	20	0	14	14		14-UD-E-21-57-20-3	3	WR
9/7/2017	14	14-UD-E-21-57-25	UD	E	21		4	57	25	VT	P	P			57	25	VT	P	RI	R					57	20	0	14	14		14-UD-E-21-57-20-3	3	WR
9/7/2017	14	14-UD-E-21-67-30	UD	E	21		5	67	30	VT	P	P			67	30	VT	P	RI	R			24" VWR		66	36	0	24	24		14-UD-E-21-66-36-4	4	WR
9/7/2017	14	14-UD-E-21-66-45	UD	E	21		6	66	45	VT	P	P			66	45	VT	P	RI	R					66	36	0	24	24		14-UD-E-21-66-36-4	4	WR
9/7/2017	14	14-UD-E-21-34-57	UD	E	21		7	34	57	VT	G	G			34	57	VT	GOUGE	G	R			6" PP		34	57	6	0	18.84956	28.27433	14-UD-E-21-34-57-5	5	PP
9/7/2017	14	14-UD-E-21-30-85	UD	E	21		8	30	85	VT	TC	TS			30	85	VT	TS	TS	R		0.094	TS WR		30	85	6	0	18.84956	28.27433	14-UD-E-21-30-85-6	6	PP
9/7/2017	14	14-UD-E-21-1-95	UD	E	21		9	1	95	VT	Dent	D			1	95	VT	DENT	D	R			8" TSPP		1	95	8	8	32	64	14-UD-E-21-1-95-7	7	TSPP

			Shell Location			Master Features Legend	TesTex NDE							EEI NDE								Notes	Photo Links	Recommended Repairs								Repair Type Legend
Date	Tank No.	Overall ID	General Location			Master Feature	TesTex Indication ID on Plate	TexTex Reported Indication Location		TesTex NDE		SIMPLIFIED INDICATION TYPE	Minimum Wall Thickness (in)	Depth of Topside Indication(in)	Center of indication: X (in)	Center of indication: Y (in)	Method	Indication Type	SIMPLIFIED INDICATION TYPE	EEI Recommendation (Repair or No Repair)	Minimum Thickness (in)	Depth (in)			Center of Repair: X (in)	Center of Repair: Y (in)	Width or Dia (in)	Height (in)	Length of Weld (in)	Area of PP (sq in)	EEI repair No.	Repair No. on Plate	Repair Type (Patch, Weld, Other)
			Location in Tank	Shell Course	Plate Number			X Coordinate (in)	Y Coordinate (in)	Method	Indication Type																					
9/7/2017	14	14-UD-E-21-12-137	UD	E	21		10	12	137	VT	Dent	D			12	137	VT	DENT	D	NR			NR										
9/7/2017	14	14-UD-E-21-6-156	UD	E	21		11	6	156	VT	P	P			6	156	VT	P	RI	R			6" HWR		6	156	6	0	6		14-UD-E-21-6-156-8	8	WR
9/7/2017	14	14-UD-E-21-38-45	UD	E	21		12	38	45	VT	TC	TS			38	45	VT	TS	TS	R		0.094	TS WR		38	45	6	0	18.84956	28.27433	14-UD-E-21-38-45-9	9	PP
9/7/2017	14	14-UD-E-21-78-0	UD	E	21										78	0	VT	LOF	LOF	R			RW END CP		78	0	4	1	5		14-UD-E-21-78-0-12	12	WR
9/7/2017	14	14-UD-E-21-78-36	UD	E	21										78	36	VT	LOF	LOF	R			RW END CP		78	36	4	1	5		14-UD-E-21-78-36-11	11	WR
9/7/2017	14	14-UD-E-21-78-66	UD	E	21										78	66	VT	LOF	LOF	R			12" VWR		78	66	0	12	12		14-UD-E-21-78-66-10	10	WR
9/7/2017	14	14-UD-E-22-16-55	UD	E	22		1	16	55	VT	Dent	D			16	55	VT	DENT	D	NR			NR										
9/7/2017	14	14-UD-E-22-30-60	UD	E	22		2	30	60	VT	Dent	D			30	60	VT	DENT	D	NR			NR										
9/7/2017	14	14-UD-E-22-58-35	UD	E	22		3	58	35	VT	Dent	D			58	35	VT	DENT	D	NR			NR										
9/7/2017	14	14-UD-E-22-0-58	UD	E	22		4	0	58	VT	P	P			0	58	VT	P	RI	R			4" VWR		0	58	0	4	4		14-UD-E-22-0-58-1	1	WR
9/7/2017	14	14-UD-E-22-27-110	UD	E	22		5	27	110	VT	TC	TS			27	110	VT	TS	TS	R		0.094	TC WR		27	110	6	0	18.84956	28.27433	14-UD-E-22-27-110-2	2	PP
9/7/2017	14	14-UD-E-22-15-78	UD	E	22		6	8--22	72-84	VT	Dent	D			15	78	VT	DENT	D	NR			NR										
9/7/2017	14	14-UD-E-22-23-156	UD	E	22		7	23	156	VT	P	P			23	156	VT	P	RI	R			6" HWR		23	156	6	0	6		14-UD-E-22-23-156-3	3	WR
9/7/2017	14	14-UD-E-22-38-150	UD	E	22		8	38	150	VT	P	P			38	150	VT	P	RI	R			6" VWR		38	150	0	6	6		14-UD-E-22-38-150-4	4	WR
9/7/2017	14	14-UD-E-22-20-4	UD	E	22	PP									20	4				N/A			existing 2"D PP										
9/7/2017	14	14-UD-E-22-22-139	UD	E	22	PP									22	139				N/A			existing 2"D PP										
9/7/2017	14	14-UD-E-22-32-90	UD	E	22										32	90	VT	GOUGE	G	R			Gouge WR		32	90	6	0	18.84956	28.27433	14-UD-E-22-32-90-5	5	PP
9/7/2017	14	14-UD-E-23-60-7	UD	E	23		1	60	7	VT	P	P			60	7	VT	P	RI	R			42" VWR		60	21	0	42	42		14-UD-E-23-60-21-1	1	WR
9/7/2017	14	14-UD-E-23-60-22	UD	E	23		2	60	22	VT	P	P			60	22	VT	P	RI	R					60	21	0	42	42		14-UD-E-23-60-21-1	1	WR
9/7/2017	14	14-UD-E-23-31-72	UD	E	23		3	31	72	VT	Dent	D			31	72	VT	DENT	D	NR			NR										
9/7/2017	14	14-UD-E-23-35-90	UD	E	23		4	35	90	VT	Dent	D			35	90	VT	DENT	D	R			8" PP		35	90	8	8	32	64	14-UD-E-23-35-90-2	2	PP
9/7/2017	14	14-UD-E-23-11-108	UD	E	23		5	11	108	VT	Dent	D			11	108	VT	DENT	D	R			6" PP		11	108	6	0	18.84956	28.27433	14-UD-E-23-11-108-3	3	PP
9/7/2017	14	14-UD-E-23-23-117	UD	E	23		6	23	117	VT	TC	TS			23	117	VT	TS	TS	R		0.094	TS WR		23	117	6	0	18.84956	28.27433	14-UD-E-23-23-117-4	4	PP
9/7/2017	14	14-UD-E-23-38-156	UD	E	23		7	38	156	VT	P	P			38	156	VT	P	RI	R			6" VWR + 6" HWR		38	156	6	6	12		14-UD-E-23-38-156-5	5	WR
9/7/2017	14	14-UD-E-23-60-0	UD	E	23										60	0	VT	LOF	LOF	R			RW END CP		60	0	4	1	5		14-UD-E-23-60-0-8	8	WR
9/7/2017	14	14-UD-E-23-78-0	UD	E	23										78	0	VT	LOF	LOF	R			RW END CP		78	0	4	1	5		14-UD-E-23-78-0-7	7	WR
9/7/2017	14	14-UD-E-23-78-24	UD	E	23										78	24	VT	LOF	LOF	R			48" VWR		78	24	0	48	48		14-UD-E-23-78-24-6	6	WR
9/7/2017	14	14-UD-E-24-0-6	UD	E	24		1	0	6	VT	P	P			0	6	VT	P	RI	R			12" VWR		0	6	0	12	12		14-UD-E-24-0-6-1	1	WR
9/7/2017	14	14-UD-E-24-34-20	UD	E	24		2	34	20	VT	Dent	D			34	20	VT	DENT	D	NR			NR										
9/7/2017	14	14-UD-E-24-2-92	UD	E	24		3	2	92	VT	TC	TS			2	92	VT	TS	TS	R		0.094	TS WR		2	92	0	4	4		14-UD-E-24-2-92-2	2	WR
9/7/2017	14	14-UD-E-24-18-112	UD	E	24		4	18	112	VT	Dent	D			18	112	VT	DENT	D	R			6" PP		18	112	6	0	18.84956	28.27433	14-UD-E-24-18-112-3	3	PP
9/7/2017	14	14-UD-E-24-0-153	UD	E	24		5	0	153	VT	UC	UC			0	153	VT	UC	UC	R			6" VWR		0	153	0	6	6		14-UD-E-24-0-153-4	4	WR
9/7/2017	14	14-UD-E-24-25-136	UD	E	24		6	25	136	VT	G	G			25	136	VT	GOUGE	G	R			10" PP		25	136	10	10	40	100	14-UD-E-24-25-136-5	5	PP
9/7/2017	14	14-UD-E-24-6-0	UD	E	24										6	0	VT	LOF	LOF	R			12" VWR		6	0	0	12	12		14-UD-E-24-6-0-6	6	WR
8/7/2017	14	14-UD-D-1-4-157	UD	D	1		1	4	157	BFET	WI	WI			4	157	VT	WI	WI	NR													
8/7/2017	14	14-UD-D-1-7-157	UD	D	1		2	7	157	BFET	WI	WI			7	157	VT	WI	WI	NR													
8/7/2017	14	14-UD-D-1-17-157	UD	D	1		3	17	157	BFET	WI	WI			17	157	VT	WI	WI	NR													
8/7/2017	14	14-UD-D-1-26-157	UD	D	1		4	26	157	BFET	WI	WI			26	157	VT	WI	WI	NR													
8/7/2017	14	14-UD-D-1-30-157	UD	D	1		5	30	157	VT	P	P			30	157	VT	P	RI	NR													
8/7/2017	14	14-UD-D-1-38-157	UD	D	1		6	38	157	BFET	WI	WI			38	157	VT	WI	WI	NR													
8/7/2017	14	14-UD-D-1-0-151	UD	D	1		7	0	151	BFET	WI	WI			0	151	VT	WI	WI	NR													
8/7/2017	14	14-UD-D-1-0-147	UD	D	1		8	0	147	BFET	WI	WI			0	147	VT	WI	WI	NR													
8/7/2017	14	14-UD-D-1-0-138	UD	D	1		9	0	138	VT	P	P			0	138	VT	P	RI	NR													
8/7/2017	14	14-UD-D-1-0-130	UD	D	1		10	0	130	VT	P	P			0	130	VT	P	RI	NR													
8/7/2017	14	14-UD-D-1-0-77	UD	D	1		11	0	77	BFET	WI	WI			0	77	VT	WI	WI	NR													
8/7/2017	14	14-UD-D-1-0-63	UD	D	1		12	0	63	BFET	WI	WI			0	63	VT	WI	WI	NR													
8/7/2017	14	14-UD-D-1-0-48	UD	D	1		13	0	48	BFET	WI	WI			0	48	VT	WI	WI	NR													
8/7/2017	14	14-UD-D-1-60-73	UD	D	1		14	60	73	BFET	WI	WI			60	73	VT	WI	WI	NR													
8/7/2017	14	14-UD-D-1-60-66	UD	D	1		15	60	66	BFET	WI	WI			60	66	VT	WI	WI	NR													
8/7/2017	14	14-UD-D-1-0-36	UD	D	1		16	0	36	BFET	WI	WI			0	36	VT	WI	WI	NR													
8/7/2017	14	14-UD-D-1-19-35	UD	D	1	PP	17	19	35	BFET	WI	WI			19	35	VT	WI	WI	R			MF: Re-weld 4" Dia. PP, ~8" CWR, 2		19	35	4	4	8		14-UD-D-1-19-35-1	1	WR
8/7/2017	14	14-UD-D-1-0-23	UD	D	1		18	0	23	BFET	WI	WI			0	23	VT	WI	WI	NR													
8/7/2017	14	14-UD-D-1-60-11	UD	D	1		19	60	11	VT	P	P			60	11	VT	P	RI	NR													
8/7/2017	14	14-UD-D-1-0-5	UD	D	1		20	0	5	VT	P	P			0	5	VT	P	RI	R			10" VWR + 4" HWR		0	5	4	10	14		14-UD-D-1-0-5-2	2	WR
8/7/2017	14	14-UD-D-1-1-112	UD	D	1		21	1	112	VT	TS	TS		0.094	1	112	VT	GOUGE	G	R			SG 4" HWR		1	112	4	0	4		14-UD-D-1-1-112-3	3	WR

		Shell Location			Master Features Legend	TesTex NDE								EEI NDE								Notes	Photo Links	Recommended Repairs								Repair Type Legend
Date	Tank No.	Overall ID	General Location			Master Feature	TesTex Indication ID on Plate	TexTex Reported Indication Location		TesTex NDE		SIMPLIFIED INDICATION TYPE	Minimum Wall Thickness (in)	Depth of Topside Indication(in)	Center of indication: X (in)	Center of indication: Y (in)	Method	Indication Type	SIMPLIFIED INDICATION TYPE	EEI Recommendation (Repair or No Repair)	Minimum Thickness (in)	Depth (in)			Center of Repair: X (in)	Center of Repair: Y (in)	Width or Dia (in)	Height (in)	Length of Weld (in)	Area of PP (sq in)	EEI repair No.	Repair No. on Plate	Repair Type (Patch, Weld, Other)
			Location in Tank	Shell Course	Plate Number			X Coordinate (in)	Y Coordinate (in)	Method	Indication Type																					
8/7/2017	14	14-UD-D-1-2-86	UD	D	1										2	86	VT	GOUGE	G	R			SG 4" HWR		2	86	4	0	4		14-UD-D-1-2-86-5	5	WR
8/7/2017	14	14-UD-D-1-58-128	UD	D	1										58	128	VT	P	RI	R			4" VWR		58	128	0	4	4		14-UD-D-1-58-128-4	4	WR
8/7/2017	14	14-UD-D-2-17-158	UD	D	2		1	17	158	VT	P	P			17	158	VT	P	RI	NR													
8/7/2017	14	14-UD-D-2-0-150	UD	D	2		2	0	150	VT	P	P			0	150	VT	P	RI	R			4" VWR		0	150	0	4	4		14-UD-D-2-0-150-1	1	WR
8/7/2017	14	14-UD-D-2-0-142	UD	D	2		3	0	142	VT	P	P			0	142	VT	P	RI	NR													
8/7/2017	14	14-UD-D-2-0-138	UD	D	2		4	0	138	VT	P	P			0	138	VT	P	RI	NR													
8/7/2017	14	14-UD-D-2-18-140	UD	D	2		5	18	140	BFET	WI	WI			18	140	VT	WI	WI	NR													
8/7/2017	14	14-UD-D-2-0-116	UD	D	2		6	0	116	BFET	WI	WI			0	116	VT	WI	WI	NR													
8/7/2017	14	14-UD-D-2-0-110	UD	D	2		7	0	110	VT	P	P			0	110	VT	P	RI	NR													
8/7/2017	14	14-UD-D-2-32-111	UD	D	2		8	32	111	VT	P	P			32	111	VT	P	RI	NR													
8/7/2017	14	14-UD-D-2-32-107	UD	D	2		9	32	107	BFET	WI	WI			32	107	VT	WI	WI	NR													
8/7/2017	14	14-UD-D-2-52-98	UD	D	2		10	52	98	VT	P	P			52	98	VT	P	RI	NR													
8/7/2017	14	14-UD-D-2-0-126	UD	D	2		11	0	126	VT	P	P			0	126	VT	P	RI	R			4" VWR		0	126	0	4	4		14-UD-D-2-0-126-2	2	WR
8/7/2017	14	14-UD-D-2-52-59	UD	D	2		12	52	59	BFET	WI	WI			52	59	VT	WI	WI	NR													
8/7/2017	14	14-UD-D-2-52-34	UD	D	2		13	52	34	BFET	WI	WI			52	34	VT	WI	WI	NR													
8/7/2017	14	14-UD-D-2-52-45	UD	D	2		14	52	45	BFET	WI	WI			52	45	VT	WI	WI	NR													
8/7/2017	14	14-UD-D-2-31-36	UD	D	2		15	31	36	VT	DENT	D			31	36	VT	DENT	D	NR													
8/7/2017	14	14-UD-D-2-3-0	UD	D	2		16	3	0	BFET	WI	WI			3	0	VT	WI	WI	NR													
8/7/2017	14	14-UD-D-2-9-0	UD	D	2		17	9	0	VT	P	P			9	0	VT	P	RI	NR													
8/7/2017	14	14-UD-D-2-20-0	UD	D	2		18	20	0	BFET	WI	WI			20	0	VT	WI	WI	NR													
8/7/2017	14	14-UD-D-2-29-0	UD	D	2		19	29	0	VT	P	P			29	0	VT	P	RI	R			4" HWR		29	0	4	0	4		14-UD-D-2-29-0-3	3	WR
8/7/2017	14	14-UD-D-2-16-96	UD	D	2	PP									16	96				N/A			MF: 4" Dia. PP										
8/8/2017	14	14-UD-D-3-19-0	UD	D	3		1	19	0	BFET	WI	WI			19	0	VT	WI	WI	NR													
8/8/2017	14	14-UD-D-3-24-0	UD	D	3		2	24	0	VT	P	P			24	0	VT	P	RI	R			6" HWR		24	0	6	0	6		14-UD-D-3-24-0-1	1	WR
8/8/2017	14	14-UD-D-3-31-0	UD	D	3		3	31	0	VT	P	P			31	0	VT	P	RI	NR													
8/8/2017	14	14-UD-D-3-51-0	UD	D	3		4	51	0	BFET	WI	WI			51	0	VT	WI	WI	NR													
8/8/2017	14	14-UD-D-3-12-68	UD	D	3		5	12	68	VT	TS	TS		0.14	12	68	VT	TS	TS	R			SG 4" VWR		12	68	0	4	4		14-UD-D-3-12-68-2	2	WR
8/8/2017	14	14-UD-D-3-21-73	UD	D	3		6	21	73	VT	DENT	D			21	73	VT	DENT	D	R			4" HWR		21	73	4	0	4		14-UD-D-3-21-73-3	3	WR
8/8/2017	14	14-UD-D-3-11-76	UD	D	3		7	11	76	VT	DENT	D			11	76	VT	DENT	D	NR													
8/8/2017	14	14-UD-D-3-30-92	UD	D	3		8	30	92	VT	DENT	D			30	92	VT	DENT	D	R			10"H X 10"V PP		30	92	10	10	20		14-UD-D-3-30-92-4	4	WR
8/8/2017	14	14-UD-D-3-57-104	UD	D	3		9	57	104	VT	P	P			57	104	VT	P	RI	NR													
8/8/2017	14	14-UD-D-3-58-156	UD	D	3										58	156	VT	LOF,RI	LOF	R			Re-weld PL Int, 3" HWR X 2		58	156	6	0	6		14-UD-D-3-58-156-5	5	WR
8/7/2017	14	14-UD-D-4-37-52	UD	D	4		1	37	52	VT	P	P			37	52	VT	P	RI	NR													
8/7/2017	14	14-UD-D-4-0-70	UD	D	4		2	0	70	BFET	WI	WI			0	70	VT	WI	WI	NR													
8/7/2017	14	14-UD-D-4-0-111	UD	D	4		3	0	111	BFET	WI	WI			0	111	VT	WI	WI	NR													
8/7/2017	14	14-UD-D-4-17-120	UD	D	4		4	17	120	VT	DENT	D			17	120	VT	DENT	D	NR													
8/7/2017	14	14-UD-D-4-15-156	UD	D	4		5	15	156	VT	P	P			15	156	VT	P	RI	NR													
8/7/2017	14	14-UD-D-4-0-156	UD	D	4		6	0	156	VT	P	P			0	156	VT	P	RI	R			Re-weld PL Int, 3" HWR X 2		0	156	6	0	6		14-UD-D-4-0-156-1	1	WR
8/7/2017	14	14-UD-D-5-2-156	UD	D	5		1	2	156	VT	P	P			2	156	VT	P	RI	NR													
8/7/2017	14	14-UD-D-5-58-71	UD	D	5		2	58	71	VT	P	P			58	71	VT	P	RI	R			4" VWR		58	71	0	4	4		14-UD-D-5-58-71-1	1	WR
8/7/2017	14	14-UD-D-5-12-126	UD	D	5										12	126	VT	GOUGE	G	R			SG 4"HWR		12	126	4	0	4		14-UD-D-5-12-126-4	4	WR
8/7/2017	14	14-UD-D-5-48-62	UD	D	5	N									48	62	VT	RI	RI	R			MF: 3" Dia. GN, ~8" CWR 2:00 to 8:0		48	62	4	4	8		14-UD-D-5-48-62-2	2	WR
8/7/2017	14	14-UD-D-5-5-112	UD	D	5										5	112	VT	ENT,GOUG	G	R			10"H X 10"V TSPP		5	112	10	10	40	100	14-UD-D-5-5-112-3	3	TSPP
8/7/2017	14	14-UD-D-6-0-6	UD	D	6		1	0	6	VT	P	P			0	6	VT	P	RI	NR													
8/7/2017	14	14-UD-D-6-0-59	UD	D	6		2	0	59	BFET	WI	WI			0	59	VT	WI	WI	NR													
8/7/2017	14	14-UD-D-6-0-67	UD	D	6		3	0	67	BFET	WI	WI			0	67	VT	WI	WI	NR													
8/7/2017	14	14-UD-D-6-0-107	UD	D	6		4	0	107	BFET	WI	WI			0	107	VT	WI	WI	NR													
8/7/2017	14	14-UD-D-6-0-129	UD	D	6		5	0	129	BFET	WI	WI			0	129	VT	WI	WI	NR													
8/7/2017	14	14-UD-D-7-0-156	UD	D	7		1	0	156	VT	P	P			0	156	VT	P	RI	R			RI 4" HWR		0	156	4	0	4		14-UD-D-7-0-156-1	1	WR
8/7/2017	14	14-UD-D-7-1-105	UD	D	7		2	1	105	VT	DENT	D			1	105	VT	DENT	D	R			8"H X 8"V TSPP		1	105	8	8	32	64	14-UD-D-7-1-105-2	2	TSPP
8/7/2017	14	14-UD-D-7-30-70	UD	D	7		3	30	70	VT	TS	TS		0.156	30	70	VT	TS	TS	R			6"H X 6"V PP		30	70	6	0	18.84956	28.27433	14-UD-D-7-30-70-3	3	PP
8/7/2017	14	14-UD-D-7-56-43	UD	D	7		4	56	43	BFET	WI	WI			56	43	VT	WI	WI	NR													
8/7/2017	14	14-UD-D-7-0-0	UD	D	7		5	0	0	VT	P	P			0	0	VT	RI	RI	R			RI 4" HWR		0	0	4	0	4		14-UD-D-7-0-0-4	4	WR
8/7/2017	14	14-UD-D-7-58-156	UD	D	7										58	156	VT	RI	RI	R			RI 4" HWR		58	156	4	0	4		14-UD-D-7-58-156-5	5	WR
8/8/2017	14	14-UD-D-8-48-0	UD	D	8		1	48	0	VT	P	P			48	0	VT	RI	RI	R			2"H X 2V WR		48	0	2	2	4		14-UD-D-8-48-0-1	1	WR

		Shell Location			Master Features Legend	TesTex NDE								EEI NDE							Notes	Photo Links	Recommended Repairs								Repair Type Legend
Date	Tank No.	Overall ID	General Location			Master Feature	TesTex Indication ID on Plate	TexTex Reported Indication Location		TesTex NDE		SIMPLIFIED INDICATION TYPE	Minimum Wall Thickness (in)	Depth of Topside Indication(in)	Center of indication: X (in)	Center of indication: Y (in)	Method	Indication Type	SIMPLIFIED INDICATION TYPE	EEI Recommendation (Repair or No Repair)	Minimum Thickness (in)	Depth (in)			Center of Repair: X (in)	Center of Repair: Y (in)	Width or Dia (in)	Height (in)	Length of Weld (in)	Area of PP (sq in)	EEI repair No.	Repair No. on Plate	Repair Type (Patch, Weld, Other)
			Location in Tank	Shell Course	Plate Number			X Coordinate (in)	Y Coordinate (in)	Method	Indication Type																					
8/8/2017	14	14-UD-D-8-0-80	UD	D	8		2	0	80	BFET	WI	WI			0	80	VT	WI	WI	NR												
8/8/2017	14	14-UD-D-8-14-156	UD	D	8		3	14	156	VT	P	P			14	156	VT	P	RI	NR												
8/8/2017	14	14-UD-D-8-0-156	UD	D	8		4	0	156	VT	P	P			0	156	VT	RI	RI	R			RI 4" HWR		0	156	4	0	4		14-UD-D-8-0-156-2	2	WR
8/8/2017	14	14-UD-D-9-38-77	UD	D	9		1	38	77	VT	TS	TS		0.155	38	77	VT	GOUGE	G	R			SG 4"HWR		38	77	4	0	4		14-UD-D-9-38-77-1	1	WR
8/8/2017	14	14-UD-D-9-0-63	UD	D	9		2	0	63	BFET	WI	WI			0	63	VT	WI	WI	NR												
8/8/2017	14	14-UD-D-9-56-102	UD	D	9		3	56	102	BFET	WI	WI			56	102	VT	WI	WI	NR												
8/8/2017	14	14-UD-D-9-0-99	UD	D	9		4	0	99	VT	P	P			0	99	VT	P	RI	R			4" VWR		0	99	0	4	4		14-UD-D-9-0-99-2	2	WR
8/8/2017	14	14-UD-D-9-45-121	UD	D	9		5	45	121	VT	DENT	D			45	121	VT	DENT	D	R			6"H X 6"V PP		45	121	6	0	18.84956	28.27433	14-UD-D-9-45-121-3	3	PP
8/8/2017	14	14-UD-D-9-0-137	UD	D	9		6	0	137	BFET	WI	WI			0	137	VT	WI	WI	NR												
8/8/2017	14	14-UD-D-9-0-132	UD	D	9		7	0	132	BFET	WI	WI			0	132	VT	WI	WI	NR												
8/8/2017	14	14-UD-D-9-44-73	UD	D	9	N									44	73				N/A			MF: 3" Dia. GN									
8/8/2017	14	14-UD-D-10-0-112	UD	D	10		1	0	112	BFET	WI	WI			0	112	VT	WI	WI	NR												
8/8/2017	14	14-UD-D-10-0-44	UD	D	10		2	0	44	BFET	WI	WI			0	44	VT	WI	WI	NR												
8/8/2017	14	14-UD-D-10-45-12	UD	D	10		3	45	12	VT	P	P			45	12	VT	P	RI	R			3" HWR		45	12	3	0	3		14-UD-D-10-45-12-1	1	WR
8/8/2017	14	14-UD-D-11-2-0	UD	D	11		1	2	0	VT	P	P			2	0	VT	P	RI	NR												
8/8/2017	14	14-UD-D-11-0-12	UD	D	11		2	0	12	VT	P	P			0	12	VT	P	RI	R			8" VWR		0	12	0	8	8		14-UD-D-11-0-12-1	1	WR
8/8/2017	14	14-UD-D-11-58-12	UD	D	11		3	58	12	VT	P	P			58	12	VT	P	RI	R			Re-weld CP Int, ~9"HWR		58	12	9	0	9		14-UD-D-11-58-12-2	2	WR
8/8/2017	14	14-UD-D-11-0-94	UD	D	11		4	0	94	VT	P	P			0	94	VT	P	RI	NR												
8/8/2017	14	14-UD-D-11-0-104	UD	D	11		5	0	104	VT	P	P			0	104	VT	P	RI	NR												
8/8/2017	14	14-UD-D-11-0-119	UD	D	11		6	0	119	VT	P	P			0	119	VT	P	RI	NR												
8/8/2017	14	14-UD-D-11-0-122	UD	D	11		7	0	122	VT	P	P			0	122	VT	P	RI	NR												
8/8/2017	14	14-UD-D-11-0-144	UD	D	11		8	0	144	VT	P	P			0	144	VT	P	RI	NR												
8/8/2017	14	14-UD-D-11-0-153	UD	D	11		9	0	153	VT	TS	TS		0.145	0	153	VT	GOUGE	G	R			SG 4"VWR		0	153	0	4	4		14-UD-D-11-0-153-3	3	WR
8/8/2017	14	14-UD-D-12-3-139	UD	D	12		1	3	139	VT	TS	TS		0.15	3	139	VT	TS	TS	R			SG 4" VWR		3	139	0	4	4		14-UD-D-12-3-139-1	1	WR
8/8/2017	14	14-UD-D-12-0-132	UD	D	12		2	0	132	BFET	WI	WI			0	132	VT	WI	WI	R			Re-weld CP Int, ~3"H X 4"V WR		0	132	3	4	7		14-UD-D-12-0-132-2	2	WR
8/8/2017	14	14-UD-D-12-0-67	UD	D	12		3	0	67	BFET	WI	WI			0	67	VT	WI	WI	NR												
8/8/2017	14	14-UD-D-12-48-12	UD	D	12		4	48	12	VT	P	P			48	12	VT	P	RI	NR												
8/8/2017	14	14-UD-D-12-48-34	UD	D	12		5	48	34	VT	P	P			48	34	VT	P	RI	NR												
8/8/2017	14	14-UD-D-13-57-10	UD	D	13		1	57	10	VT	P	P			57	10	VT	P	RI	NR												
8/8/2017	14	14-UD-D-13-57-17	UD	D	13		2	57	17	BFET	WI	WI			57	17	VT	WI	WI	NR												
8/8/2017	14	14-UD-D-13-3-0	UD	D	13		3	3	0	BFET	WI	WI			3	0	VT	WI	WI	NR												
8/8/2017	14	14-UD-D-13-0-12	UD	D	13		4	0	12	VT	P	P			0	12	VT	RI	RI	R			4" VWR		0	12	0	4	4		14-UD-D-13-0-12-1	1	WR
8/8/2017	14	14-UD-D-13-11-66	UD	D	13		5	11	66	VT	TS	TS		0.156	11	66	VT	GOUGE	G	R			SG 4" VWR		11	66	0	4	4		14-UD-D-13-11-66-2	2	WR
8/8/2017	14	14-UD-D-13-50-114	UD	D	13		6	50	114	VT	TS	TS		0.156	50	114	VT	GOUGE	G	R			SG 4" HWR		50	114	4	0	4		14-UD-D-13-50-114-3	3	WR
8/8/2017	14	14-UD-D-13-3-154	UD	D	13		7	3	154	VT	TS	TS		0.156	3	154	VT	GOUGE	G	R			SG 4" HWR		3	154	4	0	4		14-UD-D-13-3-154-4	4	WR
8/8/2017	14	14-UD-D-13-56-128	UD	D	13		8	56	128	BFET	WI	WI			56	128	VT	WI	WI	NR												
8/8/2017	14	14-UD-D-13-51-156	UD	D	13		9	51	156	BFET	WI	WI			51	156	VT	WI	WI	NR												
8/8/2017	14	14-UD-D-13-49-60	UD	D	13	N									49	60	VT	RI	RI	R			Re-weld 3" Dia. GN, ~6"H X 6'V WR		49	60	6	6	12		14-UD-D-13-49-60-5	5	WR
8/8/2017	14	14-UD-D-14-0-131	UD	D	14		1	0	131	VT	TS	TS		0.145	0	131	VT	GOUGE	G	R			SG 4" VWR		0	131	0	4	4		14-UD-D-14-0-131-1	1	WR
8/8/2017	14	14-UD-D-14-7-133	UD	D	14		2	7	133	VT	TS	TS		0.156	7	133	VT	GOUGE	G	R			SG 4" VWR		7	133	0	4	4		14-UD-D-14-7-133-2	2	WR
8/8/2017	14	14-UD-D-14-2-134	UD	D	14		3	2	134	VT	TS	TS		0.15	2	134	VT	GOUGE	G	R			SG 4" HWR		2	134	4	0	4		14-UD-D-14-2-134-3	3	WR
8/8/2017	14	14-UD-D-14-1-149	UD	D	14		4	1	149	VT	TS	TS		0.145	1	149	VT	GOUGE	G	R			SG 4" HWR		1	149	4	0	4		14-UD-D-14-1-149-4	4	WR
8/8/2017	14	14-UD-D-14-6-156	UD	D	14		5	6	156	VT	P	P			6	156	VT	P	RI	NR												
8/8/2017	14	14-UD-D-14-0-113	UD	D	14		6	0	113	BFET	WI	WI			0	113	VT	WI	WI	NR												
8/8/2017	14	14-UD-D-14-27-97	UD	D	14		7	27	97	BFET	WI	WI			27	97	VT	WI	WI	NR												
8/8/2017	14	14-UD-D-14-30-82	UD	D	14		8	30	82	BFET	WI	WI			30	82	VT	WI	WI	NR												
8/8/2017	14	14-UD-D-14-0-52	UD	D	14		9	0	52	BFET	WI	WI			0	52	VT	WI	WI	NR												
8/8/2017	14	14-UD-D-14-39-52	UD	D	14		10	39	52	BFET	WI	WI			39	52	VT	WI	WI	NR												
8/8/2017	14	14-UD-D-14-39-47	UD	D	14		11	39	47	BFET	WI	WI			39	47	VT	WI	WI	NR												
8/8/2017	14	14-UD-D-14-39-45	UD	D	14		12	39	45	BFET	WI	WI			39	45	VT	WI	WI	NR												
8/8/2017	14	14-UD-D-14-39-44	UD	D	14		13	39	44	BFET	WI	WI			39	44	VT	WI	WI	NR												
8/8/2017	14	14-UD-D-14-39-38	UD	D	14		14	39	38	VT	P	P			39	38	VT	P	RI	NR												
8/8/2017	14	14-UD-D-14-15-0	UD	D	14		15	15	0	BFET	WI	WI			15	0	VT	WI	WI	NR												
8/8/2017	14	14-UD-D-14-48-7	UD	D	14		16	48	7	BFET	WI	WI			48	7	VT	WI	WI	NR												
8/8/2017	14	14-UD-D-15-0-2	UD	D	15		1	0	2	VT	P	P			0	2	VT	P	RI	NR												

			Shell Location			Master Features Legend	TesTex NDE							EEI NDE								Notes	Photo Links	Recommended Repairs								Repair Type Legend
Date	Tank No.	Overall ID	General Location			Master Feature	TesTex Indication ID on Plate	TexTex Reported Indication Location		TesTex NDE			Minimum Wall Thickness (in)	Depth of Topside Indication(in)	Center of Indication: X (in)	Center of Indication: Y (in)	Method	Indication Type	SIMPLIFIED INDICATION TYPE	EEI Recommendation (Repair or No Repair)	Minimum Thickness (in)	Depth (in)			Center of Repair: X (in)	Center of Repair: Y (in)	Width or Dia (in)	Height (in)	Length of Weld (in)	Area of PP (sq in)	EEI repair No.	Repair No. on Plate	Repair Type (Patch, Weld, Other)
			Location in Tank	Shell Course	Plate Number			X Coordinate (in)	Y Coordinate (in)	Method	Indication Type	SIMPLIFIED INDICATION TYPE																				
8/8/2017	14	14-UD-D-15-0-22	UD	D	15		2	0	22	VT	P	P			0	22	VT	P	RI	NR												
8/8/2017	14	14-UD-D-15-59-7	UD	D	15		3	59	7	VT	P	P			59	7	VT	P	RI	NR												
8/8/2017	14	14-UD-D-15-58-53	UD	D	15		4	58	53	BFET	WI	WI			58	53	VT	WI	WI	NR												
8/8/2017	14	14-UD-D-15-24-78	UD	D	15		5	24	78	VT	DENT	D			24	78	VT	DENT	D	R			8"H X 8"V PP		24	78	8	8	32	64	14-UD-D-15-24-78-1	1	PP
8/8/2017	14	14-UD-D-15-34-87	UD	D	15	PP									34	87				N/A			MF: 4" Dia. PP										
8/8/2017	14	14-UD-D-16-15-156	UD	D	16		1	15	156	VT	P	P			15	156	VT	RI	RI	R			RI 4"HWR		15	156	4	0	4		14-UD-D-16-15-156-1	1	WR
8/8/2017	14	14-UD-D-16-23-98	UD	D	16		2	23	98	VT	DENT	D			23	98	VT	DENT	D	R			6"H X 6"V PP		23	98	6	0	18.84956	28.27433	14-UD-D-16-23-98-2	2	PP
8/8/2017	14	14-UD-D-16-10-114	UD	D	16		3	10	114	VT	DENT	D			10	114	VT	DENT	D	R			8"H X 8"V PP		10	114	8	8	32	64	14-UD-D-16-10-114-3	3	PP
8/8/2017	14	14-UD-D-16-1-58	UD	D	16		4	1	58	VT	DENT	D			1	58	VT	DENT	D	R			6"H X 6"V TSPP		1	58	6	6	24	36	14-UD-D-16-1-58-4	4	tspp
8/8/2017	14	14-UD-D-16-15-0	UD	D	16		5	15	0	VT	P	P			15	0	VT	P	RI	NR												
8/8/2017	14	14-UD-D-16-49-3	UD	D	16		6	49	3	VT	P	P			49	3	VT	LOF,RI	LOF	R			5" VWR		49	3	0	5	5		14-UD-D-16-49-3-5	5	WR
8/8/2017	14	14-UD-D-17-0-41	UD	D	17		1	0	41	VT	P	P			0	41	VT	P	RI	NR												
8/8/2017	14	14-UD-D-17-58-52	UD	D	17		2	58	52	BFET	WI	WI			58	52	VT	WI	WI	NR												
8/8/2017	14	14-UD-D-17-11-113	UD	D	17		3	11	113	VT	TS	TS		0.125	11	113	VT	GOUGE	G	R			SG 4"VWR		11	113	0	4	4		14-UD-D-17-11-113-1	1	WR
8/8/2017	14	14-UD-D-17-0-136	UD	D	17		4	0	136	VT	P	P			0	136	VT	P	RI	NR												
8/8/2017	14	14-UD-D-17-19-156	UD	D	17		5	19	156	BFET	WI	WI			19	156	VT	WI	WI	NR												
8/8/2017	14	14-UD-D-17-28-156	UD	D	17		6	28	156	BFET	WI	WI			28	156	VT	WI	WI	NR												
8/8/2017	14	14-UD-D-17-58-0	UD	D	17										58	0	VT	RI	RI	R			RI 4"HWR		58	0	4	0	4		14-UD-D-17-58-0-2	2	WR
8/8/2017	14	14-UD-D-18-12-147	UD	D	18		1	12	147	VT	DENT	D			12	147	VT	DENT	D	R			8"H X 8"V TSPP		12	147	8	8	32	64	14-UD-D-18-12-147-1	1	PP
8/8/2017	14	14-UD-D-18-17-94	UD	D	18		2	17	94	VT	TS	TS		0.15	17	94	VT	GOUGE	G	R			SG 4" VWR		17	94	0	4	4		14-UD-D-18-17-94-2	2	WR
8/8/2017	14	14-UD-D-18-31-69	UD	D	18		3	31	69	BFET	WI	WI			31	69	VT	WI	WI	NR												
8/8/2017	14	14-UD-D-18-31-76	UD	D	18		4	31	76	VT	P	P			31	76	VT	P	RI	NR												
8/8/2017	14	14-UD-D-18-10-0	UD	D	18		5	10	0	VT	P	P			10	0	VT	P	RI	NR												
8/8/2017	14	14-UD-D-18-48-5	UD	D	18		6	48	5	BFET	WI	WI			48	5	VT	WI	WI	NR												
8/8/2017	14	14-UD-D-18-44-24	UD	D	18		7	44	24	BFET	P	P			44	24	VT	P	RI	R			4" VWR		44	24	0	4	4		14-UD-D-18-44-24-3	3	WR
8/8/2017	14	14-UD-D-18-8-58	UD	D	18	N									8	58				N/A			MF: 3" Dia. GN										
8/9/2017	14	14-UD-D-19-8-0	UD	D	19		1	8	0	VT	P	P			8	0	VT	P	RI	NR												
8/9/2017	14	14-UD-D-19-31-0	UD	D	19		2	31	0	VT	UC	UC			31	0	VT	UC	UC	NR												
8/9/2017	14	14-UD-D-19-45-60	UD	D	19		3	45	60	VT	DENT	D			45	60	VT	DENT	D	NR												
8/9/2017	14	14-UD-D-19-58-72	UD	D	19		4	58	72	VT	P	P			58	72	VT	P	RI	NR												
8/9/2017	14	14-UD-D-19-58-95	UD	D	19		5	58	95	VT	P	P			58	95	VT	P	RI	NR												
8/9/2017	14	14-UD-D-19-53-65	UD	D	19		6	53	65	VT	DENT	D			53	65	VT	DENT	D	R			8"H X 8"V PP		53	65	8	8	32	64	14-UD-D-19-53-65-1	1	PP
8/9/2017	14	14-UD-D-19-2-156	UD	D	19		7	2	156	VT	P	P			2	156	VT	P	RI	NR												
8/9/2017	14	14-UD-D-19-23-156	UD	D	19		8	23	156	VT	P	P			23	156	VT	P	RI	NR												
8/9/2017	14	14-UD-D-19-38-90	UD	D	19	PP									38	90				N/A			MF: 4" Dia. PP										
8/9/2017	14	14-UD-D-20-18-142	UD	D	20		1	18	142	VT	P	P			18	142	VT	P	RI	R			2"H X 2"V WR		18	142	2	2	4		14-UD-D-20-18-142-1	1	WR
8/9/2017	14	14-UD-D-20-1-84	UD	D	20		2	1	84	VT	DENT	D			1	84	VT	DENT	D	NR												
8/9/2017	14	14-UD-D-20-0-14	UD	D	20		3	0	14	BFET	WI	WI			0	14	VT	WI	WI	NR												
8/9/2017	14	14-UD-D-21-44-16	UD	D	21		1	44	16	VT	TS	TS		0.15	44	16	VT	DENT	D	R			6"H X 6"V PP + SG 4" HWR		44	16	10	6	32	60	14-UD-D-21-44-16-1	1	PP
8/9/2017	14	14-UD-D-21-0-90	UD	D	21		2	0	90	VT	P	P			0	90	VT	P	RI	NR												
8/9/2017	14	14-UD-D-21-11-102	UD	D	21		3	11	102	VT	TS	TS		0.14	11	102	VT	GOUGE	G	R			SG 4" VWR		11	102	0	4	4		14-UD-D-21-11-102-2	2	WR
8/9/2017	14	14-UD-D-21-0-117	UD	D	21		4	0	117	VT	P	P			0	117	VT	RI	RI	R			11" VWR		0	120	0	11	11		14-UD-D-21-0-120-3	3	WR
8/9/2017	14	14-UD-D-21-0-123	UD	D	21		5	0	123	VT	P	P			0	123	VT	P	RI	R					0	120	0	11	11		14-UD-D-21-0-120-3	3	WR
8/9/2017	14	14-UD-D-21-58-122	UD	D	21		6	58	122	BFET	WI	WI			58	122	VT	WI	WI	NR												
8/9/2017	14	14-UD-D-21-39-98	UD	D	21	N									39	98				N/A			MF: 3" Dia. GN										
8/9/2017	14	14-UD-D-22-0-113	UD	D	22		1	0	113	BFET	WI	WI			0	113	VT	WI	WI	NR												
8/9/2017	14	14-UD-D-22-29-97	UD	D	22		2	29	97	BFET	WI	WI			29	97	VT	WI	WI	NR												
8/9/2017	14	14-UD-D-22-29-73	UD	D	22		3	29	73	BFET	WI	WI			29	73	VT	WI	WI	NR												
8/9/2017	14	14-UD-D-22-0-86	UD	D	22		4	0	86	BFET	WI	WI			0	86	VT	WI	WI	NR												
8/9/2017	14	14-UD-D-22-37-61	UD	D	22		5	37	61	VT	P	P			37	61	VT	P	RI	NR												
8/9/2017	14	14-UD-D-22-33-0	UD	D	22		6	33	0	BFET	WI	WI			33	0	VT	WI	WI	NR												
8/9/2017	14	14-UD-D-22-5-36	UD	D	22										5	36	VT	GOUGE	G	R			SG 4" HWR		5	36	4	0	4		14-UD-D-22-5-36-1	1	WR
8/9/2017	14	14-UD-D-23-55-35	UD	D	23		1	55	35	VT	DENT	D			55	35	VT	DENT	D	R			6"H X 6"V TSPP		55	35	6	6	24	36	14-UD-D-23-55-35-1	1	tspp
8/9/2017	14	14-UD-D-23-49-90	UD	D	23		2	49	90	VT	TS	TS		0.15	49	90	VT	GOUGE	G	R			SG 4"VWR		49	90	0	4	4		14-UD-D-23-49-90-2	2	WR
8/9/2017	14	14-UD-D-23-55-116	UD	D	23		3	55	116	VT	TS	TS		0.156	55	116	VT	DENT	D	R			6"H X 6"V PP		55	116	6	0	18.84956	28.27433	14-UD-D-23-55-116-3	3	PP

			Shell Location			Master Features Legend	TesTex NDE							EEI NDE								Notes	Photo Links	Recommended Repairs								Repair Type Legend
Date	Tank No.	Overall ID	General Location			Master Feature	TesTex Indication ID on Plate	TexTex Reported Indication Location		TesTex NDE		SIMPLIFIED INDICATION TYPE	Minimum Wall Thickness (in)	Depth of Topside Indication(in)	Center of indication: X (in)	Center of indication: Y (in)	Method	Indication Type	SIMPLIFIED INDICATION TYPE	EEI Recommendation (Repair or No Repair)	Minimum Thickness (in)	Depth (in)			Center of Repair: X (in)	Center of Repair: Y (in)	Width or Dia (in)	Height (in)	Length of Weld (in)	Area of PP (sq in)	EEI repair No.	Repair No. on Plate	Repair Type (Patch, Weld, Other)
			Location in Tank	Shell Course	Plate Number			X Coordinate (in)	Y Coordinate (in)	Method	Indication Type																					
8/9/2017	14	14-UD-D-23-0-127	UD	D	23		4	0	127	VT	P	P			0	127	VT	P	RI	NR													
8/9/2017	14	14-UD-D-23-0-0	UD	D	23										0	0	VT	P,IF	RI	R			Re-weld PL Int (center), ~6"H X 6"V W		0	0	6	6	12		14-UD-D-23-0-0-4	4	WR
8/9/2017	14	14-UD-D-24-27-81	UD	D	24		1	27	81	VT	TS	TS		0.156	27	81	VT	TS	TS	R			10"H X 10"V TSPP		27	81	10	10	40	100	14-UD-D-24-27-81-1	1	PP
8/9/2017	14	14-UD-D-24-6-70	UD	D	24		2	6	70	VT	TS	TS		0.156	6	70	VT	GOUGE	G	R			SG 4"VWR		6	70	0	4	4		14-UD-D-24-6-70-2	2	WR
8/9/2017	14	14-UD-D-24-40-42	UD	D	24		3	40	42	BFET	WI	WI			40	42	VT	WI	WI	NR													
8/9/2017	14	14-UD-D-24-12-56	UD	D	24		4	12	56	VT	TS	TS		0.1	12	56	VT	ENT,GOUG	G	R			10"H X 10"V TSPP		12	56	10	10	40	100	14-UD-D-24-12-56-3	3	PP
8/9/2017	14	14-UD-D-24-37-11	UD	D	24		5	37	11	VT	TS	TS		0.19	37	11	VT	GOUGE	G	R			SG 4"HWR		37	11	4	0	4		14-UD-D-24-37-11-4	4	WR
8/9/2017	14	14-UD-D-24-12-123	UD	D	24										12	123	VT	DENT	D	R			6"H X 6"V PP		12	123	6	0	18.84956	28.27433	14-UD-D-24-12-123-6	6	PP
8/9/2017	14	14-UD-D-24-30-34	UD	D	24										30	34	VT	GOUGE	G	R			SG 4"HWR		30	34	4	0	4		14-UD-D-24-30-34-5	5	WR
8/9/2017	14	14-UD-D-25-30-19	UD	D	25		1	30	19	VT	TS	TS		0.156	30	19	VT	GOUGE	G	R			SG 4"VWR		30	19	0	4	4		14-UD-D-25-30-19-1	1	WR
8/9/2017	14	14-UD-D-25-0-53	UD	D	25		2	0	53	BFET	WI	WI			0	53	VT	WI	WI	NR													
8/9/2017	14	14-UD-D-25-42-71	UD	D	25	N	3	42	71	VT	P	P			42	71	VT	UC	UC	R			MF: Re-weld 3" Dia. GN, ~6"H X 6"V		42	71	6	6	12		14-UD-D-25-42-71-2	2	WR
8/9/2017	14	14-UD-D-25-58-69	UD	D	25		4	58	69	BFET	WI	WI			58	69	VT	WI	WI	NR													
8/9/2017	14	14-UD-D-25-12-105	UD	D	25		5	12	105	VT	TS	TS		0.15	12	105	VT	GOUGE	G	R			SG 4" VWR		12	105	0	4	4		14-UD-D-25-12-105-3	3	WR
8/9/2017	14	14-UD-D-25-11-156	UD	D	25		6	11	156	BFET	WI	WI			11	156	VT	WI	WI	NR													
8/9/2017	14	14-UD-D-25-0-6	UD	D	25										0	6	VT	P	RI	R			4" VWR		0	6	0	4	4		14-UD-D-25-0-6-4	4	WR
8/9/2017	14	14-UD-D-26-34-64	UD	D	26		1	34	64	BFET	WI	WI			34	64	VT	WI	WI	NR													
8/9/2017	14	14-UD-D-26-3-85	UD	D	26		2	3	85	VT	TS	TS		0.156	3	85	VT	GOUGE	G	R			SG 4"HWR		3	85	4	0	4		14-UD-D-26-3-85-1	1	WR
8/9/2017	14	14-UD-D-27-1-156	UD	D	27		1	1	156	VT	P	P			1	156	VT	P	RI	R			2"H X 2" V WR		1	156	2	2	4		14-UD-D-27-1-156-1	1	WR
8/9/2017	14	14-UD-D-27-26-126	UD	D	27		2	26	126	VT	TS	TS		0.125	26	126	VT	GOUGE	G	R			SG 4"HWR		26	126	4	0	4		14-UD-D-27-26-126-2	2	WR
8/9/2017	14	14-UD-D-27-0-105	UD	D	27		3	0	105	BFET	WI	WI			0	105	VT	WI	WI	NR													
8/9/2017	14	14-UD-D-27-48-130	UD	D	27		4	48	130	VT	TS	TS		0.15	48	130	VT	TS	TS	R			SG 4"HWR		48	130	4	0	4		14-UD-D-27-48-130-3	3	WR
8/9/2017	14	14-UD-D-27-9-11	UD	D	27		5	9	11	VT	TS	TS		0.156	9	11	VT	TS	TS	R			SG 4"HWR		9	11	4	0	4		14-UD-D-27-9-11-4	4	WR
8/9/2017	14	14-UD-D-27-50-42	UD	D	27										50	42	VT	GOUGE	G	R			SG 4" VWR		50	42	0	4	4		14-UD-D-27-50-42-5	5	WR
8/10/2017	14	14-UD-D-28-1-0	UD	D	28		1	1	0	VT	UC	UC			1	0	VT	UC	UC	R			4"H X 9"V WR		0	4	4	9	13		14-UD-D-28-0-4-1	1	WR
8/10/2017	14	14-UD-D-28-0-6	UD	D	28		2	0	6	VT	P	P			0	6	VT	P	RI	R					0	4	4	9	13		14-UD-D-28-0-4-1	1	WR
8/10/2017	14	14-UD-D-28-0-22	UD	D	28		3	0	22	BFET	WI	WI			0	22	VT	WI	WI	R			10" VWR		0	22	0	10	10		14-UD-D-28-0-22-2	2	WR
8/10/2017	14	14-UD-D-28-0-25	UD	D	28		4	0	25	VT	P	P			0	25	VT	P	RI	R					0	22	0	10	10		14-UD-D-28-0-22-2	2	WR
8/10/2017	14	14-UD-D-28-44-12	UD	D	28		5	44	12	LFET	BC	BC	0.19		44	12	PAUT	BC	BC	R			tr<=0.160, 36"H X 66"V PP, in lower F		23	33	36	66	204	2376	14-UD-D-28-23-33-3	3	PP
8/10/2017	14	14-UD-D-28-36-44	UD	D	28		6	36	44	VT	Bulge	B			36	44	VT	DENT	D	R					23	33	36	66	204	2376	14-UD-D-28-23-33-3	3	PP
8/10/2017	14	14-UD-D-28-20-90	UD	D	28	PP									20	90				N/A			MF: 4" Dia. PP										
8/10/2017	14	14-UD-D-29-5-159	UD	D	29		1	5	159	BFET	WI	WI			5	159	VT	WI	WI	NR													
8/10/2017	14	14-UD-D-29-16-159	UD	D	29		2	16	159	BFET	WI	WI			16	159	VT	WI	WI	NR													
8/10/2017	14	14-UD-D-29-48-146	UD	D	29		3	48	146	VT	DENT	D			48	146	VT	DENT	D	R			10"H X 10"V PP		49	144	10	10	40	100	14-UD-D-29-49-144-1	1	PP
8/10/2017	14	14-UD-D-29-49-142	UD	D	29		4	49	142	VT	DENT	D			49	142	VT	DENT	D	R					49	144	10	10	40	100	14-UD-D-29-49-144-1	1	PP
8/10/2017	14	14-UD-D-29-0-105	UD	D	29		5	0	105	BFET	WI	WI			0	105	VT	WI	WI	NR													
8/10/2017	14	14-UD-D-29-60-118	UD	D	29		6	60	118	BFET	WI	WI			60	118	VT	WI	WI	NR													
8/10/2017	14	14-UD-D-29-60-115	UD	D	29		7	60	115	BFET	WI	WI			60	115	VT	WI	WI	NR													
8/10/2017	14	14-UD-D-29-45-56	UD	D	29	N	8	45	56	VT	P	P			45	56	VT	UC	UC	R			MF: Re-weld 3" Dia. GN, ~6"H X 6"V		45	56	6	6	12		14-UD-D-29-45-56-2	2	WR
8/10/2017	14	14-UD-D-29-12-0	UD	D	29		9	12	0	BFET	WI	WI			12	0	VT	WI	WI	NR													
8/10/2017	14	14-UD-D-29-9-33	UD	D	29										9	33	PAUT	BC	BC	R			tr<=0.160, 18"H X 66"V PP in lower L		9	33	18	66	168	1188	14-UD-D-29-9-33-3	3	PP
8/10/2017	14	14-UD-D-30-13-159	UD	D	30		1	13	159	BFET	WI	WI			13	159	VT	WI	WI	NR													
8/10/2017	14	14-UD-D-30-0-80	UD	D	30		2	0	80	VT	P	P			0	80	VT	P	RI	NR													
8/10/2017	14	14-UD-D-30-0-77	UD	D	30		3	0	77	BFET	WI	WI			0	77	VT	WI	WI	NR													
8/10/2017	14	14-UD-D-30-51-29	UD	D	30		4	51	29	BFET	WI	WI			51	29	VT	WI	WI	NR													
8/10/2017	14	14-UD-D-30-0-7	UD	D	30		5	0	7	BFET	WI	WI			0	7	VT	WI	WI	NR													
8/10/2017	14	14-UD-D-30-12-0	UD	D	30		6	12	0	BFET	WI	WI			12	0	VT	WI	WI	NR													
8/10/2017	14	14-UD-D-30-48-0	UD	D	30		7	48	0	VT	UC	UC		0.094	48	0	VT	UC	UC	R			4" HWR		48	0	4	0	4		14-UD-D-30-48-0-1	1	WR
8/10/2017	14	14-UD-D-31-3-159	UD	D	31		1	3	159	BFET	WI	WI			3	159	VT	WI	WI	NR													
8/10/2017	14	14-UD-D-31-15-159	UD	D	31		2	15	159	BFET	WI	WI			15	159	VT	WI	WI	NR													
8/10/2017	14	14-UD-D-31-24-159	UD	D	31		3	24	159	BFET	WI	WI			24	159	VT	WI	WI	NR													
8/10/2017	14	14-UD-D-31-48-159	UD	D	31		4	48	159	VT	P	P			48	159	VT	P	RI	NR													
8/10/2017	14	14-UD-D-31-51-159	UD	D	31		5	51	159	VT	P	P			51	159	VT	P	RI	NR													
8/10/2017	14	14-UD-D-31-45-109	UD	D	31		6	45	109	VT	DENT	D			45	109	VT	DENT	D	NR													
8/10/2017	14	14-UD-D-31-16-94	UD	D	31		7	16	94	VT	DENT	D			16	94	VT	DENT	D	R			8"H X 8"V PP		16	94	8	8	32	64	14-UD-D-31-16-94-1	1	PP

			Shell Location			Master Features Legend	TesTex NDE								EEI NDE								Notes	Photo Links	Recommended Repairs								Repair Type Legend
Date	Tank No.	Overall ID	General Location			Master Feature	TesTex Indication ID on Plate	TexTex Reported Indication Location		TesTex NDE		SIMPLIFIED INDICATION TYPE	Minimum Wall Thickness (in)	Depth of Topside Indication(in)	Center of Indication: X (in)	Center of Indication: Y (in)	Method	Indication Type	SIMPLIFIED INDICATION TYPE	EEI Recommendation (Repair or No Repair)	Minimum Thickness (in)	Depth (in)			Center of Repair: X (in)	Center of Repair: Y (in)	Width or Dia (in)	Height (in)	Length of Weld (in)	Area of PP (sq in)	EEI repair No.	Repair No. on Plate	Repair Type (Patch, Weld, Other)
			Location in Tank	Shell Course	Plate Number			X Coordinate (in)	Y Coordinate (in)	Method	Indication Type																						
8/10/2017	14	14-UD-D-31-0-72	UD	D	31		8	0	72	BFET	WI	WI			0	72	VT	WI	WI	NR													
8/10/2017	14	14-UD-D-31-6-70	UD	D	31	PP	9	6	70	VT	P	P			6	70	VT	P	RI	R			MF: 4" Dia. PP. Remove and install 1		8	69	16	16	64	256	14-UD-D-31-8-69-2	2	PP
8/10/2017	14	14-UD-D-31-6-69	UD	D	31		10	6	69	VT	DENT	D			6	69	VT	DENT	D	R					8	69	16	16	64	256	14-UD-D-31-8-69-2	2	PP
8/10/2017	14	14-UD-D-31-15-68	UD	D	31		11	15	68	VT	DENT	D			15	68	VT	DENT	D	R					8	69	16	16	64	256	14-UD-D-31-8-69-2	2	PP
8/10/2017	14	14-UD-D-31-19-27	UD	D	31	PP	12	19	27	VT	P	P			19	27	VT	P	RI	R			MF: Re-weld 4" Dia. PP, ~6"H X 6"V V		19	27	6	6	12		14-UD-D-31-19-27-3	3	WR
8/10/2017	14	14-UD-D-31-5-0	UD	D	31		13	5	0	BFET	WI	WI			5	0	VT	WI	WI	NR													
8/10/2017	14	14-UD-D-31-9-0	UD	D	31		14	9	0	BFET	WI	WI			9	0	VT	WI	WI	NR													
8/10/2017	14	14-UD-D-31-29-0	UD	D	31		15	29	0	BFET	WI	WI			29	0	VT	WI	WI	NR													
8/10/2017	14	14-UD-D-32-0-128	UD	D	32		1	0	128	BFET	WI	WI			0	128	VT	WI	WI	NR													
8/10/2017	14	14-UD-D-32-0-101	UD	D	32		2	0	101	BFET	WI	WI			0	101	VT	WI	WI	NR													
8/10/2017	14	14-UD-D-32-14-34	UD	D	32		3	14	34	VT	DENT	D			14	34	VT	DENT	D	R			6"H X 6"V PP		14	34	6	0	18.84956	28.27433	14-UD-D-32-14-34-1	1	PP
8/10/2017	14	14-UD-D-32-45-9	UD	D	32		4	45	9	VT	TS	TS		0.094	45	9	VT	TS	TS	R			8"H X 8"V TSPP		45	9	8	8	32	64	14-UD-D-32-45-9-2	2	PP
8/10/2017	14	14-UD-D-32-24-7	UD	D	32		5	24	7	VT	DENT	D			24	7	VT	DENT	D	R			10"H X 10"V TSPP		24	7	10	10	40	100	14-UD-D-32-24-7-3	3	PP
8/10/2017	14	14-UD-D-32-1-0	UD	D	32		6	1	0	VT	P	P			1	0	VT	G,LOF,RI	G	R			PL Int WR, ~4"H X 4"V WR		1	0	4	4	8		14-UD-D-32-1-0-4	4	WR
8/9/2017	14	14-UD-D-33-57-98	UD	D	33		1	57	98	VT	DENT	D			57	98	VT	DENT	D	NR													
8/9/2017	14	14-UD-D-33-0-87	UD	D	33		2	0	87	BFET	WI	WI			0	87	VT	WI	WI	NR													
8/9/2017	14	14-UD-D-33-41-63	UD	D	33	N	3	41	63	VT	P	P			41	63	VT	P	RI	R			MF: Re-weld 3"Dia. GN, ~6"H X 6"V V		41	62	6	6	12		14-UD-D-33-41-62-1	1	WR
8/9/2017	14	14-UD-D-33-41-60	UD	D	33	N	4	41	60	BFET	WI	WI			41	60	VT	WI	WI	R					41	62	6	6	12		14-UD-D-33-41-62-1	1	WR
8/9/2017	14	14-UD-D-33-0-18	UD	D	33		5	0	18	BFET	WI	WI			0	18	VT	WI	WI	NR													
8/9/2017	14	14-UD-D-33-31-0	UD	D	33		6	31	0	BFET	WI	WI			31	0	VT	WI	WI	NR													
8/9/2017	14	14-UD-D-33-60-15	UD	D	33		7	60	15	BFET	WI	WI			60	15	VT	WI	WI	NR													
8/9/2017	14	14-UD-D-33-31-156	UD	D	33										31	156	VT	RI	RI	R			4" HWR		31	156	4	0	4		14-UD-D-33-31-156-2	2	WR
8/9/2017	14	14-UD-D-34-9-159	UD	D	34		1	9	159	BFET	WI	WI			9	159	VT	WI	WI	NR													
8/9/2017	14	14-UD-D-34-18-124	UD	D	34		2	18	124	BFET	WI	WI			18	124	VT	WI	WI	NR													
8/9/2017	14	14-UD-D-34-18-118	UD	D	34		3	18	118	BFET	WI	WI			18	118	VT	WI	WI	NR													
8/9/2017	14	14-UD-D-34-0-114	UD	D	34		4	0	114	BFET	WI	WI			0	114	VT	WI	WI	NR													
8/9/2017	14	14-UD-D-34-18-58	UD	D	34		5	18	58	VT	DENT	D			18	58	VT	DENT	D	NR													
8/9/2017	14	14-UD-D-34-14-46	UD	D	34		6	14	46	VT	DENT	D			14	46	VT	DENT	D	NR													
8/9/2017	14	14-UD-D-34-3-7	UD	D	34		7	3	7	VT	DENT	D			3	7	VT	DENT	D	R			8"H X 8"V TSPP		3	7	8	8	32	64	14-UD-D-34-3-7-1	1	TSPP
8/9/2017	14	14-UD-D-34-39-0	UD	D	34		8	39	0	BFET	WI	WI			39	0	VT	WI	WI	NR													
8/9/2017	14	14-UD-D-34-19-15	UD	D	34										19	15	VT	GOUGE	G	R			SG 4"HWR		19	15	4	0	4		14-UD-D-34-19-15-4	4	WR
8/9/2017	14	14-UD-D-34-2-42	UD	D	34										2	42	VT	DENT	D	R			6"H X 6"V TSPP		2	42	6	6	24	36	14-UD-D-34-2-42-3	3	tspp
8/9/2017	14	14-UD-D-34-5-29	UD	D	34										5	29	VT	GOUGE	G	R			SG 4"HWR		5	29	4	0	4		14-UD-D-34-5-29-2	2	WR
8/9/2017	14	14-UD-D-35-3-159	UD	D	35		1	3	159	VT	P	P			3	159	VT	P	RI	NR													
8/9/2017	14	14-UD-D-35-39-159	UD	D	35		2	39	159	VT	P	P			39	159	VT	P	RI	NR													
8/9/2017	14	14-UD-D-35-60-136	UD	D	35		3	60	136	VT	P	P			60	136	VT	P	RI	NR													
8/9/2017	14	14-UD-D-35-0-140	UD	D	35		4	0	140	BFET	WI	WI			0	140	VT	WI	WI	NR													
8/9/2017	14	14-UD-D-35-0-105	UD	D	35		5	0	105	BFET	WI	WI			0	105	VT	WI	WI	NR													
8/9/2017	14	14-UD-D-35-60-17	UD	D	35		6	60	17	BFET	WI	WI			60	17	VT	WI	WI	NR													
8/9/2017	14	14-UD-D-35-60-8	UD	D	35		7	60	8	BFET	WI	WI			60	8	VT	WI	WI	NR													
8/9/2017	14	14-UD-D-35-25-105	UD	D	35										25	105	VT	DENT	D	R			8"H X 8"V PP		25	105	8	8	32	64	14-UD-D-35-25-105-1	1	PP
8/9/2017	14	14-UD-D-36-18-147	UD	D	36		1	18	147	VT	P	P			18	147	VT	P	RI	R			2" VWR		18	147	0	2	2		14-UD-D-36-18-147-1	1	WR
8/9/2017	14	14-UD-D-36-0-131	UD	D	36		2	0	131	VT	P	P			0	131	VT	P	RI	R			4" VWR		0	131	0	4	4		14-UD-D-36-0-131-2	2	WR
8/9/2017	14	14-UD-D-36-0-126	UD	D	36		3	0	126	VT	P	P			0	126	VT	P	RI	NR													
8/9/2017	14	14-UD-D-36-51-89	UD	D	36		4	51	89	BFET	WI	WI			51	89	VT	WI	WI	NR													
8/9/2017	14	14-UD-D-36-0-74	UD	D	36		5	0	74	VT	P	P			0	74	VT	P	RI	NR													
8/9/2017	14	14-UD-D-36-35-59	UD	D	36		6	35	59	VT	TS	TS			35	59	VT	GOUGE	G	R			SG 4" HWR		35	59	4	0	4		14-UD-D-36-35-59-3	3	WR
8/9/2017	14	14-UD-D-36-25-0	UD	D	36		7	25	0	VT	P	P			25	0	VT	P	RI	NR													
8/9/2017	14	14-UD-D-36-32-0	UD	D	36		8	32	0	BFET	WI	WI			32	0	VT	RI	RI	R			RI 4"HWR		32	0	4	0	4		14-UD-D-36-32-0-4	4	WR
8/9/2017	14	14-UD-D-37-21-159	UD	D	37		1	21	159	VT	P	P			21	159	VT	P	RI	NR													
8/9/2017	14	14-UD-D-37-0-147	UD	D	37		2	0	147	VT	P	P			0	147	VT	P	RI	NR													
8/9/2017	14	14-UD-D-37-0-142	UD	D	37		3	0	142	VT	P	P			0	142	VT	P	RI	NR													
8/9/2017	14	14-UD-D-37-0-140	UD	D	37		4	0	140	BFET	WI	WI			0	140	VT	WI	WI	R			4" VWR		0	140	0	4	4		14-UD-D-37-0-140-1	1	WR
8/9/2017	14	14-UD-D-37-0-130	UD	D	37		5	0	130	BFET	WI	WI			0	130	VT	WI	WI	R			4" VWR		0	130	0	4	4		14-UD-D-37-0-130-2	2	WR
8/9/2017	14	14-UD-D-37-0-120	UD	D	37		6	0	120	BFET	WI	WI			0	120	VT	WI	WI	NR													

			Shell Location			Master Features Legend	TesTex NDE							EEI NDE								Notes	Photo Links	Recommended Repairs								Repair Type Legend
Date	Tank No.	Overall ID	General Location			Master Feature	TesTex Indication ID on Plate	TexTex Reported Indication Location		TesTex NDE		SIMPLIFIED INDICATION TYPE	Minimum Wall Thickness (in)	Depth of Topside Indication(in)	Center of indication: X (in)	Center of indication: Y (in)	Method	Indication Type	SIMPLIFIED INDICATION TYPE	EEI Recommendation (Repair or No Repair)	Minimum Thickness (in)	Depth (in)			Center of Repair: X (in)	Center of Repair: Y (in)	Width or Dia (in)	Height (in)	Length of Weld (in)	Area of PP (sq in)	EEI repair No.	Repair No. on Plate	Repair Type (Patch, Weld, Other)
			Location in Tank	Shell Course	Plate Number			X Coordinate (in)	Y Coordinate (in)	Method	Indication Type																					
8/9/2017	14	14-UD-D-37-55-124	UD	D	37		7	55	124	VT	DENT	D			55	124	VT	DENT	D	R			8"H X 8"V TSPP		55	124	8	8	32	64	14-UD-D-37-55-124-3	3	PP
8/9/2017	14	14-UD-D-37-53-93	UD	D	37		8	53	93	VT	DENT	D			53	93	VT	DENT	D	R			8"H X 8"V PP		53	93	8	8	32	64	14-UD-D-37-53-93-4	4	PP
8/9/2017	14	14-UD-D-37-42-91	UD	D	37	N	9	42	91	VT	P	P			42	91	VT	P	RI	R			MF: 3" Dia. GN, 8" CWR		42	91	8	0	8		14-UD-D-37-42-91-5	5	wr
8/9/2017	14	14-UD-D-37-0-66	UD	D	37		10	0	66	VT	P	P			0	66	VT	P	RI	NR													
8/9/2017	14	14-UD-D-37-0-55	UD	D	37		11	0	55	BFET	WI	WI			0	55	VT	WI	WI	NR													
8/9/2017	14	14-UD-D-37-60-48	UD	D	37		12	60	48	BFET	WI	WI			60	48	VT	WI	WI	NR													
8/9/2017	14	14-UD-D-37-0-16	UD	D	37		13	0	16	BFET	WI	WI			0	16	VT	WI	WI	NR													
8/9/2017	14	14-UD-D-37-0-13	UD	D	37		14	0	13	BFET	WI	WI			0	13	VT	WI	WI	NR													
8/9/2017	14	14-UD-D-37-0-3	UD	D	37		15	0	3	VT	P	P			0	3	VT	RI	RI	R			RI 4" HWR		0	0	4	0	4		14-UD-D-37-0-0-6	6	WR
8/9/2017	14	14-UD-D-37-20-0	UD	D	37		16	20	0	VT	P	P			20	0	VT	P	RI	NR													
8/9/2017	14	14-UD-D-38-4-159	UD	D	38		1	4	159	BFET	WI	WI			4	159	VT	WI	WI	NR													
8/9/2017	14	14-UD-D-38-14-159	UD	D	38		2	14	159	VT	P	P			14	159	VT	P	RI	NR													
8/9/2017	14	14-UD-D-38-0-149	UD	D	38		3	0	149	BFET	WI	WI			0	149	VT	WI	WI	NR													
8/9/2017	14	14-UD-D-38-14-147	UD	D	38		4	14	147	VT	DENT	D			14	147	VT	DENT	D	R			6"H X 6"V PP		14	147	6	0	18.84956	28.27433	14-UD-D-38-14-147-1	1	PP
8/9/2017	14	14-UD-D-38-0-130	UD	D	38		5	0	130	BFET	WI	WI			0	130	VT	WI	WI	NR													
8/9/2017	14	14-UD-D-38-18-126	UD	D	38		6	18	126	LFET	BC	BC	0.13		18	126	PAUT	BC	BC	R			tr<=0.160, Full-width PP from Y=96 to		17	118	34	44	156	1496	14-UD-D-38-17-118-2	2	PP
8/9/2017	14	14-UD-D-38-0-5	UD	D	38		7	0	5	VT	P	P			0	5	VT	P	RI	NR													
8/9/2017	14	14-UD-D-38-9-3	UD	D	38		8	9	3	VT	DENT	D			9	3	VT	DENT	D	R			6"H X 6"V TSPP		9	3	6	6	24	36	14-UD-D-38-9-3-3	3	TSPP
8/9/2017	14	14-UD-D-39-51-159	UD	D	39		1	51	159	VT	P	P			51	159	VT	P	RI	R			4"HWR		51	159	4	0	4		14-UD-D-39-51-159-1	1	WR
8/9/2017	14	14-UD-D-39-28-70	UD	D	39		2	28	70	VT	DENT	D			28	70	VT	DENT	D	NR													
8/9/2017	14	14-UD-D-39-0-56	UD	D	39		3	0	56	VT	P	P			0	56	VT	P	RI	NR													
8/9/2017	14	14-UD-D-39-0-49	UD	D	39		4	0	49	BFET	WI	WI			0	49	VT	WI	WI	NR													
8/9/2017	14	14-UD-D-39-42-39	UD	D	39		5	42	39	VT	DENT	D			42	39	VT	DENT	D	NR													
8/9/2017	14	14-UD-D-39-0-19	UD	D	39		6	0	19	VT	P	P			0	19	VT	P	RI	NR													
8/9/2017	14	14-UD-D-39-6-0	UD	D	39		7	6	0	BFET	WI	WI			6	0	VT	WI	WI	NR													
8/9/2017	14	14-UD-D-39-25-96	UD	D	39	PP									25	96				N/A			MF: 4" Dia. PP										
8/8/2017	14	14-UD-D-40-18-159	UD	D	40		1	18	159	BFET	WI	WI			18	159	VT	LOF	LOF	R			3" HWR		18	159	3	0	3		14-UD-D-40-18-159-1	1	WR
8/8/2017	14	14-UD-D-40-0-139	UD	D	40		2	0	139	BFET	WI	WI			0	139	VT	WI	WI	NR													
8/8/2017	14	14-UD-D-40-0-100	UD	D	40		3	0	100	BFET	WI	WI			0	100	VT	WI	WI	NR													
8/8/2017	14	14-UD-D-40-0-95	UD	D	40		4	0	95	BFET	WI	WI			0	95	VT	WI	WI	NR													
8/8/2017	14	14-UD-D-40-51-55	UD	D	40		5	51	55	BFET	WI	WI			51	55	VT	WI	WI	NR													
8/8/2017	14	14-UD-D-40-0-48	UD	D	40		6	0	48	BFET	WI	WI			0	48	VT	WI	WI	NR													
8/8/2017	14	14-UD-D-40-0-27	UD	D	40		7	0	27	BFET	WI	WI			0	27	VT	WI	WI	NR													
8/8/2017	14	14-UD-D-40-51-28	UD	D	40		8	51	28	VT	P	P			51	28	VT	P	RI	NR													
8/8/2017	14	14-UD-D-40-11-0	UD	D	40		9	11	0	BFET	WI	WI			11	0	VT	WI	WI	NR													
8/8/2017	14	14-UD-D-40-26-0	UD	D	40		10	26	0	VT	P	P			26	0	VT	P	RI	NR													
8/8/2017	14	14-UD-D-40-38-0	UD	D	40		11	38	0	VT	P	P			38	0	VT	P	RI	NR													
8/8/2017	14	14-UD-D-41-0-127	UD	D	41		1	0	127	BFET	WI	WI			0	127	VT	LOF	LOF	R			3"HWR		0	127	3	0	3		14-UD-D-41-0-127-1	1	WR
8/8/2017	14	14-UD-D-41-61-105	UD	D	41		2	61	105	BFET	WI	WI			61	105	VT	WI	WI	NR													
8/8/2017	14	14-UD-D-41-18-124	UD	D	41		3	18	124	VT	DENT	D			18	124	VT	GOUGE	G	R			SG 4"VWR		18	124	0	4	4		14-UD-D-41-18-124-2	2	WR
8/8/2017	14	14-UD-D-41-50-78	UD	D	41	N	4	50	78	BFET	WI	WI			50	78	VT	WI	WI	R			MF: 3"Dia GN, 6" CWR		50	78	6	0	6		14-UD-D-41-50-78-3	3	WR
8/8/2017	14	14-UD-D-41-0-25	UD	D	41		5	0	25	BFET	WI	WI			0	25	VT	WI	WI	NR													
8/8/2017	14	14-UD-D-41-0-22	UD	D	41		6	0	22	BFET	WI	WI			0	22	VT	WI	WI	NR													
8/8/2017	14	14-UD-D-41-11-8	UD	D	41		7	11	8	VT	DENT	D			11	8	VT	DENT	D	R			6"H X 6"V PP		11	8	6	0	18.84956	28.27433	14-UD-D-41-11-8-4	4	PP
8/8/2017	14	14-UD-D-41-46-66	UD	D	41										46	66	VT	GOUGE	G	R			SG 4"HWR		46	66	4	0	4		14-UD-D-41-46-66-5	5	WR
8/8/2017	14	14-UD-D-42-5-126	UD	D	42		1	5	126	VT	TS	TS		0.094	5	126	VT	TS	TS	R			8"H X 8"V TSPP		5	126	8	8	32	64	14-UD-D-42-5-126-1	1	TSPP
8/8/2017	14	14-UD-D-42-51-89	UD	D	42		2	51	89	BFET	WI	WI			51	89	VT	WI	WI	NR													
8/8/2017	14	14-UD-D-42-0-81	UD	D	42		3	0	81	BFET	WI	WI			0	81	VT	WI	WI	NR													
8/8/2017	14	14-UD-D-42-21-80	UD	D	42		4	21	80	VT	TS	TS		0.094	21	80	VT	GOUGE	G	R			SG 4" VWR		20	82	0	4	4		14-UD-D-42-20-82-2	2	WR
8/8/2017	14	14-UD-D-42-51-66	UD	D	42		5	51	66	BFET	WI	WI			51	66	VT	WI	WI	NR													
8/8/2017	14	14-UD-D-42-17-0	UD	D	42		6	17	0	BFET	WI	WI			17	0	VT	WI	WI	R			10" HWR		19	0	10	0	10		14-UD-D-42-19-0-3	3	WR
8/8/2017	14	14-UD-D-42-21-0	UD	D	42		7	21	0	BFET	WI	WI			21	0	VT	WI	WI	R					19	0	10	0	10		14-UD-D-42-19-0-3	3	WR
8/8/2017	14	14-UD-D-43-3-159	UD	D	43		1	3	159	BFET	WI	WI			3	159	VT	WI	WI	NR													
8/8/2017	14	14-UD-D-43-0-156	UD	D	43		2	0	156	VT	P	P			0	156	VT	P	RI	NR													
8/8/2017	14	14-UD-D-43-49-127	UD	D	43		3	49	127	VT	TS	TS		0.094	49	127	VT	GOUGE	G	R			SG 4" VWR		49	127	0	4	4		14-UD-D-43-49-127-1	1	WR

			Shell Location			Master Features Legend	TesTex NDE							EEI NDE								Notes	Photo Links	Recommended Repairs								Repair Type Legend
Date	Tank No.	Overall ID	General Location			Master Feature	TesTex Indication ID on Plate	TexTex Reported Indication Location		TesTex NDE		SIMPLIFIED INDICATION TYPE	Minimum Wall Thickness (in)	Depth of Topside Indication(in)	Center of indication: X (in)	Center of indication: Y (in)	Method	Indication Type	SIMPLIFIED INDICATION TYPE	EEI Recommendation (Repair or No Repair)	Minimum Thickness (in)	Depth (in)			Center of Repair: X (in)	Center of Repair: Y (in)	Width or Dia (in)	Height (in)	Length of Weld (in)	Area of PP (sq in)	EEI repair No.	Repair No. on Plate	Repair Type (Patch, Weld, Other)
			Location in Tank	Shell Course	Plate Number			X Coordinate (in)	Y Coordinate (in)	Method	Indication Type																					
8/8/2017	14	14-UD-D-43-15-122	UD	D	43		4	15	122	VT	DENT	D			15	122	VT	DENT	D	NR													
8/8/2017	14	14-UD-D-43-35-102	UD	D	43		5	35	102	VT	DENT	D			35	102	VT	DENT	D	NR													
8/8/2017	14	14-UD-D-43-0-76	UD	D	43		6	0	76	BFET	WI	WI			0	76	VT	WI	WI	NR													
8/8/2017	14	14-UD-D-43-21-66	UD	D	43		7	21	66	VT	DENT	D			21	66	VT	DENT	D	NR													
8/8/2017	14	14-UD-D-43-61-38	UD	D	43		8	61	38	BFET	WI	WI			61	38	VT	WI	WI	NR													
8/8/2017	14	14-UD-D-43-58-27	UD	D	43		9	58	27	VT	DENT	D			58	27	VT	DENT	D	R		10"H X 10"V TSPP		58	27	10	10	40	100	14-UD-D-43-58-27-2	2	PP
8/8/2017	14	14-UD-D-43-0-20	UD	D	43		10	0	20	BFET	WI	WI			0	20	VT	WI	WI	NR													
8/8/2017	14	14-UD-D-43-5-0	UD	D	43		11	5	0	VT	P	P			5	0	VT	P	RI	NR													
8/8/2017	14	14-UD-D-43-35-0	UD	D	43		12	35	0	BFET	WI	WI			35	0	VT	WI	WI	NR													
8/8/2017	14	14-UD-D-43-43-95	UD	D	43	pp									43	95	VT			N/A		MF: 4" Dia. PP										
8/8/2017	14	14-UD-D-43-53-97	UD	D	43	pp									53	97	VT			N/A		MF: 4" Dia. PP										
8/8/2017	14	14-UD-D-44-0-151	UD	D	44		1	0	151	VT	P	P			0	151	VT	P	RI	NR													
8/8/2017	14	14-UD-D-44-0-144	UD	D	44		2	0	144	VT	P	P			0	144	VT	P	RI	NR													
8/8/2017	14	14-UD-D-44-7-106	UD	D	44		3	7	106	VT	DENT	D			7	106	VT	DENT	D	R		6"H X 6"V PP		7	106	6	0	18.84956	28.27433	14-UD-D-44-7-106-1	1	PP
8/8/2017	14	14-UD-D-44-0-103	UD	D	44		4	0	103	VT	P	P			0	103	VT	P	RI	R		4" VWR		0	103	0	4	4		14-UD-D-44-0-103-2	2	WR
8/8/2017	14	14-UD-D-44-51-91	UD	D	44		5	51	91	VT	P	P			51	91	VT	P	RI	NR													
8/8/2017	14	14-UD-D-44-51-85	UD	D	44		6	51	85	VT	DENT	D			51	85	VT	DENT	D	R		10"H X 10"V TSPP		51	85	10	10	40	100	14-UD-D-44-51-85-3	3	PP
8/8/2017	14	14-UD-D-44-0-44	UD	D	44		7	0	44	VT	P	P			0	44	VT	P	RI	NR													
8/8/2017	14	14-UD-D-45-29-157	UD	D	45		1	29	157	BFET	WI	WI			29	157	VT	WI	WI	NR													
8/8/2017	14	14-UD-D-45-0-127	UD	D	45		2	0	127	BFET	WI	WI			0	127	VT	WI	WI	NR													
8/8/2017	14	14-UD-D-45-48-106	UD	D	45	N	3	48	106	BFET	WI	WI			48	106	VT	WI	WI	R		MF: Re-weld 3" Dia. GN, ~6"H X 6"V		48	106	6	6	12		14-UD-D-45-48-106-1	1	WR
8/8/2017	14	14-UD-D-45-14-97	UD	D	45		4	14	97	VT	DENT	D			14	97	VT	DENT	D	R		8"H X 8"V PP		14	97	8	8	32	64	14-UD-D-45-14-97-2	2	PP
8/8/2017	14	14-UD-D-45-36-72	UD	D	45		5	36	72	VT	DENT	D			36	72	VT	DENT	D	NR													
8/8/2017	14	14-UD-D-45-47-68	UD	D	45		6	47	68	VT	DENT	D			47	68	VT	DENT	D	R		8"H X 8"V PP		47	68	8	8	32	64	14-UD-D-45-47-68-3	3	PP
8/8/2017	14	14-UD-D-45-16-58	UD	D	45		7	16	58	VT	DENT	D			16	58	VT	DENT	D	NR													
8/8/2017	14	14-UD-D-45-11-36	UD	D	45		8	11	36	VT	DENT	D			11	36	VT	DENT	D	R		6"H X 6"V PP		6	36	6	0	18.84956	28.27433	14-UD-D-45-6-36-4	4	PP
8/8/2017	14	14-UD-D-45-42-54	UD	D	45		9	42	54	VT	DENT	D			42	54	VT	DENT	D	R		6"H X 6"V PP		42	54	6	0	18.84956	28.27433	14-UD-D-45-42-54-5	5	PP
8/8/2017	14	14-UD-D-45-24-0	UD	D	45		10	24	0	VT	UC	UC			24	0	VT	UC	UC	R		6" HWR		24	0	6	0	6		14-UD-D-45-24-0-6	6	WR
8/8/2017	14	14-UD-D-45-47-0	UD	D	45		11	47	0	BFET	WI	WI			47	0	VT	WI	WI	NR													
8/8/2017	14	14-UD-D-46-2-160	UD	D	46		1	2	160	VT	P	P			2	160	VT	P	RI	NR													
8/8/2017	14	14-UD-D-46-0-146	UD	D	46		2	0	146	VT	P	P			0	146	VT	P	RI	NR													
8/8/2017	14	14-UD-D-46-0-136	UD	D	46		3	0	136	BFET	WI	WI			0	136	VT	WI	WI	NR													
8/8/2017	14	14-UD-D-46-14-125	UD	D	46		4	14	125	VT	DENT	D			14	125	VT	DENT	D	R		6"H X 6"V PP		14	125	6	0	18.84956	28.27433	14-UD-D-46-14-125-1	1	PP
8/8/2017	14	14-UD-D-46-0-122	UD	D	46		5	0	122	BFET	WI	WI			0	122	VT	IF,RI,UC	RI	R		10" VWR		0	122	0	10	10		14-UD-D-46-0-122-2	2	WR
8/8/2017	14	14-UD-D-46-0-96	UD	D	46		6	0	96	BFET	WI	WI			0	96	VT	WI	WI	R		6" VWR		0	96	0	6	6		14-UD-D-46-0-96-3	3	WR
8/8/2017	14	14-UD-D-46-0-83	UD	D	46		7	0	83	VT	P	P			0	83	VT	P	RI	NR													
8/8/2017	14	14-UD-D-46-51-29	UD	D	46		8	51	29	BFET	WI	WI			51	29	VT	WI	WI	NR													
8/8/2017	14	14-UD-D-46-51-18	UD	D	46		9	51	18	VT	P	P			51	18	VT	P	RI	NR													
8/8/2017	14	14-UD-D-46-31-0	UD	D	46		10	31	0	BFET	WI	WI			31	0	VT	WI	WI	NR													
8/8/2017	14	14-UD-D-46-37-0	UD	D	46		11	37	0	BFET	WI	WI			37	0	VT	WI	WI	NR													
8/8/2017	14	14-UD-D-46-17-148	UD	D	46										17	148	VT	DENT	D	R		6"H X 6"V TSPP		17	148	6	6	24	36	14-UD-D-46-17-148-4	4	TSPP
8/8/2017	14	14-UD-D-46-9-156	UD	D	46										9	156	VT	UC	UC	R		18" HWR		9	156	18	0	18		14-UD-D-46-9-156-5	5	WR
8/8/2017	14	14-UD-D-47-13-157	UD	D	47		1	13	157	BFET	WI	WI			13	157	VT	WI	WI	NR													
8/8/2017	14	14-UD-D-47-4-145	UD	D	47		2	4	145	VT	DENT	D			4	145	VT	DENT	D	R		6"H X 6"V TSPP		4	145	6	6	24	36	14-UD-D-47-4-145-1	1	tspp
8/8/2017	14	14-UD-D-47-60-147	UD	D	47		3	60	147	VT	P	P			60	147	VT	P	RI	NR													
8/8/2017	14	14-UD-D-47-60-131	UD	D	47		4	60	131	VT	P	P			60	131	VT	P	RI	NR													
8/8/2017	14	14-UD-D-47-60-108	UD	D	47		5	60	108	BFET	WI	WI			60	108	VT	WI	WI	NR													
8/8/2017	14	14-UD-D-47-39-114	UD	D	47		6	39	114	VT	DENT	D			39	114	VT	DENT	D	NR													
8/8/2017	14	14-UD-D-47-35-108	UD	D	47		7	35	108	VT	DENT	D			35	108	VT	DENT	D	NR													
8/8/2017	14	14-UD-D-47-60-98	UD	D	47		8	60	98	BFET	WI	WI			60	98	VT	WI	WI	NR													
8/8/2017	14	14-UD-D-47-0-101	UD	D	47		9	0	101	BFET	WI	WI			0	101	VT	WI	WI	NR													
8/8/2017	14	14-UD-D-47-0-53	UD	D	47		10	0	53	VT	P	P			0	53	VT	P	RI	NR													
8/8/2017	14	14-UD-D-47-32-53	UD	D	47		11	32	53	VT	DENT	D			32	53	VT	DENT	D	R		8"H X 8"V PP		32	53	8	8	32	64	14-UD-D-47-32-53-2	2	PP
8/8/2017	14	14-UD-D-47-46-30	UD	D	47		12	46	30	VT	DENT	D			46	30	VT	DENT	D	NR													
8/8/2017	14	14-UD-D-47-21-9	UD	D	47		13	21	9	VT	TS	TS		0.094	21	9	VT	TS	TS	R		6"H X 6"V PP		21	9	6	0	18.84956	28.27433	14-UD-D-47-21-9-3	3	PP

			Shell Location			Master Features Legend	TesTex NDE							EEI NDE								Notes	Photo Links	Recommended Repairs								Repair Type Legend
Date	Tank No.	Overall ID	General Location			Master Feature	TesTex Indication ID on Plate	TexTex Reported Indication Location		TesTex NDE		SIMPLIFIED INDICATION TYPE	Minimum Wall Thickness (in)	Depth of Topside Indication(in)	Center of indication: X (in)	Center of indication: Y (in)	Method	Indication Type	SIMPLIFIED INDICATION TYPE	EEI Recommendation (Repair or No Repair)	Minimum Thickness (in)	Depth (in)			Center of Repair: X (in)	Center of Repair: Y (in)	Width or Dia (in)	Height (in)	Length of Weld (in)	Area of PP (sq in)	EEI repair No.	Repair No. on Plate	Repair Type (Patch, Weld, Other)
			Location in Tank	Shell Course	Plate Number			X Coordinate (in)	Y Coordinate (in)	Method	Indication Type																					
8/8/2017	14	14-UD-D-47-0-7	UD	D	47		14	0	7	VT	P	P			0	7	VT	P	RI	NR													
8/8/2017	14	14-UD-D-47-0-130	UD	D	47										0	130	VT	IF,RI,UC	RI	R			20" VWR		0	130	0	20	20		14-UD-D-47-0-130-5	5	WR
8/8/2017	14	14-UD-D-47-5-112	UD	D	47										5	112	VT	DENT	D	R			6"H X 6"V PP		5	112	8	8	32	64	14-UD-D-47-5-112-4	4	TSPP
8/8/2017	14	14-UD-D-48-13-159	UD	D	48		1	13	159	BFET	WI	WI			13	159	VT	WI	WI	NR													
8/8/2017	14	14-UD-D-48-0-148	UD	D	48		2	0	148	VT	P	P			0	148	VT	P	RI	NR													
8/8/2017	14	14-UD-D-48-0-115	UD	D	48		3	0	115	VT	P	P			0	115	VT	P	RI	R			4" VWR		0	115	0	4	4		14-UD-D-48-0-115-1	1	WR
8/8/2017	14	14-UD-D-48-0-112	UD	D	48		4	0	112	BFET	WI	WI			0	112	VT	WI	WI	NR													
8/8/2017	14	14-UD-D-48-0-106	UD	D	48		5	0	106	VT	P	P			0	106	VT	P	RI	NR													
8/8/2017	14	14-UD-D-48-51-112	UD	D	48		6	51	112	BFET	WI	WI			51	112	VT	WI	WI	NR													
8/8/2017	14	14-UD-D-48-51-92	UD	D	48		7	51	92	BFET	WI	WI			51	92	VT	WI	WI	NR													
8/8/2017	14	14-UD-D-48-0-55	UD	D	48		8	0	55	VT	P	P			0	55	VT	P	RI	NR													
8/8/2017	14	14-UD-D-48-0-18	UD	D	48		9	0	18	VT	P	P			0	18	VT	P	RI	R			20" VWR + re-weld CP Int		0	10	9	20	29		14-UD-D-48-0-10-2	2	WR
8/8/2017	14	14-UD-D-48-0-14	UD	D	48		10	0	14	VT	P	P			0	14	VT	P	RI	R					0	10	9	20	29		14-UD-D-48-0-10-2	2	WR
8/8/2017	14	14-UD-D-48-0-3	UD	D	48		11	0	3	VT	P	P			0	3	VT	P	RI	R					0	10	9	20	29		14-UD-D-48-0-10-2	2	WR
8/8/2017	14	14-UD-D-48-35-0	UD	D	48		12	35	0	BFET	WI	WI			35	0	VT	RI	RI	R			16" HWR + 6" VWR + RI WR (Ind 15)		41	0	16	6	22		14-UD-D-48-41-0-3	3	WR
8/8/2017	14	14-UD-D-48-37-0	UD	D	48		13	37	0	VT	P	P			37	0	VT	P	RI	R					41	0	16	6	22		14-UD-D-48-41-0-3	3	WR
8/8/2017	14	14-UD-D-48-41-0	UD	D	48		14	41	0	VT	P	P			41	0	VT	P	RI	R					41	0	16	6	22		14-UD-D-48-41-0-3	3	WR
8/8/2017	14	14-UD-D-48-51-2	UD	D	48		15	51	2	VT	P	P			51	2	VT	P	RI	R					41	0	16	6	22		14-UD-D-48-41-0-3	3	WR
8/8/2017	14	14-UD-D-48-51-14	UD	D	48		16	51	14	VT	P	P			51	14	VT	P	RI	NR													
8/7/2017	14	14-UD-C-1-24-156	UD	C	1		1	24	156	VT	P	P			24	156	VT	P	RI	R			6" HWR		24	156	6	0	6		14-UD-C-1-24-156-1	1	WR
8/7/2017	14	14-UD-C-1-44-156	UD	C	1		2	44	156	VT	P	P			44	156	VT	P	RI	R			8" HWR		44	156	8	0	8		14-UD-C-1-44-156-2	2	WR
8/7/2017	14	14-UD-C-1-0-124	UD	C	1		3	0	124	VT	P	P			0	124	VT	P	RI	R			5" VWR		0	124	0	5	5		14-UD-C-1-0-124-3	3	WR
8/7/2017	14	14-UD-C-1-14-122	UD	C	1		4	14	122	VT	DENT	D			14	122	VT	P	RI	R			12"X 12" PP		14	122	12	12	48	144	14-UD-C-1-14-122-4	4	PP
8/7/2017	14	14-UD-C-1-0-109	UD	C	1		5	0	109	VT	WI	WI			0	109	VT	WI	WI	NR													
8/7/2017	14	14-UD-C-1-47-120	UD	C	1		6	47	120	VT	DENT	D			47	120	VT	DENT	D	NR													
8/7/2017	14	14-UD-C-1-0-90	UD	C	1		7	0	90	VT	P	P			0	90	VT	P	RI	NR													
8/7/2017	14	14-UD-C-1-60-100	UD	C	1		8	60	100	VT	P	P			60	100	VT	P,RI	RI	R			CP Int WR		60	100	3	0	3		14-UD-C-1-60-100-5	5	WR
8/7/2017	14	14-UD-C-1-60-80	UD	C	1		9	60	80	VT	WI	WI			60	80	VT	WI	WI	NR													
8/7/2017	14	14-UD-C-1-39-34	UD	C	1		10	39	34	VT	DENT	D			39	34	VT	DENT	D	R			8"X 8" PP		39	34	8	8	32	64	14-UD-C-1-39-34-6	6	PP
8/7/2017	14	14-UD-C-1-55-0	UD	C	1		11	55	0	VT	P	P			55	0	VT	P	RI	NR													
8/7/2017	14	14-UD-C-1-48-0	UD	C	1		12	48	0	VT	P	P			48	0	VT	P	RI	NR													
8/7/2017	14	14-UD-C-1-0-0	UD	C	1										0	0	VT	P,RI,WI	WI	R			PL Int WR		0	0	4	4	8		14-UD-C-1-0-0-9	9	WR
8/7/2017	14	14-UD-C-1-23-141	UD	C	1										23	141	VT	GOUGE	G	R			SG WR		23	141	1	0	1		14-UD-C-1-23-141-7	7	WR
8/7/2017	14	14-UD-C-1-57-135	UD	C	1										57	135	VT	GOUGE	G	R			SG WR		57	135	1	0	1		14-UD-C-1-57-135-8	8	WR
8/7/2017	14	14-UD-C-2-0-31	UD	C	2		1	0	31	BFET	WI	WI			0	31	VT	WI	WI	NR													
8/7/2017	14	14-UD-C-2-10-32	UD	C	2		2	10	32	VT	P	P			10	32	VT	P	RI	NR													
8/7/2017	14	14-UD-C-2-9-46	UD	C	2		3	9	46	VT	P	P			9	46	VT	P	RI	NR													
8/7/2017	14	14-UD-C-2-7-51	UD	C	2		4	7	51	VT	P	P			7	51	VT	P	RI	NR													
8/7/2017	14	14-UD-C-2-8-51	UD	C	2		5	8	51	VT	P	P			8	51	VT	P	RI	NR													
8/7/2017	14	14-UD-C-2-15-156	UD	C	2		6	15	157	BFET	WI	WI			15	156	VT	DF,IF,P,RI,V	WI	R			38" HWR		30	156	38	0	38		14-UD-C-2-30-156-1	1	WR
8/7/2017	14	14-UD-C-2-23-156	UD	C	2		7	23	157	BFET	WI	WI			23	156	VT	DF,IF,P,RI,V	WI	R			4" HWR		30	156	38	0	38		14-UD-C-2-30-156-1	1	WR
8/7/2017	14	14-UD-C-2-25-156	UD	C	2		8	25	157	BFET	WI	WI			25	156	VT	DF,IF,P,RI,V	WI	R			4" HWR		30	156	38	0	38		14-UD-C-2-30-156-1	1	WR
8/7/2017	14	14-UD-C-2-29-156	UD	C	2		9	29	157	VT	P	P			29	156	VT	DF,IF,P,RI,V	WI	R			4" HWR		30	156	38	0	38		14-UD-C-2-30-156-1	1	WR
8/7/2017	14	14-UD-C-2-34-156	UD	C	2		10	34	157	VT	P	P			34	156	VT	DF,IF,P,RI,V	WI	R			4" HWR		30	156	38	0	38		14-UD-C-2-30-156-1	1	WR
8/7/2017	14	14-UD-C-2-37-156	UD	C	2		11	37	157	VT	P	P			37	156	VT	DF,IF,P,RI,V	WI	R			4" HWR		30	156	38	0	38		14-UD-C-2-30-156-1	1	WR
8/7/2017	14	14-UD-C-2-44-156	UD	C	2		12	44	157	VT	P	P			44	156	VT	DF,IF,P,RI,V	WI	R			4" HWR		30	156	38	0	38		14-UD-C-2-30-156-1	1	WR
8/7/2017	14	14-UD-C-2-60-148	UD	C	2		13	60	148	VT	P	P			60	148	VT	P	RI	R			8" VWR		60	148	0	8	8		14-UD-C-2-60-148-2	2	WR
8/7/2017	14	14-UD-C-2-25-146	UD	C	2	PP	14	25	146	VT	P	P			25	146	VT	P	RI	R			Re-weld 4" Dia. PP - 11" CWR		25	146	6	6	12		14-UD-C-2-25-146-3	3	WR
8/7/2017	14	14-UD-C-2-44-141	UD	C	2		15	44	141	VT	TS	TS		0.125	44	141	VT	GOUGE	G	R			SG WR		44	141	1	0	1		14-UD-C-2-44-141-4	4	WR
8/7/2017	14	14-UD-C-2-0-129	UD	C	2		16	0	129	VT	P	P			0	129	VT	P	RI	R			7" VWR		0	129	0	7	7		14-UD-C-2-0-129-5	5	WR
8/7/2017	14	14-UD-C-2-60-117	UD	C	2		17	60	117	BFET	WI	WI			60	117	VT	WI	WI	NR													
8/7/2017	14	14-UD-C-2-0-107	UD	C	2		18	0	107	BFET	WI	WI			0	107	VT	WI	WI	NR													
8/7/2017	14	14-UD-C-2-0-103	UD	C	2		19	0	103	VT	P	P			0	103	VT	P	RI	NR													
8/7/2017	14	14-UD-C-2-60-78	UD	C	2		20	60	78	BFET	WI	WI			60	78	VT	WI	WI	NR													
8/7/2017	14	14-UD-C-2-60-70	UD	C	2		21	60	70	BFET	WI	WI			60	70	VT	WI	WI	NR													

RDHLCC0028087

			Shell Location			Master Features Legend	TesTex NDE							EEI NDE								Notes	Photo Links	Recommended Repairs								Repair Type Legend
Date	Tank No.	Overall ID	General Location			Master Feature	TesTex Indication ID on Plate	TexTex Reported Indication Location		TesTex NDE		SIMPLIFIED INDICATION TYPE	Minimum Wall Thickness (in)	Depth of Topside Indication(in)	Center of indication: X (in)	Center of indication: Y (in)	Method	Indication Type	SIMPLIFIED INDICATION TYPE	EEI Recommendation (Repair or No Repair)	Minimum Thickness (in)	Depth (in)			Center of Repair: X (in)	Center of Repair: Y (in)	Width or Dia (in)	Height (in)	Length of Weld (in)	Area of PP (sq in)	EEI repair No.	Repair No. on Plate	Repair Type (Patch, Weld, Other)
			Location in Tank	Shell Course	Plate Number			X Coordinate (in)	Y Coordinate (in)	Method	Indication Type																					
8/7/2017	14	14-UD-C-2-60-66	UD	C	2		22	60	66	VT	P	P			60	66	VT	P	RI	NR													
8/7/2017	14	14-UD-C-2-19-28	UD	C	2	PP	23	19	28	VT	P	P			19	28	VT	P	RI	R			Re-weld 4" Dia. PP - 11" CWR		19	28	6	6	12		14-UD-C-2-19-28-6	6	WR
8/7/2017	14	14-UD-C-2-19-0	UD	C	2		24	19	0	BFET	WI	WI			19	0	VT	WI	WI	R			44" HWR		27	0	44	0	44		14-UD-C-2-27-0-7	7	WR
8/7/2017	14	14-UD-C-2-35-0	UD	C	2		25	35	0	VT	UC	UC		0.094	35	0	VT	UC	UC	R			4" HWR		27	0	44	0	44		14-UD-C-2-27-0-7	7	WR
8/7/2017	14	14-UD-C-2-54-138	UD	C	2										54	138	VT	LOF,P,RI	LOF	R			End CP WR		54	138	3	0	3		14-UD-C-2-54-138-8	8	WR
8/7/2017	14	14-UD-C-3-57-156	UD	C	3		1	57	156	VT	P	P			57	156	VT	P,RI	RI	R			2" HWR, 2" VWR		57	156	2	2	4		14-UD-C-3-57-156-1	1	WR
8/7/2017	14	14-UD-C-3-0-156	UD	C	3		2	0	156	VT	P	P			0	156	VT	LOF,RI,UC	LOF	R			38" HWR		19	156	38	0	38		14-UD-C-3-19-156-2	2	WR
8/7/2017	14	14-UD-C-3-3-156	UD	C	3		3	3	156	VT	P	P			3	156	VT	LOF,RI,UC	LOF	R			4" HWR		19	156	38	0	38		14-UD-C-3-19-156-2	2	WR
8/7/2017	14	14-UD-C-3-18-156	UD	C	3		4	18	156	BFET	WI	WI			18	156	VT	LOF,RI,UC	LOF	R			4" HWR		19	156	38	0	38		14-UD-C-3-19-156-2	2	WR
8/7/2017	14	14-UD-C-3-25-156	UD	C	3		5	25	156	BFET	WI	WI			25	156	VT	LOF,RI,UC	LOF	R			4" HWR		19	156	38	0	38		14-UD-C-3-19-156-2	2	WR
8/7/2017	14	14-UD-C-3-29-156	UD	C	3		6	29	156	BFET	WI	WI			29	156	VT	LOF,RI,UC	LOF	R			4" HWR		19	156	38	0	38		14-UD-C-3-19-156-2	2	WR
8/7/2017	14	14-UD-C-3-58-78	UD	C	3		7	58	78	VT	P	P			58	78	VT	P	RI	NR													
8/7/2017	14	14-UD-C-3-0-74	UD	C	3		8	0	79	BFET	WI	WI			0	74	VT	WI	WI	NR													
8/7/2017	14	14-UD-C-3-58-45	UD	C	3		9	58	45	VT	P	P			58	45	VT	P	RI	R			10" VWR		58	45	0	10	10		14-UD-C-3-58-45-3	3	WR
8/7/2017	14	14-UD-C-3-0-54	UD	C	3		10	0	54	BFET	WI	WI			0	54	VT	WI	WI	NR													
8/7/2017	14	14-UD-C-3-19-0	UD	C	3		11	19	0	BFET	WI	WI			19	0	VT	WI	WI	NR													
8/7/2017	14	14-UD-C-3-0-12	UD	C	3		12	0	12	BFET	WI	WI			0	12	VT	WI	WI	NR													
8/7/2017	14	14-UD-C-3-0-17	UD	C	3		13	0	17	BFET	WI	WI			0	17	VT	WI	WI	NR													
8/7/2017	14	14-UD-C-4-8-156	UD	C	4		1	8	156	VT	P	P			8	156	VT	P	RI	R			4" HWR		8	156	4	0	4		14-UD-C-4-8-156-1	1	WR
8/7/2017	14	14-UD-C-4-18-156	UD	C	4		2	18	156	VT	P	P			18	156	VT	P	RI	R			14" HWR		23	156	14	0	14		14-UD-C-4-23-156-2	2	WR
8/7/2017	14	14-UD-C-4-22-156	UD	C	4		3	22	156	VT	P	P			22	156	VT	P	RI	R					23	156	14	0	14		14-UD-C-4-23-156-2	2	WR
8/7/2017	14	14-UD-C-4-25-156	UD	C	4		4	25	156	VT	P	P			25	156	VT	P	RI	R					23	156	14	0	14		14-UD-C-4-23-156-2	2	WR
8/7/2017	14	14-UD-C-4-63-70	UD	C	4		5	63	70	LFET	BC	BC	0.183		63	70	PAUT	BC	BC	NR			tr > .160										
8/7/2017	14	14-UD-C-4-61-36	UD	C	4		6	61	36	VT	DENT	D			61	36	VT	DENT	D	NR													
8/7/2017	14	14-UD-C-4-6-59	UD	C	4		7	6	59	BFET	WI	WI			6	59	VT	WI	WI	NR													
8/7/2017	14	14-UD-C-4-3-64	UD	C	4		8	3	64	BFET	WI	WI			3	64	VT	WI	WI	NR													
8/7/2017	14	14-UD-C-4-9-12	UD	C	4		9	9	12	LFET	BC	BC	0.19		9	12	PAUT	BC	BC	NR			tr > .160										
8/7/2017	14	14-UD-C-4-12-62	UD	C	4	N									12	62				N/A			MF: 3" Dia. GN										
8/7/2017	14	14-UD-C-4-50-143	UD	C	4										50	143	VT	LOF,RI	LOF	R			CP Int WR, ~9"HWR		50	143	9	0	9		14-UD-C-4-50-143-3	3	WR
8/7/2017	14	14-UD-C-4-58-5	UD	C	4										58	5	VT	RI	RI	R			4" VWR		58	5	0	4	4		14-UD-C-4-58-5-4	4	WR
8/7/2017	14	14-UD-C-5-9-55	UD	C	5		1	9	55	VT	DENT	D			9	55	VT	DENT	D	R			8"X 8" PP		9	55	8	8	32	64	14-UD-C-5-9-55-1	1	PP
8/7/2017	14	14-UD-C-5-42-62	UD	C	5	PP									42	62				N/A			4" PP										
8/7/2017	14	14-UD-C-5-0-0	UD	C	5										0	0	VT	P,RI	RI	R			CP Int WR, 3" VWR X 3" HWR		0	0	3	3	6		14-UD-C-5-0-0-2	2	WR
8/7/2017	14	14-UD-C-5-0-104	UD	C	5										0	104	VT	RI	RI	R			CP RI WR		0	104	1	0	1		14-UD-C-5-0-104-4	4	WR
8/7/2017	14	14-UD-C-5-0-42	UD	C	5										0	42	VT	P,RI	RI	R			CP Int WR, 3" HWR X 2		0	42	6	0	6		14-UD-C-5-0-42-3	3	WR
8/7/2017	14	14-UD-C-6-30-122	UD	C	6		1	30	122	LFET	BC	BC	0.193		30	122	PAUT	BC	BC	R			tr<=0.160, 24"H X 24"V PP		30	122	24	24	96	576	14-UD-C-6-30-122-1	1	PP
8/7/2017	14	14-UD-C-6-62-73	UD	C	6		2	62	73	VT	P	P			62	73	VT	RI	RI	R			6" VWR		62	73	0	6	6		14-UD-C-6-62-73-2	2	WR
8/7/2017	14	14-UD-C-6-68-50	UD	C	6		3	68	50	VT	P	P			68	50	VT	P	RI	R			15" VWR		57	44	0	15	15		14-UD-C-6-57-44-3	3	WR
8/7/2017	14	14-UD-C-6-68-40	UD	C	6		4	68	40	VT	P	P			68	40	VT	P	RI	R					57	44	0	15	15		14-UD-C-6-57-44-3	3	WR
8/7/2017	14	14-UD-C-6-74-10	UD	C	6		5	74	10	VT	P	P			74	10	VT	RI	RI	R			27" VWR		74	15	0	27	27		14-UD-C-6-74-15-4	4	WR
8/7/2017	14	14-UD-C-6-74-5	UD	C	6		6	74	5	VT	P	P			74	5	VT	P	RI	R					74	15	0	27	27		14-UD-C-6-74-15-4	4	WR
8/7/2017	14	14-UD-C-6-37-0	UD	C	6										37	0	VT	RI	RI	R			CP RI 4"HWR		37	0	4	0	4		14-UD-C-6-37-0-5	5	WR
8/7/2017	14	14-UD-C-6-44-0	UD	C	6										44	0	VT	RI	RI	R			CP RI 4"HWR		44	0	4	0	4		14-UD-C-6-44-0-6	6	WR
8/7/2017	14	14-UD-C-6-74-0	UD	C	6										74	0	VT	IF	IF	R			UF 6"HWR		74	0	6	0	6		14-UD-C-6-74-0-7	7	WR
8/7/2017	14	14-UD-C-7-1-0	UD	C	7		1	1	0	VT	P	P			1	0	VT	P	RI	NR													
8/7/2017	14	14-UD-C-7-9-0	UD	C	7		2	9	0	VT	P	P			9	0	VT	P	RI	R			4" HWR		9	0	4	0	4		14-UD-C-7-9-0-1	1	WR
8/7/2017	14	14-UD-C-7-0-12	UD	C	7		3	0	12	VT	P	P			0	12	VT	P	RI	NR													
8/7/2017	14	14-UD-C-7-4-37	UD	C	7		4	4	37	VT	DENT	D			4	37	VT	DENT	D	NR													
8/7/2017	14	14-UD-C-7-56-12	UD	C	7		5	56	12	VT	P	P			56	12	VT	P	RI	R			Re-weld CP Int		56	12	3	0	3		14-UD-C-7-56-12-2	2	WR
8/7/2017	14	14-UD-C-7-56-0	UD	C	7		6	56	0	VT	P	P			56	0	VT	P	RI	R			Re-weld CP Int		56	0	3	0	3		14-UD-C-7-56-0-3	3	WR
8/7/2017	14	14-UD-C-7-56-62	UD	C	7		7	56	62	VT	P	P			56	62	VT	P,RI	RI	R			8" VWR		56	62	0	8	8		14-UD-C-7-56-62-4	4	WR
8/7/2017	14	14-UD-C-7-56-104	UD	C	7		8	56	104	VT	P	P			56	104	VT	P,RI	RI	R			5" VWR, CP RI WR		56	104	0	5	5		14-UD-C-7-56-104-5	5	WR
8/7/2017	14	14-UD-C-7-0-101	UD	C	7		9	0	101	BFET	WI	WI			0	101	VT	WI	WI	R			7" VWR		0	101	0	7	7		14-UD-C-7-0-101-6	6	WR
8/7/2017	14	14-UD-C-7-11-156	UD	C	7		10	11	156	VT	P	P			11	156	VT	P	RI	NR													
8/7/2017	14	14-UD-C-7-18-156	UD	C	7		11	18	156	BFET	WI	WI			18	156	VT	WI	WI	NR													

		Shell Location			Master Features Legend	TesTex NDE								EEI NDE								Notes	Photo Links	Recommended Repairs								Repair Type Legend
Date	Tank No.	Overall ID	General Location			Master Feature	TesTex Indication ID on Plate	TexTex Reported Indication Location		TesTex NDE		SIMPLIFIED INDICATION TYPE	Minimum Wall Thickness (in)	Depth of Topside Indication(in)	Center of indication: X (in)	Center of indication: Y (in)	Method	Indication Type	SIMPLIFIED INDICATION TYPE	EEI Recommendation (Repair or No Repair)	Minimum Thickness (in)	Depth (in)			Center of Repair: X (in)	Center of Repair: Y (in)	Width or Dia (in)	Height (in)	Length of Weld (in)	Area of PP (sq in)	EEI repair No.	Repair No. on Plate	Repair Type (Patch, Weld, Other)
			Location in Tank	Shell Course	Plate Number			X Coordinate (in)	Y Coordinate (in)	Method	Indication Type																					
8/7/2017	14	14-UD-C-7-35-83	UD	C	7										35	83	VT	DENT	D	R			8"X 8" PP		35	83	8	8	32	64	14-UD-C-7-35-83-8	8	PP
8/7/2017	14	14-UD-C-7-6-149	UD	C	7										6	149	VT	DENT	D	R			6"X 6" PP		6	149	6	0	18.84956	28.27433	14-UD-C-7-6-149-7	7	PP
8/7/2017	14	14-UD-C-8-6-156	UD	C	8		1	6	156	BFET	WI	WI			6	156	VT	WI	WI	NR													
8/7/2017	14	14-UD-C-8-0-116	UD	C	8		2	0	116	BFET	WI	WI			0	116	VT	WI	WI	NR													
8/7/2017	14	14-UD-C-8-0-124	UD	C	8		3	0	124	BFET	WI	WI			0	124	VT	WI	WI	NR													
8/7/2017	14	14-UD-C-8-3-102	UD	C	8		4	3	102	VT	P	P			3	102	VT	RI	RI	R			4" VWR		3	102	0	4	4		14-UD-C-8-3-102-1	1	WR
8/7/2017	14	14-UD-C-8-4-88	UD	C	8		5	4	88	BFET	WI	WI			4	88	VT	RI	RI	R			7" VWR		4	86	0	7	7		14-UD-C-8-4-86-2	2	WR
8/7/2017	14	14-UD-C-8-5-85	UD	C	8		6	5	85	BFET	WI	WI			5	85	VT	WI	WI	R					4	86	0	7	7		14-UD-C-8-4-86-2	2	WR
8/7/2017	14	14-UD-C-8-0-89	UD	C	8		7	0	89	VT	P	P			0	89	VT	RI	RI	R			6" VWR X 2		0	89	0	12	12		14-UD-C-8-0-89-3	3	WR
8/7/2017	14	14-UD-C-8-13-78	UD	C	8		8	13	78	LFET	BC	BC	0.19		13	78	PAUT	BC	BC	NR			tr > .160										
8/7/2017	14	14-UD-C-8-1-77	UD	C	8		9	1	77	LFET	BC	BC	0.19		1	77	PAUT	BC	BC	NR			tr > .160										
8/7/2017	14	14-UD-C-8-62-63	UD	C	8		10	62	63	VT	P	P			62	63	VT	P	RI	R			4" VWR		62	63	0	4	4		14-UD-C-8-62-63-4	4	WR
8/7/2017	14	14-UD-C-8-38-53	UD	C	8		11	38	53	VT	DENT	D			38	53	VT	DENT	D	NR													
8/7/2017	14	14-UD-C-8-8-67	UD	C	8		12	8	67	BFET	WI	WI			8	67	VT	WI	WI	R			16" VWR		8	67	0	16	16		14-UD-C-8-8-67-5	5	WR
8/7/2017	14	14-UD-C-8-5-58	UD	C	8		13	5	58	VT	P	P			5	58	VT	RI	RI	R			6"VWR		5	58	0	6	6		14-UD-C-8-5-58-6	6	WR
8/7/2017	14	14-UD-C-8-9-59	UD	C	8		14	9	59	BFET	WI	WI			9	59	VT	WI	WI	R					9	59	6	0	6		14-UD-C-8-9-59-14	14	WR
8/7/2017	14	14-UD-C-8-0-60	UD	C	8		15	0	60	VT	P	P			0	60	VT	P	RI	R			4"VWR		0	60	0	4	4		14-UD-C-8-0-60-7	7	WR
8/7/2017	14	14-UD-C-8-8-61	UD	C	8		16	8	61	VT	P	P			8	61	VT	P	RI	R			5"VWR		8	40	0	5	5		14-UD-C-8-8-40-8	8	WR
8/7/2017	14	14-UD-C-8-8-42	UD	C	8		17	8	42	BFET	WI	WI			8	42	VT	WI	WI	NR													
8/7/2017	14	14-UD-C-8-59-0	UD	C	8		18	59	0	VT	P	P			59	0	VT	RI	RI	R			4"HWR		59	0	4	0	4		14-UD-C-8-59-0-9	9	WR
8/7/2017	14	14-UD-C-8-10-21	UD	C	8		19	10	21	VT	P	P			10	21	VT	P	RI	R			4"VWR		10	21	0	4	4		14-UD-C-8-10-21-10	10	WR
8/7/2017	14	14-UD-C-8-13-12	UD	C	8		20	13	12	VT	P	P			13	12	VT	LOF,RI	LOF	R			Re-weld CP Int, ~9"HWR		13	12	9	0	9		14-UD-C-8-13-12-11	11	WR
8/7/2017	14	14-UD-C-8-0-6	UD	C	8		21	0	6	VT	P	P			0	6	VT	P	RI	R			4"VWR		0	6	0	4	4		14-UD-C-8-0-6-12	12	WR
8/7/2017	14	14-UD-C-8-0-0	UD	C	8		22	0	0	VT	P	P			0	0	VT	P	RI	R			Re-weld CP Int, ~9"HWR		0	0	9	0	9		14-UD-C-8-0-0-13	13	WR
8/7/2017	14	14-UD-C-8-0-12	UD	C	8		23	0	12	VT	P	P			0	12	VT	P	RI	NR													
8/5/2017	14	14-UD-C-9-0-12	UD	C	9		1	0	12	VT	P	P			0	12	VT	P,RI	RI	R			12" VWR		0	12	0	12	12		14-UD-C-9-0-12-1	1	WR
8/5/2017	14	14-UD-C-9-58-7	UD	C	9		2	58	7	VT	P	P			58	7	VT	P	RI	R			4" VWR		58	7	0	4	4		14-UD-C-9-58-7-2	2	WR
8/5/2017	14	14-UD-C-9-56-114	UD	C	9		3	56	114	VT	P	P			56	114	VT	P	RI	R			4" VWR		56	114	0	4	4		14-UD-C-9-56-114-3	3	WR
8/5/2017	14	14-UD-C-9-56-120	UD	C	9		4	56	120	VT	P	P			56	120	VT	P	RI	NR													
8/5/2017	14	14-UD-C-9-10-156	UD	C	9		5	10	156	VT	P	P			10	156	VT	P	RI	NR													
8/5/2017	14	14-UD-C-9-14-156	UD	C	9		6	14	156	VT	P	P			14	156	VT	P	RI	NR													
8/5/2017	14	14-UD-C-9-35-55	UD	C	9	PP									35	55				N/A			4" PP										
8/5/2017	14	14-UD-C-10-52-118	UD	C	10		1	52	118	VT	P	P			52	118	VT	P	RI	NR													
8/5/2017	14	14-UD-C-10-20-123	UD	C	10		2	20	123	VT	TS	TS		0.125	20	123	VT	DENT	D	R			6"X 6" PP		20	123	6	0	18.84956	28.27433	14-UD-C-10-20-123-1	1	PP
8/5/2017	14	14-UD-C-10-0-103	UD	C	10		3	0	103	BFET	WI	WI			0	103	VT	WI	WI	NR													
8/5/2017	14	14-UD-C-11-34-0	UD	C	11		1	34	0	VT	P	P			34	0	VT	P	RI	R			4" HWR		34	0	4	0	4		14-UD-C-11-34-0-1	1	WR
8/5/2017	14	14-UD-C-11-55-117	UD	C	11		2	55	117	VT	TS	TS		0.15	55	117	VT	GOUGE	G	R			SG WR		55	117	1	0	1		14-UD-C-11-55-117-2	2	WR
8/5/2017	14	14-UD-C-11-0-156	UD	C	11		3	0	156	BFET	WI	WI			0	156	VT	RI	RI	R			RI WR		0	156	1	0	1		14-UD-C-11-0-156-3	3	WR
8/5/2017	14	14-UD-C-12-48-140	UD	C	12		1	48	140	VT	P	P			48	140	VT	IF,P	RI	R			4" VWR, UF WR		48	140	0	4	4		14-UD-C-12-48-140-1	1	WR
8/5/2017	14	14-UD-C-12-0-142	UD	C	12		2	0	142	VT	P	P			0	142	VT	P,RI	RI	R			4" VWR, RI WR		0	142	0	4	4		14-UD-C-12-0-142-2	2	WR
8/5/2017	14	14-UD-C-12-72-6	UD	C	12		3	72	6	VT	P	P			72	6	VT	P	RI	NR													
8/5/2017	14	14-UD-C-12-72-17	UD	C	12		4	72	17	VT	P	P			72	17	VT	P	RI	NR													
8/5/2017	14	14-UD-C-12-21-26	UD	C	12		5	21	26	LFET	BC	BC	0.194		21	26	PAUT	BC	BC	R			tr<=0.160, 30"H X 38"V parallelogram		29	19	30	38	136	1140	14-UD-C-12-29-19-3	3	PP
8/5/2017	14	14-UD-C-12-0-10	UD	C	12		6	0	10	VT	P	P			0	10	VT	LOF,P	LOF	R			CP Int WR		0	10	3	0	3		14-UD-C-12-0-10-4	4	WR
8/5/2017	14	14-UD-C-12-25-78	UD	C	12	N									25	78	VT	P,UC	RI	R			Re-weld 3" Dia. Grout Nozzle		25	78	6	6	12		14-UD-C-12-25-78-5	5	WR
8/5/2017	14	14-UD-C-12-2-88	UD	C	12										2	88	VT	GOUGE	G	R			SG WR		2	88	1	0	1		14-UD-C-12-2-88-6	6	WR
8/5/2017	14	14-UD-C-12-58-86	UD	C	12										58	86	VT	P,RI	RI	R			CP Int WR		58	86	3	0	3		14-UD-C-12-58-86-7	7	WR
8/5/2017	14	14-UD-C-13-26-0	UD	C	13		1	26	0	VT	P	P			26	0	VT	P,RI	RI	R			4" HWR		26	0	4	0	4		14-UD-C-13-26-0-1	1	WR
8/5/2017	14	14-UD-C-13-24-132	UD	C	13		2	24	132	VT	DENT	D			24	132	VT	DENT	D	R			6"X 6" PP		24	132	6	0	18.84956	28.27433	14-UD-C-13-24-132-2	2	PP
8/5/2017	14	14-UD-C-13-55-98	UD	C	13		3	55	98	VT	P	P			55	98	VT	P	RI	NR													
8/5/2017	14	14-UD-C-13-0-155	UD	C	13		4	0	155	BFET	WI	WI			0	155	VT	WI	WI	NR													
8/5/2017	14	14-UD-C-14-39-156	UD	C	14		1	39	156	VT	P	P			39	156	VT	P	RI	NR													
8/5/2017	14	14-UD-C-14-49-117	UD	C	14		2	49	117	VT	P	P			49	117	VT	P	RI	R			4" VWR		49	117	0	4	4		14-UD-C-14-49-117-1	1	WR
8/5/2017	14	14-UD-C-14-6-122	UD	C	14		3	6	122	VT	DENT	D			6	122	VT	DENT	D	R			6"X 6" PP		6	122	6	0	18.84956	28.27433	14-UD-C-14-6-122-2	2	PP
8/5/2017	14	14-UD-C-14-0-126	UD	C	14		4	0	126	BFET	WI	WI			0	126	VT	WI	WI	NR													

			Shell Location			Master Features Legend	TesTex NDE								EEI NDE								Notes	Photo Links	Recommended Repairs								Repair Type Legend
Date	Tank No.	Overall ID	General Location			Master Feature	TesTex Indication ID on Plate	TexTex Reported Indication Location		TesTex NDE		SIMPLIFIED INDICATION TYPE	Minimum Wall Thickness (in)	Depth of Topside Indication(in)	Center of indication: X (in)	Center of indication: Y (in)	Method	Indication Type	SIMPLIFIED INDICATION TYPE	EEI Recommendation (Repair or No Repair)	Minimum Thickness (in)	Depth (in)			Center of Repair: X (in)	Center of Repair: Y (in)	Width or Dia (in)	Height (in)	Length of Weld (in)	Area of PP (sq in)	EEI repair No.	Repair No. on Plate	Repair Type (Patch, Weld, Other)
			Location in Tank	Shell Course	Plate Number			X Coordinate (in)	Y Coordinate (in)	Method	Indication Type																						
8/5/2017	14	14-UD-C-14-2-91	UD	C	14		5	2	91	VT	P	P			2	91	VT	P	RI	NR														
8/5/2017	14	14-UD-C-14-6-82	UD	C	14		6	6	82	VT	TS	TS		0.155	6	82	VT	GOUGE	G	R			SG WR		6	82	1	0	1		14-UD-C-14-6-82-3	3	WR
8/5/2017	14	14-UD-C-14-69-32	UD	C	14		7	69	32	VT	P	P			69	32	VT	P	RI	NR														
8/5/2017	14	14-UD-C-14-16-0	UD	C	14		8	16	0	VT	P	P			16	0	VT	P	RI	R			4" HWR		16	0	4	0	4		14-UD-C-14-16-0-4	4	WR
8/5/2017	14	14-UD-C-14-30-0	UD	C	14		9	30	0	VT	P	P			30	0	VT	P,RI	RI	R			RI WR		30	0	1	0	1		14-UD-C-14-30-0-5	5	WR
8/5/2017	14	14-UD-C-14-45-138	UD	C	14										45	138	VT	ENT,GOUG	G	R			6"X 6" PP		45	138	6	0	18.84956	28.27433	14-UD-C-14-45-138-6	6	PP
8/4/2017	14	14-UD-C-15-60-10	UD	C	15		1	60	10	VT	P	P			60	10	VT	P,RI	RI	R			12" VWR/CP RI WR		60	10	0	12	12		14-UD-C-15-60-10-1	1	WR
8/4/2017	14	14-UD-C-15-0-97	UD	C	15		2	0	97	VT	P	P			0	97	VT	P	RI	R			8" VWR		0	97	0	8	8		14-UD-C-15-0-97-2	2	WR
8/4/2017	14	14-UD-C-15-53-96	UD	C	15	N	3	53	96	VT	P	P			53	96	VT	P,UC	RI	R			Re-weld 3" Dia. GN		53	96	6	6	12		14-UD-C-15-53-96-3	3	WR
8/4/2017	14	14-UD-C-15-57-117	UD	C	15		4	57	117	VT	P	P			57	117	VT	P,RI	RI	R			8" VWR		57	117	0	8	8		14-UD-C-15-57-117-4	4	WR
8/4/2017	14	14-UD-C-15-15-156	UD	C	15		5	15	156	VT	P	P			15	156	VT	P	RI	NR														
8/4/2017	14	14-UD-C-15-3-155	UD	C	15		6	3	155	VT	DENT	D			3	155	VT	DENT	D	NR														
8/4/2017	14	14-UD-C-15-21-140	UD	C	15	PP									21	140				N/A			4" PP										
8/4/2017	14	14-UD-C-15-0-112	UD	C	15										0	112	VT	UC	UC	R			CP Int WR		0	112	3	0	3		14-UD-C-15-0-112-6	6	WR
8/4/2017	14	14-UD-C-15-13-0	UD	C	15										13	0	VT	UC	UC	R			27" HWR		13	0	27	0	27		14-UD-C-15-13-0-5	5	WR
8/4/2017	14	14-UD-C-15-57-100	UD	C	15										57	100	VT	RI	RI	R			6" VWR		57	100	0	6	6		14-UD-C-15-57-100-7	7	WR
8/4/2017	14	14-UD-C-15-61-84	UD	C	15										61	84	VT	IF,RI	RI	R			Re-weld PL Int (15" VWR X 3)		61	84	0	45	45		14-UD-C-15-61-84-8	8	WR
8/4/2017	14	14-UD-C-16-34-156	UD	C	16		1	34	156	VT	P	P			34	156	VT	P	RI	R			12" HWR		34	156	12	0	12		14-UD-C-16-34-156-1	1	WR
8/4/2017	14	14-UD-C-16-58-139	UD	C	16		2	58	139	VT	P	P			58	139	VT	P	RI	NR														
8/4/2017	14	14-UD-C-16-0-126	UD	C	16		3	0	126	VT	P	P			0	126	PAUT	BC	BC	R			tr<=0.160, 16"H X 32"V TSPP		8	134	16	32	96	512	14-UD-C-16-8-134-2	2	PP
8/4/2017	14	14-UD-C-16-0-139	UD	C	16		4	0	139	BFET	WI	WI			0	139	PAUT	BC	BC	R			tr<=0.160, 4" HWR		8	134	16	32	96	512	14-UD-C-16-8-134-2	2	PP
8/4/2017	14	14-UD-C-16-0-65	UD	C	16		5	0	65	VT	TS	TS		0.156	0	65	VT	TS	TS	NR														
8/4/2017	14	14-UD-C-16-39-47	UD	C	16		6	39	47	BFET	WI	WI			39	47	VT	GOUGE	G	R			SG WR		39	47	1	0	1		14-UD-C-16-39-47-3	3	WR
8/4/2017	14	14-UD-C-16-0-24	UD	C	16		7	0	24	BFET	WI	WI			0	24	VT	WI	WI	NR														
8/4/2017	14	14-UD-C-16-61-84	UD	C	16										61	84	VT	P,RI	RI	R			CP Int WR		61	84	3	0	3		14-UD-C-16-61-84-4	4	WR
8/4/2017	14	14-UD-C-17-56-6	UD	C	17		1	56	6	VT	P	P			56	6	VT	P	RI	NR														
8/4/2017	14	14-UD-C-17-56-14	UD	C	17		2	56	14	VT	P	P			56	14	VT	P	RI	NR														
8/4/2017	14	14-UD-C-17-51-36	UD	C	17		3	51	36	VT	TS	TS		0.125	51	36	VT	GOUGE	G	R			SG 4" VWR		51	36	0	4	4		14-UD-C-17-51-36-1	1	WR
8/4/2017	14	14-UD-C-17-0-14	UD	C	17		4	0	14	VT	P	P			0	14	VT	P	RI	NR														
8/4/2017	14	14-UD-C-17-49-65	UD	C	17		5	49	65	VT	TS	TS		0.15	49	65	VT	GOUGE	G	R			SG 4" HWR		49	65	4	0	4		14-UD-C-17-49-65-2	2	WR
8/4/2017	14	14-UD-C-17-0-101	UD	C	17		6	0	101	VT	P	P			0	101	VT	P	RI	NR														
8/4/2017	14	14-UD-C-17-0-104	UD	C	17		7	0	104	VT	P	P			0	104	VT	P	RI	NR														
8/4/2017	14	14-UD-C-17-0-131	UD	C	17		8	0	131	VT	P	P			0	131	VT	P	RI	NR														
8/4/2017	14	14-UD-C-17-3-156	UD	C	17		9	3	156	VT	P	P			3	156	VT	P	RI	R			24" HWR		12	156	24	0	24		14-UD-C-17-12-156-3	3	WR
8/4/2017	14	14-UD-C-17-10-156	UD	C	17		10	10	156	VT	P	P			10	156	VT	P	RI	R					12	156	24	0	24		14-UD-C-17-12-156-3	3	WR
8/4/2017	14	14-UD-C-17-15-156	UD	C	17		11	15	156	VT	P	P			15	156	VT	P	RI	R					12	156	24	0	24		14-UD-C-17-12-156-3	3	WR
8/4/2017	14	14-UD-C-17-12-101	UD	C	17										12	101	VT	GOUGE	G	R			SG 4"HWR		12	101	4	0	4		14-UD-C-17-12-101-7	7	WR
8/4/2017	14	14-UD-C-17-48-156	UD	C	17										48	156	VT	RI	RI	R			4"HWR		46	156	4	0	4		14-UD-C-17-46-156-5	5	WR
8/4/2017	14	14-UD-C-17-56-124	UD	C	17										56	124	VT	LOF,RI	LOF	R			12" VWR		56	124	0	12	12		14-UD-C-17-56-124-6	6	WR
8/4/2017	14	14-UD-C-17-58-156	UD	C	17										58	156	VT	LOF,IF,RI	LOF	R			Re-weld PL Int		58	156	12	12	24		14-UD-C-17-58-156-4	4	WR
8/4/2017	14	14-UD-C-18-2-156	UD	C	18		1	2	156	VT	P	P			2	156	VT	P	RI	R			Re-weld PL Int (~12"H X 12"V)		0	156	12	12	24		14-UD-C-18-0-156-1	1	WR
8/4/2017	14	14-UD-C-18-0-127	UD	C	18		2	0	127	BFET	WI	WI			0	127	VT	WI	WI	NR														
8/4/2017	14	14-UD-C-18-0-131	UD	C	18		3	0	131	BFET	WI	WI			0	131	VT	WI	WI	NR														
8/4/2017	14	14-UD-C-18-52-100	UD	C	18		4	52	100	VT	P	P			52	100	VT	P	RI	NR														
8/4/2017	14	14-UD-C-18-0-84	UD	C	18		5	0	84	VT	P	P			0	84	VT	P	RI	NR														
8/4/2017	14	14-UD-C-18-16-101	UD	C	18	PP	6	16	101	VT	P	P			16	101	VT	P	RI	NR														
8/4/2017	14	14-UD-C-18-20-101	UD	C	18	PP	7	20	101	BFET	WI	WI			20	101	VT	WI	WI	NR														
8/4/2017	14	14-UD-C-18-55-64	UD	C	18		8	55	64	BFET	WI	WI			55	64	VT	WI	WI	NR														
8/4/2017	14	14-UD-C-18-16-66	UD	C	18		9	16	66	VT	TS	TS		0.15	16	66	VT	GOUGE	G	R			SG 4"HWR		16	66	4	0	4		14-UD-C-18-16-66-2	2	WR
8/4/2017	14	14-UD-C-18-0-33	UD	C	18		10	0	33	BFET	WI	WI			0	33	VT	WI	WI	NR														
8/4/2017	14	14-UD-C-18-0-81	UD	C	18										0	81	VT	RI	RI	R			4" VWR		0	81	0	4	4		14-UD-C-18-0-81-5	5	WR
8/4/2017	14	14-UD-C-18-2-0	UD	C	18										2	0	VT	LOF,UC	LOF	R			6" HWR		2	0	6	0	6		14-UD-C-18-2-0-4	4	WR
8/4/2017	14	14-UD-C-18-25-5	UD	C	18										25	5	VT	DENT	D	R			8"H X 8"V TSPP		25	5	8	8	32	64	14-UD-C-18-25-5-3	3	TSPP
8/4/2017	14	14-UD-C-19-32-156	UD	C	19		1	32	156	VT	P	P			32	156	VT	P	RI	R			4" HWR		32	156	4	0	4		14-UD-C-19-32-156-1	1	WR
8/4/2017	14	14-UD-C-19-58-156	UD	C	19		2	58	156	VT	P	P			58	156	VT	P	RI	NR														

			Shell Location			Master Features Legend	TesTex NDE							EEI NDE								Notes	Photo Links	Recommended Repairs								Repair Type Legend
Date	Tank No.	Overall ID	General Location			Master Feature	TesTex Indication ID on Plate	TexTex Reported Indication Location		TesTex NDE		SIMPLIFIED INDICATION TYPE	Minimum Wall Thickness (in)	Depth of Topside Indication(in)	Center of indication: X (in)	Center of indication: Y (in)	Method	Indication Type	SIMPLIFIED INDICATION TYPE	EEI Recommendation (Repair or No Repair)	Minimum Thickness (in)	Depth (in)			Center of Repair: X (in)	Center of Repair: Y (in)	Width or Dia (in)	Height (in)	Length of Weld (in)	Area of PP (sq in)	EEI repair No.	Repair No. on Plate	Repair Type (Patch, Weld, Other)
			Location in Tank	Shell Course	Plate Number			X Coordinate (in)	Y Coordinate (in)	Method	Indication Type																					
8/4/2017	14	14-UD-C-19-18-125	UD	C	19		3	18	125	VT	TS	TS		0.15	18	125	VT	TS	TS	R			8"H X 8"V PP		18	125	8	8	32	64	14-UD-C-19-18-125-2	2	PP
8/4/2017	14	14-UD-C-19-0-148	UD	C	19		4	0	148	VT	P	P			0	148	VT	P	RI	NR													
8/4/2017	14	14-UD-C-19-5-156	UD	C	19		5	5	156	VT	P	P			5	156	VT	P	RI	R			13" HWR		5	156	13	0	13		14-UD-C-19-5-156-3	3	WR
8/4/2017	14	14-UD-C-19-5-153	UD	C	19		6	5	153	VT	DENT	D			5	153	VT	DENT	D	NR													
8/4/2017	14	14-UD-C-19-44-74	UD	C	19	PP									44	74				N/A			MF: 9"H X 2"V PP										
8/4/2017	14	14-UD-C-19-11-115	UD	C	19										11	115	VT	GOUGE	G	R			SG 4" VWR		11	115	0	4	4		14-UD-C-19-11-115-4	4	WR
8/4/2017	14	14-UD-C-19-51-73	UD	C	19	N									51	73	VT	LOF,RI	LOF	R			MF: Re-weld 3" Dia. GN, ~6"H X 6"V		51	73	6	6	12		14-UD-C-19-51-73-6	6	WR
8/4/2017	14	14-UD-C-19-57-107	UD	C	19										57	107	VT	GOUGE	G	R			SG 4"HWR		57	107	4	0	4		14-UD-C-19-57-107-5	5	WR
8/4/2017	14	14-UD-C-20-50-137	UD	C	20		1	50	137	VT	P	P			50	137	VT	P	RI	R			4" VWR		50	137	0	4	4		14-UD-C-20-50-137-1	1	WR
8/4/2017	14	14-UD-C-20-0-110	UD	C	20		2	0	110	VT	P	P			0	110	VT	P	RI	R			33" VWR		0	122	0	33	33		14-UD-C-20-0-122-2	2	WR
8/4/2017	14	14-UD-C-20-0-114	UD	C	20		3	0	114	VT	P	P			0	114	VT	P	RI	R					0	122	0	33	33		14-UD-C-20-0-122-2	2	WR
8/4/2017	14	14-UD-C-20-0-122	UD	C	20		4	0	122	VT	P	P			0	122	VT	P	RI	R					0	122	0	33	33		14-UD-C-20-0-122-2	2	WR
8/4/2017	14	14-UD-C-20-0-127	UD	C	20		5	0	127	VT	P	P			0	127	VT	P	RI	R					0	122	0	33	33		14-UD-C-20-0-122-2	2	WR
8/4/2017	14	14-UD-C-20-0-135	UD	C	20		6	0	135	VT	P	P			0	135	VT	P	RI	R			4" VWR		0	135	0	4	4		14-UD-C-20-0-135-3	3	WR
8/4/2017	14	14-UD-C-20-7-156	UD	C	20		7	7	156	VT	P	P			7	156	VT	P	RI	NR													
8/4/2017	14	14-UD-C-20-9-156	UD	C	20		8	9	156	VT	P	P			9	156	VT	P	RI	NR													
8/4/2017	14	14-UD-C-20-58-105	UD	C	20		9	58	105	VT	P	P			58	105	VT	P	RI	NR													
8/4/2017	14	14-UD-C-20-45-99	UD	C	20		10	45	99	VT	TS	TS		?	45	99	VT	GOUGE	G	R			SG 4"HWR		45	99	4	0	4		14-UD-C-20-45-99-4	4	WR
8/4/2017	14	14-UD-C-20-0-72	UD	C	20		11	0	72	VT	P	P			0	72	VT	P	RI	NR													
8/4/2017	14	14-UD-C-20-5-32	UD	C	20	PP									5	32	VT	DENT	D	R			10"H X 8"V trapezoidal PP. Both LH c		5	32	10	8	36	80	14-UD-C-20-5-32-6	6	TSPP
8/4/2017	14	14-UD-C-20-71-17	UD	C	20										71	17	VT	GOUGE	G	R			SG 4"VWR		71	17	0	4	4		14-UD-C-20-71-17-5	5	WR
8/4/2017	14	14-UD-C-21-60-23	UD	C	21		1	60	23	VT	P	P			60	23	VT	P	RI	NR													
8/4/2017	14	14-UD-C-21-61-23	UD	C	21		2	61	23	VT	P	P			61	23	VT	P	RI	NR													
8/4/2017	14	14-UD-C-21-6-33	UD	C	21		3	6	33	VT	DENT	D			6	33	VT	DENT	D	NR													
8/4/2017	14	14-UD-C-21-62-51	UD	C	21		4	62	51	VT	P	P			62	51	VT	P	RI	R			4" VWR		62	51	0	4	4		14-UD-C-21-62-51-1	1	WR
8/4/2017	14	14-UD-C-21-65-51	UD	C	21		5	65	51	VT	P	P			65	51	VT	P	RI	R			4" VWR		65	51	0	4	4		14-UD-C-21-65-51-2	2	WR
8/4/2017	14	14-UD-C-21-58-90	UD	C	21		6	58	90	VT	P	P			58	90	VT	LOF,UC	LOF	R			7" VWR		58	90	0	7	7		14-UD-C-21-58-90-3	3	WR
8/4/2017	14	14-UD-C-21-37-75	UD	C	21		7	37	75	VT	DENT	D			37	75	VT	DENT	D	R			6"H X 6"V PP		37	75	6	0	18.84956	28.27433	14-UD-C-21-37-75-4	4	PP
8/4/2017	14	14-UD-C-21-0-95	UD	C	21		8	0	95	VT	P	P			0	95	VT	P	RI	NR													
8/4/2017	14	14-UD-C-21-0-127	UD	C	21		9	0	127	VT	P	P			0	127	VT	P	RI	NR													
8/4/2017	14	14-UD-C-21-0-143	UD	C	21		10	0	143	BFET	WI	WI			0	143	VT	WI	WI	NR													
8/4/2017	14	14-UD-C-21-18-156	UD	C	21		11	18	156	VT	P	P			18	156	VT	P	RI	R			5"HWR		18	156	5	0	5		14-UD-C-21-18-156-5	5	WR
8/4/2017	14	14-UD-C-22-40-156	UD	C	22		1	40	156	VT	P	P			40	156	VT	P	RI	R			4"HWR		40	156	4	0	4		14-UD-C-22-40-156-1	1	WR
8/4/2017	14	14-UD-C-22-0-146	UD	C	22		2	0	146	BFET	WI	WI			0	146	VT	WI	WI	NR													
8/4/2017	14	14-UD-C-22-3-156	UD	C	22		3	3	156	VT	P	P			3	156	VT	P	RI	R			20"HWR + CP RI WR (4"VWR)		10	156	20	4	24		14-UD-C-22-10-156-2	2	WR
8/4/2017	14	14-UD-C-22-7-156	UD	C	22		4	7	156	VT	P	P			7	156	VT	P	RI	R					10	156	20	4	24		14-UD-C-22-10-156-2	2	WR
8/4/2017	14	14-UD-C-22-14-156	UD	C	22		5	14	156	VT	P	P			14	156	VT	P	RI	R					10	156	20	4	24		14-UD-C-22-10-156-2	2	WR
8/4/2017	14	14-UD-C-22-17-156	UD	C	22		6	17	156	VT	P	P			17	156	VT	P	RI	R					10	156	20	4	24		14-UD-C-22-10-156-2	2	WR
8/4/2017	14	14-UD-C-22-58-79	UD	C	22		7	58	79	VT	TS	TS			58	79	VT	TS	TS	R			10"H X 10"V TSPP		58	79	10	10	40	100	14-UD-C-22-58-79-3	3	PP
8/4/2017	14	14-UD-C-22-58-89	UD	C	22		8	58	89	VT	TS	TS			58	89	VT	GOUGE	G	R			SG 4"VWR		58	89	0	4	4		14-UD-C-22-58-89-4	4	WR
8/4/2017	14	14-UD-C-22-39-60	UD	C	22		9	39	60	VT	DENT	D			39	60	VT	DENT	D	NR													
8/4/2017	14	14-UD-C-22-0-104	UD	C	22		10	0	104	VT	UC	UC			0	104	VT	UC	UC	R			5" VWR		0	104	0	5	5		14-UD-C-22-0-104-5	5	WR
8/4/2017	14	14-UD-C-22-58-56	UD	C	22		11	58	56	VT	P	P			58	56	VT	P	RI	NR													
8/4/2017	14	14-UD-C-23-9-0	UD	C	23		1	9	0	BFET	WI	WI			9	0	VT	WI	WI	R			16" HWR		9	0	16	0	16		14-UD-C-23-9-0-1	1	WR
8/4/2017	14	14-UD-C-23-19-0	UD	C	23		2	19	0	BFET	WI	WI			19	0	VT	WI	WI	R					9	0	16	0	16		14-UD-C-23-9-0-1	1	WR
8/4/2017	14	14-UD-C-23-62-45	UD	C	23		3	62	45	BFET	WI	WI			62	45	VT	WI	WI	R			Re-weld CP Int, ~9"HWR		62	45	9	0	9		14-UD-C-23-62-45-2	2	WR
8/4/2017	14	14-UD-C-23-50-127	UD	C	23		4	50	127	VT	P	P			50	127	VT	P	RI	NR													
8/4/2017	14	14-UD-C-23-0-115	UD	C	23		5	0	115	VT	P	P			0	115	VT	RI	RI	R			Re-weld CP Int, ~9"HWR		0	115	9	0	9		14-UD-C-23-0-115-3	3	WR
8/4/2017	14	14-UD-C-23-0-139	UD	C	23		6	0	139	VT	P	P			0	139	VT	P	RI	NR													
8/4/2017	14	14-UD-C-23-0-156	UD	C	23		7	0	156	VT	P	P			0	156	VT	P	RI	R			Re-weld PL Int (~12"H X 12"V)		0	156	12	12	24		14-UD-C-23-0-156-4	4	WR
8/4/2017	14	14-UD-C-23-63-72	UD	C	23										63	72	VT	RI	RI	R			RI 4"VWR		63	72	0	4	4		14-UD-C-23-63-72-5	5	WR
8/3/2017	14	14-UD-C-24-41-37	UD	C	24		1	41	37	VT	TS	TS			41	37	VT	DENT	D	R			6"H X 6"V PP		41	37	6	0	18.84956	28.27433	14-UD-C-24-41-37-1	1	PP
8/3/2017	14	14-UD-C-24-17-69	UD	C	24		2	17	69	VT	TS	TS			17	69	VT	GOUGE	G	R			SG 4" HWR		17	69	4	0	4		14-UD-C-24-17-69-2	2	WR
8/3/2017	14	14-UD-C-24-58-106	UD	C	24		3	58	106	VT	P	P			58	106	VT	RI	RI	R			6" VWR		58	106	0	6	6		14-UD-C-24-58-106-3	3	WR
8/3/2017	14	14-UD-C-24-0-95	UD	C	24		4	0	95	VT	P	P			0	95	VT	P	RI	R			4" VWR		0	95	0	4	4		14-UD-C-24-0-95-4	4	WR

		Shell Location			Master Features Legend	TesTex NDE								EEI NDE								Notes	Photo Links	Recommended Repairs								Repair Type Legend
Date	Tank No.	Overall ID	General Location			Master Feature	TesTex Indication ID on Plate	TexTex Reported Indication Location		TesTex NDE		SIMPLIFIED INDICATION TYPE	Minimum Wall Thickness (in)	Depth of Topside Indication(in)	Center of indication: X (in)	Center of indication: Y (in)	Method	Indication Type	SIMPLIFIED INDICATION TYPE	EEI Recommendation (Repair or No Repair)	Minimum Thickness (in)	Depth (in)			Center of Repair: X (in)	Center of Repair: Y (in)	Width or Dia (in)	Height (in)	Length of Weld (in)	Area of PP (sq in)	EEI repair No.	Repair No. on Plate	Repair Type (Patch, Weld, Other)
			Location in Tank	Shell Course	Plate Number			X Coordinate (in)	Y Coordinate (in)	Method	Indication Type																					
8/3/2017	14	14-UD-C-24-57-122	UD	C	24		5	57	122	VT	P	P			57	122	VT	P	RI	NR													
8/3/2017	14	14-UD-C-24-0-141	UD	C	24		6	0	141	VT	P	P			0	141	VT	P	RI	NR													
8/3/2017	14	14-UD-C-24-7-156	UD	C	24		7	7	156	VT	P	P			7	156	VT	P	RI	R			4" HWR		7	156	4	0	4		14-UD-C-24-7-156-5	5	WR
8/3/2017	14	14-UD-C-24-24-156	UD	C	24		8	24	156	VT	P	P			24	156	VT	P	RI	R			4" HWR		24	156	4	0	4		14-UD-C-24-24-156-6	6	WR
8/3/2017	14	14-UD-C-24-5-113	UD	C	24										5	113	VT	GOUGE	G	R			SG 4" VWR		5	113	0	4	4		14-UD-C-24-5-113-7	7	WR
8/3/2017	14	14-UD-C-24-5-96	UD	C	24	N									5	96	VT	WI	WI	R			MF: Re-weld 3' Dia. GN, ~6"H X 6"V		5	96	6	6	12		14-UD-C-24-5-96-8	8	WR
8/3/2017	14	14-UD-C-25-0-140	UD	C	25		1	0	140	VT	P	P			0	140	VT	P	RI	NR													
8/3/2017	14	14-UD-C-25-0-131	UD	C	25		2	0	131	VT	P	P			0	131	VT	P	RI	NR													
8/3/2017	14	14-UD-C-25-20-156	UD	C	25		3	20	156	VT	P	P			20	156	VT	P	RI	R			5" HWR		22	156	5	0	5		14-UD-C-25-22-156-1	1	WR
8/3/2017	14	14-UD-C-25-22-156	UD	C	25		4	22	156	VT	P	P			22	156	VT	P	RI	R					22	156	5	0	5		14-UD-C-25-22-156-1	1	WR
8/3/2017	14	14-UD-C-25-43-156	UD	C	25		5	43	156	VT	P	P			43	156	VT	RI	RI	R			8" HWR		43	156	45	156	201		14-UD-C-25-43-156-2	2	WR
8/3/2017	14	14-UD-C-25-47-156	UD	C	25		6	47	156	VT	P	P			47	156	VT	P	RI	R					43	156	45	156	201		14-UD-C-25-43-156-2	2	WR
8/3/2017	14	14-UD-C-25-53-132	UD	C	25		7	53	132	VT	P	P			53	132	VT	IF,LOF	LOF	R			25" VWR		54	124	0	25	25		14-UD-C-25-54-124-3	3	WR
8/3/2017	14	14-UD-C-25-54-120	UD	C	25		8	54	120	VT	P	P			54	120	VT	P	RI	R					54	124	0	25	25		14-UD-C-25-54-124-3	3	WR
8/3/2017	14	14-UD-C-25-54-117	UD	C	25		9	54	117	VT	P	P			54	117	VT	P	RI	R					54	124	0	25	25		14-UD-C-25-54-124-3	3	WR
8/3/2017	14	14-UD-C-25-60-56	UD	C	25		10	60	56	VT	P	P			60	56	VT	P	RI	R			6" VWR		60	56	0	6	6		14-UD-C-25-60-56-4	4	WR
8/3/2017	14	14-UD-C-25-27-48	UD	C	25		11	27	48	VT	DENT	D			27	48	VT	DENT	D	R			8"H X 8"V PP		27	48	8	8	32	64	14-UD-C-25-27-48-5	5	PP
8/3/2017	14	14-UD-C-25-74-14	UD	C	25		12	74	14	VT	P	P			74	14	VT	P	RI	R			CP RI 4"VWR		74	14	0	4	4		14-UD-C-25-74-14-6	6	WR
8/3/2017	14	14-UD-C-25-55-96	UD	C	25										55	96	VT	GOUGE	G	R			SG 4"HWR		55	96	4	0	4		14-UD-C-25-55-96-7	7	WR
8/3/2017	14	14-UD-C-26-39-0	UD	C	26		1	39	0	VT	P	P			39	0	VT	RI	RI	R			4" HWR		39	0	4	0	4		14-UD-C-26-39-0-1	1	WR
8/3/2017	14	14-UD-C-26-56-0	UD	C	26		2	56	0	VT	P	P			56	0	VT	P	RI	NR													
8/3/2017	14	14-UD-C-26-57-4	UD	C	26		3	57	4	VT	P	P			57	4	VT	P	RI	NR													
8/3/2017	14	14-UD-C-26-47-20	UD	C	26		4	47	20	VT	BULGE	B			47	20	VT	BULGE	B	NR													
8/3/2017	14	14-UD-C-26-55-40	UD	C	26		5	55	40	VT	TS	TS			55	40	VT	GOUGE	G	R			SG 4"VWR		55	40	0	4	4		14-UD-C-26-55-40-2	2	WR
8/3/2017	14	14-UD-C-26-0-55	UD	C	26		6	0	55	VT	P	P			0	55	VT	P	RI	R			8" VWR		0	52	0	8	8		14-UD-C-26-0-52-3	3	WR
8/3/2017	14	14-UD-C-26-0-58	UD	C	26		7	0	58	VT	P	P			0	58	VT	P	RI	R					0	52	0	8	8		14-UD-C-26-0-52-3	3	WR
8/3/2017	14	14-UD-C-26-10-72	UD	C	26		8	10	72	VT	TS	TS			10	72	VT	TS	TS	NR													
8/3/2017	14	14-UD-C-26-0-89	UD	C	26		9	0	89	VT	P	P			0	89	VT	P	RI	NR													
8/3/2017	14	14-UD-C-26-45-82	UD	C	26		10	45	82	VT	TS	TS			45	82	VT	DENT	D	R			8"H X 8"V PP		45	82	8	8	32	64	14-UD-C-26-45-82-4	4	PP
8/3/2017	14	14-UD-C-26-56-104	UD	C	26		11	56	104	VT	P	P			56	104	VT	P	RI	NR													
8/3/2017	14	14-UD-C-26-58-144	UD	C	26		12	58	144	VT	P	P			58	144	VT	P	RI	NR													
8/3/2017	14	14-UD-C-26-58-148	UD	C	26		13	58	148	VT	P	P			58	148	VT	P	RI	NR													
8/3/2017	14	14-UD-C-26-14-156	UD	C	26		14	14	156	VT	P	P			14	156	VT	P	RI	R			9" HWR		14	156	9	0	9		14-UD-C-26-14-156-5	5	WR
8/3/2017	14	14-UD-C-26-17-156	UD	C	26		15	17	156	VT	P	P			17	156	VT	P	RI	R					14	156	9	0	9		14-UD-C-26-14-156-5	5	WR
8/3/2017	14	14-UD-C-26-0-112	UD	C	26		16	0	112	VT	P	P			0	112	VT	P	RI	NR													
8/3/2017	14	14-UD-C-26-0-116	UD	C	26		17	0	116	VT	P	P			0	116	VT	P	RI	NR													
8/3/2017	14	14-UD-C-26-0-123	UD	C	26		18	0	123	VT	P	P			0	123	VT	P	RI	R			13" VWR		0	126	0	13	13		14-UD-C-26-0-126-6	6	WR
8/3/2017	14	14-UD-C-26-0-126	UD	C	26		19	0	126	VT	P	P			0	126	VT	P	RI	R					0	126	0	13	13		14-UD-C-26-0-126-6	6	WR
8/3/2017	14	14-UD-C-26-0-132	UD	C	26		20	0	132	VT	P	P			0	132	VT	P	RI	R					0	126	0	13	13		14-UD-C-26-0-126-6	6	WR
8/3/2017	14	14-UD-C-26-14-117	UD	C	26										14	117	VT	DENT	D	R			6"H X 6"V PP		14	117	6	0	18.84956	28.27433	14-UD-C-26-14-117-7	7	PP
8/3/2017	14	14-UD-C-27-2-159	UD	C	27		1	2	159	VT	P	P			2	159	VT	P	RI	R			3"HWR X 1"VWR		2	159	3	1	4		14-UD-C-27-2-159-1	1	WR
8/3/2017	14	14-UD-C-27-0-121	UD	C	27		2	0	121	VT	P	P			0	121	VT	P	RI	R			15" VWR + SG 4" HWR		0	110	4	15	19		14-UD-C-27-0-110-2	2	WR
8/3/2017	14	14-UD-C-27-38-159	UD	C	27		3	38	159	VT	P	P			38	159	VT	RI	RI	R			5" HWR		38	159	5	0	5		14-UD-C-27-38-159-3	3	WR
8/3/2017	14	14-UD-C-27-0-116	UD	C	27		4	0	116	VT	P	P			0	116	VT	P	RI	R					0	110	4	15	19		14-UD-C-27-0-110-2	2	WR
8/3/2017	14	14-UD-C-27-60-70	UD	C	27		5	60	70	VT	P	P			60	70	VT	P	RI	NR													
8/3/2017	14	14-UD-C-27-52-42	UD	C	27		6	52	42	VT	TS	TS			52	42	VT	TS	TS	R			SG 4"VWR		52	42	0	4	4		14-UD-C-27-52-42-4	4	WR
8/3/2017	14	14-UD-C-27-69-43	UD	C	27		7	69	43	VT	P	P			69	43	VT	P	RI	NR													
8/3/2017	14	14-UD-C-27-15-26	UD	C	27		8	15	26	VT	DENT	D			15	26	VT	DENT	D	R			6"H X 6"V PP		15	26	6	0	18.84956	28.27433	14-UD-C-27-15-26-5	5	PP
8/3/2017	14	14-UD-C-27-59-7	UD	C	27		9	59	7	VT	P	P			59	7	VT	P	RI	NR													
8/3/2017	14	14-UD-C-27-74-1	UD	C	27		10	74	1	VT	P	P			74	1	VT	P	RI	NR													
8/3/2017	14	14-UD-C-27-45-84	UD	C	27	PP									45	84				N/A			MF: 4" Dia. PP										
8/3/2017	14	14-UD-C-27-50-84	UD	C	27	N									50	84				N/A			MF: 3" Dia. GN										
8/3/2017	14	14-UD-C-27-0-145	UD	C	27										0	145	VT	P	RI	R			5" VWR		0	145	0	5	5		14-UD-C-27-0-145-8	8	WR
8/3/2017	14	14-UD-C-27-19-156	UD	C	27										19	156	VT	P	RI	R			4" HWR		19	156	4	0	4		14-UD-C-27-19-156-9	9	WR
8/3/2017	14	14-UD-C-27-50-156	UD	C	27										50	156	VT	LOF,IF,UC	LOF	R			Re-weld CP Int, ~9"HWR		50	156	9	0	9		14-UD-C-27-50-156-10	10	WR

		Shell Location			Master Features Legend	TesTex NDE								EEI NDE								Notes	Photo Links	Recommended Repairs								Repair Type Legend
Date	Tank No.	Overall ID	General Location			Master Feature	TesTex Indication ID on Plate	TexTex Reported Indication Location		TesTex NDE		SIMPLIFIED INDICATION TYPE	Minimum Wall Thickness (in)	Depth of Topside Indication(in)	Center of indication: X (in)	Center of indication: Y (in)	Method	Indication Type	SIMPLIFIED INDICATION TYPE	EEI Recommendation (Repair or No Repair)	Minimum Thickness (in)	Depth (in)			Center of Repair: X (in)	Center of Repair: Y (in)	Width or Dia (in)	Height (in)	Length of Weld (in)	Area of PP (sq in)	EEI repair No.	Repair No. on Plate	Repair Type (Patch, Weld, Other)
			Location in Tank	Shell Course	Plate Number			X Coordinate (in)	Y Coordinate (in)	Method	Indication Type																					
8/3/2017	14	14-UD-C-27-54-132	UD	C	27										54	132	VT	IF,UC	UC	R			15" VWR		54	132	0	15	15		14-UD-C-27-54-132-7	7	WR
8/3/2017	14	14-UD-C-27-60-94	UD	C	27										60	94	VT	IF,UC	UC	R			2"H X 4"V WR		60	94	2	4	6		14-UD-C-27-60-94-6	6	WR
8/3/2017	14	14-UD-C-28-0-151	UD	C	28		1	0	151	VT	P	P			0	151	VT	P	RI	R			Remove all existing PP's and install PI		26	78	53	156	418	8268	14-UD-C-28-26-78-1	1	PP
8/3/2017	14	14-UD-C-28-58-145	UD	C	28		2	58	145	VT	P	P			58	145	VT	P	RI	R					26	78	53	156	418	8268	14-UD-C-28-26-78-1	1	PP
8/3/2017	14	14-UD-C-28-0-141	UD	C	28		3	0	141	VT	P	P			0	141	VT	P	RI	R					26	78	53	156	418	8268	14-UD-C-28-26-78-1	1	PP
8/3/2017	14	14-UD-C-28-0-93	UD	C	28		4	0	93	VT	P	P			0	93	VT	P	RI	R					26	78	53	156	418	8268	14-UD-C-28-26-78-1	1	PP
8/3/2017	14	14-UD-C-28-0-91	UD	C	28		5	0	91	VT	P	P			0	91	VT	P	RI	R					26	78	53	156	418	8268	14-UD-C-28-26-78-1	1	PP
8/3/2017	14	14-UD-C-28-57-34	UD	C	28		6	57	34	VT	P	P			57	34	VT	P	RI	R					26	78	53	156	418	8268	14-UD-C-28-26-78-1	1	PP
8/3/2017	14	14-UD-C-28-39-34	UD	C	28		7	39	34	VT	TS	TS			39	34	VT	TS	TS	R					26	78	53	156	418	8268	14-UD-C-28-26-78-1	1	PP
8/3/2017	14	14-UD-C-28-50-26	UD	C	28		8	50	26	LFET	BC	BC	0.168		50	26	PAUT	BC	BC	R			tr<=0.160,		26	78	53	156	418	8268	14-UD-C-28-26-78-1	1	PP
8/3/2017	14	14-UD-C-28-48-1	UD	C	28		9	48	1	VT	DENT	D			48	1	VT	DENT	D	R					26	78	53	156	418	8268	14-UD-C-28-26-78-1	1	PP
8/3/2017	14	14-UD-C-28-10-24	UD	C	28		10	10	24	LFET	BC	BC	0.18		10	24	PAUT	BC	BC	R			tr<=0.160,		26	78	53	156	418	8268	14-UD-C-28-26-78-1	1	PP
8/3/2017	14	14-UD-C-28-13-18	UD	C	28		11	13	18	VT	DENT	D			13	18	VT	DENT	D	R					26	78	53	156	418	8268	14-UD-C-28-26-78-1	1	PP
8/3/2017	14	14-UD-C-28-40-145	UD	C	28	pp									40	145				N/A			MF: 4" Dia. PP										
8/3/2017	14	14-UD-C-28-52-29	UD	C	28	pp									52	29				N/A			MF: 6" Dia. PP										
8/3/2017	14	14-UD-C-29-75-0	UD	C	29		1	75	0	VT	P	P			75	0	VT	P	RI	NR													
8/3/2017	14	14-UD-C-29-71-21	UD	C	29		2	71	21	VT	P	P			71	21	VT	P	RI	NR													
8/3/2017	14	14-UD-C-29-61-26	UD	C	29		3	61	26	VT	P	P			61	26	VT	P	RI	NR													
8/3/2017	14	14-UD-C-29-61-28	UD	C	29		4	61	28	VT	P	P			61	28	VT	P	RI	NR													
8/3/2017	14	14-UD-C-29-57-47	UD	C	29		5	57	47	VT	P	P			57	47	VT	P	RI	NR													
8/3/2017	14	14-UD-C-29-58-78	UD	C	29		6	58	78	VT	P	P			58	78	VT	P	RI	NR													
8/3/2017	14	14-UD-C-29-61-98	UD	C	29		7	61	98	VT	P	P			61	98	VT	P	RI	NR													
8/3/2017	14	14-UD-C-29-61-117	UD	C	29		8	61	117	VT	P	P			61	117	VT	P	RI	NR													
8/3/2017	14	14-UD-C-29-2-159	UD	C	29		9	2	159	BFET	WI	WI			2	159	VT	WI	WI	NR													
8/3/2017	14	14-UD-C-29-51-144	UD	C	29		10	51	144	VT	P	P			51	144	VT	P	RI	NR													
8/3/2017	14	14-UD-C-29-52-124	UD	C	29		11	52	124	VT	P	P			52	124	VT	P	RI	NR													
8/3/2017	14	14-UD-C-29-2-0	UD	C	29										2	0	VT	RI	RI	R			4" HWR		2	0	2	0	2		14-UD-C-29-2-0-1	1	WR
8/3/2017	14	14-UD-C-30-43-159	UD	C	30		1	43	159	BFET	WI	WI			43	159	VT	WI	WI	NR													
8/3/2017	14	14-UD-C-30-48-159	UD	C	30		2	48	159	BFET	WI	WI			48	159	VT	WI	WI	NR													
8/3/2017	14	14-UD-C-30-58-159	UD	C	30		3	58	159	VT	P	P			58	159	VT	P	RI	NR													
8/3/2017	14	14-UD-C-30-34-154	UD	C	30		4	34	154	VT	TS	TS		0.094	34	154	VT	TS	TS	R			8"H X 8"V TSPP		34	154	8	8	32	64	14-UD-C-30-34-154-1	1	PP
8/3/2017	14	14-UD-C-30-60-149	UD	C	30		5	60	149	VT	P	P			60	149	VT	P	RI	NR													
8/3/2017	14	14-UD-C-30-60-132	UD	C	30		6	60	132	VT	P	P			60	132	VT	P	RI	NR													
8/3/2017	14	14-UD-C-30-60-124	UD	C	30		7	60	124	VT	P	P			60	124	VT	P	RI	NR													
8/3/2017	14	14-UD-C-30-0-55	UD	C	30		8	0	55	BFET	WI	WI			0	55	VT	WI	WI	NR													
8/3/2017	14	14-UD-C-30-46-40	UD	C	30		9	46	40	VT	DENT	D			46	40	VT	DENT	D	NR													
8/3/2017	14	14-UD-C-30-4-27	UD	C	30		10	4	27	VT	DENT	D			4	27	VT	DENT	D	R			10"H X 10"V TSPP		4	27	10	10	40	100	14-UD-C-30-4-27-2	2	TSPP
8/3/2017	14	14-UD-C-30-40-27	UD	C	30		11	40	27	VT	P	P			40	27	VT	P	RI	R			MF: 4" Dia. PP. Re-weld PP, ~6"H X 6		40	27	6	6	12		14-UD-C-30-40-27-3	3	WR
8/3/2017	14	14-UD-C-30-0-20	UD	C	30		12	0	20	VT	P	P			0	20	VT	P	RI	R			13" VWR		0	13	0	13	13		14-UD-C-30-0-13-4	4	WR
8/3/2017	14	14-UD-C-30-0-16	UD	C	30		13	0	16	VT	P	P			0	16	VT	P	RI	R					0	13	0	13	13		14-UD-C-30-0-13-4	4	WR
8/3/2017	14	14-UD-C-30-0-11	UD	C	30		14	0	11	VT	P	P			0	11	VT	P	RI	R					0	13	0	13	13		14-UD-C-30-0-13-4	4	WR
8/3/2017	14	14-UD-C-30-0-6	UD	C	30		15	0	6	VT	P	P			0	6	VT	P	RI	NR													
8/3/2017	14	14-UD-C-30-0-3	UD	C	30		16	0	3	BFET	WI	WI			0	3	VT	WI	WI	NR													
8/3/2017	14	14-UD-C-30-11-0	UD	C	30		17	11	0	BFET	WI	WI			11	0	VT	WI	WI	NR													
8/3/2017	14	14-UD-C-31-8-149	UD	C	31		1	8	149	VT	TS	TS		0.125	8	149	VT	TS	TS	R			6"H X 6"V PP		8	149	6	0	18.84956	28.27433	14-UD-C-31-8-149-1	1	PP
8/3/2017	14	14-UD-C-31-0-109	UD	C	31		2	0	109	BFET	WI	WI			0	109	VT	WI	WI	NR													
8/3/2017	14	14-UD-C-31-0-90	UD	C	31		3	0	90	BFET	WI	WI			0	90	VT	WI	WI	NR													
8/3/2017	14	14-UD-C-31-60-104	UD	C	31		4	60	104	VT	P	P			60	104	VT	P	RI	NR													
8/3/2017	14	14-UD-C-31-60-114	UD	C	31		5	60	114	VT	P	P			60	114	VT	RI	RI	R			4" VWR		60	114	0	4	4		14-UD-C-31-60-114-2	2	WR
8/3/2017	14	14-UD-C-31-0-70	UD	C	31		6	0	70	BFET	WI	WI			0	70	VT	WI	WI	NR													
8/3/2017	14	14-UD-C-31-0-58	UD	C	31		7	0	58	BFET	WI	WI			0	58	VT	WI	WI	NR													
8/3/2017	14	14-UD-C-31-0-54	UD	C	31		8	0	54	BFET	WI	WI			0	54	VT	WI	WI	NR													
8/3/2017	14	14-UD-C-31-60-65	UD	C	31		9	60	65	BFET	WI	WI			60	65	VT	WI	WI	NR													
8/3/2017	14	14-UD-C-31-0-46	UD	C	31		10	0	46	VT	P	P			0	46	VT	P	RI	NR													
8/3/2017	14	14-UD-C-31-0-39	UD	C	31		11	0	39	VT	P	P			0	39	VT	RI	RI	R			4" VWR		0	39	0	4	4		14-UD-C-31-0-39-3	3	WR

			Shell Location			Master Features Legend	TesTex NDE								EEI NDE								Notes	Photo Links	Recommended Repairs								Repair Type Legend
Date	Tank No.	Overall ID	General Location			Master Feature	TesTex Indication ID on Plate	TexTex Reported Indication Location		TesTex NDE		SIMPLIFIED INDICATION TYPE	Minimum Wall Thickness (in)	Depth of Topside Indication(in)	Center of Indication: X (in)	Center of Indication: Y (in)	Method	Indication Type	SIMPLIFIED INDICATION TYPE	EEI Recommendation (Repair or No Repair)	Minimum Thickness (in)	Depth (in)			Center of Repair: X (in)	Center of Repair: Y (in)	Width or Dia (in)	Height (in)	Length of Weld (in)	Area of PP (sq in)	EEI repair No.	Repair No. on Plate	Repair Type (Patch, Weld, Other)
			Location in Tank	Shell Course	Plate Number			X Coordinate (in)	Y Coordinate (in)	Method	Indication Type																						
8/3/2017	14	14-UD-C-31-0-25	UD	C	31		12	0	25	VT	P	P			0	25	VT	LOF,IF,UC	LOF	R			8" VWR		0	25	0	8	8		14-UD-C-31-0-25-4	4	WR
8/3/2017	14	14-UD-C-31-2-0	UD	C	31		13	2	0	VT	P	P			2	0	VT	P	RI	NR														
8/3/2017	14	14-UD-C-31-28-0	UD	C	31		14	28	0	BFET	WI	WI			28	0	VT	WI	WI	NR														
8/3/2017	14	14-UD-C-31-45-0	UD	C	31		15	45	0	BFET	WI	WI			45	0	VT	WI	WI	NR														
8/3/2017	14	14-UD-C-31-42-145	UD	C	31										42	145	VT	GOUGE	G	R			SG 4"HWR		42	145	4	0	4		14-UD-C-31-42-145-5	5	WR
8/3/2017	14	14-UD-C-32-0-138	UD	C	32		1	0	138	BFET	WI	WI			0	138	VT	WI	WI	NR														
8/3/2017	14	14-UD-C-32-0-123	UD	C	32		2	0	123	VT	P	P			0	123	VT	P	RI	NR														
8/3/2017	14	14-UD-C-32-0-112	UD	C	32		3	0	112	VT	P	P			0	112	VT	P	RI	R			5" VWR		0	112	0	5	5		14-UD-C-32-0-112-1	1	WR
8/3/2017	14	14-UD-C-32-5-104	UD	C	32		4	5	104	VT	TS	TS		0.063	5	104	VT	TS	TS	R			SG 4" HWR		5	104	4	0	4		14-UD-C-32-5-104-2	2	WR
8/3/2017	14	14-UD-C-32-38-84	UD	C	32		5	38	84	VT	TS	TS		0.188	38	84	VT	DENT	D	R			8"H X 8"V PP		38	84	8	8	32	64	14-UD-C-32-38-84-3	3	PP
8/3/2017	14	14-UD-C-32-0-42	UD	C	32		7	0	42	BFET	WI	WI			0	42	VT	WI	WI	NR														
8/3/2017	14	14-UD-C-32-27-30	UD	C	32		8	27	30	VT	TS	TS		0.094	27	30	VT	DENT	D	R			6"H X 6"V PP		27	30	6	0	18.84956	28.27433	14-UD-C-32-27-30-5	5	PP
8/3/2017	14	14-UD-C-32-13-26	UD	C	32		9	13	26	VT	P	P			13	26	VT	P	RI	NR														
8/3/2017	14	14-UD-C-32-15-0	UD	C	32		10	15	0	BFET	WI	WI			15	0	VT	WI	WI	NR														
8/3/2017	14	14-UD-C-32-63-12	UD	C	32		11	63	12	VT	DENT	D			63	12	VT	DENT	D	NR														
8/3/2017	14	14-UD-C-32-11-56	UD	C	32	N									11	56	VT			N/A			MF: 4" Dia. PP											
8/3/2017	14	14-UD-C-32-0-96	UD	C	32										0	96	VT	RI	RI	R			6" HWR X 2		0	96	12	0	12		14-UD-C-32-0-96-6	6	WR
8/3/2017	14	14-UD-C-32-12-70	UD	C	32										12	70	VT	P	RI	R			MF: Re-weld 3" Dia. GN, ~6"H X 6"V		12	70	6	6	12		14-UD-C-32-12-70-4	4	WR
8/3/2017	14	14-UD-C-33-3-157	UD	C	33		1	3	157	BFET	WI	WI			3	157	VT	WI	WI	NR														
8/3/2017	14	14-UD-C-33-14-150	UD	C	33		2	14	150	VT	DENT	D			14	150	VT	DENT	D	NR														
8/3/2017	14	14-UD-C-33-39-144	UD	C	33		3	39	144	VT	DENT	D			39	144	VT	DENT	D	R			6"H X 6"V PP		39	144	6	0	18.84956	28.27433	14-UD-C-33-39-144-1	1	PP
8/3/2017	14	14-UD-C-33-0-139	UD	C	33		4	0	139	BFET	WI	WI			0	139	VT	WI	WI	NR														
8/3/2017	14	14-UD-C-33-60-86	UD	C	33		5	60	86	BFET	WI	WI			60	86	VT	WI	WI	NR														
8/3/2017	14	14-UD-C-33-47-11	UD	C	33		6	47	11	VT	TS	TS		0.125	47	11	VT	DENT	D	R			6"H X 6"V PP		47	11	6	0	18.84956	28.27433	14-UD-C-33-47-11-2	2	PP
8/3/2017	14	14-UD-C-33-28-0	UD	C	33		7	28	0	BFET	WI	WI			28	0	VT	WI	WI	NR														
8/3/2017	14	14-UD-C-33-10-105	UD	C	33										10	105	VT	GOUGE	G	R			SG 4" VWR		10	105	0	4	4		14-UD-C-33-10-105-3	3	WR
8/3/2017	14	14-UD-C-34-29-156	UD	C	34		1	29	156	VT	WI	WI			29	156	VT	WI	WI	NR														
8/3/2017	14	14-UD-C-34-25-122	UD	C	34		2	25	122	LFET	BC	BC		0.094	25	122	PAUT	BC	BC	R			tr<=0.160, 24"H X 24"V PP		25	122	24	24	96	576	14-UD-C-34-25-122-1	1	PP
8/3/2017	14	14-UD-C-34-76-123	UD	C	34		3	76	123	VT	P	P			76	123	VT	RI	RI	R			5" VWR		76	123	0	5	5		14-UD-C-34-76-123-2	2	WR
	14	14-UD-C-34-76-112	UD	C	34		4	76	112	BFET	WI	WI			76	112	VT	WI	WI	NR														
8/3/2017	14	14-UD-C-34-5-71	UD	C	34		5	5	71	BFET	WI	WI			5	71	VT	WI	WI	NR														
8/3/2017	14	14-UD-C-34-25-77	UD	C	34		6	25	77	VT	DENT	D			25	77	VT	DENT	D	R			8" HWR		25	77	8	0	8		14-UD-C-34-25-77-3	3	WR
8/3/2017	14	14-UD-C-34-11-35	UD	C	34		7	11	35	BFET	WI	WI			11	35	VT	WI	WI	NR														
8/3/2017	14	14-UD-C-34-46-0	UD	C	34		8	46	0	BFET	WI	WI			46	0	VT	WI	WI	NR														
8/3/2017	14	14-UD-C-34-38-30	UD	C	34		9	38	30	VT	TS	TS		0.094	38	30	VT	TS	TS	R			SG 4" VWR		38	30	0	4	4		14-UD-C-34-38-30-4	4	WR
8/3/2017	14	14-UD-C-34-0-6	UD	C	34										0	6	VT	RI	RI	R			CP RI 4" HWR		0	6	4	0	4		14-UD-C-34-0-6-6	6	WR
8/3/2017	14	14-UD-C-34-12-146	UD	C	34										12	146	VT	GOUGE	G	R			SG 4" VWR		12	146	0	4	4		14-UD-C-34-12-146-5	5	WR
8/3/2017	14	14-UD-C-34-17-15	UD	C	34										17	15	VT	ENT,GOUG	G	R			SG 4" VWR		17	15	0	4	4		14-UD-C-34-17-15-7	7	WR
8/3/2017	14	14-UD-C-35-4-156	UD	C	35		1	4	156	BFET	WI	WI			4	156	VT	WI	WI	NR														
8/3/2017	14	14-UD-C-35-19-156	UD	C	35		2	19	156	BFET	WI	WI			19	156	VT	WI	WI	NR														
8/3/2017	14	14-UD-C-35-34-156	UD	C	35		3	34	156	BFET	WI	WI			34	156	VT	WI	WI	NR														
8/3/2017	14	14-UD-C-35-41-156	UD	C	35		4	41	156	BFET	WI	WI			41	156	VT	WI	WI	NR														
8/3/2017	14	14-UD-C-35-144-0	UD	C	35		5	144	0	BFET	WI	WI			144	0	VT	WI	WI	NR														
8/3/2017	14	14-UD-C-35-0-120	UD	C	35		6	0	120	BFET	WI	WI			0	120	VT	WI	WI	NR														
8/3/2017	14	14-UD-C-35-0-103	UD	C	35		7	0	103	BFET	WI	WI			0	103	VT	WI	WI	NR														
8/3/2017	14	14-UD-C-35-41-100	UD	C	35		8	41	100	VT	DENT	D			41	100	VT	DENT	D	R			8"H X 8" V PP		41	100	8	8	32	64	14-UD-C-35-41-100-1	1	PP
8/3/2017	14	14-UD-C-35-0-65	UD	C	35		9	0	65	BFET	WI	WI			0	65	VT	WI	WI	NR														
8/3/2017	14	14-UD-C-35-40-63	UD	C	35	N	10	40	63	BFET	WI, P, LOF	WI			40	63	VT	LOF,P,WI	WI	R			MF: Re-weld 3"Dia. GN, ~6H X 6" V V		40	63	6	6	12		14-UD-C-35-40-63-2	2	WR
8/3/2017	14	14-UD-C-35-12-16	UD	C	35		11	12	16	VT	DENT	D			12	16	VT	DENT	D	NR														
8/3/2017	14	14-UD-C-35-5-0	UD	C	35		12	5	0	BFET	WI	WI			5	0	VT	WI	WI	NR														
8/3/2017	14	14-UD-C-36-3-156	UD	C	36		1	3	156	BFET	WI	WI			3	156	VT	WI	WI	NR														
8/3/2017	14	14-UD-C-36-15-156	UD	C	36		2	15	156	BFET	WI	WI			15	156	VT	WI	WI	NR														
8/3/2017	14	14-UD-C-36-32-156	UD	C	36		3	32	156	BFET	WI	WI			32	156	VT	WI	WI	R			RI 4"HWR		32	156	4	0	4		14-UD-C-36-32-156-1	1	WR
8/3/2017	14	14-UD-C-36-41-156	UD	C	36		4	41	156	BFET	WI	WI			41	156	VT	WI	WI	NR														
8/3/2017	14	14-UD-C-36-46-156	UD	C	36		5	46	156	BFET	WI	WI			46	156	VT	WI	WI	NR														

			Shell Location			Master Features Legend	TesTex NDE								EEI NDE								Notes	Photo Links	Recommended Repairs								Repair Type Legend
Date	Tank No.	Overall ID	General Location			Master Feature	TesTex Indication ID on Plate	TexTex Reported Indication Location		TesTex NDE			Minimum Wall Thickness (in)	Depth of Topside Indication(in)	Center of indication: X (in)	Center of indication: Y (in)	Method	Indication Type	SIMPLIFIED INDICATION TYPE	EEI Recommendation (Repair or No Repair)	Minimum Thickness (in)	Depth (in)			Center of Repair: X (in)	Center of Repair: Y (in)	Width or Dia (in)	Height (in)	Length of Weld (in)	Area of PP (sq in)	EEI repair No.	Repair No. on Plate	Repair Type (Patch, Weld, Other)
			Location in Tank	Shell Course	Plate Number			X Coordinate (in)	Y Coordinate (in)	Method	Indication Type	SIMPLIFIED INDICATION TYPE																					
8/3/2017	14	14-UD-C-36-51-156	UD	C	36		6	51	156	VT	P	P			51	156	VT	LOF,RI	LOF	R			Re-weld PL Int, ~12"H X 12"V		51	156	12	12	24		14-UD-C-36-51-156-2	2	WR
8/3/2017	14	14-UD-C-36-0-147	UD	C	36		7	0	147	BFET	WI	WI			0	147	VT	WI	WI	NR													
8/3/2017	14	14-UD-C-36-51-132	UD	C	36		8	51	132	VT	P	P			51	132	VT	P	RI	NR													
8/3/2017	14	14-UD-C-36-41-115	UD	C	36		9	41	115	VT	DENT	D			41	115	VT	DENT	D	R			8"H X 8"V PP		41	115	8	8	32	64	14-UD-C-36-41-115-3	3	PP
8/3/2017	14	14-UD-C-36-0-110	UD	C	36		10	0	110	BFET	WI	WI			0	110	VT	WI	WI	NR													
8/3/2017	14	14-UD-C-36-77-61	UD	C	36		11	77	61	VT	P	P			77	61	VT	P	RI	R			RI 4" VWR		77	61	0	4	4		14-UD-C-36-77-61-4	4	WR
8/3/2017	14	14-UD-C-36-19-49	UD	C	36		12	19	49	VT	TS	TS		0.094	19	49	VT	GOUGE	G	R			SG 4" HWR		19	49	4	0	4		14-UD-C-36-19-49-5	5	WR
8/3/2017	14	14-UD-C-36-32-38	UD	C	36		13	32	38	VT	DENT	D			32	38	VT	DENT	D	R			6"H X 6"V PP		32	38	6	0	18.84956	28.27433	14-UD-C-36-32-38-6	6	PP
8/3/2017	14	14-UD-C-36-4-0	UD	C	36		14	4	0	BFET	WI	WI			4	0	VT	WI	WI	NR													
8/3/2017	14	14-UD-C-36-7-0	UD	C	36		15	7	0	BFET	WI	WI			7	0	VT	WI	WI	NR													
8/3/2017	14	14-UD-C-36-10-0	UD	C	36		16	10	0	BFET	WI	WI			10	0	VT	WI	WI	NR													
8/3/2017	14	14-UD-C-36-0-23	UD	C	36										0	23	VT			NR			Ind on PL, not on dwg										
8/4/2017	14	14-UD-C-37-1-156	UD	C	37		1	1	156	VT	P	P			1	156	VT	P	RI	R			Re-weld PL Int, ~12"H X 12"V WR		1	156	12	12	24		14-UD-C-37-1-156-1	1	WR
8/4/2017	14	14-UD-C-37-4-156	UD	C	37		2	4	156	VT	P	P			4	156	VT	RI	RI	R			4" HWR		4	156	4	0	4		14-UD-C-37-4-156-2	2	WR
8/4/2017	14	14-UD-C-37-44-156	UD	C	37		3	44	156	BFET	P	P			44	156	VT	P	RI	NR													
8/4/2017	14	14-UD-C-37-50-156	UD	C	37		4	50	156	VT	P	P			50	156	VT	RI	RI	R			RI 4"HWR		50	156	4	0	4		14-UD-C-37-50-156-3	3	WR
8/4/2017	14	14-UD-C-37-72-109	UD	C	37		6	72	109	BFET	WI	WI			72	109	VT	WI	WI	NR			Ind #5 (a coating issue) not on spreadsheet										
8/4/2017	14	14-UD-C-37-5-93	UD	C	37		7	5	93	VT	TS	TS		0.094	5	93	VT	TS	TS	R			8"H X 8"V TSPP		5	93	8	8	32	64	14-UD-C-37-5-93-4	4	TSPP
8/4/2017	14	14-UD-C-37-72-93	UD	C	37		8	72	93	VT	P	P			72	93	VT	LOF,P	LOF	R			End CP WR, ~9" HWR		72	93	9	0	9		14-UD-C-37-72-93-5	5	WR
8/4/2017	14	14-UD-C-37-62-53	UD	C	37		9	62	53	BFET	WI	WI			62	53	VT	WI	WI	NR													
8/4/2017	14	14-UD-C-37-60-27	UD	C	37		10	60	27	VT	P	P			60	27	VT	P	RI	NR													
8/4/2017	14	14-UD-C-37-59-0	UD	C	37		11	59	0	VT	P	P			59	0	VT	P	RI	NR													
8/4/2017	14	14-UD-C-37-66-0	UD	C	37		12	66	0	BFET	WI	WI			66	0	VT	WI	WI	NR													
8/4/2017	14	14-UD-C-37-25-0	UD	C	37										25	0	VT	UC	UC	R			10" HWR		25	0	10	0	10		14-UD-C-37-25-0-7	7	WR
8/4/2017	14	14-UD-C-37-39-0	UD	C	37										39	0	VT	RI	RI	R			RI 4"HWR		39	0	4	0	4		14-UD-C-37-39-0-6	6	WR
8/4/2017	14	14-UD-C-38-9-157	UD	C	38		1	9	157	BFET	WI	WI			9	157	VT	WI	WI	NR													
8/4/2017	14	14-UD-C-38-21-157	UD	C	38		2	21	157	VT	P	P			21	157	VT	P	RI	NR													
8/4/2017	14	14-UD-C-38-40-157	UD	C	38		3	40	157	BFET	WI	WI			40	157	VT	WI	WI	NR													
8/4/2017	14	14-UD-C-38-54-157	UD	C	38		4	54	157	BFET	WI	WI			54	157	VT	WI	WI	NR													
8/4/2017	14	14-UD-C-38-25-128	UD	C	38		5	25	128	VT	TS	TS		0.094	25	128	VT	DENT	D	R			12"H X 12"V PP		26	135	12	12	48	144	14-UD-C-38-26-135-1	1	PP
8/4/2017	14	14-UD-C-38-11-125	UD	C	38		6	11	125	VT	DENT	D			11	125	VT	DENT	D	R			8"H X 8"V PP		11	125	8	8	32	64	14-UD-C-38-11-125-2	2	PP
8/4/2017	14	14-UD-C-38-31-123	UD	C	38		7	31	123	VT	TS	TS		0.188	31	123	VT	DENT	D	R					26	135	12	12	48	144	14-UD-C-38-26-135-1	1	PP
8/4/2017	14	14-UD-C-38-25-89	UD	C	38		8	25	89	VT	DENT	D			25	89	VT	DENT	D	NR													
8/4/2017	14	14-UD-C-38-31-83	UD	C	38		9	31	83	VT	DENT	D			31	83	VT	DENT	D	NR													
8/4/2017	14	14-UD-C-38-46-36	UD	C	38		10	46	36	VT	DENT	D			46	36	VT	DENT	D	R			8"H X 8"V PP		46	36	8	8	32	64	14-UD-C-38-46-36-3	3	PP
8/4/2017	14	14-UD-C-38-29-27	UD	C	38		11	29	27	VT	DENT	D			29	27	VT	DENT	D	NR													
8/4/2017	14	14-UD-C-38-0-3	UD	C	38		12	0	3	BFET	WI	WI			0	3	VT	WI	WI	NR													
8/4/2017	14	14-UD-C-38-23-0	UD	C	38		13	23	0	BFET	WI	WI			23	0	VT	WI	WI	R			8" HWR		24	0	8	0	8		14-UD-C-38-24-0-4	4	WR
8/4/2017	14	14-UD-C-38-25-0	UD	C	38		14	25	0	BFET	WI	WI			25	0	VT	WI	WI	R					24	0	8	0	8		14-UD-C-38-24-0-4	4	WR
8/4/2017	14	14-UD-C-38-36-0	UD	C	38		15	36	0	BFET	WI	WI			36	0	VT	WI	WI	NR													
8/4/2017	14	14-UD-C-38-55-0	UD	C	38		16	55	0	BFET	WI	WI			55	0	VT	WI	WI	R			8" HWR		55	0	8	0	8		14-UD-C-38-55-0-5	5	WR
8/4/2017	14	14-UD-C-39-9-157	UD	C	39		1	9	157	BFET	WI	WI			9	157	VT	WI	WI	R			11" HWR		9	157	11	0	11		14-UD-C-39-9-157-1	1	WR
8/4/2017	14	14-UD-C-39-24-157	UD	C	39		2	24	157	BFET	WI	WI			24	157	VT	WI	WI	NR													
8/4/2017	14	14-UD-C-39-50-157	UD	C	39		3	50	157	BFET	WI	WI			50	157	VT	WI	WI	NR													
8/4/2017	14	14-UD-C-39-54-154	UD	C	39		4	54	154	VT	DENT	D			54	154	VT	DENT	D	R			6"H X 6"V TSPP		54	154	6	6	24	36	14-UD-C-39-54-154-2	2	tspp
8/4/2017	14	14-UD-C-39-58-157	UD	C	39		5	58	157	VT	P	P			58	157	VT	P	RI	NR													
8/4/2017	14	14-UD-C-39-60-150	UD	C	39		6	60	150	BFET	WI	WI			60	150	VT	WI	WI	NR													
8/4/2017	14	14-UD-C-39-0-123	UD	C	39		7	0	123	VT	P	P			0	123	VT	P	RI	R			10" VWR		0	123	0	10	10		14-UD-C-39-0-123-3	3	WR
8/4/2017	14	14-UD-C-39-60-120	UD	C	39		8	60	120	BFET	WI	WI			60	120	VT	WI	WI	NR													
8/4/2017	14	14-UD-C-39-0-96	UD	C	39		9	0	96	VT	P	P			0	96	VT	P	RI	NR													
8/4/2017	14	14-UD-C-39-1-30	UD	C	39		10	1	30	VT	DENT	D			1	30	VT	DENT	D	NR													
8/4/2017	14	14-UD-C-39-60-13	UD	C	39		11	60	13	VT	P	P			60	13	VT	P	RI	NR													
8/4/2017	14	14-UD-C-39-60-3	UD	C	39		12	60	3	VT	P	P			60	3	VT	P	RI	NR													
8/4/2017	14	14-UD-C-39-24-150	UD	C	39	PP									24	150				N/A			MF: 4"Dia. PP										
8/4/2017	14	14-UD-C-40-24-157	UD	C	40		1	24	157	VT	P	P			24	157	VT	P	RI	NR													

			Shell Location			Master Features Legend	TesTex NDE							EEI NDE								Notes	Photo Links	Recommended Repairs								Repair Type Legend
Date	Tank No.	Overall ID	General Location			Master Feature	TesTex Indication ID on Plate	TexTex Reported Indication Location		TesTex NDE		SIMPLIFIED INDICATION TYPE	Minimum Wall Thickness (in)	Depth of Topside Indication(in)	Center of indication: X (in)	Center of indication: Y (in)	Method	Indication Type	SIMPLIFIED INDICATION TYPE	EEI Recommendation (Repair or No Repair)	Minimum Thickness (in)	Depth (in)			Center of Repair: X (in)	Center of Repair: Y (in)	Width or Dia (in)	Height (in)	Length of Weld (in)	Area of PP (sq in)	EEI repair No.	Repair No. on Plate	Repair Type (Patch, Weld, Other)
			Location in Tank	Shell Course	Plate Number			X Coordinate (in)	Y Coordinate (in)	Method	Indication Type																					
8/4/2017	14	14-UD-C-40-32-157	UD	C	40		2	32	157	BFET	P	P			32	157	VT	P	RI	NR													
8/4/2017	14	14-UD-C-40-42-157	UD	C	40		3	42	157	VT	P	P			42	157	VT	P	RI	NR													
8/4/2017	14	14-UD-C-40-48-157	UD	C	40		4	48	157	BFET	WI	WI			48	157	VT	WI	WI	NR													
8/4/2017	14	14-UD-C-40-0-138	UD	C	40		5	0	138	VT	P	P			0	138	VT	P	RI	NR													
8/4/2017	14	14-UD-C-40-77-108	UD	C	40		6	77	108	BFET	WI	WI			77	108	VT	WI	WI	NR													
8/4/2017	14	14-UD-C-40-77-101	UD	C	40		7	77	101	VT	P	P			77	101	VT	P	RI	NR													
8/4/2017	14	14-UD-C-40-0-98	UD	C	40		8	0	98	VT	P	P			0	98	VT	P	RI	NR													
8/4/2017	14	14-UD-C-40-3-96	UD	C	40		9	3	96	VT	P	P			3	96	VT	P	RI	NR													
8/4/2017	14	14-UD-C-40-16-56	UD	C	40	N	10	16	56	VT	P	P			16	56	VT	P	RI	R			MF: Re-weld 3" Dia. GN, ~6"H X 6"V		16	56	6	6	12		14-UD-C-40-16-56-1	1	WR
8/4/2017	14	14-UD-C-40-77-49	UD	C	40		11	77	49	BFET	WI	WI			77	49	VT	WI	WI	NR													
8/4/2017	14	14-UD-C-40-30-17	UD	C	40		12	30	17	VT	TS	TS			30	17	VT	TS	TS	NR													
8/4/2017	14	14-UD-C-40-0-9	UD	C	40		13	0	9	BFET	WI	WI			0	9	VT	WI	WI	NR													
8/4/2017	14	14-UD-C-40-20-0	UD	C	40		14	20	0	BFET	WI	WI			20	0	VT	WI	WI	NR													
8/4/2017	14	14-UD-C-40-22-0	UD	C	40		15	22	0	BFET	WI	WI			22	0	VT	WI	WI	NR													
8/4/2017	14	14-UD-C-40-41-0	UD	C	40		16	41	0	BFET	WI	WI			41	0	VT	WI	WI	NR													
8/4/2017	14	14-UD-C-41-34-157	UD	C	41		1	34	157	VT	P	P			34	157	VT	P	RI	NR													
8/4/2017	14	14-UD-C-41-52-157	UD	C	41		2	52	157	VT	P	P			52	157	VT	P	RI	NR													
8/4/2017	14	14-UD-C-41-33-121	UD	C	41		3	33	121	VT	DENT	D			33	121	VT	DENT	D	NR													
8/4/2017	14	14-UD-C-41-10-89	UD	C	41		4	10	89	VT	DENT	D			10	89	VT	DENT	D	R			6"H X 6"V PP		10	89	6	0	18.84956	28.27433	14-UD-C-41-10-89-1	1	PP
8/4/2017	14	14-UD-C-41-52-100	UD	C	41		5	52	100	VT	P	P			52	100	VT	P	RI	NR													
8/4/2017	14	14-UD-C-41-73-92	UD	C	41		6	73	92	VT	P	P			73	92	VT	P	RI	NR													
8/4/2017	14	14-UD-C-41-73-80	UD	C	41		7	73	80	VT	P	P			73	80	VT	P	RI	NR													
8/4/2017	14	14-UD-C-41-76-76	UD	C	41		8	76	76	VT	P	P			76	76	VT	P	RI	NR													
8/4/2017	14	14-UD-C-41-70-72	UD	C	41		9	70	72	VT	P	P			70	72	VT	P	RI	NR													
8/4/2017	14	14-UD-C-41-69-67	UD	C	41		10	69	67	VT	P	P			69	67	VT	P	RI	NR													
8/4/2017	14	14-UD-C-41-76-53	UD	C	41		11	76	53	VT	P	P			76	53	VT	P	RI	NR													
8/4/2017	14	14-UD-C-41-67-53	UD	C	41		12	67	53	VT	P	P			67	53	VT	P	RI	NR													
8/4/2017	14	14-UD-C-41-46-44	UD	C	41		13	46	44	VT	DENT	D			46	44	VT	DENT	D	NR													
8/4/2017	14	14-UD-C-41-0-12	UD	C	41		14	0	12	BFET	WI	WI			0	12	VT	WI	WI	NR													
8/4/2017	14	14-UD-C-41-3-0	UD	C	41		15	3	0	VT	P	P			3	0	VT	P	RI	NR													
8/4/2017	14	14-UD-C-41-61-33	UD	C	41		16	61	33	VT	P	P			61	33	VT	P	RI	NR													
8/4/2017	14	14-UD-C-41-61-30	UD	C	41		17	61	30	VT	P	P			61	30	VT	P	RI	NR													
8/4/2017	14	14-UD-C-41-76-27	UD	C	41		18	76	27	VT	P	P			76	27	VT	P	RI	NR													
8/4/2017	14	14-UD-C-41-61-20	UD	C	41		19	61	20	VT	P	P			61	20	VT	P	RI	NR													
8/4/2017	14	14-UD-C-41-61-5	UD	C	41		20	61	5	VT	P	P			61	5	VT	P	RI	NR													
8/5/2017	14	14-UD-C-42-5-157	UD	C	42		1	5	157	VT	WI	WI			5	157	VT	WI	WI	R			13" HWR		7	157	13	0	13		14-UD-C-42-7-157-1	1	WR
8/5/2017	14	14-UD-C-42-9-157	UD	C	42		2	9	157	VT	P	P			9	157	VT	P	RI	R					7	157	13	0	13		14-UD-C-42-7-157-1	1	WR
8/5/2017	14	14-UD-C-42-13-157	UD	C	42		3	13	157	VT	WI	WI			13	157	VT	WI	WI	R					7	157	13	0	13		14-UD-C-42-7-157-1	1	WR
8/5/2017	14	14-UD-C-42-21-157	UD	C	42		4	21	157	BFET	WI	WI			21	157	VT	WI	WI	NR													
8/5/2017	14	14-UD-C-42-24-157	UD	C	42		5	24	157	BFET	WI	WI			24	157	VT	WI	WI	NR													
8/5/2017	14	14-UD-C-42-28-157	UD	C	42		6	28	157	VT	P	P			28	157	VT	P	RI	NR													
8/5/2017	14	14-UD-C-42-34-157	UD	C	42		7	34	157	BFET	WI	WI			34	157	VT	WI	WI	NR													
8/5/2017	14	14-UD-C-42-41-157	UD	C	42		8	41	157	VT	P	P			41	157	VT	P	RI	R			19" HWR		47	157	19	0	19		14-UD-C-42-47-157-2	2	WR
8/5/2017	14	14-UD-C-42-50-157	UD	C	42		9	50	157	VT	P	P			50	157	VT	P	RI	R					47	157	19	0	19		14-UD-C-42-47-157-2	2	WR
8/5/2017	14	14-UD-C-42-60-136	UD	C	42		10	60	136	VT	UC	UC		0.094	60	136	VT	UC	UC	R			4" VWR		60	136	0	4	4		14-UD-C-42-60-136-3	3	WR
8/5/2017	14	14-UD-C-42-60-125	UD	C	42		11	60	125	VT	P	P			60	125	VT	P	RI	NR													
8/5/2017	14	14-UD-C-42-0-130	UD	C	42		12	0	130	BFET	WI	WI			0	130	VT	WI	WI	NR													
8/5/2017	14	14-UD-C-42-35-117	UD	C	42		13	35	117	LFET	BC	BC	0.126		35	117	PAUT	BC	BC	NR	0.237		PAUT .237										
8/5/2017	14	14-UD-C-42-60-58	UD	C	42		14	60	58	BFET	WI	WI			60	58	VT	WI	WI	NR													
8/5/2017	14	14-UD-C-42-0-86	UD	C	42		15	0	86	VT	P	P			0	86	VT	P	RI	R			6" VWR		0	86	0	6	6		14-UD-C-42-0-86-4	4	WR
8/5/2017	14	14-UD-C-42-20-109	UD	C	42		16	20	109	VT	TS	TS		0.094	20	109	VT	TS	TS	R			4" HWR		20	109	4	0	4		14-UD-C-42-20-109-5	5	WR
8/5/2017	14	14-UD-C-42-0-103	UD	C	42		17	0	103	VT	P	P			0	103	VT	P	RI	NR													
8/5/2017	14	14-UD-C-42-60-38	UD	C	42		18	60	38	BFET	WI	WI			60	38	VT	WI	WI	R			6" VWR		60	38	0	6	6		14-UD-C-42-60-38-6	6	WR
8/5/2017	14	14-UD-C-42-60-32	UD	C	42		19	60	32	BFET	WI	WI			60	32	VT	WI	WI	NR													
8/5/2017	14	14-UD-C-42-60-12	UD	C	42		20	60	12	BFET	WI	WI			60	12	VT	WI	WI	R			14" VWR		60	7	0	14	14		14-UD-C-42-60-7-7	7	WR

BWS031627

RDHLCC0028096

			Shell Location			Master Features Legend	TesTex NDE							EEI NDE								Notes	Photo Links	Recommended Repairs								Repair Type Legend
Date	Tank No.	Overall ID	General Location			Master Feature	TesTex Indication ID on Plate	TexTex Reported Indication Location		TesTex NDE		SIMPLIFIED INDICATION TYPE	Minimum Wall Thickness (in)	Depth of Topside Indication(in)	Center of indication: X (in)	Center of indication: Y (in)	Method	Indication Type	SIMPLIFIED INDICATION TYPE	EEI Recommendation (Repair or No Repair)	Minimum Thickness (in)	Depth (in)			Center of Repair: X (in)	Center of Repair: Y (in)	Width or Dia (in)	Height (in)	Length of Weld (in)	Area of PP (sq in)	EEI repair No.	Repair No. on Plate	Repair Type (Patch, Weld, Other)
			Location in Tank	Shell Course	Plate Number			X Coordinate (in)	Y Coordinate (in)	Method	Indication Type																					
8/5/2017	14	14-UD-C-42-60-4	UD	C	42		21	60	4	BFET	WI	WI			60	4	VT	WI	WI	R					60	7	0	14	14		14-UD-C-42-60-7-7	7	WR
8/5/2017	14	14-UD-C-42-23-30	UD	C	42		22	23	30	VT	DENT	D			23	30	VT	DENT	D	NR													
8/5/2017	14	14-UD-C-42-0-10	UD	C	42		23	0	10	BFET	WI	WI			0	10	VT	WI	WI	NR													
8/5/2017	14	14-UD-C-42-5-0	UD	C	42		24	5	0	VT	P	P			5	0	VT	P	RI	R			10" HWR		5	0	10	0	10		14-UD-C-42-5-0-8	8	WR
8/5/2017	14	14-UD-C-42-19-0	UD	C	42		25	19	0	BFET	WI	WI			19	0	VT	WI	WI	NR													
8/5/2017	14	14-UD-C-42-42-0	UD	C	42		26	42	0	BFET	WI	WI			42	0	VT	WI	WI	R			30" HWR		43	0	30	0	30		14-UD-C-42-43-0-9	9	WR
8/5/2017	14	14-UD-C-42-51-0	UD	C	42		27	51	0	BFET	WI	WI			51	0	VT	WI	WI	R					43	0	30	0	30		14-UD-C-42-43-0-9	9	WR
8/5/2017	14	14-UD-C-43-14-157	UD	C	43		1	14	157	BFET	WI	WI			14	157	VT	WI	WI	NR													
8/5/2017	14	14-UD-C-43-22-157	UD	C	43		2	22	157	BFET	WI	WI			22	157	VT	WI	WI	NR													
8/5/2017	14	14-UD-C-43-27-157	UD	C	43		3	27	157	BFET	WI	WI			27	157	VT	WI	WI	NR													
8/5/2017	14	14-UD-C-43-30-157	UD	C	43		4	30	157	BFET	WI	WI			30	157	VT	WI	WI	NR													
8/5/2017	14	14-UD-C-43-0-144	UD	C	43		5	0	144	BFET	WI	WI			0	144	VT	WI	WI	NR													
8/5/2017	14	14-UD-C-43-0-100	UD	C	43		6	0	100	BFET	WI	WI			0	100	VT	WI	WI	NR													
8/5/2017	14	14-UD-C-43-0-93	UD	C	43		7	0	93	VT	P	P			0	93	VT	P	RI	R			4" VWR		0	93	0	4	4		14-UD-C-43-0-93-1	1	WR
8/5/2017	14	14-UD-C-43-52-117	UD	C	43		8	52	117	VT	P	P			52	117	VT	P	RI	NR													
8/5/2017	14	14-UD-C-43-32-103	UD	C	43		9	32	103	VT	P	P			32	103	VT	P	RI	NR													
8/5/2017	14	14-UD-C-43-51-78	UD	C	43		10	51	78	BFET	WI	WI			51	78	VT	WI	WI	NR													
8/5/2017	14	14-UD-C-43-59-60	UD	C	43		11	59	60	BFET	WI	WI			59	60	VT	WI	WI	NR													
8/5/2017	14	14-UD-C-43-0-68	UD	C	43		12	0	68	BFET	WI	WI			0	68	VT	WI	WI	NR													
8/5/2017	14	14-UD-C-43-0-48	UD	C	43		13	0	48	BFET	WI	WI			0	48	VT	WI	WI	NR													
8/5/2017	14	14-UD-C-43-0-45	UD	C	43		14	0	45	VT	P	P			0	45	VT	P	RI	NR													
8/5/2017	14	14-UD-C-43-0-66	UD	C	43		15	0	66	BFET	WI	WI			0	66	VT	WI	WI	NR													
8/5/2017	14	14-UD-C-43-0-71	UD	C	43		16	0	71	BFET	WI	WI			0	71	VT	WI	WI	NR													
8/5/2017	14	14-UD-C-43-14-61	UD	C	43		17	14	61	BFET	WI	WI			14	61	VT	WI	WI	NR													
8/5/2017	14	14-UD-C-43-15-28	UD	C	43		18	15	28	BFET	WI	WI			15	28	VT	WI	WI	NR													
8/5/2017	14	14-UD-C-43-76-14	UD	C	43		19	76	14	VT	P	P			76	14	VT	P	RI	NR													
8/5/2017	14	14-UD-C-44-12-157	UD	C	44		1	12	157	BFET	WI	WI			12	157	VT	WI	WI	NR													
8/5/2017	14	14-UD-C-44-27-157	UD	C	44		2	27	157	BFET	WI	WI			27	157	VT	WI	WI	R			38" HWR		35	157	38	0	38		14-UD-C-44-35-157-1	1	WR
8/5/2017	14	14-UD-C-44-34-157	UD	C	44		3	34	157	VT	P	P			34	157	VT	P	RI	R					35	157	38	0	38		14-UD-C-44-35-157-1	1	WR
8/5/2017	14	14-UD-C-44-40-0	UD	C	44		4	40	0	VT	UC	UC			40	0	VT	UC	UC	R					35	157	38	0	38		14-UD-C-44-35-157-1	1	WR
8/5/2017	14	14-UD-C-44-0-145	UD	C	44		5	0	145	BFET	WI	WI			0	145	VT	WI	WI	NR													
8/5/2017	14	14-UD-C-44-0-135	UD	C	44		6	0	135	BFET	WI	WI			0	135	VT	WI	WI	NR													
8/5/2017	14	14-UD-C-44-0-123	UD	C	44		7	0	123	BFET	WI	WI			0	123	VT	WI	WI	NR													
8/5/2017	14	14-UD-C-44-60-135	UD	C	44		8	60	135	BFET	WI	WI			60	135	VT	WI	WI	NR													
8/5/2017	14	14-UD-C-44-0-114	UD	C	44		9	0	114	BFET	WI	WI			0	114	VT	WI	WI	R			12"VWR		0	112	0	12	12		14-UD-C-44-0-112-2	2	WR
8/5/2017	14	14-UD-C-44-0-109	UD	C	44		10	0	109	BFET	WI	WI			0	109	VT	WI	WI	R					0	112	0	12	12		14-UD-C-44-0-112-2	2	WR
8/5/2017	14	14-UD-C-44-12-80	UD	C	44	N	11	12	80	BFET	WI	WI			12	80	VT	WI	WI	R			MF: Re-weld 3" Dia, GN, ~6"H X 6"V		12	80	6	6	12		14-UD-C-44-12-80-3	3	WR
8/5/2017	14	14-UD-C-44-43-84	UD	C	44		12	43	84	VT	DENT	D			43	84	VT	DENT	D	NR													
8/5/2017	14	14-UD-C-44-60-58	UD	C	44		13	60	58	BFET	WI	WI			60	58	VT	WI	WI	NR													
8/5/2017	14	14-UD-C-44-0-49	UD	C	44		14	0	49	BFET	WI	WI			0	49	VT	WI	WI	NR													
8/5/2017	14	14-UD-C-44-4-24	UD	C	44		15	4	24	VT	DENT	D			4	24	VT	DENT	D	R			8"H X 8"V TSPP		4	24	8	8	32	64	14-UD-C-44-4-24-4	4	TSPP
8/5/2017	14	14-UD-C-45-18-157	UD	C	45		1	18	157	VT	P	P			18	157	VT	P	RI	R			18" HWR		18	157	18	0	18		14-UD-C-45-18-157-1	1	WR
8/5/2017	14	14-UD-C-45-37-157	UD	C	45		2	37	157	BFET	WI	WI			37	157	VT	WI	WI	R			18" HWR		40	156	28	0	28		14-UD-C-45-40-156-2	2	WR
8/5/2017	14	14-UD-C-45-48-157	UD	C	45		3	48	157	VT	P	P			48	157	VT	P	RI	R					40	156	28	0	28		14-UD-C-45-40-156-2	2	WR
8/5/2017	14	14-UD-C-45-0-152	UD	C	45		4	0	152	BFET	WI	WI			0	152	VT	WI	WI	R			8" VWR		0	152	0	8	8		14-UD-C-45-0-152-3	3	WR
8/5/2017	14	14-UD-C-45-0-135	UD	C	45		5	0	135	BFET	WI	WI			0	135	VT	WI	WI	R			6" VWR		0	135	0	6	6		14-UD-C-45-0-135-4	4	WR
8/5/2017	14	14-UD-C-45-40-122	UD	C	45		6	40	122	VT	DENT	D			40	122	VT	DENT	D	R			6" PP		40	122	6	0	18.84956	28.27433	14-UD-C-45-40-122-5	5	PP
8/5/2017	14	14-UD-C-45-0-118	UD	C	45		7	0	118	BFET	WI	WI			0	118	VT	WI	WI	R			20" VWR		0	110	0	20	20		14-UD-C-45-0-110-6	6	WR
8/5/2017	14	14-UD-C-45-0-114	UD	C	45		8	0	114	BFET	WI	WI			0	114	VT	WI	WI	R					0	110	0	20	20		14-UD-C-45-0-110-6	6	WR
8/5/2017	14	14-UD-C-45-0-102	UD	C	45		9	0	102	BFET	WI	WI			0	102	VT	WI	WI	R					0	110	0	20	20		14-UD-C-45-0-110-6	6	WR
8/5/2017	14	14-UD-C-45-0-88	UD	C	45		10	0	88	VT	P	P			0	88	VT	P	RI	R			8" VWR		0	88	0	8	8		14-UD-C-45-0-88-7	7	WR
8/5/2017	14	14-UD-C-45-76-88	UD	C	45		11	76	88	VT	P	P			76	88	VT	P	RI	R			6" VWR + RW END CP		76	88	0	6	6		14-UD-C-45-76-88-8	8	WR
8/5/2017	14	14-UD-C-45-0-36	UD	C	45		12	0	36	VT	P	P			0	36	VT	P	RI	R			15" VWR		0	32	0	15	15		14-UD-C-45-0-32-9	9	WR
8/5/2017	14	14-UD-C-45-0-25	UD	C	45		13	0	25	VT	P	P			0	25	VT	P	RI	R					0	32	0	15	15		14-UD-C-45-0-32-9	9	WR
8/5/2017	14	14-UD-C-45-61-28	UD	C	45		14	61	28	BFET	WI	WI			61	28	VT	WI	WI	R			6" VWR		61	28	0	6	6		14-UD-C-45-61-28-10	10	WR

			Shell Location			Master Features Legend	TesTex NDE								EEI NDE								Notes	Photo Links	Recommended Repairs								Repair Type Legend
Date	Tank No.	Overall ID	General Location			Master Feature	TesTex Indication ID on Plate	TexTex Reported Indication Location		TesTex NDE		SIMPLIFIED INDICATION TYPE	Minimum Wall Thickness (in)	Depth of Topside Indication(in)	Center of indication: X (in)	Center of indication: Y (in)	Method	Indication Type	SIMPLIFIED INDICATION TYPE	EEI Recommendation (Repair or No Repair)	Minimum Thickness (in)	Depth (in)			Center of Repair: X (in)	Center of Repair: Y (in)	Width or Dia (in)	Height (in)	Length of Weld (in)	Area of PP (sq in)	EEI repair No.	Repair No. on Plate	Repair Type (Patch, Weld, Other)
			Location in Tank	Shell Course	Plate Number			X Coordinate (in)	Y Coordinate (in)	Method	Indication Type																						
8/5/2017	14	14-UD-C-45-21-0	UD	C	45		15	21	0	BFET	WI	WI			21	0	VT	WI	WI	R			40" HWR		20	0	40	0	40		14-UD-C-45-20-0-11	11	WR
8/5/2017	14	14-UD-C-46-28-157	UD	C	46		1	28	157	VT	P	P			28	157	VT	P	RI	R			42" HWR		38	156	42	0	42		14-UD-C-46-38-156-1	1	WR
8/5/2017	14	14-UD-C-46-34-157	UD	C	46		2	34	157	BFET	WI	WI			34	157	VT	WI	WI	R					38	156	42	0	42		14-UD-C-46-38-156-1	1	WR
8/5/2017	14	14-UD-C-46-38-157	UD	C	46		3	38	157	VT	P	P			38	157	VT	P	RI	R					38	156	42	0	42		14-UD-C-46-38-156-1	1	WR
8/5/2017	14	14-UD-C-46-54-157	UD	C	46		4	54	157	VT	P	P			54	157	VT	P	RI	R					38	156	42	0	42		14-UD-C-46-38-156-1	1	WR
8/5/2017	14	14-UD-C-46-0-135	UD	C	46		5	0	135	BFET	WI	WI			0	135	VT	WI	WI	R			28" VWR		0	126	0	28	28		14-UD-C-46-0-126-2	2	WR
8/5/2017	14	14-UD-C-46-0-129	UD	C	46		6	0	129	BFET	WI	WI			0	129	VT	WI	WI	R					0	126	0	28	28		14-UD-C-46-0-126-2	2	WR
8/5/2017	14	14-UD-C-46-0-118	UD	C	46		7	0	118	VT	P	P			0	118	VT	P	RI	R					0	126	0	28	28		14-UD-C-46-0-126-2	2	WR
8/5/2017	14	14-UD-C-46-60-127	UD	C	46		8	60	127	VT	P	P			60	127	VT	P	RI	R			32" VWR		60	127	0	32	32		14-UD-C-46-60-127-3	3	WR
8/5/2017	14	14-UD-C-46-32-102	UD	C	46		9	32	102	VT	DENT	D			32	102	VT	DENT	D	NR			NR										
8/5/2017	14	14-UD-C-46-0-35	UD	C	46		10	0	35	BFET	WI	WI			0	35	VT	WI	WI	R			6" VWR		0	35	0	6	6		14-UD-C-46-0-35-4	4	WR
8/5/2017	14	14-UD-C-46-0-24	UD	C	46		11	0	24	BFET	WI	WI			0	24	VT	WI	WI	R			26" VWR		0	13	0	26	26		14-UD-C-46-0-13-5	5	WR
8/5/2017	14	14-UD-C-46-0-16	UD	C	46		12	0	16	BFET	WI	WI			0	16	VT	WI	WI	R					0	13	0	26	26		14-UD-C-46-0-13-5	5	WR
8/5/2017	14	14-UD-C-46-0-3	UD	C	46		13	0	3	BFET	WI	WI			0	3	VT	WI	WI	R					0	13	0	26	26		14-UD-C-46-0-13-5	5	WR
8/5/2017	14	14-UD-C-46-3-0	UD	C	46		14	3	0	BFET	WI	WI			3	0	VT	WI	WI	R			60" HWR		30	0	60	0	60		14-UD-C-46-30-0-6	6	WR
8/5/2017	14	14-UD-C-46-32-0	UD	C	46		15	32	0	BFET	WI	WI			32	0	VT	WI	WI	R					30	0	60	0	60		14-UD-C-46-30-0-6	6	WR
8/5/2017	14	14-UD-C-46-60-14	UD	C	46		16	60	14	VT	P	P			60	14	VT	P	RI	R			6" VWR		60	14	0	6	6		14-UD-C-46-60-14-7	7	WR
8/7/2017	14	14-UD-C-47-1-156	UD	C	47		1	1	156	VT	P	P			1	156	VT	P	RI	R			60" HWR		30	156	60	0	60		14-UD-C-47-30-156-1	1	WR
8/7/2017	14	14-UD-C-47-5-156	UD	C	47		2	5	156	BFET	WI	WI			5	156	VT	WI	WI	R					30	156	60	0	60		14-UD-C-47-30-156-1	1	WR
8/7/2017	14	14-UD-C-47-10-156	UD	C	47		3	10	156	BFET	WI	WI			10	156	VT	WI	WI	R					30	156	60	0	60		14-UD-C-47-30-156-1	1	WR
8/7/2017	14	14-UD-C-47-16-156	UD	C	47		4	16	156	BFET	WI	WI			16	156	VT	WI	WI	R					30	156	60	0	60		14-UD-C-47-30-156-1	1	WR
8/7/2017	14	14-UD-C-47-22-156	UD	C	47		5	22	156	BFET	WI	WI			22	156	VT	WI	WI	R					30	156	60	0	60		14-UD-C-47-30-156-1	1	WR
8/7/2017	14	14-UD-C-47-25-156	UD	C	47		6	25	156	VT	P	P			25	156	VT	P	RI	R					30	156	60	0	60		14-UD-C-47-30-156-1	1	WR
8/7/2017	14	14-UD-C-47-46-156	UD	C	47		7	46	156	VT	TS	TS		0.125	46	156	VT	TS	TS	R			TC WR		30	156	60	0	60		14-UD-C-47-30-156-1	1	WR
8/7/2017	14	14-UD-C-47-58-156	UD	C	47		8	58	156	VT	P	P			58	156	VT	P	RI	R			see IND #1		30	156	60	0	60		14-UD-C-47-30-156-1	1	WR
8/7/2017	14	14-UD-C-47-0-132	UD	C	47		9	0	132	VT	P	P			0	132	VT	P	RI	R			4" VWR		0	132	0	4	4		14-UD-C-47-0-132-3	3	WR
8/7/2017	14	14-UD-C-47-20-132	UD	C	47		10	20	132	VT	DENT	D			20	132	VT	DENT	D	R			6" PP		20	132	6	0	18.84956	28.27433	14-UD-C-47-20-132-4	4	PP
8/7/2017	14	14-UD-C-47-0-120	UD	C	47		11	0	120	VT	P	P			0	120	VT	P	RI	R			4" VWR		0	120	0	4	4		14-UD-C-47-0-120-5	5	WR
8/7/2017	14	14-UD-C-47-58-101	UD	C	47		12	58	101	VT	P	P			58	101	VT	P	RI	R			33" VWR		58	108	0	33	33		14-UD-C-47-58-108-6	6	WR
8/7/2017	14	14-UD-C-47-58-108	UD	C	47		13	58	108	VT	P	P			58	108	VT	P	RI	R					58	108	0	33	33		14-UD-C-47-58-108-6	6	WR
8/7/2017	14	14-UD-C-47-58-114	UD	C	47		14	58	114	VT	P	P			58	114	VT	P	RI	R					58	108	0	33	33		14-UD-C-47-58-108-6	6	WR
8/7/2017	14	14-UD-C-47-0-94	UD	C	47		15	0	94	VT	P	P			0	94	VT	P	RI	R			6" VWR		0	94	0	6	6		14-UD-C-47-0-94-7	7	WR
8/7/2017	14	14-UD-C-47-14-82	UD	C	47		16	14	82	VT	DENT	D			14	82	VT	DENT	D	NR			NR										
8/7/2017	14	14-UD-C-47-5-54	UD	C	47	N	17	5	54	BFET	WI	WI			5	54	VT	WI	WI	R			3" GN RW 9-12 o'clock		5	54	6	0	6		14-UD-C-47-5-54-8	8	WR
8/7/2017	14	14-UD-C-47-18-16	UD	C	47		18	18	16	VT	DENT	D			18	16	VT	DENT	D	NR			NR										
8/7/2017	14	14-UD-C-47-25-132	UD	C	47										25	132	VT	DENT	D	R			6"H X 6"V PP		25	132	6	0	18.84956	28.27433	14-UD-C-47-25-132-9	9	PP
8/7/2017	14	14-UD-C-47-45-156	UD	C	47										45	156	VT	DENT	D	R			6"H X 6"V TSPP		45	156	6	6	24	36	14-UD-C-47-45-156-10	10	tspp
8/7/2017	14	14-UD-C-48-19-156	UD	C	48		1	19	156	BFET	WI	WI			19	156	VT	WI	WI	R			4" HWR		19	156	4	0	4		14-UD-C-48-19-156-1	1	WR
8/7/2017	14	14-UD-C-48-37-156	UD	C	48		2	37	156	BFET	WI	WI			37	156	VT	WI	WI	R			4" HWR		37	156	4	0	4		14-UD-C-48-37-156-2	2	WR
8/7/2017	14	14-UD-C-48-60-143	UD	C	48		3	60	143	BFET	WI	WI			60	143	VT	WI	WI	R			10"HWR		60	143	10	0	10		14-UD-C-48-60-143-3	3	WR
8/7/2017	14	14-UD-C-48-4-130	UD	C	48		4	4	130	VT	TS	TS		0.094	4	130	VT	TS	TS	R			6" TSPP		4	130	6	6	24	36	14-UD-C-48-4-130-4	4	TSPP
8/7/2017	14	14-UD-C-48-77-122	UD	C	48		5	77	122	VT	P	P			77	122	VT	P	RI	R			12" VWR		77	122	0	12	12		14-UD-C-48-77-122-5	5	WR
8/7/2017	14	14-UD-C-48-77-119	UD	C	48		6	77	119	BFET	WI	WI			77	119	VT	WI	WI	R					77	122	0	12	12		14-UD-C-48-77-122-5	5	WR
8/7/2017	14	14-UD-C-48-77-114	UD	C	48		7	77	114	VT	P	P			77	114	VT	P	RI	R					77	122	0	12	12		14-UD-C-48-77-122-5	5	WR
8/7/2017	14	14-UD-C-48-28-103	UD	C	48		8	28	103	VT	TS	TS		0.094	28	103	VT	TS	TS	R			6" PP		28	103	6	6	12		14-UD-C-48-28-103-6	6	WR
8/7/2017	14	14-UD-C-48-3-87	UD	C	48		9	3	87	VT	P	P			3	87	VT	P	RI	R			41" VWR		3	87	0	41	41		14-UD-C-48-3-87-7	7	WR
8/7/2017	14	14-UD-C-48-5-70	UD	C	48		10	5	70	VT	P	P			5	70	VT	P	RI	R					3	87	0	41	41		14-UD-C-48-3-87-7	7	WR
8/7/2017	14	14-UD-C-48-77-67	UD	C	48		11	77	67	BFET	WI	WI			77	67	VT	WI	WI	R			4" VWR		77	67	0	4	4		14-UD-C-48-77-67-8	8	WR
8/7/2017	14	14-UD-C-48-9-50	UD	C	48		12	9	50	VT	P	P			9	50	VT	P	RI	R			see IND #9		3	87	0	41	41		14-UD-C-48-3-87-7	7	WR
8/7/2017	14	14-UD-C-48-0-38	UD	C	48		13	0	38	VT	P	P			0	38	VT	P	RI	R			8" VWR		0	38	0	8	8		14-UD-C-48-0-38-9	9	WR
8/7/2017	14	14-UD-C-48-10-29	UD	C	48		14	10	29	VT	P	P			10	29	VT	P	RI	R			6" VWR		10	29	0	6	6		14-UD-C-48-10-29-10	10	WR
8/7/2017	14	14-UD-C-48-0-0	UD	C	48		15	0	0	VT	P	P			0	0	VT	P	RI	R			RW END CP		0	0	4	0	4		14-UD-C-48-0-0-11	11	WR
8/7/2017	14	14-UD-C-48-77-31	UD	C	48		16	77	31	BFET	WI	WI			77	31	VT	WI	WI	R			16" VWR		77	31	0	16	16		14-UD-C-48-77-31-12	12	WR
8/7/2017	14	14-UD-C-48-77-25	UD	C	48		17	77	25	BFET	WI	WI			77	25	VT	WI	WI	R					77	31	0	16	16		14-UD-C-48-77-31-12	12	WR
8/7/2017	14	14-UD-C-48-29-0	UD	C	48		18	29	0	BFET	WI	WI			29	0	VT	WI	WI	R			24" HWR		29	0	24	0	24		14-UD-C-48-29-0-13	13	WR

			Shell Location			Master Features Legend	TesTex NDE								EEI NDE								Notes	Photo Links	Recommended Repairs								Repair Type Legend
Date	Tank No.	Overall ID	General Location			Master Feature	TesTex Indication ID on Plate	TexTex Reported Indication Location		TesTex NDE			Minimum Wall Thickness (in)	Depth of Topside Indication(in)	Center of indication: X (in)	Center of indication: Y (in)	Method	Indication Type	SIMPLIFIED INDICATION TYPE	EEI Recommendation (Repair or No Repair)	Minimum Thickness (in)	Depth (in)			Center of Repair: X (in)	Center of Repair: Y (in)	Width or Dia (in)	Height (in)	Length of Weld (in)	Area of PP (sq in)	EEI repair No.	Repair No. on Plate	Repair Type (Patch, Weld, Other)
			Location in Tank	Shell Course	Plate Number			X Coordinate (in)	Y Coordinate (in)	Method	Indication Type	SIMPLIFIED INDICATION TYPE																					
8/7/2017	14	14-UD-C-48-15-12	UD	C	48		19	15	12	BFET	WI	WI			15	12	VT	WI	WI	R			6" VWR		15	12	0	6	6		14-UD-C-48-15-12-14	14	WR
8/7/2017	14	14-UD-C-48-28-125	UD	C	48	PP									28	125				N/A			existing 3"D PP										
8/7/2017	14	14-UD-C-48-0-156	UD	C	48										0	156	VT	LOF	LOF	R			RW END CP		0	156	4	0	4		14-UD-C-48-0-156-15	15	WR
7/27/2017	14	14-UD-B-1-0-122	UD	B	1		1	0	122	VT	P	P			0	122	VT	P	RI	R			54" VWR		0	112	0	54	54		14-UD-B-1-0-112-1	1	WR
7/27/2017	14	14-UD-B-1-0-103	UD	B	1		2	0	103	VT	P	P			0	103	VT	P	RI	R					0	112	0	54	54		14-UD-B-1-0-112-1	1	WR
7/27/2017	14	14-UD-B-1-25-101	UD	B	1		3	25	101	VT	P	P			25	101	VT	P	RI	R			26" VWR		25	93	0	26	26		14-UD-B-1-25-93-2	2	WR
7/27/2017	14	14-UD-B-1-28-61	UD	B	1		4	28	64	VT	P	P			28	61	VT	P	RI	R			RW END CP		28	62	0	4	4		14-UD-B-1-28-62-3	3	WR
7/27/2017	14	14-UD-B-1-1-46	UD	B	1		5	1	46	VT	P	P			1	46	VT	P	RI	R			6" VWR		1	46	0	6	6		14-UD-B-1-1-46-4	4	WR
7/27/2017	14	14-UD-B-1-25-72	UD	B	1		6	25	101	BFET	P	P			25	72	VT	LOF	LOF	R			Duplicate report by TesTex		25	72	4	0	4		14-UD-B-1-25-72-5	5	WR
7/27/2017	14	14-UD-B-1-2.5-12	UD	B	1		7	2.5	92	VT	TSP	TS		5/32	2.5	12	VT	TS	TS	R			TSP WR		2	72	0	4	4		14-UD-B-1-2-72-6	6	WR
7/27/2017	14	14-UD-B-1-0-	UD	B	1		8	28	64	VT	P	P			0		VT			N/A			Duplicate report by TesTex										
7/27/2017	14	14-UD-B-1-0-	UD	B	1		9	12	59	VT	TSP	TS		5/32	0		VT			N/A			Not found as reported by TesTex										
7/27/2017	14	14-UD-B-1-0-	UD	B	1		10	1	46	VT	P	P			0		VT			N/A			Duplicate report by TesTex										
7/27/2017	14	14-UD-B-1-3-31	UD	B	1	PP	11	3	31	VT	TSP	TS		5/32	3	31	VT	TS	TS	R			6" TSPP		3	31	6	6	24	36	14-UD-B-1-3-31-7	7	TSPP
7/27/2017	14	14-UD-B-1-20-10	UD	B	1	PP	12	20	10	VT	TSP	TS		5/32	20	10	VT	TS	TS	R			6" PP		20	10	6	0	18.84956	28.27433	14-UD-B-1-20-10-8	8	PP
7/27/2017	14	14-UD-B-2-0-64	UD	B	2		1	0	64	BFET	P	P			0	64	VT	P	RI	R			see PL #B1		0	64	0	4	4		14-UD-B-2-0-64-1	1	WR
7/27/2017	14	14-UD-B-2-12-0	UD	B	2		2	14	0	VT	UC	UC		5/32	12	0	VT	UC	UC	R			24" HWR		12	0	24	0	24		14-UD-B-2-12-0-2	2	WR
7/27/2017	14	14-UD-B-2-60-54	UD	B	2		3	60	36-72	VT	P	P			60	54	VT	P	RI	R			52" VWR		60	26	0	52	52		14-UD-B-2-60-26-3	3	WR
7/27/2017	14	14-UD-B-3-35-124	UD	B	3		1	35	124	LFET	BC	BC	0.135		35	124	PAUT	AMINATIO	LAM	NR			NR LAMINATION										
7/27/2017	14	14-UD-B-3-20-144	UD	B	3	PP	2	20	144	VT	DENT	D			20	144	VT	DENT	D	R			6" PP		20	144	6	0	18.84956	28.27433	14-UD-B-3-20-144-1	1	PP
7/27/2017	14	14-UD-B-3-50-138	UD	B	3	PP	3	50	138	VT	DENT	D		7/64	50	138	VT	DENT	D	R			8" PP		50	138	8	8	32	64	14-UD-B-3-50-138-2	2	PP
7/27/2017	14	14-UD-B-3-33-142	UD	B	3										33	142	PAUT	AMINATIO	LAM	NR			LAMINATION										
7/27/2017	14	14-UD-B-3-23-124	UD	B	3	PP									23	124	VT	UC	UC	R			existing 3" PP		23	124	6	0	6		14-UD-B-3-23-124-3	3	WR
7/27/2017	14	14-UD-B-3-36-157	UD	B	3										36	157	VT	P	RI	R			26" HWR		36	157	26	0	26		14-UD-B-3-36-157-4	4	WR
7/27/2017	14	14-UD-B-4-10-16	UD	B	4										10	16	VT	DENT	D	R			Pit 0.160 deep, WR 4"		10	16	0	4	4		14-UD-B-4-10-16-2	2	WR
7/27/2017	14	14-UD-B-4-4-120	UD	B	4										4	120	VT	DENT	D	R			Pit>0.180 deep, WR 4"		4	120	0	4	4		14-UD-B-4-4-120-1	1	WR
7/27/2017	14	14-UD-B-5-43-156	UD	B	5		1	43	156	VT	P	P			43	156	VT	P	RI	R			Porosity WR 4"		43	156	0	4	4		14-UD-B-5-43-156-1	1	WR
7/27/2017	14	14-UD-B-5-0-76	UD	B	5		2	0	76	VT	P	P			0	76	VT	P	RI	R			Porosity WR 4"		0	76	0	4	4		14-UD-B-5-0-76-2	2	WR
7/27/2017	14	14-UD-B-5-0-84	UD	B	5		3	0	84	VT	P	P			0	84	VT	P	RI	R			Porosity WR 4"		0	84	0	4	4		14-UD-B-5-0-84-3	3	WR
7/27/2017	14	14-UD-B-5-19-17	UD	B	5										19	17	VT	GOUGE	G	R			pit depth 100, WR 4"		19	17	0	4	4		14-UD-B-5-19-17-4	4	WR
7/28/2017	14	14-UD-B-6-29-0	UD	B	6		1	29	0	VT	P	P			29	0	VT	P	RI	R			Porosity WR 4"		29	0	0	4	4		14-UD-B-6-29-0-1	1	WR
7/28/2017	14	14-UD-B-6-57-40	UD	B	6		2	57	40	VT	P	P			57	40	VT	UC	UC	NR			NR uc < .090"										
7/28/2017	14	14-UD-B-6-0-36	UD	B	6		3	0	36	VT	P	P			0	36	VT	UC	UC	NR			NR uc < .090"										
7/28/2017	14	14-UD-B-7-23-38	UD	B	7	PP	1	23	38	VT	DENT	D			23	38	VT	DENT	D	R			Patch		23	38	8	8	32	64	14-UD-B-7-23-38-1	1	PP
7/28/2017	14	14-UD-B-8-16-52	UD	B	8	PP	1	16	52	VT	DENT	D			16	52	VT	DENT	D	R			Patch		16	52	8	8	32	64	14-UD-B-8-16-52-1	1	PP
7/28/2017	14	14-UD-B-8-48-77	UD	B	8	PP	2	48	77	VT	DENT	D			48	77	VT	DENT	D	R			Patch		48	77	8	8	32	64	14-UD-B-8-48-77-2	2	PP
7/28/2017	14	14-UD-B-8-60-96	UD	B	8		3	60	84	VT	P	P			60	96	VT	P	RI	R			WR 24"		60	96	0	24	24		14-UD-B-8-60-96-3	3	WR
7/28/2017	14	14-UD-B-8-22-130	UD	B	8		4	22	130	VT	DENT	D			22	130	VT	DENT	D	R			DENT, Patch		22	130	8	8	32	64	14-UD-B-8-22-130-4	4	PP
7/28/2017	14	14-UD-B-8-9-138	UD	B	8		5	9	138	VT	DENT	D			9	138	VT	DENT	D	R			DENT, Patch		9	138	8	8	32	64	14-UD-B-8-9-138-5	5	PP
7/28/2017	14	14-UD-B-8-66-78	UD	B	8	N									66	78				N/A			Nozzle Cap										
7/28/2017	14	14-UD-B-9-56-93	UD	B	9		1	56	93	VT	P	P			56	93	VT	P	RI	R			Porosity		56	93	0	36	36		14-UD-B-9-56-93-1	1	WR
7/28/2017	14	14-UD-B-9-11-84	UD	B	9		2	11	84	VT	DENT	D			11	84	VT	GOUGE	G	R			DENT		11	84	6	0	18.84956	28.27433	14-UD-B-9-11-84-2	2	PP
7/28/2017	14	14-UD-B-9-45-0	UD	B	9		3	45	0	VT	BULGE	B			45	0	VT	BULGE	B	NR			BULGE										
7/28/2017	14	14-UD-B-10-10-0	UD	B	10		1	10	0	VT	P	P			10	0	VT	P	RI	R			Porosity		16	0	18	0	18		14-UD-B-10-16-0-1	1	WR
7/28/2017	14	14-UD-B-10-21-0	UD	B	10		2	21	0	VT	P	P			21	0	VT	P	RI	R			Porosity		16	0	18	0	18		14-UD-B-10-16-0-1	1	WR
7/28/2017	14	14-UD-B-10-0-17	UD	B	10		3	0	17	VT	P	P			0	17	VT	P	RI	R			Porosity		0	17	8	0	8		14-UD-B-10-0-17-2	2	WR
7/28/2017	14	14-UD-B-10-0-43	UD	B	10		4	0	43	VT	DENT	D			0	43	VT	DENT	D	NR			DENT										
7/28/2017	14	14-UD-B-11-59-150	UD	B	11		1	59	144	VT	P	P			59	150	VT	P	RI	R			4" HR		59	150	0	16	16		14-UD-B-11-59-150-1	1	WR
7/28/2017	14	14-UD-B-11-0-81	UD	B	11		2	0	81	VT	P	P			0	81	VT	P	RI	R			4" HR		0	81	0	6	6		14-UD-B-11-0-81-2	2	WR
7/28/2017	14	14-UD-B-11-0-60	UD	B	11		3	0	60	VT	P	P			0	60	VT	P	RI	R			4" HR		0	60	0	8	8		14-UD-B-11-0-60-3	3	WR
7/28/2017	14	14-UD-B-11-0-30	UD	B	11		4	0	30	VT	P	P			0	30	VT	P	RI	R			4" HR		0	30	0	12	12		14-UD-B-11-0-30-4	4	WR
9/11/2017	14	14-UD-B-11-31-122	UD	B	11										31	122	VT	P	RI	R			4" HWR		31	122	6	2	8		14-UD-B-11-31-122-5	5	WR
7/28/2017	14	14-UD-B-12-49-36	UD	B	12		1	49	36	VT	DENT	D			49	36	VT	DENT	D	R			4" HR		49	36	10	10	40	100	14-UD-B-12-49-36-1	1	PP
7/28/2017	14	14-UD-B-12-0-156	UD	B	12		2	0	153	VT	P	P			0	156	VT	P	RI	R			4" HR		0	156	4	4	8		14-UD-B-12-0-156-2	2	WR
7/28/2017	14	14-UD-B-12-52-154	UD	B	12		3	52	153	VT	P	P			52	154	VT	P	RI	R			4" HR		52	154	0	4	4		14-UD-B-12-52-154-3	3	WR

			Shell Location			Master Features Legend	TesTex NDE							EEI NDE								Notes	Photo Links	Recommended Repairs								Repair Type Legend
Date	Tank No.	Overall ID	General Location			Master Feature	TesTex Indication ID on Plate	TexTex Reported Indication Location		TesTex NDE		SIMPLIFIED INDICATION TYPE	Minimum Wall Thickness (in)	Depth of Topside Indication(in)	Center of indication: X (in)	Center of indication: Y (in)	Method	Indication Type	SIMPLIFIED INDICATION TYPE	EEI Recommendation (Repair or No Repair)	Minimum Thickness (in)	Depth (in)			Center of Repair: X (in)	Center of Repair: Y (in)	Width or Dia (in)	Height (in)	Length of Weld (in)	Area of PP (sq in)	EEI repair No.	Repair No. on Plate	Repair Type (Patch, Weld, Other)
			Location in Tank	Shell Course	Plate Number			X Coordinate (in)	Y Coordinate (in)	Method	Indication Type																					
7/28/2017	14	14-UD-B-13-0-152	UD	B	13		1	0	152	VT	P	P			0	152	VT	P	RI	R			4" HR		0	152	0	4	4		14-UD-B-13-0-152-1	1	WR
7/28/2017	14	14-UD-B-13-0-102	UD	B	13		2	0	102	VT	P	P			0	102	VT	P	RI	R			4" HR		0	102	0	8	8		14-UD-B-13-0-102-2	2	WR
7/28/2017	14	14-UD-B-13-0-35	UD	B	13		3	0	35	VT	P	P			0	35	VT	P	RI	R			4" HR		0	35	0	4	4		14-UD-B-13-0-35-3	3	WR
7/28/2017	14	14-UD-B-13-29-47	UD	B	13		4	29	47	VT	P	P			29	47	VT	P	RI	R			4" HR		29	47	0	4	4		14-UD-B-13-29-47-4	4	WR
7/28/2017	14	14-UD-B-14-19-154	UD	B	14		1	19	154	VT	P	P			19	154	VT	P	RI	NR			NR										
	14	14-UD-B-15-52-116	UD	B	15		1	52	116	VT	P	P			52	116	VT	P	RI	R			Porosity, WR 4"		52	116	0	4	4		14-UD-B-15-52-116-1	1	WR
	14	14-UD-B-15-0-100	UD	B	15		2	0	100	VT	P	P			0	100	VT	P	RI	R			Porosity, WR 4"		0	100	0	4	4		14-UD-B-15-0-100-2	2	WR
	14	14-UD-B-15-0-91	UD	B	15		3	0	91	VT	P	P			0	91	VT	P	RI	R			Porosity, WR 4"		0	91	0	4	4		14-UD-B-15-0-91-3	3	WR
	14	14-UD-B-15-0-81	UD	B	15		4	0	81	VT	P	P			0	81	VT	P	RI	R			Porosity, WR 4"		0	81	0	4	4		14-UD-B-15-0-81-4	4	WR
	14	14-UD-B-15-56-40	UD	B	15		5	56	40	VT	P	P			56	40	VT	P	RI	NR			NR										
	14	14-UD-B-16-32-0	UD	B	16		1	32	0	VT	P	P			32	0	VT	P	RI	R			Porosity, WR 4"		32	0	0	4	4		14-UD-B-16-32-0-1	1	WR
	14	14-UD-B-17-34-111	UD	B	17		1	34	111	VT	P	P			34	111	VT	P	RI	R			Porosity, Grind (blend/smooth)		34	111	1	1	2		14-UD-B-17-34-111-1	1	wr
	14	14-UD-B-17-0-0	UD	B	17		2	0	0	VT	P	P			0	0	VT	P	RI	R			Porosity, WR 4"		0	0	0	4	4		14-UD-B-17-0-0-2	2	WR
	14	14-UD-B-18-60-0	UD	B	18		1	60	0	VT	P	P			60	0	VT	P	RI	R			Porosity, WR 4"		60	0	0	4	4		14-UD-B-18-60-0-1	1	WR
	14	14-UD-B-18-5-156	UD	B	18		2	5	156	VT	P	P			5	156	VT	P	RI	R			Porosity, WR 4"		5	156	0	4	4		14-UD-B-18-5-156-2	2	WR
	14	14-UD-B-19-24-155	UD	B	19		1	24	155	VT	P	P			24	155	VT	P	RI	R			Porosity, WR 4"		24	155	0	4	4		14-UD-B-19-24-155-1	1	WR
	14	14-UD-B-19-12-114	UD	B	19	PP									12	114				N/A			Existing 3" patch feature										
	14	14-UD-B-20-51-0	UD	B	20		1	51	0	VT	P	P			51	0	VT	P	RI	R			Porosity, WR 4"		51	0	0	4	4		14-UD-B-20-51-0-1	1	WR
	14	14-UD-B-20-57-64	UD	B	20		2	57	64	VT	P	P			57	64	VT	GOUGE	G	R			Porosity, Gouge, WR 4"		57	64	0	4	4		14-UD-B-20-57-64-2	2	WR
	14	14-UD-B-20-58-109	UD	B	20		3	58	109	VT	P	P			58	109	VT	P	RI	R			Porosity, WR 4"		58	109	0	4	4		14-UD-B-20-58-109-3	3	WR
	14	14-UD-B-20-19-156	UD	B	20		4	19	156	BFET	WI	WI			19	156	MT	LOF	LOF	R			MT:Linear, 4" Grind, MT, WR		19	156	0	4	4		14-UD-B-20-19-156-4	4	WR
	14	14-UD-B-20-50-80	UD	B	20	N									50	80				N/A			capped nozzle										
	14	14-UD-B-21-10-155	UD	B	21		1	10	155	VT	P	P			10	155	VT	P	RI	R			Porosity, WR 4"		10	155	0	4	4		14-UD-B-21-10-155-1	1	WR
	14	14-UD-B-21-0-110	UD	B	21		2	0	110	VT	P	P			0	110	VT	P	RI	R			Porosity, WR 4"		0	110	0	4	4		14-UD-B-21-0-110-2	2	WR
	14	14-UD-B-21-0-96	UD	B	21		3	0	96	VT	P	P			0	96	VT	P	RI	R			Porosity Blend Grind		0	96	0	4	4		14-UD-B-21-0-96-3	3	wr
	14	14-UD-B-21-54-81	UD	B	21		4	54	81	VT	P	P			54	81	VT	P	RI	R			Porosity, WR 4"		54	81	0	4	4		14-UD-B-21-54-81-4	4	WR
	14	14-UD-B-21-41-51	UD	B	21		5	41	51	VT	DENT	D			41	51	VT	DENT	D	R			DENT, Patch		1	51	6	0	12	0	14-UD-B-21-1-51-5	5	TSPP
	14	14-UD-B-21-0-74	UD	B	21		6	0	74	VT	P	P			0	74	VT	P	RI	R			Porosity Blend Grind		0	74	0	4	4		14-UD-B-21-0-74-6	6	wr
	14	14-UD-B-21-11-29	UD	B	21		7	11	29	VT	DENT	D			11	29	VT	DENT	D	R			2 DENTs, Patch		11	29	12	12	48	144	14-UD-B-21-11-29-7	7	PP
	14	14-UD-B-21-0-15	UD	B	21		8	0	15	VT	P	P			0	15	VT	P	RI	R			Porosity, WR 4"		0	15	0	4	4		14-UD-B-21-0-15-8	8	WR
	14	14-UD-B-21-11-10	UD	B	21		9	11	10	VT	DENT	D			11	10	VT	DENT	D	R			DENT, Patch		11	10	8	8	32	64	14-UD-B-21-11-10-9	9	PP
	14	14-UD-B-21-8-0	UD	B	21		10	8	0	VT	P	P			8	0	VT	P	RI	R			Porosity, WR 4"		8	0	0	4	4		14-UD-B-21-8-0-10	10	WR
	14	14-UD-B-21-26-0	UD	B	21		11	26	0	VT	P	P			26	0	VT	P	RI	R			Porosity WR 4"		26	0	0	4	4		14-UD-B-21-26-0-11	11	WR
	14	14-UD-B-21-36-0	UD	B	21		12	36	0	VT	P	P			36	0	VT	P	RI	R			Porosity, WR 4"		36	0	0	4	4		14-UD-B-21-36-0-12	12	WR
	14	14-UD-B-21-48-0	UD	B	21		13	48	0	VT	P	P			48	0	VT	P	RI	R			Porosity, WR 4"		48	0	0	4	4		14-UD-B-21-48-0-13	13	WR
	14	14-UD-B-21-59-0	UD	B	21		14	59	0	VT	UC	UC		0.125	59	0	VT	UC	UC	R			WR 6"		59	0	0	4	4		14-UD-B-21-59-0-14	14	WR
	14	14-UD-B-21-12-66	UD	B	21	PP									12	66				N/A			existing 3" patch										
	14	14-UD-B-22-2-0	UD	B	22		1	2	0	VT	P	P			2	0	VT	P	RI	R			Porosity, WR 4"		2	0	0	4	4		14-UD-B-22-2-0-1	1	WR
	14	14-UD-B-22-0-34	UD	B	22		2	0	34	VT	P	P			0	34	VT	P	RI	R			Porosity, WR 4"		0	34	0	4	4		14-UD-B-22-0-34-2	2	WR
	14	14-UD-B-22-0-37	UD	B	22		3	0	37	VT	P	P			0	37	VT	P	RI	R			Porosity, WR 4"		0	37	0	4	4		14-UD-B-22-0-37-3	3	WR
	14	14-UD-B-22-29-25	UD	B	22		4	29	25	VT	DENT	D			29	25	VT	DENT	D	NR			DENT, no repair		29	25							
	14	14-UD-B-22-0-88	UD	B	22		5	0	88	VT	P	P			0	88	VT	P	RI	R			Porosity, WR 4"		0	88	0	4	4		14-UD-B-22-0-88-4	4	WR
	14	14-UD-B-22-26-91	UD	B	22		6	26	91	VT	P	P			26	91	VT	P	RI	R			Porosity, WR 4"		86	91	0	4	4		14-UD-B-22-86-91-5	5	WR
	14	14-UD-B-22-0-102	UD	B	22		7	0	102	VT	P	P			0	102	VT	P	RI	R			Porosity, WR 4"		0	102	0	4	4		14-UD-B-22-0-102-6	6	WR
	14	14-UD-B-22-25-103	UD	B	22		8	25	103	VT	P	P			25	103	VT	P	RI	R			Porosity, WR 4"		25	103	0	4	4		14-UD-B-22-25-103-7	7	WR
	14	14-UD-B-22-0-117	UD	B	22		9	0	117	VT	P	P			0	117	VT	P	RI	R			Porosity, WR 4"		0	117	0	4	4		14-UD-B-22-0-117-8	8	WR
	14	14-UD-B-22-25-118	UD	B	22		10	25	118	VT	P	P			25	118	VT	P	RI	R			Porosity, WR 4"		25	118	0	4	4		14-UD-B-22-25-118-9	9	WR
	14	14-UD-B-23-0-123	UD	B	23		1	0	123	VT	P	P			0	123	VT	P	RI	R			Porosity, WR 4"		0	123	0	4	4		14-UD-B-23-0-123-1	1	WR
	14	14-UD-B-23-0-119	UD	B	23		2	0	119	VT	P	P			0	119	VT	P	RI	R			Porosity, WR 4"		0	119	0	4	4		14-UD-B-23-0-119-2	2	WR
	14	14-UD-B-23-0-80	UD	B	23		3	0	80	VT	P	P			0	80	VT	P	RI	R			Porosity, WR 4"		0	80	0	4	4		14-UD-B-23-0-80-3	3	WR
	14	14-UD-B-23-0-71	UD	B	23		4	0	71	VT	P	P			0	71	VT	P	RI	R			Porosity, WR 4"		0	71	0	4	4		14-UD-B-23-0-71-4	4	WR
	14	14-UD-B-23-0-54	UD	B	23	PP	5	0	54	VT	DENT	D			0	54	VT	DENT	D	R			DENT Patch Tombstone		0	54	10	10	40	100	14-UD-B-23-0-54-5	5	TSPP
	14	14-UD-B-23-57-0	UD	B	23		6	57	0	VT	P	P			57	0	VT	P	RI	R			Porosity, WR 4"		57	0	0	4	4		14-UD-B-23-57-0-6	6	WR
	14	14-UD-B-24-0-75	UD	B	24		1	0	75	VT	P	P			0	75	VT	P	RI	R			Porosity, WR 4"		0	75	0	4	4		14-UD-B-24-0-75-1	1	WR
	14	14-UD-B-24-32-118	UD	B	24	PP	2	30	118	VT	DENT	D			32	118	VT	DENT	D	R			DENT, Patch		32	118	6	0	18.84956	28.27433	14-UD-B-24-32-118-2	2	PP

BWS031631

RDHLCC0028100

			Shell Location			Master Features Legend	TesTex NDE							EEI NDE								Notes	Photo Links	Recommended Repairs								Repair Type Legend
Date	Tank No.	Overall ID	General Location			Master Feature	TesTex Indication ID on Plate	TexTex Reported Indication Location		TesTex NDE		SIMPLIFIED INDICATION TYPE	Minimum Wall Thickness (in)	Depth of Topside Indication(in)	Center of indication: X (in)	Center of indication: Y (in)	Method	Indication Type	SIMPLIFIED INDICATION TYPE	EEI Recommendation (Repair or No Repair)	Minimum Thickness (in)	Depth (in)			Center of Repair: X (in)	Center of Repair: Y (in)	Width or Dia (in)	Height (in)	Length of Weld (in)	Area of PP (sq in)	EEI repair No.	Repair No. on Plate	Repair Type (Patch, Weld, Other)
			Location in Tank	Shell Course	Plate Number			X Coordinate (in)	Y Coordinate (in)	Method	Indication Type																					
	14	14-UD-B-24-53-122	UD	B	24		3	53	122	VT	P	P			53	122	VT	P	RI	R			Porosity, WR 4"		53	122	0	4	4		14-UD-B-24-53-122-3	3	WR
	14	14-UD-B-24-53-126	UD	B	24		4	53	126	VT	P	P			53	126	VT	P	RI	R			Porosity, WR 4"		53	126	0	4	4		14-UD-B-24-53-126-4	4	WR
	14	14-UD-B-24-53-142	UD	B	24		5	53	142	VT	P	P			53	142	VT	P	RI	R			Porosity, WR 4"		53	142	0	4	4		14-UD-B-24-53-142-5	5	WR
	14	14-UD-B-24-39-156	UD	B	24										39	156	VT	P	RI	R			Porosity, WR 4"		39	156	0	4	4		14-UD-B-24-39-156-6	6	WR
	14	14-UD-B-25-0-152	UD	B	25		1	0	152	VT	P	P			0	152	VT	P	RI	R			Porosity, WR 4"		0	152	0	4	4		14-UD-B-25-0-152-1	1	WR
	14	14-UD-B-25-0-148	UD	B	25		2	0	148	VT	P	P			0	148	VT	P	RI	R			Porosity, WR 4"		0	148	0	4	4		14-UD-B-25-0-148-2	2	WR
	14	14-UD-B-25-0-138	UD	B	25		3	0	138	VT	P	P			0	138	VT	P	RI	R			Porosity, WR 4"		0	138	0	4	4		14-UD-B-25-0-138-3	3	WR
	14	14-UD-B-25-17-146	UD	B	25		4	17	146	VT	DENT	D			17	146	VT	DENT	D	NR			NR										
	14	14-UD-B-25-2-89	UD	B	25	PP	5	2	89	VT	DENT	D			2	89	VT	DENT	D	R			Patch		2	89	8	8	32	64	14-UD-B-25-2-89-4	4	TSPP
	14	14-UD-B-25-0-49	UD	B	25		6	0	49	VT	P	P			0	49	VT	P	RI	R			Porosity, WR 4"		0	49	0	4	4		14-UD-B-25-0-49-5	5	WR
	14	14-UD-B-25-31-22	UD	B	25		7	31	22	VT	P	P			31	22	VT	P	RI	R			Porosity, WR 4"		31	22	0	4	4		14-UD-B-25-31-22-6	6	WR
	14	14-UD-B-25-15-32	UD	B	25		8	15	32	VT	DENT	D			15	32	VT	DENT	D	R			Porosity, Patch		15	32	12	12	48	144	14-UD-B-25-15-32-7	7	PP
	14	14-UD-B-25-0-33	UD	B	25		9	0	33	VT	P	P			0	33	VT	P	RI	R			Porosity, WR 4"		0	33	0	4	4		14-UD-B-25-0-33-8	8	WR
	14	14-UD-B-26-9-156	UD	B	26		1	9	156	VT	P	P			9	156	VT	P	RI	R			Porosity, WR 4"		9	156	0	4	4		14-UD-B-26-9-156-1	1	WR
	14	14-UD-B-26-57-103	UD	B	26		2	57	103	VT	P	P			57	103	VT	P	RI	R			Porosity, WR 4"		57	103	0	4	4		14-UD-B-26-57-103-2	2	WR
	14	14-UD-B-26-5-88	UD	B	26	PP	3	5	88	VT	DENT	D			5	88	VT	DENT	D	R			DENT, 12x12 Tombstone		5	88	12	12	48	144	14-UD-B-26-5-88-3	3	TSPP
	14	14-UD-B-26-23-92	UD	B	26	PP	4	23	92	VT	DENT	D			23	92	VT	DENT	D	R			DENT, 6x6 Patch		23	92	6	0	18.84956	28.27433	14-UD-B-26-23-92-4	4	PP
	14	14-UD-B-26-55-44	UD	B	26	PP	5	55	44	VT	DENT	D			55	44	VT	DENT	D	R			DENT, 8x12 Tombstone		55	44	8	12	40	96	14-UD-B-26-55-44-5	5	TSPP
	14	14-UD-B-27-0-119	UD	B	27										0	119	VT	P	RI	R			Porosity x2 Blend Grind		0	119	0	2	2		14-UD-B-27-0-119-1	1	wr
	14	14-UD-B-28-22-133	UD	B	28		1	22	133	VT	P	P			22	133	VT	P	RI	R			Porosity, WR 4"		22	133	0	4	4		14-UD-B-28-22-133-1	1	WR
	14	14-UD-B-28-22-116	UD	B	28		2	23	116	VT	P	P			22	116	VT	P	RI	R			Porosity, WR 4"		23	116	0	4	4		14-UD-B-28-23-116-2	2	WR
	14	14-UD-B-28-23-111	UD	B	28		3	23	111	VT	P	P			23	111	VT	P	RI	R			Porosity, WR 4"		23	111	0	4	4		14-UD-B-28-23-111-3	3	WR
	14	14-UD-B-28-0-76	UD	B	28		4	0	76	VT	P	P			0	76	VT	P	RI	R			Porosity, WR 4"		0	76	0	4	4		14-UD-B-28-0-76-4	4	WR
	14	14-UD-B-28-28-45	UD	B	28		5	28	45	VT	P	P			28	45	VT	P	RI	R			Porosity, WR 4"		28	45	0	4	4		14-UD-B-28-28-45-5	5	WR
	14	14-UD-B-28-0-0	UD	B	28		6	0	0	VT	P	P			0	0	VT	P	RI	R			Porosity, WR 8"		0	0	0	8	8		14-UD-B-28-0-0-6	6	WR
	14	14-UD-B-29-3-39	UD	B	29		1	3	39	VT	DENT	D			3	39	VT	DENT	D	R			DENT, 8x12 Patch		3	39	8	12	40	96	14-UD-B-29-3-39-1	1	TSPP
	14	14-UD-B-29-54-55	UD	B	29		2	54	55	VT	DENT	D			54	55	VT	DENT	D	NR			DENT, NR										
	14	14-UD-B-29-0-128	UD	B	29		3	0	128	VT	P	P			0	128	VT	P	RI	R			Porosity, WR 4"		0	128	0	4	4		14-UD-B-29-0-128-3	3	WR
	14	14-UD-B-29-0-147	UD	B	29		4	0	147	VT	P	P			0	147	VT	P	RI	NR			Porosity, NR										
	14	14-UD-B-30-0-156	UD	B	30		1	0	156	VT	P	P			0	156	VT	P	RI	R			Porosity, WR 6"		0	156	0	6	6		14-UD-B-30-0-156-1	1	WR
	14	14-UD-B-30-37-144	UD	B	30		2	37	144	VT	DENT	D			37	144	VT	DENT	D	R			DENT x2, 12x12 Patch		37	144	12	12	48	144	14-UD-B-30-37-144-2	2	PP
	14	14-UD-B-30-54-56	UD	B	30		3	54	56	VT	P	P			54	56	VT	P	RI	R			Porosity, WR 4"		54	56	0	4	4		14-UD-B-30-54-56-3	3	WR
	14	14-UD-B-30-0-62	UD	B	30		4	0	62	VT	P	P			0	62	VT	P	RI	R			Porosity, WR 4"		0	62	0	4	4		14-UD-B-30-0-62-4	4	WR
	14	14-UD-B-31-0-9	UD	B	31		1	0	9	VT	P	P			0	9	VT	P	RI	R			Porosity, WR 4"		0	9	0	4	4		14-UD-B-31-0-9-1	1	WR
	14	14-UD-B-31-0-53	UD	B	31		2	0	53	VT	P	P			0	53	VT	P	RI	R			Porosity, WR 4"		0	53	0	4	4		14-UD-B-31-0-53-2	2	WR
	14	14-UD-B-31-25-85	UD	B	31		3	25	85	VT	P	P			25	85	VT	P	RI	R			Porosity, WR 4"		25	85	0	4	4		14-UD-B-31-25-85-3	3	WR
	14	14-UD-B-31-24-100	UD	B	31		4	24	100	VT	P	P			24	100	VT	P	RI	R			Porosity, WR 4"		24	100	0	4	4		14-UD-B-31-24-100-4	4	WR
	14	14-UD-B-32-25-141	UD	B	32		1	25	141	VT	DENT	D			25	141	VT	DENT	D	R			DENT 8x8 PP		25	141	8	8	32	64	14-UD-B-32-25-141-1	1	PP
	14	14-UD-B-32-49-143	UD	B	32		2	49	143	VT	DENT	D			49	143	VT	DENT	D	R			DENT 12x12 TSPP		52	141	12	12	48	144	14-UD-B-32-52-141-2	2	PP
	14	14-UD-B-32-56-139	UD	B	32		3	56	139	VT	DENT	D			56	139	VT	DENT	D	R			DENT 12x12 TSPP		52	141	12	12	48	144	14-UD-B-32-52-141-2	2	PP
	14	14-UD-B-32-56-156	UD	B	32		4	56	156	VT	P	P			56	156	VT	P	RI	R			POR 4" WR		56	156	0	4	4		14-UD-B-32-56-156-3	3	WR
	14	14-UD-B-32-48-80	UD	B	32	N									48	80				N/A			nozzle										
8/2/2017	14	14-UD-B-33-28-22	UD	B	33		1	26	22	LFET	BC	BC	0.192		28	22	PAUT	BC	BC	R			tr<=0.160, BC PP 40wx30H <0.160"		28	22	40	30	140	1200	14-UD-B-33-28-22-1	1	PP
8/2/2017	14	14-UD-B-33-0-46	UD	B	33		2	0	46	VT	P	P			0	46	VT	P	RI	R			POR 4" VWR		0	46	0	4	4		14-UD-B-33-0-46-2	2	WR
8/2/2017	14	14-UD-B-33-51-136	UD	B	33		3	51	136	VT	P	P			51	136	VT	P	RI	R			POR 4" VWR		51	136	0	4	4		14-UD-B-33-51-136-3	3	WR
8/2/2017	14	14-UD-B-34-23-130	UD	B	34		1	23	130	VT	P	P			23	130	VT	P	RI	R			POR 4" VWR		23	130	0	4	4		14-UD-B-34-23-130-1	1	WR
8/2/2017	14	14-UD-B-34-0-91	UD	B	34		2	0	91	VT	P	P			0	91	VT	P	RI	NR			POR NR										
8/2/2017	14	14-UD-B-34-18-62	UD	B	34		3	18	62	VT	DENT	D			18	62	VT	DENT	D	R			DENT 8x8 PP		18	62	8	8	32	64	14-UD-B-34-18-62-2	2	PP
8/2/2017	14	14-UD-B-34-0-67	UD	B	34		4	0	67	VT	P	P			0	67	VT	P	RI	R			POR 4" VWR		0	67	0	4	4		14-UD-B-34-0-67-3	3	WR
8/2/2017	14	14-UD-B-35-0-5	UD	B	35		1	0	5	VT	P	P			0	5	VT	P	RI	R			POR VWR 4"		0	5	0	4	4		14-UD-B-35-0-5-1	1	WR
8/2/2017	14	14-UD-B-35-58-74	UD	B	35		2	58	74	VT	P	P			58	74	VT	P	RI	NR			POR NR										
8/2/2017	14	14-UD-B-36-0-116	UD	B	36		1	0	116	VT	P	P			0	116	VT	P	RI	NR			POR NR										
8/2/2017	14	14-UD-B-36-0-66	UD	B	36		2	0	66	VT	P	P			0	66	VT	P	RI	NR			POR NR										
8/2/2017	14	14-UD-B-37-0-72	UD	B	37		1	0	72	VT	P	P			0	72	VT	P	RI	R			POR 8" VWR		0	74	0	8	8		14-UD-B-37-0-74-1	1	WR
8/2/2017	14	14-UD-B-37-0-75	UD	B	37		2	0	75	VT	P	P			0	75	VT	P	RI	R			POR 8" VWR		0	74	0	8	8		14-UD-B-37-0-74-1	1	WR

			Shell Location			Master Features Legend	TesTex NDE								EEI NDE								Notes	Photo Links	Recommended Repairs								Repair Type Legend
Date	Tank No.	Overall ID	General Location			Master Feature	TesTex Indication ID on Plate	TexTex Reported Indication Location		TesTex NDE		SIMPLIFIED INDICATION TYPE	Minimum Wall Thickness (in)	Depth of Topside Indication(in)	Center of indication: X (in)	Center of indication: Y (in)	Method	Indication Type	SIMPLIFIED INDICATION TYPE	EEI Recommendation (Repair or No Repair)	Minimum Thickness (in)	Depth (in)			Center of Repair: X (in)	Center of Repair: Y (in)	Width or Dia (in)	Height (in)	Length of Weld (in)	Area of PP (sq in)	EEI repair No.	Repair No. on Plate	Repair Type (Patch, Weld, Other)
			Location in Tank	Shell Course	Plate Number			X Coordinate (in)	Y Coordinate (in)	Method	Indication Type																						
8/2/2017	14	14-UD-B-37-0-77	UD	B	37		3	0	77	VT	P	P			0	77	VT	P	RI	R			POR 8" VWR		0	74	0	8	8		14-UD-B-37-0-74-1	1	WR
8/2/2017	14	14-UD-B-37-25-80	UD	B	37		4	25	80	VT	P	P			25	80	VT	P	RI	R			POR 4" VWR		25	80	0	4	4		14-UD-B-37-25-80-2	2	WR
8/2/2017	14	14-UD-B-37-0-100	UD	B	37		5	0	100	VT	P	P			0	100	VT	P	RI	NR			POR NR										
8/2/2017	14	14-UD-B-38-0-100	UD	B	38		1	0	100	VT	P	P			0	100	VT	P	RI	R			POR 4" VWR		0	100	0	4	4		14-UD-B-38-0-100-1	1	WR
8/2/2017	14	14-UD-B-38-0-66	UD	B	38		2	0	66	VT	P	P			0	66	VT	P	RI	NR			POR NR										
8/2/2017	14	14-UD-B-38-58-14	UD	B	38		3	58	14	VT	P	P			58	14	VT	P	RI	NR			POR NR										
8/2/2017	14	14-UD-B-38-31-80	UD	B	38	N									31	80				N/A			3" nozzle										
8/2/2017	14	14-UD-B-39-54-54	UD	B	39		1	54	54	VT	DENT	D		0.16	54	54	VT	DENT	D	NR			TS DENT NR										
8/2/2017	14	14-UD-B-39-43-141	UD	B	39		2	43	141	VT	TS	TS		0.155	43	141	VT	TS	TS	R			TS 8X8 PP		43	141	8	8	32	64	14-UD-B-39-43-141-1	1	PP
8/2/2017	14	14-UD-B-39-28-129	UD	B	39	PP									28	129				N/A			EXISTING 3" PP										
8/2/2017	14	14-UD-B-39-47-52	UD	B	39	PP									47	52				N/A			EXISTING 6" PP										
8/2/2017	14	14-UD-B-40-0-129	UD	B	40		1	0	129	VT	P	P			0	129	VT	P	RI	R			POR 4" VWR		0	129	0	4	4		14-UD-B-40-0-129-1	1	WR
8/2/2017	14	14-UD-B-40-23-134	UD	B	40		2	23	134	VT	P	P			23	134	VT	P	RI	R			POR 4" VWR		23	134	0	4	4		14-UD-B-40-23-134-2	2	WR
8/2/2017	14	14-UD-B-41-33-0	UD	B	41		1	33	0	VT	P	P			33	0	VT	P	RI	R			POR 4"HWR		33	0	4	0	4		14-UD-B-41-33-0-1	1	WR
8/2/2017	14	14-UD-B-41-58-17	UD	B	41		2	58	17	VT	P	P			58	17	VT	P	RI	R			POR 16" VWR		58	17	0	16	16		14-UD-B-41-58-17-2	2	WR
8/2/2017	14	14-UD-B-41-0-39	UD	B	41		3	0	39	VT	P	P			0	39	VT	P	RI	R			POR 4" VWR		0	39	0	4	4		14-UD-B-41-0-39-3	3	WR
8/2/2017	14	14-UD-B-41-0-67	UD	B	41		4	0	67	VT	P	P			0	67	VT	P	RI	R			POR 4" VWR		0	67	0	4	4		14-UD-B-41-0-67-4	4	WR
8/2/2017	14	14-UD-B-41-0-76	UD	B	41		5	0	76	VT	P	P			0	76	VT	P	RI	R			POR 4" VWR		0	76	0	4	4		14-UD-B-41-0-76-5	5	WR
8/2/2017	14	14-UD-B-41-0-92	UD	B	41		6	0	92	VT	P	P			0	92	VT	P	RI	R			POR 4" VWR		0	92	0	4	4		14-UD-B-41-0-92-6	6	WR
8/2/2017	14	14-UD-B-42-26-157	UD	B	42		1	26	157	BFET	WI	WI			26	157	VT	WI	WI	R			WI 4" HWR		26	157	4	0	4		14-UD-B-42-26-157-1	1	WR
8/2/2017	14	14-UD-B-42-39-157	UD	B	42		2	39	157	BFET	WI	WI			39	157	VT	WI	WI	R			WI 4" HWR		39	157	4	0	4		14-UD-B-42-39-157-2	2	WR
8/2/2017	14	14-UD-B-42-51-157	UD	B	42		3	51	157	VT	P	P			51	157	VT	P	RI	R			WI 4" HWR		51	157	4	0	4		14-UD-B-42-51-157-3	3	WR
8/2/2017	14	14-UD-B-42-60-126	UD	B	42		4	60	126	VT	P	P			60	126	VT	P	RI	R			WI 4" VWR		60	126	0	4	4		14-UD-B-42-60-126-4	4	WR
8/2/2017	14	14-UD-B-42-60-134	UD	B	42		5	60	134	BFET	WI	WI			60	134	VT	WI	WI	R			WI 4" VWR		60	134	0	4	4		14-UD-B-42-60-134-5	5	WR
8/2/2017	14	14-UD-B-42-51-117	UD	B	42		6	51	117	VT	TS	TS		0.094	51	117	VT	TS	TS	NR			TSP NR t=260										
8/2/2017	14	14-UD-B-42-51-111	UD	B	42		7	51	111	VT	TS	TS		0.094	51	111	VT	TS	TS	NR			TSP NR t=260										
8/2/2017	14	14-UD-B-42-42-74	UD	B	42		8	42	74	VT	DENT	D			42	74	VT	DENT	D	NR			DENT NR										
8/2/2017	14	14-UD-B-42-20-66	UD	B	42		9	20	66	VT	DENT	D			20	66	VT	DENT	D	NR			DENT NR										
8/2/2017	14	14-UD-B-42-10-63	UD	B	42		10	10	63	VT	DENT	D			10	63	VT	DENT	D	NR			DENT NR										
8/2/2017	14	14-UD-B-42-56-54	UD	B	42		11	56	54	VT	TS	TS		0.094	56	54	VT	TS	TS	NR			TSP NR .258 adjacent wall t										
8/2/2017	14	14-UD-B-42-11-49	UD	B	42		12	11	49	VT	BULGE	B			11	49	VT	BULGE	B	NR			Boldge NR										
8/2/2017	14	14-UD-B-42-39-34	UD	B	42		13	39	34	VT	TS	TS		0.094	39	34	VT	TS	TS	NR			TSP NR										
8/2/2017	14	14-UD-B-42-55-25	UD	B	42		14	55	25	VT	TS	TS		0.094	55	25	VT	TS	TS	NR			TSP NR										
8/2/2017	14	14-UD-B-42-17-0	UD	B	42		15	17	0	BFET	WI	WI			17	0	VT	WI	WI	R			WI 16" HWR @x=20		20	0	20	0	20		14-UD-B-42-20-0-6	6	WR
8/2/2017	14	14-UD-B-42-21-0	UD	B	42		16	21	0	BFET	WI	WI			21	0	VT	WI	WI	R			WI 16" HWR @x=20		20	0	20	0	20		14-UD-B-42-20-0-6	6	WR
8/2/2017	14	14-UD-B-42-27-0	UD	B	42		17	27	0	BFET	WI	WI			27	0	VT	WI	WI	R			WI 16" HWR @x=20		20	0	20	0	20		14-UD-B-42-20-0-6	6	WR
8/2/2017	14	14-UD-B-43-16-157	UD	B	43		1	16	157	VT	P	P			16	157	VT	P	RI	R			4" HWR		16	157	4	0	4		14-UD-B-43-16-157-1	1	WR
8/2/2017	14	14-UD-B-43-0-88	UD	B	43		2	0	88	VT	P	P			0	88	VT	P	RI	R			12" VWR		0	88	0	12	12		14-UD-B-43-0-88-2	2	WR
8/2/2017	14	14-UD-B-43-14-78	UD	B	43		3	14	78	VT	BULGE	B			14	78	VT	BULGE	B	R			SG 4" VWR		14	78	0	4	4		14-UD-B-43-14-78-3	3	WR
8/2/2017	14	14-UD-B-43-4-73	UD	B	43		4	4	73	VT	TS	TS		0.094	4	73	VT	TS	TS	R			2" HWR		4	73	2	0	2		14-UD-B-43-4-73-4	4	WR
8/2/2017	14	14-UD-B-43-18-64	UD	B	43		5	18	64	VT	DENT	D			18	64	VT	DENT	D	R			6" X 6" PP		18	64	6	0	18.84956	28.27433	14-UD-B-43-18-64-5	5	PP
8/2/2017	14	14-UD-B-43-10-59	UD	B	43		6	10	59	VT	TS	TS		0.156	10	59	VT	TS	TS	R			6" X 6" PP		10	59	6	0	18.84956	28.27433	14-UD-B-43-10-59-6	6	PP
8/2/2017	14	14-UD-B-43-32-54	UD	B	43		7	32	54	VT	P	P			32	54	VT	P	RI	R			4" VWR		32	54	0	4	4		14-UD-B-43-32-54-7	7	WR
8/2/2017	14	14-UD-B-43-3-42	UD	B	43		8	3	42	VT	TS	TS		0.094	3	42	VT	TS	TS	R			4" HWR		3	42	4	0	4		14-UD-B-43-3-42-8	8	WR
8/2/2017	14	14-UD-B-43-32-24	UD	B	43		9	32	24	VT	P	P			32	24	VT	P	RI	R			6" VWR		32	24	0	6	6		14-UD-B-43-32-24-9	9	WR
8/2/2017	14	14-UD-B-43-7-5	UD	B	43		10	7	5	VT	TS	TS		0.125	7	5	VT	TS	TS	R			2" VWR		7	5	0	2	2		14-UD-B-43-7-5-10	10	WR
8/2/2017	14	14-UD-B-43-24-0	UD	B	43		11	24	0	VT	P	P			24	0	VT	P	RI	R			32" HWR		18	0	32	0	32		14-UD-B-43-18-0-11	11	WR
8/2/2017	14	14-UD-B-43-28-0	UD	B	43		12	28	0	BFET	WI	WI			28	0	VT	WI	WI	R					18	0	32	0	32		14-UD-B-43-18-0-11	11	WR
8/2/2017	14	14-UD-B-43-21-126	UD	B	43										21	126	VT	TS	TS	R		0.08	4" HWR		21	126	4	0	4		14-UD-B-43-21-126-13	13	WR
8/2/2017	14	14-UD-B-43-3-123	UD	B	43										3	123	VT	TS	TS	R		0.08	4" VWR		3	123	0	4	4		14-UD-B-43-3-123-12	12	WR
8/2/2017	14	14-UD-B-44-31-157	UD	B	44		1	31	157	BFET	WI	WI			31	157	VT	WI	WI	R			60" HWR		30	157	60	0	60		14-UD-B-44-30-157-1	1	WR
8/2/2017	14	14-UD-B-44-36-157	UD	B	44		2	36	157	BFET	WI	WI			36	157	VT	WI	WI	R					30	157	60	0	60		14-UD-B-44-30-157-1	1	WR
8/2/2017	14	14-UD-B-44-42-157	UD	B	44		3	42	157	BFET	WI	WI			42	157	VT	WI	WI	R					30	157	60	0	60		14-UD-B-44-30-157-1	1	WR
8/2/2017	14	14-UD-B-44-51-157	UD	B	44		4	51	157	BFET	WI	WI			51	157	VT	WI	WI	R					30	157	60	0	60		14-UD-B-44-30-157-1	1	WR
8/2/2017	14	14-UD-B-44-54-157	UD	B	44		5	54	157	BFET	WI	WI			54	157	VT	WI	WI	R					30	157	60	0	60		14-UD-B-44-30-157-1	1	WR

			Shell Location			Master Features Legend	TesTex NDE							EEI NDE								Notes	Photo Links	Recommended Repairs								Repair Type Legend
Date	Tank No.	Overall ID	General Location			Master Feature	TesTex Indication ID on Plate	TexTex Reported Indication Location		TesTex NDE		SIMPLIFIED INDICATION TYPE	Minimum Wall Thickness (in)	Depth of Topside Indication(in)	Center of indication: X (in)	Center of indication: Y (in)	Method	Indication Type	SIMPLIFIED INDICATION TYPE	EEI Recommendation (Repair or No Repair)	Minimum Thickness (in)	Depth (in)			Center of Repair: X (in)	Center of Repair: Y (in)	Width or Dia (in)	Height (in)	Length of Weld (in)	Area of PP (sq in)	EEI repair No.	Repair No. on Plate	Repair Type (Patch, Weld, Other)
			Location in Tank	Shell Course	Plate Number			X Coordinate (in)	Y Coordinate (in)	Method	Indication Type																					
8/2/2017	14	14-UD-B-44-58-157	UD	B	44		6	58	157	BFET	WI	WI			58	157	VT	WI	WI	R					30	157	60	0	60		14-UD-B-44-30-157-1	1	WR
8/2/2017	14	14-UD-B-44-0-130	UD	B	44		7	0	130	BFET	WI	WI			0	130	VT	WI	WI	R			4" VWR		0	130	0	4	4		14-UD-B-44-0-130-2	2	WR
8/2/2017	14	14-UD-B-44-22-118	UD	B	44		8	22	118	VT	DENT	D			22	118	VT	DENT	D	NR													
8/2/2017	14	14-UD-B-44-60-104	UD	B	44		9	60	104	VT	P	P			60	104	VT	P	RI	R			4" VWR		60	104	0	4	4		14-UD-B-44-60-104-3	3	WR
8/2/2017	14	14-UD-B-44-17-66	UD	B	44		10	17	66	VT	DENT	D			17	66	VT	DENT	D	NR													
8/2/2017	14	14-UD-B-44-0-82	UD	B	44		11	0	82	BFET	WI	WI			0	82	VT	WI	WI	R			4" VWR		0	82	0	4	4		14-UD-B-44-0-82-4	4	WR
8/2/2017	14	14-UD-B-44-40-58	UD	B	44		12	40	58	VT	DENT	D			40	58	VT	DENT	D	NR													
8/2/2017	14	14-UD-B-44-60-59	UD	B	44		13	60	59	VT	P	P			60	59	VT	P	RI	R			4" VWR		60	59	0	4	4		14-UD-B-44-60-59-5	5	WR
8/2/2017	14	14-UD-B-44-48-36	UD	B	44		14	48	36	VT	BULGE	B			48	36	VT	BULGE	B	NR													
8/2/2017	14	14-UD-B-44-44-0	UD	B	44		15	44	0	VT	P	P			44	0	VT	P	RI	R			6" HWR		44	0	6	0	6		14-UD-B-44-44-0-6	6	WR
8/2/2017	14	14-UD-B-44-2-157	UD	B	44		16	2	157	VT	P	P			2	157	VT	P	RI	R			60" HWR, see Indication #1		30	157	60	0	60		14-UD-B-44-30-157-1	1	WR
8/2/2017	14	14-UD-B-44-32-112	UD	B	44										32	112	VT	LOF	LOF	R			Weld overlay, grind flush, provide 10		32	112	10	6	32	60	14-UD-B-44-32-112-7	7	PP
8/2/2017	14	14-UD-B-45-24-157	UD	B	45		1	24	157	BFET	WI	WI			24	157	VT	WI	WI	R			Weld End		35	157	28	0	28		14-UD-B-45-35-157-1	1	WR
8/2/2017	14	14-UD-B-45-31-157	UD	B	45		2	31	157	BFET	WI	WI			31	157	VT	WI	WI	R			Weld End		35	157	28	0	28		14-UD-B-45-35-157-1	1	WR
8/2/2017	14	14-UD-B-45-40-157	UD	B	45		3	40	157	BFET	WI	WI			40	157	VT	WI	WI	R			Weld End		35	157	28	0	28		14-UD-B-45-35-157-1	1	WR
8/2/2017	14	14-UD-B-45-46-157	UD	B	45		4	46	157	BFET	WI	WI			46	157	VT	WI	WI	R			Weld End		35	157	28	0	28		14-UD-B-45-35-157-1	1	WR
8/2/2017	14	14-UD-B-45-52-154	UD	B	45		5	52	154	VT	P	P			52	154	VT	P	RI	R			Weld End AR 4" VWR		52	154	0	4	4		14-UD-B-45-52-154-2	2	WR
8/2/2017	14	14-UD-B-45-2-137	UD	B	45		6	2	137	VT	DENT	D			2	137	VT	DENT	D	R			AR 3, 137, 6, 6		2	137	6	6	24	36	14-UD-B-45-2-137-3	3	TSPP
8/2/2017	14	14-UD-B-45-0-132	UD	B	45		7	0	132	VT	P	P			0	132	VT	P	RI	R			AR 4" VWR		0	132	0	4	4		14-UD-B-45-0-132-4	4	WR
8/2/2017	14	14-UD-B-45-60-127	UD	B	45		8	60	127	VT	P	P			60	127	VT	P	RI	R					59	127	0	4	4		14-UD-B-45-59-127-5	5	WR
8/2/2017	14	14-UD-B-45-51-123	UD	B	45		9	51	123	VT	TS	TS		0.094	51	123	VT	TS	TS	R			Pit 0.12 deep, 3x3 51, 123, 6, 6		51	123	3	3	6		14-UD-B-45-51-123-6	6	WR
8/2/2017	14	14-UD-B-45-60-120	UD	B	45		10	60	120	VT	P	P			60	120	VT	P	RI	R			AR 4" VWR		60	120	0	4	4		14-UD-B-45-60-120-7	7	WR
8/2/2017	14	14-UD-B-45-0-120	UD	B	45		11	0	120	VT	P	P			0	120	VT	P	RI	R			AR 4" VWR		0	120	0	4	4		14-UD-B-45-0-120-8	8	WR
8/2/2017	14	14-UD-B-45-38-79	UD	B	45		12	38	79	VT	DENT	D			38	79	VT	DENT	D	NR			NR Smooth										
8/2/2017	14	14-UD-B-45-42-72	UD	B	45		13	42	72	VT	DENT	D			42	72	VT	DENT	D	NR			NR Smooth										
8/2/2017	14	14-UD-B-45-0-72	UD	B	45		14	0	72	BFET	WI	WI			0	72	VT	WI	WI	NR			NR										
8/2/2017	14	14-UD-B-45-42-22	UD	B	45		15	42	22	VT	P	P			42	22	VT	P	RI	R			WR 5°		42	22	0	5	5		14-UD-B-45-42-22-9	9	WR
8/2/2017	14	14-UD-B-45-2-21	UD	B	45		16	2	21	VT	TS	TS		0.094	2	21	VT	GOUGE	G	R			SG repair, 2" VWR		2	21	0	2	2		14-UD-B-45-2-21-10	10	WR
8/2/2017	14	14-UD-B-46-3.5-157	UD	B	46		1	3	157	BFET	WI	WI			3.5	157	VT	WI	WI	R			Weld End 6, 157, 12, 0		6	157	12	0	12		14-UD-B-46-6-157-1	1	WR
8/2/2017	14	14-UD-B-46-33-120	UD	B	46		2	33	120	BFET	WI	WI			33	120	VT	WI	WI	NR			Weld End NR										
8/2/2017	14	14-UD-B-46-33-57	UD	B	46		3	33	57	VT	P	P			33	57	VT	P	RI	NR			Weld End NR										
8/2/2017	14	14-UD-B-46-33-43	UD	B	46		4	33	43	VT	P	P			33	43	VT	P	RI	R			4" VWR		33	43	0	4	4		14-UD-B-46-33-43-2	2	WR
8/2/2017	14	14-UD-B-46-0-18	UD	B	46		5	0	18	VT	P	P			0	18	VT	P	RI	R			2" VWR		0	18	0	2	2		14-UD-B-46-0-18-3	3	WR
8/2/2017	14	14-UD-B-46-24-0	UD	B	46		6	24	0	BFET	WI	WI			24	0	VT	WI	WI	NR			Weld End NR										
8/2/2017	14	14-UD-B-47-12-157	UD	B	47		1	12	157	BFET	WI	WI			12	157	VT	WI	WI	R			Weld End UC 7, 157, 12, 0		7	157	12	0	12		14-UD-B-47-7-157-1	1	WR
8/2/2017	14	14-UD-B-47-26-157	UD	B	47		2	26	157	BFET	WI	WI			26	157	VT	WI	WI	NR			Weld End NR										
8/2/2017	14	14-UD-B-47-42-157	UD	B	47		3	42	157	VT	P	P			42	157	VT	P	RI	R			Weld Pol AR 4" WR		42	157	4	0	4		14-UD-B-47-42-157-2	2	WR
8/2/2017	14	14-UD-B-47-0-128	UD	B	47		4	0	128	VT	P	P			0	128	VT	P	RI	NR			NR										
8/2/2017	14	14-UD-B-47-36-115	UD	B	47		5	38	115	VT	DENT	D			36	115	VT	DENT	D	R			DENT AR 6x6 PL		36	115	6	0	18.84956	28.27433	14-UD-B-47-36-115-3	3	PP
8/2/2017	14	14-UD-B-47-60-52	UD	B	47		6	60	52	VT	P	P			60	52	VT	P	RI	NR			Weld Porosity NR										
8/2/2017	14	14-UD-B-47-0-25	UD	B	47		7	0	25	VT	P	P			0	25	VT	P	RI	NR			Weld Porosity NR										
8/2/2017	14	14-UD-B-47-10-6	UD	B	47		8	10	6	VT	TS	TS		0.13	10	6	VT	TS	TS	R			4" HR		10	6	6	0	18.84956	28.27433	14-UD-B-47-10-6-4	4	PP
8/2/2017	14	14-UD-B-47-18-16	UD	B	47		9	18	16	VT	TS	TS		0.094	18	16	VT	TS	TS	NR			NR										
8/2/2017	14	14-UD-B-48-4-157	UD	B	48		1	4	157	BFET	WI	WI			4	157	VT	WI	WI	NR			Weld NR										
8/2/2017	14	14-UD-B-48-0-108	UD	B	48		2	0	108	VT	P	P			0	108	VT	P	RI	R			Weld Porosity AR 4" VWR		0	108	0	4	4		14-UD-B-48-0-108-1	1	WR
8/2/2017	14	14-UD-B-48-4-117	UD	B	48		3	4	117	VT	DENT	D			4	117	VT	DENT	D	R			DENT AR 6x6 PL		4	117	6	6	24	36	14-UD-B-48-4-117-2	2	TSPP
8/2/2017	14	14-UD-B-48-60-82	UD	B	48		4	60	82	BFET	WI	WI			60	82	VT	WI	WI	R			Weld 60, 79, 0, 10		60	79	10	10	40	100	14-UD-B-48-60-79-3	3	PP
8/2/2017	14	14-UD-B-48-60-77	UD	B	48		5	60	77	VT	P	P			60	77	VT	P	RI	R			Weld Porosity 60, 79, 0 10		60	79	10	10	40	100	14-UD-B-48-60-79-3	3	PP
8/2/2017	14	14-UD-B-48-13-71	UD	B	48		6	13	71	VT	DENT	D			13	71	VT	DENT	D	NR			DENT, NR smooth										
8/2/2017	14	14-UD-B-48-60-48	UD	B	48		7	60	48	VT	P	P			60	48	VT	P	RI	R			Weld Porosity, AR 4" VWR		60	48	0	4	4		14-UD-B-48-60-48-4	4	WR
8/2/2017	14	14-UD-B-48-60-40	UD	B	48		8	60	40	VT	P	P			60	40	VT	P	RI	R			Weld Porosity, AR 4" VWR		60	40	0	4	4		14-UD-B-48-60-40-5	5	WR
8/2/2017	14	14-UD-B-48-6-0	UD	B	48		9	6	0	BFET	WI	WI			6	0	VT	WI	WI	NR			Weld Ind NR										
8/2/2017	14	14-UD-B-48-21-0	UD	B	48		10	21	0	BFET	WI	WI			21	0	VT	WI	WI	NR			Weld Ind NR										
8/2/2017	14	14-UD-B-48-60-0	UD	B	48		11	60	0	VT	P	P			60	0	VT	P	RI	R			Weld Porosity AR 4" HWR		60	0	4	0	4		14-UD-B-48-60-0-6	6	WR
8/2/2017	14	14-UD-B-48-37-7	UD	B	48										37	7	VT	DENT	D	R			DENT repair plate 8x6		37	7	8	6	28	48	14-UD-B-48-37-7-8	8	PP

BWS031634

RDHLCC0028103

			Shell Location			Master Features Legend	TesTex NDE								EEI NDE								Notes	Photo Links	Recommended Repairs								Repair Type Legend
Date	Tank No.	Overall ID	General Location			Master Feature	TesTex Indication ID on Plate	TexTex Reported Indication Location		TesTex NDE		SIMPLIFIED INDICATION TYPE	Minimum Wall Thickness (in)	Depth of Topside Indication(in)	Center of indication: X (in)	Center of indication: Y (in)	Method	Indication Type	SIMPLIFIED INDICATION TYPE	EEI Recommendation (Repair or No Repair)	Minimum Thickness (in)	Depth (in)			Center of Repair: X (in)	Center of Repair: Y (in)	Width or Dia (in)	Height (in)	Length of Weld (in)	Area of PP (sq in)	EEI repair No.	Repair No. on Plate	Repair Type (Patch, Weld, Other)
			Location in Tank	Shell Course	Plate Number			X Coordinate (in)	Y Coordinate (in)	Method	Indication Type																						
8/2/2017	14	14-UD-B-48-38-112	UD	B	48										38	112	VT	GOUGE	G	R			SG repair 0wx2h WR		38	112	0	2	2		14-UD-B-48-38-112-7	7	WR
8/2/2017	14	14-UD-B-49-4-157	UD	B	49		1	4	157	BFET	WI	WI			4	157	VT	WI	WI	R			Lack of fill 4" 5, 157, 8, 0		5	157	8	0	8		14-UD-B-49-5-157-1	1	WR
8/2/2017	14	14-UD-B-49-7-157	UD	B	49		2	7	157	BFET	WI	WI			7	157	VT	WI	WI	R			Undercut 5, 157, 8, 0		5	157	8	0	8		14-UD-B-49-5-157-1	1	WR
8/2/2017	14	14-UD-B-49-16-157	UD	B	49		3	16	157	BFET	WI	WI			16	157	VT	WI	WI	R			Lack of Fill 4" HWR		16	157	0	4	4		14-UD-B-49-16-157-2	2	WR
8/2/2017	14	14-UD-B-49-0-116	UD	B	49		4	0	116	VT	P	P			0	116	VT	P	RI	R			Pot AR 4" VWR		0	116	0	4	4		14-UD-B-49-0-116-3	3	WR
8/2/2017	14	14-UD-B-49-0-104	UD	B	49		5	0	108	VT	P	P			0	104	VT	P	RI	R			Pot AR 4" VWR		0	104	0	4	4		14-UD-B-49-0-104-4	4	WR
8/2/2017	14	14-UD-B-49-32-112	UD	B	49		6	32	112	VT	P	P			32	112	VT	P	RI	R			Weld Porosity AR 4" VWR		32	112	0	4	4		14-UD-B-49-32-112-5	5	WR
8/2/2017	14	14-UD-B-49-0-89	UD	B	49		7	0	89	VT	P	P			0	89	VT	P	RI	R			Weld Porosity AR 4" VWR		0	89	0	4	4		14-UD-B-49-0-89-6	6	WR
8/2/2017	14	14-UD-B-49-0-82	UD	B	49		8	0	82	VT	P	P			0	82	VT	P	RI	R			Weld Porosity AR 4" VWR		0	82	0	4	4		14-UD-B-49-0-82-7	7	WR
8/2/2017	14	14-UD-B-49-0-72	UD	B	49		9	0	72	BFET	WI	WI			0	72	VT	WI	WI	R			Weld Porosity AR 4" VWR		0	72	0	4	4		14-UD-B-49-0-72-8	8	WR
8/2/2017	14	14-UD-B-49-0-52	UD	B	49		10	0	52	VT	P	P			0	52	VT	P	RI	R			Weld Porosity AR 4" VWR		0	52	0	4	4		14-UD-B-49-0-52-9	9	WR
8/2/2017	14	14-UD-B-49-32-53	UD	B	49		11	32	53	VT	P	P			32	53	VT	P	RI	R			Weld Porosity AR 4" VWR		32	53	0	4	4		14-UD-B-49-32-53-10	10	WR
8/2/2017	14	14-UD-B-49-0-28	UD	B	49		12	0	28	VT	P	P			0	28	VT	P	RI	R			Weld Porosity AR 4" VWR		0	28	0	4	4		14-UD-B-49-0-28-11	11	WR
8/2/2017	14	14-UD-B-49-0-15	UD	B	49		13	0	15	VT	P	P			0	15	VT	P	RI	NR			Weld Porosity NR										
8/1/2017	14	14-UD-B-50-12-157	UD	B	50		1	12	157	BFET	WI	WI			12	157	VT	WI	WI	R			Weld		15	157	10	0	10		14-UD-B-50-15-157-1	1	WR
8/1/2017	14	14-UD-B-50-16-157	UD	B	50		2	16	157	BFET	WI	WI			16	157	VT	WI	WI	R			Weld		15	157	10	0	10		14-UD-B-50-15-157-1	1	WR
8/1/2017	14	14-UD-B-50-19-157	UD	B	50		3	19	157	BFET	WI	WI			19	157	VT	WI	WI	R			Weld		15	157	10	0	10		14-UD-B-50-15-157-1	1	WR
8/1/2017	14	14-UD-B-50-36.5-157	UD	B	50		4	36	157	BFET	WI	WI			36.5	157	VT	WI	WI	R			Weld AR 4" HWR		36	157	0	4	4		14-UD-B-50-36-157-2	2	WR
8/1/2017	14	14-UD-B-50-55-157	UD	B	50		5	55	157	BFET	WI	WI			55	157	VT	WI	WI	R			Weld AR 4" HWR		55	157	0	4	4		14-UD-B-50-55-157-3	3	WR
8/1/2017	14	14-UD-B-50-0-150	UD	B	50		6	26	150	VT	DENT	D			0	150	VT	DENT	D	R			DENT on weld 0.6" VWR		0	150	0	6	6		14-UD-B-50-0-150-4	4	WR
8/1/2017	14	14-UD-B-50-25-148	UD	B	50		7	2	148	VT	DENT	D			25	148	VT	DENT	D	R			DENT AR		25	148	8	8	32	64	14-UD-B-50-25-148-5	5	PP
8/1/2017	14	14-UD-B-50-46-148	UD	B	50		8	46	148	VT	DENT	D			46	148	VT	DENT	D	NR			DENT NR smooth shelter										
8/1/2017	14	14-UD-B-50-32-106	UD	B	50		9	32	106	VT	P	P			32	106	VT	P	RI	R			10" around feature WR		32	106	0	10	10		14-UD-B-50-32-106-6	6	WR
8/1/2017	14	14-UD-B-50-39-65	UD	B	50		10	39	63	VT	P	P			39	65	VT	P	RI	R			AR 3" HWR		39	65	0	3	3		14-UD-B-50-39-65-7	7	WR
8/1/2017	14	14-UD-B-50-56-44	UD	B	50		11	56	48	VT	DENT	D			56	44	VT	DENT	D	R			AR 3" HWR		56	44	6	6	12		14-UD-B-50-56-44-8	8	WR
8/1/2017	14	14-UD-B-50-0-53	UD	B	50		12	0	53	BFET	WI	WI			0	53	VT	WI	WI	R			4" VWR		0	53	0	4	4		14-UD-B-50-0-53-9	9	WR
8/1/2017	14	14-UD-B-50-0-48	UD	B	50		13	0	48	BFET	WI	WI			0	48	VT	WI	WI	NR			NR										
8/1/2017	14	14-UD-B-50-0-34	UD	B	50		14	0	34	BFET	WI	WI			0	34	VT	WI	WI	NR			Weld NR										
8/1/2017	14	14-UD-B-50-33-8	UD	B	50		15	33	8	VT	DENT	D			33	8	VT	DENT	D	R			DENT		31	10	8	10	36	80	14-UD-B-50-31-10-10	10	PP
8/1/2017	14	14-UD-B-50-0-128	UD	B	50		16	0	128	VT	P	P			0	128	VT	P	RI	R			AR 4" VWR		0	128	0	4	4		14-UD-B-50-0-128-11	11	WR
8/1/2017	14	14-UD-B-51-0-128	UD	B	51		1	0	128	VT	P	P			0	128	VT	P	RI	NR													
8/1/2017	14	14-UD-B-51-12-116	UD	B	51		2	12	116	VT	TS	TS			12	116	VT	GOUGE	G	R			SG, 4" HWR		12	116	4	0	4		14-UD-B-51-12-116-1	1	WR
8/1/2017	14	14-UD-B-51-0-109	UD	B	51		3	0	109	VT	P	P			0	109	VT	P	RI	NR													
8/1/2017	14	14-UD-B-51-20-67	UD	B	51	PP	4	20	67	VT	DENT	D			20	67	VT	DENT	D	R			14"H X 14"V PP		20	67	14	14	56	196	14-UD-B-51-20-67-2	2	PP
8/1/2017	14	14-UD-B-51-60-41	UD	B	51		5	60	41	VT	P	P			60	41	VT	P	RI	NR													
8/1/2017	14	14-UD-B-51-60-35	UD	B	51		6	60	35	VT	P	P			60	35	VT	RI	RI	R			4" VWR		60	35	0	4	4		14-UD-B-51-60-35-3	3	WR
8/1/2017	14	14-UD-B-51-0-26	UD	B	51		7	0	26	VT	P	P			0	26	VT	P	RI	NR													
8/1/2017	14	14-UD-B-51-14-0	UD	B	51		8	14	0	BFET	WI	WI			14	0	VT	WI	WI	NR													
8/1/2017	14	14-UD-B-51-33-80	UD	B	51	PP									33	80				N/A			MF: 4" Dia. PP										
8/1/2017	14	14-UD-B-51-38-57	UD	B	51	PP									38	57	VT	UC	UC	R			MF: 4" Dia. PP. Re-weld entire PP (~		38	57	6	6	12		14-UD-B-51-38-57-5	5	WR
8/1/2017	14	14-UD-B-51-41-125	UD	B	51	PP									41	125	VT	LOF,UC	LOF	R			MF: 2" Dia. PP. Re-weld entire PP (~		41	125	6	6	12		14-UD-B-51-41-125-4	4	WR
8/1/2017	14	14-UD-B-52-15-157	UD	B	52		1	15	157	BFET	WI	WI			15	157	VT	WI	WI	NR													
8/1/2017	14	14-UD-B-52-9-145	UD	B	52		2	9	145	VT	DENT	D			9	145	VT	DENT	D	R			2" VWR		9	145	0	2	2		14-UD-B-52-9-145-1	1	WR
8/1/2017	14	14-UD-B-52-0-74	UD	B	52		3	0	74	VT	P	P			0	74	VT	P	RI	NR													
8/1/2017	14	14-UD-B-52-10-60	UD	B	52		4	10	60	VT	DENT	D			10	60	VT	DENT	D	NR													
8/1/2017	14	14-UD-B-52-26-34	UD	B	52		5	26	34	VT	DENT	D			26	34	VT	DENT	D	R			16"H X 16"V TSPP		20	32	16	16	64	256	14-UD-B-52-20-32-2	2	PP
8/1/2017	14	14-UD-B-52-16-27	UD	B	52		6	16	27	VT	TS	TS		0.188	16	27	VT	TS	TS	R					20	32	16	16	64	256	14-UD-B-52-20-32-2	2	PP
8/1/2017	14	14-UD-B-52-0-18	UD	B	52		7	0	18	VT	P	P			0	18	VT	P	RI	NR													
8/1/2017	14	14-UD-B-52-0-9	UD	B	52		8	0	9	VT	P	P			0	9	VT	P	RI	NR													
8/1/2017	14	14-UD-B-52-24-10	UD	B	52		9	24	10	VT	DENT	D			24	10	VT	DENT	D	NR													
8/1/2017	14	14-UD-B-52-27-0	UD	B	52		10	27	0	BFET	WI	WI			27	0	VT	WI	WI	NR													
8/1/2017	14	14-UD-B-52-0-156	UD	B	52										0	156	VT	RI	RI	R			2" HWR X 2" VWR		0	156	2	2	4		14-UD-B-52-0-156-3	3	WR
8/1/2017	14	14-UD-B-53-9-156	UD	B	53		1	9	156	VT	P	P			9	156	VT	RI	RI	R			7" HWR		8	156	7	0	7		14-UD-B-53-8-156-1	1	WR
8/1/2017	14	14-UD-B-53-15-156	UD	B	53		2	15	156	BFET	WI	WI			15	156	VT	WI	WI	NR													
8/1/2017	14	14-UD-B-53-21-156	UD	B	53		3	21	156	VT	P	P			21	156	VT	P	RI	NR													

			Shell Location			Master Features Legend	TesTex NDE							EEI NDE								Notes	Photo Links	Recommended Repairs								Repair Type Legend
Date	Tank No.	Overall ID	General Location			Master Feature	TesTex Indication ID on Plate	TexTex Reported Indication Location		TesTex NDE		SIMPLIFIED INDICATION TYPE	Minimum Wall Thickness (in)	Depth of Topside Indication(in)	Center of indication: X (in)	Center of indication: Y (in)	Method	Indication Type	SIMPLIFIED INDICATION TYPE	EEI Recommendation (Repair or No Repair)	Minimum Thickness (in)	Depth (in)			Center of Repair: X (in)	Center of Repair: Y (in)	Width or Dia (in)	Height (in)	Length of Weld (in)	Area of PP (sq in)	EEI repair No.	Repair No. on Plate	Repair Type (Patch, Weld, Other)
			Location in Tank	Shell Course	Plate Number			X Coordinate (in)	Y Coordinate (in)	Method	Indication Type																					
8/1/2017	14	14-UD-B-53-28-156	UD	B	53		4	28	156	BFET	WI	WI			28	156	VT	RI	RI	R			8" HWR		29	156	32	0	32		14-UD-B-53-29-156-2	2	WR
8/1/2017	14	14-UD-B-53-29-156	UD	B	53		5	29	156	VT	P	P			29	156	VT	RI	RI	R			32" HWR X 5" VWR		29	156	32	0	32		14-UD-B-53-29-156-2	2	WR
8/1/2017	14	14-UD-B-53-52-152	UD	B	53		6	52	152	VT	P	P			52	152	VT	P	RI	R					52	152	0	5	5		14-UD-B-53-52-152-3	3	WR
8/1/2017	14	14-UD-B-53-30-108	UD	B	53		7	30	108	VT	P	P			30	108	VT	P	RI	R			MF: re-weld PL anchor (~20"H X 10"V		30	114	20	10	30		14-UD-B-53-30-114-4	4	WR
8/1/2017	14	14-UD-B-53-19-50	UD	B	53		8	19	50	VT	DENT	D			19	50	VT	DENT	D	NR													
8/1/2017	14	14-UD-B-53-19-36	UD	B	53		9	19	36	VT	DENT	D			19	36	VT	DENT	D	R			6"H X 6"V PP		19	36	6	0	18.84956	28.27433	14-UD-B-53-19-36-5	5	PP
8/1/2017	14	14-UD-B-53-5-15	UD	B	53		10	5	15	VT	DENT	D			5	15	VT	DENT	D	R			8"H X 8"V PP		5	15	8	8	32	64	14-UD-B-53-5-15-6	6	TSPP
8/1/2017	14	14-UD-B-53-0-13	UD	B	53		11	0	13	BFET	WI	WI			0	13	VT	WI	WI	NR													
8/1/2017	14	14-UD-B-53-60-11	UD	B	53		12	60	11	VT	P	P			60	11	VT	P	RI	NR													
8/1/2017	14	14-UD-B-53-9-0	UD	B	53		13	9	0	VT	P	P			9	0	VT	P	RI	NR													
8/1/2017	14	14-UD-B-53-56-0	UD	B	53										56	0	VT	LOF,UC	LOF	R			8" HWR + Re-weld CP Int (~9"VWR)		56	0	8	9	17		14-UD-B-53-56-0-7	7	WR
8/1/2017	14	14-UD-B-54-5-156	UD	B	54		1	5	156	VT	P	P			5	156	VT	RI	RI	R			4"HWR		5	156	4	0	4		14-UD-B-54-5-156-1	1	WR
8/1/2017	14	14-UD-B-54-37-156	UD	B	54		2	37	156	BFET	WI	WI			37	156	VT	WI	WI	NR													
8/1/2017	14	14-UD-B-54-45-156	UD	B	54		3	45	156	BFET	WI	WI			45	156	VT	WI	WI	NR													
8/1/2017	14	14-UD-B-54-26-135	UD	B	54		4	26	135	VT	DENT	D			26	135	VT	DENT	D	R			12"H X 12"V PP		26	135	12	12	24		14-UD-B-54-26-135-2	2	WR
8/1/2017	14	14-UD-B-54-0-106	UD	B	54		5	0	106	BFET	WI	WI			0	106	VT	WI	WI	NR													
8/1/2017	14	14-UD-B-54-0-85	UD	B	54		6	0	85	BFET	WI	WI			0	85	VT	WI	WI	NR													
8/1/2017	14	14-UD-B-54-0-53	UD	B	54		7	0	53	BFET	WI	WI			0	53	VT	WI	WI	NR													
8/1/2017	14	14-UD-B-54-0-50	UD	B	54		8	0	50	BFET	WI	WI			0	50	VT	WI	WI	NR													
8/1/2017	14	14-UD-B-54-0-28	UD	B	54		9	0	28	VT	P	P			0	28	VT	P	RI	NR													
8/1/2017	14	14-UD-B-54-10-0	UD	B	54		10	10	0	VT	P	P			10	0	VT	P	RI	NR													
8/1/2017	14	14-UD-B-54-42-65	UD	B	54										42	65	VT	GOUGE	G	R			SG 4"HWR		42	65	4	0	4		14-UD-B-54-42-65-4	4	WR
8/1/2017	14	14-UD-B-54-45-39	UD	B	54										45	39	VT	GOUGE	G	R			SG 4"VWR		45	39	0	4	4		14-UD-B-54-45-39-3	3	WR
8/1/2017	14	14-UD-B-55-32-55	UD	B	55		1	32	55	BFET	WI	WI			32	55	VT	WI	WI	R			Weld Ind Lack of fill AR 4" HWR		32	55	0	4	4		14-UD-B-55-32-55-1	1	WR
8/1/2017	14	14-UD-B-55-32-37	UD	B	55		2	32	37	VT	P	P			32	37	VT	P	RI	R			Weld Porosity AR 4" VWR		32	37	0	4	4		14-UD-B-55-32-37-2	2	WR
8/1/2017	14	14-UD-B-55-0-0	UD	B	55		3	0	0	BFET	WI	WI			0	0	VT	WI	WI	R			Weld AAR 4" VWR		0	0	0	4	4		14-UD-B-55-0-0-3	3	WR
7/31/2017	14	14-UD-B-56-12-156	UD	B	56		1	12	156	VT	P	P			12	156	VT	P	RI	R			AR 4" HWR		12	156	0	4	4		14-UD-B-56-12-156-1	1	WR
7/31/2017	14	14-UD-B-56-51-156	UD	B	56		2	51	156	VT	P	P			51	156	VT	P	RI	R			AR 4" HWR		51	156	0	4	4		14-UD-B-56-51-156-2	2	WR
7/31/2017	14	14-UD-B-56-135-133	UD	B	56		3	135	133	VT	TS	TS		0.156	135	133	VT	TS	TS	R			DENT 6X6 plate		135	133	6	0	18.84956	28.27433	14-UD-B-56-135-133-3	3	PP
7/31/2017	14	14-UD-B-56-32-105	UD	B	56		4	32	105	BFET	WI	WI			32	105	VT	WI	WI	R			AR 5" HWR		32	105	0	5	5		14-UD-B-56-32-105-4	4	WR
7/31/2017	14	14-UD-B-56-38.5-28	UD	B	56		5	38	31	LFET	BC	BC	0.195		38.5	28	PAUT	BC	BC	NR	0.195		Bottom side corrosion 0.195" PAUT										
7/31/2017	14	14-UD-B-56-38.5-28	UD	B	56		6	38	28	LFET	BC	BC	0.192		38.5	28	PAUT	BC	BC	NR	0.192		Bottom side corrosion 0.192" PAUT										
7/31/2017	14	14-UD-B-56-60-18	UD	B	56		7	60	18	BFET	WI	WI			60	18	VT	WI	WI	NR			NR										
7/31/2017	14	14-UD-B-56-38-74	UD	B	56										38	74	VT	DENT	D	R			DENT 6X6 plate		38	74	6	0	18.84956	28.27433	14-UD-B-56-38-74-5	5	PP
7/31/2017	14	14-UD-B-57-14-155	UD	B	57		1	14	155	BFET	WI	WI			14	155	VT	WI	WI	R			Weld Ind		21	155	18	0	18		14-UD-B-57-21-155-1	1	WR
7/31/2017	14	14-UD-B-57-21-155	UD	B	57		2	21	155	BFET	WI	WI			21	155	VT	WI	WI	R			Weld Ind		21	155	18	0	18		14-UD-B-57-21-155-1	1	WR
7/31/2017	14	14-UD-B-57-29-155	UD	B	57		3	29	155	VT	P	P			29	155	VT	P	RI	R			Weld Porosity		21	155	18	0	18		14-UD-B-57-21-155-1	1	WR
7/31/2017	14	14-UD-B-57-50-155	UD	B	57		4	50	155	VT	P	P			50	155	VT	P	RI	R			Weld Porosity AR 4" HWR		50	155	0	4	4		14-UD-B-57-50-155-2	2	WR
7/31/2017	14	14-UD-B-57-0-140	UD	B	57		5	0	140	BFET	WI	WI			0	140	VT	WI	WI	NR			Weld Ind NR										
7/31/2017	14	14-UD-B-57-0-120	UD	B	57		6	0	120	VT	P	P			0	120	VT	P	RI	NR			Weld Por NR										
7/31/2017	14	14-UD-B-57-60-66	UD	B	57		7	60	66	BFET	WI	WI			60	66	VT	WI	WI	NR			Weld Ind NR										
7/31/2017	14	14-UD-B-57-60-50	UD	B	57		8	60	50	BFET	WI	WI			60	50	VT	WI	WI	R			Weld Ind AR 4" VWR		60	50	0	4	4		14-UD-B-57-60-50-3	3	WR
7/31/2017	14	14-UD-B-57-32-33	UD	B	57		9	32	33	LFET	BC	BC	0.143		32	33	PAUT	BC	BC	NR			PL defect										
7/31/2017	14	14-UD-B-57-3-0	UD	B	57		10	3	0	VT	P	P			3	0	VT	P	RI	R			Weld Porosity AR 4" HWR		3	0	0	4	4		14-UD-B-57-3-0-4	4	WR
7/31/2017	14	14-UD-B-58-14-147	UD	B	58		1	14	147	VT	DENT	D			14	147	VT	DENT	D	R			DENT AR 6x6 Pl		14	147	6	0	18.84956	28.27433	14-UD-B-58-14-147-1	1	PP
7/31/2017	14	14-UD-B-58-0-104	UD	B	58		2	0	104	VT	P	P			0	104	VT	P	RI	R			Weld porosity AR 4"		0	104	0	4	4		14-UD-B-58-0-104-2	2	WR
7/31/2017	14	14-UD-B-58-0-58	UD	B	58		3	0	58	BFET	WI	WI			0	58	VT	WI	WI	R			Weld Ind AR 4"		0	58	0	4	4		14-UD-B-58-0-58-3	3	WR
7/31/2017	14	14-UD-B-58-12-33	UD	B	58		4	12	33	VT	DENT	D			12	33	VT	DENT	D	R			DENT AR 6x6 Pl		12	33	6	0	18.84956	28.27433	14-UD-B-58-12-33-4	4	PP
7/31/2017	14	14-UD-B-58-0-9	UD	B	58		5	0	9	BFET	WI	WI			0	9	VT	WI	WI	NR			Weld Ind NR										
7/31/2017	14	14-UD-B-59-35-158	UD	B	59		1	35	158	BFET	WI	WI			35	158	VT	WI	WI	R			Weld Ind AR 6" HWR undercut		35	158	0	6	6		14-UD-B-59-35-158-1	1	WR
7/31/2017	14	14-UD-B-59-0-141	UD	B	59		2	0	141	BFET	WI	WI			0	141	VT	WI	WI	R			Weld Ind AR 4" VWR		0	141	0	4	4		14-UD-B-59-0-141-2	2	WR
7/31/2017	14	14-UD-B-59-0-132	UD	B	59		3	0	132	BFET	WI	WI			0	132	VT	WI	WI	R			Weld Ind AR 4" VWR		0	132	0	4	4		14-UD-B-59-0-132-3	3	WR
7/31/2017	14	14-UD-B-59-42-120	UD	B	59		4	42	120	VT	DENT	D			42	120	VT	DENT	D	R			DENT AR 8x8 PL		42	120	8	8	32	64	14-UD-B-59-42-120-4	4	PP
7/31/2017	14	14-UD-B-59-25-102	UD	B	59		5	25	102	VT	DENT	D			25	102	VT	DENT	D	R			DENT AR 6x8 PL		25	102	8	8	32	64	14-UD-B-59-25-102-5	5	PP
7/31/2017	14	14-UD-B-59-30-112	UD	B	59										30	112				N/A			5x1 feature										

BWS031636

RDHLCC0028105

			Shell Location			Master Features Legend	TesTex NDE							EEI NDE								Notes	Photo Links	Recommended Repairs								Repair Type Legend
Date	Tank No.	Overall ID	General Location			Master Feature	TesTex Indication ID on Plate	TexTex Reported Indication Location		TesTex NDE		SIMPLIFIED INDICATION TYPE	Minimum Wall Thickness (in)	Depth of Topside Indication(in)	Center of indication: X (in)	Center of indication: Y (in)	Method	Indication Type	SIMPLIFIED INDICATION TYPE	EEI Recommendation (Repair or No Repair)	Minimum Thickness (in)	Depth (in)			Center of Repair: X (in)	Center of Repair: Y (in)	Width or Dia (in)	Height (in)	Length of Weld (in)	Area of PP (sq in)	EEI repair No.	Repair No. on Plate	Repair Type (Patch, Weld, Other)
			Location in Tank	Shell Course	Plate Number			X Coordinate (in)	Y Coordinate (in)	Method	Indication Type																					
7/31/2017	14	14-UD-B-60-0-157	UD	B	60		1	0	157	VT	P	P			0	157	VT	P	RI	R			Weld Porosity AR 4" HWR		0	157	0	4	4		14-UD-B-60-0-157-1	1	WR
7/31/2017	14	14-UD-B-60-34.5-157	UD	B	60		2	34	157	VT	P	P			34.5	157	VT	P	RI	R			Weld Porosity AR 5" HWR		34	157	0	5	5		14-UD-B-60-34-157-2	2	WR
7/31/2017	14	14-UD-B-60-60-103	UD	B	60		3	60	103	BFET	WI	WI			60	103	VT	WI	WI	R			Weld Ind AR 4" VWR		60	103	0	4	4		14-UD-B-60-60-103-3	3	WR
7/31/2017	14	14-UD-B-60-60-90	UD	B	60		4	60	90	BFET	WI	WI			60	90	VT	WI	WI	R			Weld Ind AR 4" VWR		60	90	0	4	4		14-UD-B-60-60-90-4	4	WR
7/31/2017	14	14-UD-B-60-60-62	UD	B	60		5	60	62	BFET	WI	WI			60	62	VT	WI	WI	R			Weld Ind AR 4" VWR		60	62	0	4	4		14-UD-B-60-60-62-5	5	WR
7/31/2017	14	14-UD-B-60-60-8	UD	B	60		6	60	8	VT	P	P			60	8	VT	P	RI	R			Weld for AR 4" VWR		60	8	0	4	4		14-UD-B-60-60-8-6	6	WR
7/31/2017	14	14-UD-B-60-17-131	UD	B	60	PP									17	131				N/A			3" PP										
7/31/2017	14	14-UD-B-60-39-9	UD	B	60										39	9	VT	GOUGE	G	R		0.15	0.100 Pit/Guage 3" HWR Fill in		32	9	3	0	3		14-UD-B-60-32-9-7	7	WR
7/31/2017	14	14-UD-B-60-48-107	UD	B	60										48	107	VT	RI	RI	R			.110" deep pit top		48	107	6	0	18.84956	28.27433	14-UD-B-60-48-107-8	8	PP
7/31/2017	14	14-UD-B-61-5-150	UD	B	61		1	5	150	VT	DENT	D			5	150	VT	DENT	D	R			DENT AR 6x6 PL		1	150	6	6	24	36	14-UD-B-61-1-150-1	1	TSPP
7/31/2017	14	14-UD-B-61-0-138	UD	B	61		2	0	132	VT	P	P			0	138	VT	P	RI	R			Weld Porosity AR 4" VWR		0	138	0	4	4		14-UD-B-61-0-138-2	2	WR
7/31/2017	14	14-UD-B-61-0-74	UD	B	61		3	0	74	VT	P	P			0	74	VT	P	RI	R			Weld Porosity AR 4" VWR		0	74	0	4	4		14-UD-B-61-0-74-3	3	WR
7/31/2017	14	14-UD-B-61-32-64	UD	B	61		4	32	64	VT	P	P			32	64	VT	P	RI	R			Weld Porosity AR 4" VWR		32	64	0	4	4		14-UD-B-61-32-64-4	4	WR
7/31/2017	14	14-UD-B-61-0-48	UD	B	61		5	0	48	BFET	WI	WI			0	48	VT	WI	WI	NR			Weld Ind NR										
7/31/2017	14	14-UD-B-61-32-46	UD	B	61		6	32	46	VT	P	P			32	46	VT	P	RI	R			Weld Porosity AR 4" VWR		32	46	0	4	4		14-UD-B-61-32-46-5	5	WR
7/31/2017	14	14-UD-B-61-15-34	UD	B	61		7	15	34	VT	P	P	0.14		15	34	VT	P	RI	R			0.110 Pit/gouge 1" HWR Fill in		15	34	0	1	1		14-UD-B-61-15-34-6	6	WR
7/31/2017	14	14-UD-B-62-27-156	UD	B	62		1	27	156	VT	P	P			27	156	VT	P	RI	R			Weld Porosity AR 4" HWR		27	156	0	1	1		14-UD-B-62-27-156-1	1	WR
7/31/2017	14	14-UD-B-62-0-131	UD	B	62		2	0	131	BFET	WI	WI			0	131	VT	WI	WI	R			Weld Ind 4" VWR		0	131	0	4	4		14-UD-B-62-0-131-2	2	WR
7/31/2017	14	14-UD-B-62-60-105	UD	B	62		3	60	105	VT	P	P			60	105	VT	P	RI	R			Weld Porosity AR 4" VWR		60	105	0	4	4		14-UD-B-62-60-105-3	3	WR
7/31/2017	14	14-UD-B-62-28-113	UD	B	62		4	28	113	VT	P	P			28	113	VT	P	RI	R			Weld Porosity 1" VWR		28	113	0	1	1		14-UD-B-62-28-113-4	4	WR
7/31/2017	14	14-UD-B-62-0-94	UD	B	62		5	0	94	VT	P	P			0	94	VT	P	RI	R			Weld Porosity AR 4" VWR		0	94	0	4	4		14-UD-B-62-0-94-5	5	WR
7/31/2017	14	14-UD-B-62-0-70	UD	B	62		6	0	70	BFET	WI	WI			0	70	VT	WI	WI	R			Weld Ind		0	68	0	8	8		14-UD-B-62-0-68-6	6	WR
7/31/2017	14	14-UD-B-62-0-66	UD	B	62		7	0	66	VT	P	P			0	66	VT	P	RI	R			Weld Porosity		0	68	0	8	8		14-UD-B-62-0-68-6	6	WR
7/31/2017	14	14-UD-B-62-0-34	UD	B	62		8	0	34	BFET	WI	WI			0	34	VT	WI	WI	R			Weld Ind AR 4" VWR		0	34	0	4	4		14-UD-B-62-0-34-7	7	WR
7/31/2017	14	14-UD-B-62-0-26	UD	B	62		9	0	26	VT	P	P			0	26	VT	P	RI	R			Weld Por AR 4" VWR		0	26	0	4	4		14-UD-B-62-0-26-8	8	WR
7/31/2017	14	14-UD-B-62-0-6.5	UD	B	62		10	0	6	VT	P	P			0	6.5	VT	P	RI	R			Weld Porosity AR 4" VWR		0	6	0	4	4		14-UD-B-62-0-6-9	9	WR
7/31/2017	14	14-UD-B-62-36-0	UD	B	62		11	36	0	BFET	WI	WI			36	0	VT	WI	WI	R			Weld Ind/UC AR 4" HWR		36	0	0	4	4		14-UD-B-62-36-0-10	10	WR
7/31/2017	14	14-UD-B-62-60-8	UD	B	62		12	60	8	BFET	WI	WI			60	8	VT	WI	WI	NR			Weld Ind NR										
7/31/2017	14	14-UD-B-62-30-113	UD	B	62	Bracket									30	113				N/A			5x1 old bracket?										
7/31/2017	14	14-UD-B-62-48-96	UD	B	62	N									48	96				N/A			3" cap										
7/31/2017	14	14-UD-B-63-10-104	UD	B	63		1	10	104	VT	DENT	D			10	104	VT	DENT	D	R			DENT AR 6x6 PL		10	104	6	0	18.84956	28.27433	14-UD-B-63-10-104-1	1	PP
7/31/2017	14	14-UD-B-63-1-92	UD	B	63		2	1	92	VT	P	P			1	92	VT	P	RI	R			Weld Porosity AR 4" VWR		1	92	0	4	4		14-UD-B-63-1-92-2	2	WR
7/31/2017	14	14-UD-B-63-17-68	UD	B	63		3	17	68	VT	DENT	D			17	68	VT	DENT	D	R			DENT AR 8x8 PL		17	68	8	8	32	64	14-UD-B-63-17-68-3	3	PP
7/31/2017	14	14-UD-B-63-60-48	UD	B	63		4	60	48	VT	P	P			60	48	VT	P	RI	R			Weld Porosity AR 4" VWR		60	48	0	4	4		14-UD-B-63-60-48-4	4	WR
7/31/2017	14	14-UD-B-63-60-24	UD	B	63		5	60	24	BFET	WI	WI			60	24	VT	WI	WI	R			Weld Inc AR 4" VWR		60	24	0	4	4		14-UD-B-63-60-24-5	5	WR
7/31/2017	14	14-UD-B-63-60-18	UD	B	63		6	60	18	BFET	WI	WI			60	18	VT	WI	WI	R			weld ind AR 4" VWR		60	18	0	4	4		14-UD-B-63-60-18-6	6	WR
7/31/2017	14	14-UD-B-63-1-1	UD	B	63		7	1	1	VT	P	P			1	1	VT	P	RI	R			weld POR AR 4" VWR		1	1	0	4	4		14-UD-B-63-1-1-7	7	WR
7/31/2017	14	14-UD-B-63-36-57	UD	B	63										36	57	VT	ENT,GOUG	G	R	0.160		.090-.100 pit 1" HWR ground smooth		36	57	1	0	1		14-UD-B-63-36-57-8	8	WR
7/31/2017	14	14-UD-B-64-4-84	UD	B	64	PP									4	84				N/A			existing 6" PP										
7/31/2017	14	14-UD-B-65-0-118	UD	B	65		1	0	118	BFET	WI	WI			0	118	VT	WI	WI	R			Weld Indication AR 5" VWR		0	118	0	5	5		14-UD-B-65-0-118-1	1	WR
7/31/2017	14	14-UD-B-65-0-110	UD	B	65		2	0	110	VT	P	P			0	110	VT	P	RI	R			Weld Porosity AR 4" VWR		0	110	0	4	4		14-UD-B-65-0-110-2	2	WR
7/31/2017	14	14-UD-B-65-27-105	UD	B	65		3	31	105	VT	P	P			27	105	VT	P	RI	R			Weld Porosity 1" VWR		27	105	0	1	1		14-UD-B-65-27-105-3	3	WR
7/31/2017	14	14-UD-B-65-32-105	UD	B	65		4	31	105	VT	P	P			32	105	VT	P	RI	R			Weld Porosity AR 1" VWR		32	105	0	1	1		14-UD-B-65-32-105-4	4	WR
7/31/2017	14	14-UD-B-65-0-91	UD	B	65		5	0	91	BFET	WI	WI			0	91	VT	WI	WI	R			Weld Indication		0	90	0	6	6		14-UD-B-65-0-90-5	5	WR
7/31/2017	14	14-UD-B-65-0-89	UD	B	65		6	0	89	BFET	WI	WI			0	89	VT	WI	WI	R			Weld Indication		0	90	0	6	6		14-UD-B-65-0-90-5	5	WR
7/31/2017	14	14-UD-B-65-0-78	UD	B	65		7	0	78	BFET	WI	WI			0	78	VT	WI	WI	NR			Weld Indication NR										
7/31/2017	14	14-UD-B-65-60-64	UD	B	65		8	60	64	VT	P	P			60	64	VT	P	RI	R			Weld Porosity AR 4" VWR		60	64	0	4	4		14-UD-B-65-60-64-6	6	WR
7/31/2017	14	14-UD-B-65-0-54	UD	B	65		9	0	54	VT	P	P			0	54	VT	P	RI	R			Weld Porosity AR 4" VWR		0	54	0	4	4		14-UD-B-65-0-54-7	7	WR
7/31/2017	14	14-UD-B-65-50-62	UD	B	65		10	50	62	VT	DENT	D			50	62	VT	DENT	D	R			DENT AR 8x8 PL		50	62	8	8	32	64	14-UD-B-65-50-62-8	8	PP
7/31/2017	14	14-UD-B-65-0-32	UD	B	65		11	0	32	BFET	WI	WI			0	32	VT	WI	WI	R			Weld Indication AR 4" VWR		0	32	0	4	4		14-UD-B-65-0-32-9	9	WR
7/31/2017	14	14-UD-B-65-0-21	UD	B	65		12	0	21	BFET	WI	WI			0	21	VT	WI	WI	R			Weld Indication AR 4" VWR		0	21	0	4	4		14-UD-B-65-0-21-10	10	WR
7/31/2017	14	14-UD-B-65-0-2	UD	B	65		13	0	2	BFET	WI	WI			0	2	VT	WI	WI	R			Weld Indication AR 4" VWR		0	2	0	4	4		14-UD-B-65-0-2-11	11	WR
7/31/2017	14	14-UD-B-65-60-9	UD	B	65		14	60	9	VT	P	P			60	9	VT	P	RI	R			Weld Porosity AR 4" VWR		60	9	0	4	4		14-UD-B-65-60-9-12	12	WR
7/31/2017	14	14-UD-B-65-60-1	UD	B	65		15	60	1	VT	P	P			60	1	VT	P	RI	R			Weld Porosity AR 4" VWR		60	1	0	4	4		14-UD-B-65-60-1-13	13	WR
7/31/2017	14	14-UD-B-65-30-105	UD	B	65	PP									30	105				N/A			5X1 existing feature										

		Shell Location			Master Features Legend	TesTex NDE								EEI NDE								Notes	Photo Links	Recommended Repairs								Repair Type Legend
Date	Tank No.	Overall ID	General Location			Master Feature	TesTex Indication ID on Plate	TexTex Reported Indication Location		TesTex NDE		SIMPLIFIED INDICATION TYPE	Minimum Wall Thickness (in)	Depth of Topside Indication(in)	Center of indication: X (in)	Center of indication: Y (in)	Method	Indication Type	SIMPLIFIED INDICATION TYPE	EEI Recommendation (Repair or No Repair)	Minimum Thickness (in)	Depth (in)			Center of Repair: X (in)	Center of Repair: Y (in)	Width or Dia (in)	Height (in)	Length of Weld (in)	Area of PP (sq in)	EEI repair No.	Repair No. on Plate	Repair Type (Patch, Weld, Other)
			Location in Tank	Shell Course	Plate Number			X Coordinate (in)	Y Coordinate (in)	Method	Indication Type																					
7/31/2017	14	14-UD-B-66-0-79	UD	B	66		1	0	79	VT	P	P			0	79	VT	P	RI	R			Weld Porosity AR 4" VWR		0	79	0	4	4		14-UD-B-66-0-79-1	1	WR
7/31/2017	14	14-UD-B-66-0-59	UD	B	66		2	0	59	BFET	WI	WI			0	59	VT	WI	WI	R			Weld Indication AR 4" VWR		0	59	0	4	4		14-UD-B-66-0-59-2	2	WR
7/31/2017	14	14-UD-B-66-0-28	UD	B	66		3	0	28	VT	P	P			0	28	VT	P	RI	NR													
7/31/2017	14	14-UD-B-66-0-20	UD	B	66		4	0	20	BFET	WI	WI			0	20	VT	WI	WI	R			Weld Indication AR 4" VWR		0	20	0	4	4		14-UD-B-66-0-20-3	3	WR
7/31/2017	14	14-UD-B-66-0-14	UD	B	66		5	0	14	VT	P	P			0	14	VT	P	RI	R			Weld Porosity		0	10	0	10	10		14-UD-B-66-0-10-5	5	WR
7/31/2017	14	14-UD-B-66-0-9	UD	B	66		6	0	9	VT	P	P			0	9	VT	P	RI	R			Weld Porosity 0, 10, 0 10 VWR		0	10	0	10	10		14-UD-B-66-0-10-5	5	WR
7/28/2017	14	14-UD-B-67-0-75	UD	B	67		1	0	75	VT	P	P			0	75	VT	P	RI	R			Porosity, AR 4" VWR		0	75	0	4	4		14-UD-B-67-0-75-1	1	WR
7/28/2017	14	14-UD-B-67-0-63	UD	B	67		2	0	63	VT	P	P			0	63	VT	P	RI	R			Porosity, AR 4" VWR		0	63	0	4	4		14-UD-B-67-0-63-2	2	WR
7/28/2017	14	14-UD-B-67-24-17	UD	B	67		3	24	17	VT	DENT	D			24	17	VT	DENT	D	NR			DENT, AR, smooth round										
7/28/2017	14	14-UD-B-67-17-45	UD	B	67	PP									17	45				N/A			Existing feature										
7/28/2017	14	14-UD-B-68-23-123	UD	B	68		1	23	123	VT	P	P			23	123	VT	P	RI	R			PP, Porosity 4" HWR		23	123	4	0	4		14-UD-B-68-23-123-1	1	WR
7/28/2017	14	14-UD-B-68-0-111	UD	B	68		2	0	111	VT	P	P			0	111	VT	P	RI	R			Porosity 4" VWR on PP		0	111	0	4	4		14-UD-B-68-0-111-2	2	WR
7/28/2017	14	14-UD-B-68-11.5-69	UD	B	68		3	11	69	LFET	BC	BC	0.157		11.5	69	PAUT	BC	BC	R			tr<=0.160, LFET BC 12X12 PP		11	69	12	12	48	144	14-UD-B-68-11-69-3	3	PP
7/28/2017	14	14-UD-B-68-54-56	UD	B	68		4	54	56	VT	DENT	D			54	56	VT	DENT	D	R			DENT 8X8 PP		54	56	8	8	32	64	14-UD-B-68-54-56-4	4	PP
7/28/2017	14	14-UD-B-68-12-28	UD	B	68		5	12	28	VT	DENT	D			12	28	VT	DENT	D	R			DENT 6X6 PP		12	28	6	0	18.84956	28.27433	14-UD-B-68-12-28-5	5	PP
7/28/2017	14	14-UD-B-68-29-3.5	UD	B	68		6	29	3	VT	DENT	D			29	3.5	VT	DENT	D	R			DENT 6X6 PP		29	3	6	6	24	36	14-UD-B-68-29-3-6	6	TSPP
7/28/2017	14	14-UD-B-68-34-0	UD	B	68		7	34	0	BFET	WI	WI			34	0	VT	WI	WI	R			WI 4" HWR		34	0	4	0	4		14-UD-B-68-34-0-7	7	WR
7/28/2017	14	14-UD-B-68-22-123	UD	B	68	PP									22	123				N/A			existing 3" PP										
7/28/2017	14	14-UD-B-68-21-64	UD	B	68	PP									21	64				N/A			existing 3" PP										
7/28/2017	14	14-UD-B-68-30-108	UD	B	68										30	108				N/A			existing 5x1 feature										
7/28/2017	14	14-UD-B-68-50-78	UD	B	68	N									50	78				N/A			existing 3" cap										
7/28/2017	14	14-UD-B-69-0-85	UD	B	69		1	0	85	VT	P	P			0	85	VT	P	RI	R			AR 4" VWR		0	85	0	4	4		14-UD-B-69-0-85-1	1	WR
7/28/2017	14	14-UD-B-69-0-70	UD	B	69		2	0	70	VT	P	P			0	70	VT	P	RI	NR					0	70							
7/28/2017	14	14-UD-B-69-0-56	UD	B	69		3	0	56	VT	P	P			0	56	VT	P	RI	NR					0	56							
7/28/2017	14	14-UD-B-69-0-129	UD	B	69		4	0	129	VT	P	P			0	129	VT	P	RI	R			AR 4" VWR		0	129	0	4	4		14-UD-B-69-0-129-2	2	WR
7/28/2017	14	14-UD-B-70-32-40	UD	B	70		1	32	40	VT	P	P			32	40	VT	P	RI	R			AR 4" VWR		32	40	0	4	4		14-UD-B-70-32-40-1	1	WR
7/28/2017	14	14-UD-B-71-19-156	UD	B	71		1	19	156	VT	P	P			19	156	VT	P	RI	R			AR 4" HWR		19	156	4	0	4		14-UD-B-71-19-156-1	1	WR
7/28/2017	14	14-UD-B-71-60-120	UD	B	71		2	60	120	VT	P	P			60	120	VT	P	RI	R			AR 4" VWR		60	120	0	4	4		14-UD-B-71-60-120-2	2	WR
7/28/2017	14	14-UD-B-71-0-72	UD	B	71		4	0	72	VT	P	P			0	72	VT	P	RI	R			AR 4" VWR		0	72	0	4	4		14-UD-B-71-0-72-4	4	WR
7/28/2017	14	14-UD-B-71-30-110	UD	B	71	Bracket									30	110				N/A			5X1 feature										
7/28/2017	14	14-UD-B-71-10-26	UD	B	71										10	26	VT	DENT	D	R			AR 6x6 PP .220" deep DENT		10	26	6	0	18.84956	28.27433	14-UD-B-71-10-26-5	5	PP
7/28/2017	14	14-UD-B-71-32-113	UD	B	71										32	113	VT	WI	WI	R			5" HWR under feature		32	113	5	0	5		14-UD-B-71-32-113-3	3	WR
7/28/2017	14	14-UD-B-71-45-71	UD	B	71										45	71	VT	GOUGE	G	R			gouge fill 2,0		45	71	2	0	2		14-UD-B-71-45-71-6	6	WR
7/28/2017	14	14-UD-B-72-0-90	UD	B	72		1	0	90	VT	P	P			0	90	VT	P	RI	R			AR 4" VWR		0	90	0	4	4		14-UD-B-72-0-90-1	1	WR
7/28/2017	14	14-UD-B-72-26-38	UD	B	72		2	26	38	VT	DENT	D			26	38	VT	DENT	D	R			7.25" deep 10WX8H PP		26	38	10	8	36	80	14-UD-B-72-26-38-2	2	PP
7/28/2017	14	14-UD-B-72-52-96	UD	B	72		3	52	96	VT	P	P			52	96	VT	P	RI	R			POR AR 4" VWR		52	96	0	4	4		14-UD-B-72-52-96-3	3	WR
7/28/2017	14	14-UD-B-72-18-97	UD	B	72		4	18	97	VT	SG	G			18	97	VT	GOUGE	G	R			Gouge AR 4" VWR		18	97	0	4	4		14-UD-B-72-18-97-4	4	WR
7/28/2017	14	14-UD-B-72-11-144	UD	B	72		5	11	144	VT	TS	TS			11	144	VT	TS	TS	R			pit TS 2" WR fill		11	144	0	2	2		14-UD-B-72-11-144-5	5	WR
7/28/2017	14	14-UD-B-72-52-52	UD	B	72		6	52	52	VT	TS	TS			52	52	VT	TS	TS	NR													
8/18/2017	14	14-UD-A-1-6-157	UD	A	1		1	6	157	VT	WI	WI			6	157	VT	WI	WI	R			5" HWR		6	157	5	0	5		14-UD-A-1-6-157-1	1	WR
8/18/2017	14	14-UD-A-1-0-106	UD	A	1		2	0	106	VT	WI	WI			0	106	VT	WI	WI	NR													
8/18/2017	14	14-UD-A-1-0-112	UD	A	1		3	0	112	VT	WI	WI			0	112	VT	WI	WI	NR													
8/18/2017	14	14-UD-A-1-14-74	UD	A	1		4	14	74	VT	DENT	D			14	74	VT	DENT	D	NR													
8/18/2017	14	14-UD-A-1-15-48	UD	A	1		5	15	48	VT	DENT	D			15	48	VT	DENT	D	NR													
8/18/2017	14	14-UD-A-1-0-44	UD	A	1		6	0	44	VT	WI	WI			0	44	VT	WI	WI	R			6" VWR		0	44	0	6	6		14-UD-A-1-0-44-2	2	WR
8/18/2017	14	14-UD-A-1-35-20	UD	A	1		7	35	20	VT	P	P			35	20	VT	P	RI	R			8" VWR		35	20	0	8	8		14-UD-A-1-35-20-3	3	WR
8/18/2017	14	14-UD-A-1-35-4	UD	A	1		8	35	4	VT	WI	WI			35	4	VT	WI	WI	R			8" VWR		35	4	0	8	8		14-UD-A-1-35-4-4	4	WR
9/12/2017	14	14-UD-A-1-34-58	UD	A	1										34	58	VT	RI	RI	R			6" VWR		34	58	0	6	6		14-UD-A-1-34-58-5	5	WR
8/10/2017	14	14-UD-A-2-39-81	UD	A	2	Bracket									39	81				N/A			6" lifting eye										
8/10/2017	14	14-UD-A-2-38-54	UD	A	2	Bracket									38	54				N/A			2X3 angled iron attach										
8/10/2017	14	14-UD-A-2-44-9	UD	A	2	Bracket									44	9				N/A			4" channel attach										
8/10/2017	14	14-UD-A-2-0-37	UD	A	2										0	37	VT	P	RI	R			8 VWR		0	37	0	8	8		14-UD-A-2-0-37-2	2	WR
8/10/2017	14	14-UD-A-2-4-156	UD	A	2										4	156	VT	P	RI	R			11" HWR		4	156	11	0	11		14-UD-A-2-4-156-1	1	WR
8/10/2017	14	14-UD-A-2-50-131	UD	A	2										50	131	VT	GOUGE	G	R			SG WR		50	131	6	0	18.84956	28.27433	14-UD-A-2-50-131-4	4	PP
8/10/2017	14	14-UD-A-2-56-156	UD	A	2										56	156	VT	P	RI	R			7" HWR		56	156	7	0	7		14-UD-A-2-56-156-3	3	WR

			Shell Location			Master Features Legend	TesTex NDE							EEI NDE								Notes	Photo Links	Recommended Repairs								Repair Type Legend
Date	Tank No.	Overall ID	General Location			Master Feature	TesTex Indication ID on Plate	TexTex Reported Indication Location		TesTex NDE		SIMPLIFIED INDICATION TYPE	Minimum Wall Thickness (in)	Depth of Topside Indication(in)	Center of indication: X (in)	Center of indication: Y (in)	Method	Indication Type	SIMPLIFIED INDICATION TYPE	EEI Recommendation (Repair or No Repair)	Minimum Thickness (in)	Depth (in)			Center of Repair: X (in)	Center of Repair: Y (in)	Width or Dia (in)	Height (in)	Length of Weld (in)	Area of PP (sq in)	EEI repair No.	Repair No. on Plate	Repair Type (Patch, Weld, Other)
			Location in Tank	Shell Course	Plate Number			X Coordinate (in)	Y Coordinate (in)	Method	Indication Type																					
8/10/2017	14	14-UD-A-3-50-155	UD	A	3		1	50	155	VT	Dent	D			50	155	VT	DENT	D	R			7" TSPP		50	155	7	7	28	49	14-UD-A-3-50-155-1	1	TSPP
8/10/2017	14	14-UD-A-3-22-113	UD	A	3		2	22	113	VT	Dent	D			22	113	VT	DENT	D	R			8" PP		22	113	8	8	32	64	14-UD-A-3-22-113-2	2	PP
8/10/2017	14	14-UD-A-3-56-63	UD	A	3		3	56	63	VT	P	P			56	63	VT	P	RI	R			4" VWR		56	63	0	4	4		14-UD-A-3-56-63-3	3	WR
8/10/2017	14	14-UD-A-3-18-76	UD	A	3		4	18	76	VT	Dent	D			18	76	VT	DENT	D	NR			NR										
8/10/2017	14	14-UD-A-4-22-153	UD	A	4		1	22	153	VT	P	P			22	153	VT	P	RI	R			25" HWR		22	153	25	0	25		14-UD-A-4-22-153-1	1	WR
8/10/2017	14	14-UD-A-4-24-69	UD	A	4		2	24	69	VT	TC	TS		0.125	24	69	VT	DENT	D	R			6" PP		24	69	6	0	18.84956	28.27433	14-UD-A-4-24-69-2	2	PP
8/10/2017	14	14-UD-A-4-34-79	UD	A	4		3	34	79	BFET	WI	WI			34	79	VT	WI	WI	R			8" VWR		34	79	0	8	8		14-UD-A-4-34-79-3	3	WR
8/10/2017	14	14-UD-A-4-0-0	UD	A	4										0	0	VT	WI	WI	R			RW Enc CP+ 3" VWR		0	0	0	3	3		14-UD-A-4-0-0-4	4	WR
8/10/2017	14	14-UD-A-4-26-42	UD	A	4										26	42	VT	GOUGE	G	R			gauge 6" PP		26	42	6	0	18.84956	28.27433	14-UD-A-4-26-42-5	5	PP
8/10/2017	14	14-UD-A-4-37-0	UD	A	4										37	0	VT	WI	WI	R			RW Enc CAP + 3" VWR 12" HWR		37	0	12	3	15		14-UD-A-4-37-0-6	6	WR
8/10/2017	14	14-UD-A-5-44-89	UD	A	5		1	44	89	VT	TC	TS			44	89	VT	TS	TS	R			6" PP		44	89	6	0	18.84956	28.27433	14-UD-A-5-44-89-1	1	PP
8/10/2017	14	14-UD-A-5-37-58	UD	A	5		2	37	58	VT	BULGE	B			37	58	VT	BULGE	B	NR			NR										
8/10/2017	14	14-UD-A-5-0-60	UD	A	5		3	0	60	VT	P	P			0	60	VT	P	RI	R			6" VWR		37	58	0	6	6		14-UD-A-5-37-58-2	2	WR
8/10/2017	14	14-UD-A-5-10-84	UD	A	5	Bracket									10	84	VT			N/A			support bracket MF										
8/10/2017	14	14-UD-A-5-29-84	UD	A	5	Bracket									29	84	VT			N/A			support bracket MF										
8/10/2017	14	14-UD-A-5-33-97	UD	A	5	N									33	97	VT			N/A			3" grout nozzle MF										
8/10/2017	14	14-UD-A-5-39-95	UD	A	5	PP									39	95	VT			N/A			2" patch plate MF										
8/10/2017	14	14-UD-A-6-24-156	UD	A	6		1	24	156	VT	P	P			24	156	VT	P	RI	R			48" HWR		24	156	48	0	48		14-UD-A-6-24-156-1	1	WR
8/10/2017	14	14-UD-A-6-30-132	UD	A	6		2	30	132	VT	TC	TS		0.14	30	132	VT	TS	TS	R			12"PP		26	135	12	12	48	144	14-UD-A-6-26-135-2	2	PP
8/10/2017	14	14-UD-A-6-23-137	UD	A	6		3	23	137	VT	TC	TS		0.156	23	137	VT	TS	TS	R					26	135	12	12	48	144	14-UD-A-6-26-135-2	2	PP
8/10/2017	14	14-UD-A-6-0-156	UD	A	6		4	0	156	VT	P	P			0	156	VT	P	RI	R			covered by reapir #1		24	156	48	0	48		14-UD-A-6-24-156-1	1	WR
8/10/2017	14	14-UD-A-6-57-156	UD	A	6		5	57	156	VT	P	P			57	156	VT	P	RI	R			WR		57	156	4	4	8		14-UD-A-6-57-156-3	3	WR
8/10/2017	14	14-UD-A-6-16-70	UD	A	6		6	16	70	VT	Dent	D			16	70	VT	DENT	D	R			20" PP		16	70	20	20	80	400	14-UD-A-6-16-70-4	4	PP
8/10/2017	14	14-UD-A-6-66-1	UD	A	6		7	66	1	VT	P	P			66	1	VT	P	RI	R			8" VWR		66	1	0	8	8		14-UD-A-6-66-1-5	5	WR
8/11/2017	14	14-UD-A-7-15-124	UD	A	7		1	15	124	VT	TC	TS		0.156	15	124	VT	TS	TS	R			8"X10" PP @ 14,122		14	122	8	10	36	80	14-UD-A-7-14-122-1	1	PP
8/11/2017	14	14-UD-A-7-12-119	UD	A	7		2	12	119	VT	TC	TS		0.15	12	119	VT	TS	TS	R					14	122	8	10	36	80	14-UD-A-7-14-122-1	1	PP
8/11/2017	14	14-UD-A-7-34-55	UD	A	7		3	34	55	VT	P	P			34	55	VT	P	RI	R			24" VWR		34	55	0	24	24		14-UD-A-7-34-55-2	2	WR
8/11/2017	14	14-UD-A-7-0-48	UD	A	7		4	0	48	BFET	WI	WI			0	48	VT	WI	WI	R			14" VWR		0	48	0	14	14		14-UD-A-7-0-48-3	3	WR
8/11/2017	14	14-UD-A-7-0-156	UD	A	7		5	0	156	VT	WI	WI			0	156	VT	WI	WI	R			POR WR		0	156	0	4	4		14-UD-A-7-0-156-4	4	WR
8/11/2017	14	14-UD-A-8-60-63	UD	A	8		1	60	63	VT	P	P			60	63	VT	WI	WI	R			8" VWR + RW END CP		60	63	0	8	8		14-UD-A-8-60-63-1	1	WR
8/11/2017	14	14-UD-A-9-8-134	UD	A	9		1	8	134	VT	Dent	D			8	134	VT	DENT	D	R			6" PP		8	134	6	0	18.84956	28.27433	14-UD-A-9-8-134-1	1	PP
8/11/2017	14	14-UD-A-9-20-89	UD	A	9		2	20	89	VT	TC	TS		0.14	20	89	VT	TS	TS	R			6" PP		20	89	6	0	18.84956	28.27433	14-UD-A-9-20-89-2	2	PP
8/11/2017	14	14-UD-A-9-0-83	UD	A	9		3	0	83	VT	P	P			0	83	VT	P	RI	R			4" VWR		0	83	0	4	4		14-UD-A-9-0-83-3	3	WR
8/11/2017	14	14-UD-A-9-60-12	UD	A	9		4	60	12	VT	P	P			60	12	VT	P	RI	R			8" VWR		60	12	0	8	8		14-UD-A-9-60-12-4	4	WR
8/11/2017	14	14-UD-A-9-18-47	UD	A	9	PP	5	18	47	VT	P	P			18	47	VT	P	RI	R			weld overlay WR		18	47	4	0	4		14-UD-A-9-18-47-5	5	WR
8/11/2017	14	14-UD-A-9-0-5	UD	A	9		6	0	5	VT	UC	UC			0	5	VT	UC	UC	R			10" VWR		0	5	0	10	10		14-UD-A-9-0-5-6	6	WR
8/11/2017	14	14-UD-A-9-45-137	UD	A	9	PP									45	137				N/A			3" PP MF										
8/11/2017	14	14-UD-A-9-16-31	UD	A	9	PP									16	31				N/A			PP MF										
8/11/2017	14	14-UD-A-10-2-156	UD	A	10		1	2	156	VT	P	P			2	156	VT	P	RI	R			36" HWR		2	156	36	0	36		14-UD-A-10-2-156-1	1	WR
8/11/2017	14	14-UD-A-10-0-100	UD	A	10		2	0	100	BFET	WI	WI			0	100	VT	WI	WI	R			21" VWR		0	100	0	21	21		14-UD-A-10-0-100-2	2	WR
8/11/2017	14	14-UD-A-10-36-0	UD	A	10		3	36	0	VT	P	P			36	0	VT	P	RI	R			8" VWR		36	0	0	8	8		14-UD-A-10-36-0-3	3	WR
8/11/2017	14	14-UD-A-10-12-0	UD	A	10		4	12	0	VT	UC	UC			12	0	VT	UC	UC	R			12" HWR		12	0	12	0	12		14-UD-A-10-12-0-4	4	WR
8/11/2017	14	14-UD-A-10-0-147	UD	A	10										0	147	VT	UC	UC	R			18" VWR		0	147	0	18	18		14-UD-A-10-0-147-6	6	WR
8/11/2017	14	14-UD-A-10-2-131	UD	A	10										2	131	VT	GOUGE	G	R			gouge WR		2	131	6	6	24	36	14-UD-A-10-2-131-5	5	TSPP
8/11/2017	14	14-UD-A-11-46-156	UD	A	11		1	46	156	VT	P	P			46	156	VT	P	RI	R			28' VWR @ 2,156		2	156	0	28	28		14-UD-A-11-2-156-1	1	WR
8/11/2017	14	14-UD-A-11-51-156	UD	A	11		2	51	156	VT	P	P			51	156	VT	P	RI	R					2	156	0	28	28		14-UD-A-11-2-156-1	1	WR
8/11/2017	14	14-UD-A-11-57-156	UD	A	11		3	57	156	VT	P	P			57	156	VT	P	RI	R					2	156	0	28	28		14-UD-A-11-2-156-1	1	WR
8/11/2017	14	14-UD-A-11-40-148	UD	A	11		4	40	148	VT	Dent	D			40	148	VT	DENT	D	R			8" PP		40	148	8	8	32	64	14-UD-A-11-40-148-2	2	PP
8/11/2017	14	14-UD-A-11-3-131	UD	A	11		5	3	131	VT	Dent	D			3	131	VT	DENT	D	NR			NR										
8/11/2017	14	14-UD-A-11-6-110	UD	A	11		6	6	110	VT	Dent	D			6	110	VT	DENT	D	NR			NR										
8/11/2017	14	14-UD-A-11-59-48	UD	A	11		7	59	48	VT	Dent	D			59	48	VT	DENT	D	R			6" TSPP		59	48	6	6	24	36	14-UD-A-11-59-48-3	3	TSPP
8/11/2017	14	14-UD-A-11-11-76	UD	A	11		8	11	76	VT	P	P			11	76	VT	P	RI	R			WR		11	76	0	4	4		14-UD-A-11-11-76-4	4	WR
8/11/2017	14	14-UD-A-11-32-82	UD	A	11	N									32	82				N/A			3" grout nozzle MF										
8/11/2017	14	14-UD-A-12-36-156	UD	A	12		1	36	156	BFET	WI	WI			36	156	VT	WI	WI	R			54" HWR		36	156	54	0	54		14-UD-A-12-36-156-1	1	WR
8/11/2017	14	14-UD-A-12-56-122	UD	A	12		2	56	122	BFET	WI	WI			56	122	VT	WI	WI	R			8" VWR		56	122	0	8	8		14-UD-A-12-56-122-2	2	WR

			Shell Location			Master Features Legend	TesTex NDE							EEI NDE								Notes	Photo Links	Recommended Repairs								Repair Type Legend
Date	Tank No.	Overall ID	General Location			Master Feature	TesTex Indication ID on Plate	TexTex Reported Indication Location		TesTex NDE		SIMPLIFIED INDICATION TYPE	Minimum Wall Thickness (in)	Depth of Topside Indication(in)	Center of indication: X (in)	Center of indication: Y (in)	Method	Indication Type	SIMPLIFIED INDICATION TYPE	EEI Recommendation (Repair or No Repair)	Minimum Thickness (in)	Depth (in)			Center of Repair: X (in)	Center of Repair: Y (in)	Width or Dia (in)	Height (in)	Length of Weld (in)	Area of PP (sq in)	EEI repair No.	Repair No. on Plate	Repair Type (Patch, Weld, Other)
			Location in Tank	Shell Course	Plate Number			X Coordinate (in)	Y Coordinate (in)	Method	Indication Type																					
8/11/2017	14	14-UD-A-12-44-123	UD	A	12		3	44	123	VT	TC	TS			44	123	VT	TS	TS	R			6" PP		44	123	6	0	18.84956	28.27433	14-UD-A-12-44-123-3	3	PP
8/11/2017	14	14-UD-A-12-58-1	UD	A	12		4	58	1	VT	P	P			58	1	VT	P	RI	R			12" HWR + 8" VWR		58	1	12	8	20		14-UD-A-12-58-1-4	4	WR
8/11/2017	14	14-UD-A-13-3-153	UD	A	13		1	3	153	VT	P	P			3	153	VT	P	RI	R			32" HWR		3	153	32	0	32		14-UD-A-13-3-153-1	1	WR
8/11/2017	14	14-UD-A-13-0-104	UD	A	13		2	0	104	BFET	WI	WI			0	104	VT	WI	WI	R			22" VWR		0	104	0	22	22		14-UD-A-13-0-104-2	2	WR
8/11/2017	14	14-UD-A-13-0-91	UD	A	13		3	0	91	BFET	WI	WI			0	91	VT	WI	WI	R					0	104	0	22	22		14-UD-A-13-0-104-2	2	WR
8/11/2017	14	14-UD-A-13-7-15	UD	A	13		4	7	15	VT	TC	TS		0.1	7	15	VT	TS	TS	R			6" PP		7	15	6	0	18.84956	28.27433	14-UD-A-13-7-15-3	3	PP
8/11/2017	14	14-UD-A-13-6-150	UD	A	13	PP									6	150	VT	WI	WI	R			3" PP MF RW from 3-1 oclock		6	150	3	0	3		14-UD-A-13-6-150-4	4	WR
8/11/2017	14	14-UD-A-14-52-148	UD	A	14		1	45-60	140-156	VT	BULGE	B			52	148	VT	BULGE	B	NR			NR										
8/11/2017	14	14-UD-A-14-60-21	UD	A	14		2	60	21	VT	P	P			60	21	VT	P	RI	R			4" VWR		60	21	0	4	4		14-UD-A-14-60-21-1	1	WR
8/11/2017	14	14-UD-A-14-13-156	UD	A	14		3	13	156	VT	P	P			13	156	VT	P	RI	R			22" HWR @ 11,156		11	156	22	0	22		14-UD-A-14-11-156-2	2	WR
8/11/2017	14	14-UD-A-14-15-156	UD	A	14		4	15	156	VT	P	P			15	156	VT	P	RI	R					11	156	22	0	22		14-UD-A-14-11-156-2	2	WR
8/11/2017	14	14-UD-A-14-60-104	UD	A	14		5	60	104	VT	P	P			60	104	VT	P	RI	R			4" VWR		60	104	0	4	4		14-UD-A-14-60-104-3	3	WR
8/11/2017	14	14-UD-A-14-0-97	UD	A	14		6	0	97	VT	P	P			0	97	VT	P	RI	R			4" VWR		0	97	0	4	4		14-UD-A-14-0-97-4	4	WR
8/11/2017	14	14-UD-A-14-3-7	UD	A	14		7	3	7	VT	P	P			3	7	VT	P	RI	R			WR		3	7	4	0	4		14-UD-A-14-3-7-5	5	WR
8/11/2017	14	14-UD-A-14-44-61	UD	A	14		8	44	61	VT	TC	TS			44	61	VT	TS	TS	R			6" PP		44	61	6	0	18.84956	28.27433	14-UD-A-14-44-61-6	6	PP
8/11/2017	14	14-UD-A-14-60-7	UD	A	14		9	60	7	VT	P	P			60	7	VT	P	RI	R			6" VWR		60	7	0	6	6		14-UD-A-14-60-7-7	7	WR
8/11/2017	14	14-UD-A-14-4-0	UD	A	14		10	4	0	VT	P	P			4	0	VT	P	RI	R			8" HWR		4	0	8	0	8		14-UD-A-14-4-0-8	8	WR
8/12/2017	14	14-UD-A-15-21-139	UD	A	15		1	21	139	VT	Dent	D			21	139	VT	DENT	D	R			6" PP		21	139	6	0	18.84956	28.27433	14-UD-A-15-21-139-1	1	PP
8/12/2017	14	14-UD-A-15-0-137	UD	A	15		2	0	137	BFET	WI	WI			0	137	VT	WI	WI	R			RW END OF CP JOINT + 4" VWR		0	137	0	4	4		14-UD-A-15-0-137-2	2	WR
8/12/2017	14	14-UD-A-15-4-136	UD	A	15		3	4	136	VT	TC	TS		0.14	4	136	VT	TS	TS	R			WR		4	136	4	0	4		14-UD-A-15-4-136-3	3	WR
8/12/2017	14	14-UD-A-15-45-128	UD	A	15		4	45	128	VT	TC	TS		0.15	45	128	VT	TS	TS	R			WR		45	128	4	0	4		14-UD-A-15-45-128-4	4	WR
8/12/2017	14	14-UD-A-15-45-155	UD	A	15		5	45	155	VT	TC	TS		0.15	45	155	VT	TS	TS	R			WR		45	155	4	0	4		14-UD-A-15-45-155-5	5	WR
8/12/2017	14	14-UD-A-15-55-86	UD	A	15		6	55	86	VT	TC	TS		0.14	55	86	VT	TS	TS	R			WR		55	86	4	0	4		14-UD-A-15-55-86-6	6	WR
8/12/2017	14	14-UD-A-15-18-64	UD	A	15		7	18	64	VT	TC	TS		0.14	18	64	VT	TS	TS	R			WR		18	64	4	0	4		14-UD-A-15-18-64-7	7	WR
8/12/2017	14	14-UD-A-15-38-0	UD	A	15		8	38	0	VT	P	P			38	0	VT	P	RI	R			60" HWR @ 30.0		38	0	60	0	60		14-UD-A-15-38-0-8	8	WR
8/12/2017	14	14-UD-A-15-48-0	UD	A	15		9	48	0	VT	P	P			48	0	VT	P	RI	R					38	0	60	0	60		14-UD-A-15-38-0-8	8	WR
8/12/2017	14	14-UD-A-15-0-1	UD	A	15		10	0	1	VT	P	P			0	1	VT	P	RI	R			18" VWR @0,9		0	1	0	18	18		14-UD-A-15-0-1-9	9	WR
8/12/2017	14	14-UD-A-15-0-15	UD	A	15		11	0	15	VT	P	P			0	15	VT	P	RI	R					0	1	0	18	18		14-UD-A-15-0-1-9	9	WR
8/12/2017	14	14-UD-A-15-45-96	UD	A	15	PP									45	96				N/A			MF 2X3 PP										
8/12/2017	14	14-UD-A-16-39-155	UD	A	16		1	39	155	VT	TC	TS		0.14	39	155	VT	GOUGE	G	R			72" V X full width PP, vertical dimens		18	120	36	72	216	2592	14-UD-A-16-18-120-1	1	PP
8/12/2017	14	14-UD-A-16-12-156	UD	A	16		2	12	156	VT	P	P			12	156	VT	P	RI	R					18	120	36	72	216	2592	14-UD-A-16-18-120-1	1	PP
8/12/2017	14	14-UD-A-16-34-137	UD	A	16		3	34	137	VT	P	P			34	137	VT	P	RI	R					18	120	36	72	216	2592	14-UD-A-16-18-120-1	1	PP
8/12/2017	14	14-UD-A-16-12-124	UD	A	16		4	12	124	VT	TC	TS		0.156	12	124	VT	GOUGE	G	R					18	120	36	72	216	2592	14-UD-A-16-18-120-1	1	PP
8/12/2017	14	14-UD-A-16-8-142	UD	A	16		5	8	142	LFET	BC	BC	0.158		8	142	PAUT	BC	BC	R			tr<=0.160,		18	120	36	72	216	2592	14-UD-A-16-18-120-1	1	PP
8/12/2017	14	14-UD-A-16-12-92	UD	A	16		6	12	92	VT	TC	TS		0.15	12	92	VT	GOUGE	G	R					18	120	36	72	216	2592	14-UD-A-16-18-120-1	1	PP
8/12/2017	14	14-UD-A-16-38-0	UD	A	16		7	38	0	VT	P	P			38	0	VT	P,RI	RI	R			RI WR		38	0	2	0	2		14-UD-A-16-38-0-2	2	WR
8/12/2017	14	14-UD-A-16-0-146	UD	A	16										0	146	VT	LoF	LoF	R			CP LoF WR		0	146	4	0	4		14-UD-A-16-0-146-3	3	WR
8/12/2017	14	14-UD-A-16-11-67	UD	A	16										11	67	VT	GOUGE	G	R			SG WR		11	67	1	0	1		14-UD-A-16-11-67-5	5	WR
8/12/2017	14	14-UD-A-16-12-49	UD	A	16										12	49	VT	GOUGE	G	R			SG WR		12	49	1	0	1		14-UD-A-16-12-49-4	4	WR
8/12/2017	14	14-UD-A-17-37-130	UD	A	17		1	37	130	VT	P	P			37	130	VT	P	RI	R			72" V X full width PP, vertical dimens		30	120	60	72	264	4320	14-UD-A-17-30-120-1	1	PP
8/12/2017	14	14-UD-A-17-29-134	UD	A	17		2	29	134	LFET	BC	BC	0.19		29	134	PAUT	BC	BC	R			tr<=0.160,		30	120	60	72	264	4320	14-UD-A-17-30-120-1	1	PP
8/12/2017	14	14-UD-A-17-18-120	UD	A	17		3	18	120	VT	Dent	D			18	120	VT	DENT	D	R					30	120	60	72	264	4320	14-UD-A-17-30-120-1	1	PP
8/12/2017	14	14-UD-A-17-11-102	UD	A	17		4	11	102	BFET	TC	TS		0.125	11	102	VT	GOUGE	G	R					30	120	60	72	264	4320	14-UD-A-17-30-120-1	1	PP
8/12/2017	14	14-UD-A-17-35-113	UD	A	17	PP									35	113	VT			N/A			2" X 3" PP										
8/12/2017	14	14-UD-A-17-48-89	UD	A	17	N									48	89	VT	UC	UC	R			Re-weld GN		48	89	6	6	12		14-UD-A-17-48-89-2	2	WR
8/12/2017	14	14-UD-A-18-0-138	UD	A	18		1	0	138	VT	P	P			0	138	VT	P	RI	R			WR 4" Vert		0	138	0	4	4		14-UD-A-18-0-138-1	1	WR
8/12/2017	14	14-UD-A-18-16-156	UD	A	18		2	16	156	VT	P	P			16	156	VT	P	RI	R			WR 4" Horiz		16	156	4	0	4		14-UD-A-18-16-156-2	2	WR
8/12/2017	14	14-UD-A-18-43-98	UD	A	18		3	43	98	VT	TC	TS		0.156	43	98	VT	TS	TS	NR			NR										
8/12/2017	14	14-UD-A-18-45-108	UD	A	18		4	45	108	VT	TC	TS		0.14	45	108	VT	TS	TS	R			PAD WELD 1"Hx2"W		45	108	6	0	18.84956	28.27433	14-UD-A-18-45-108-3	3	PP
8/12/2017	14	14-UD-A-18-20-108	UD	A	18		5	20	108	VT	TC	TS		0.15	20	108	VT	TS	TS	NR			NR										
8/12/2017	14	14-UD-A-18-20-59	UD	A	18		6	20	59	VT	TC	TS		0.156	20	59	VT	TS	TS	NR			NR tr>160										
8/12/2017	14	14-UD-A-18-19-30	UD	A	18		7	19	30	VT	TC	TS		0.156	19	30	VT	TS	TS	NR			NR tr>160										
8/15/2017	14	14-UD-A-18-19-54	UD	A	18	PP									19	54				N/A			existing patch 3"										
8/12/2017	14	14-UD-A-18-26-156	UD	A	18										26	156	VT	P	RI	R					26	156	4	0	4		14-UD-A-18-26-156-4	4	WR
8/13/2017	14	14-UD-A-18-37-156	UD	A	18										37	156	VT	P	RI	R					37	156	4	0	4		14-UD-A-18-37-156-5	5	WR

			Shell Location			Master Features Legend	TesTex NDE							EEI NDE								Notes	Photo Links	Recommended Repairs								Repair Type Legend
Date	Tank No.	Overall ID	General Location			Master Feature	TesTex Indication ID on Plate	TexTex Reported Indication Location		TesTex NDE		SIMPLIFIED INDICATION TYPE	Minimum Wall Thickness (in)	Depth of Topside Indication(in)	Center of indication: X (in)	Center of indication: Y (in)	Method	Indication Type	SIMPLIFIED INDICATION TYPE	EEI Recommendation (Repair or No Repair)	Minimum Thickness (in)	Depth (in)			Center of Repair: X (in)	Center of Repair: Y (in)	Width or Dia (in)	Height (in)	Length of Weld (in)	Area of PP (sq in)	EEI repair No.	Repair No. on Plate	Repair Type (Patch, Weld, Other)
			Location in Tank	Shell Course	Plate Number			X Coordinate (in)	Y Coordinate (in)	Method	Indication Type																					
8/14/2017	14	14-UD-A-18-53-156	UD	A	18										53	156	VT	P	RI	R				53	156	4	0	4		14-UD-A-18-53-156-6	6	WR
8/12/2017	14	14-UD-A-19-23-135	UD	A	19		1	23	135	VT	TC	TS		0.156	23	135	VT	TS	TS	NR			Topside NR									
8/12/2017	14	14-UD-A-19-28-156	UD	A	19		2	28	156	VT	P	P			28	156	VT	P	RI	R			Porosity, Blend Grind		28	156	2	0	2		14-UD-A-19-28-156-1	1	wr
8/12/2017	14	14-UD-A-19-15-96	UD	A	19		3	15	96	VT	TC	TS		0.156	15	96	VT	TS	TS	NR			NR tr≥190									
8/12/2017	14	14-UD-A-19-35-59	UD	A	19		4	35	59	BFET	WI	WI			35	59	MT	WI	WI	NR			Weld indication NR MT ok									
8/12/2017	14	14-UD-A-19-15-62	UD	A	19		5	15	62	VT	TC	TS		0.156	15	62	VT	TS	TS	NR			Top side NR tr≥.170									
8/12/2017	14	14-UD-A-19-35-36	UD	A	19										35	36	VT	P	RI	R			P WR 4" Vert		35	36	0	4	4		14-UD-A-19-35-36-2	2	WR
8/12/2017	14	14-UD-A-20-60-147	UD	A	20		1	60	147	VT	P	P			60	147	VT	P	RI	R			Porosity Blend Grind		60	147	2	0	2		14-UD-A-20-60-147-1	1	wr
8/12/2017	14	14-UD-A-20-18-102	UD	A	20		2	18	102	VT	Dent	D			18	102	VT	DENT	D	R			Dent Patch		17	102	12	16	56	192	14-UD-A-20-17-102-2	2	PP
8/12/2017	14	14-UD-A-20-14-87	UD	A	20		3	14	87	VT	TC	TS		0.156	14	87	VT	TS	TS	NR			Top side NR tr≥.175									
8/12/2017	14	14-UD-A-21-33-142	UD	A	21		1	33	142	VT	Dent	D			33	142	VT	DENT	D	NR			Dent NR									
8/12/2017	14	14-UD-A-21-31-91	UD	A	21		2	31	91	VT	TC	TS		0.156	31	91	VT	TS	TS	NR			Top side NR									
8/12/2017	14	14-UD-A-21-51-101	UD	A	21		3	51	101	VT	TC	TS		0.156	51	101	VT	TS	TS	NR			Top side NR									
8/12/2017	14	14-UD-A-21-58-101	UD	A	21		4	58	101	VT	P	P			58	101	VT	P	RI	R			Porosity Blend Grind		58	101	2	0	2		14-UD-A-21-58-101-1	1	wr
8/12/2017	14	14-UD-A-21-60-9	UD	A	21		5	60	1-17	VT	IF	IF			60	9	VT	IF,P	RI	R			Porosity WR 18" vert		60	9	0	18	18		14-UD-A-21-60-9-2	2	WR
8/12/2017	14	14-UD-A-21-32-80	UD	A	21	PP									32	80	VT			N/A			existing patch									
8/14/2017	14	14-UD-A-22-12-156	UD	A	22		1	12	156	BFET	WI	WI			12	156	VT	WI	WI	NR			NR									
8/14/2017	14	14-UD-A-22-16-138	UD	A	22		2	16	138	VT	TC	TS		0.156	16	138	VT	TS	TS	NR			Top side NR									
8/14/2017	14	14-UD-A-22-9-144	UD	A	22		3	9	144	VT	Dent	D			9	144	VT	DENT	D	R			Patch		12	142	16	8	48	128	14-UD-A-22-12-142-1	1	PP
8/14/2017	14	14-UD-A-22-14-126	UD	A	22		4	14	126	VT	TC	TS		0.13	14	126	VT	TS	TS	R			Top side Patch		14	126	6	0	18.84956	28.27433	14-UD-A-22-14-126-2	2	PP
8/14/2017	14	14-UD-A-22-17-140	UD	A	22		5	17	140	VT	Dent	D			17	140	VT	DENT	D	R			Dent Repair with No. 3 Patch		12	142	16	8	48	128	14-UD-A-22-12-142-1	1	PP
8/14/2017	14	14-UD-A-22-20-93	UD	A	22		6	20	93	VT	Dent	D			20	93	VT	DENT	D	R			Dent Patch		20	93	8	8	32	64	14-UD-A-22-20-93-3	3	PP
8/14/2017	14	14-UD-A-22-31-116	UD	A	22		7	31	116	VT	TC	TS		0.13	31	116	VT	TS	TS	R			Top side pad weld or tombstone		31	116	8	12	20		14-UD-A-22-31-116-4	4	wr
8/14/2017	14	14-UD-A-22-0-102	UD	A	22		8	0	102	BFET	WI	WI			0	102	MT	WI	WI	NR			Weld indication NR (mt ok)									
8/14/2017	14	14-UD-A-22-0-66	UD	A	22		9	0	66	BFET	WI	WI			0	66	MT	WI	WI	NR			Weld indication NR (mt ok)									
8/14/2017	14	14-UD-A-22-36-0	UD	A	22		10	36	0	VT	P	P			36	0	VT	P	RI	R			Porosity 4" WR		36	0	0	4	4		14-UD-A-22-36-0-5	5	WR
8/14/2017	14	14-UD-A-22-0-19	UD	A	22		11	0	19	VT	P	P			0	19	VT	P	RI	R			Porosity 4" WR		0	19	0	4	4		14-UD-A-22-0-19-6	6	WR
8/14/2017	14	14-UD-A-23-60-156	UD	A	23		1	60	156	VT	P	P			60	156	VT	P	RI	R			4" WR horiz		60	156	4	0	4		14-UD-A-23-60-156-1	1	WR
8/14/2017	14	14-UD-A-23-60-125	UD	A	23		2	60	125	VT	P	P			60	125	VT	P	RI	R			12" WR vert @ y=120		60	120	0	12	12		14-UD-A-23-60-120-2	2	WR
8/14/2017	14	14-UD-A-23-60-120	UD	A	23		3	60	120	VT	P	P			60	120	VT	P	RI	R			12" WR vert @ y=120		60	120	0	12	12		14-UD-A-23-60-120-2	2	WR
8/14/2017	14	14-UD-A-23-15-138	UD	A	23		4	15	138	VT	TC	TS		0.125	15	138	VT	TS	TS	R			6x6 patch		15	138	6	0	18.84956	28.27433	14-UD-A-23-15-138-3	3	PP
8/14/2017	14	14-UD-A-23-60-116	UD	A	23		5	60	116	VT	P	P			60	116	VT	P	RI	R			include in 2,3		60	120	0	12	12		14-UD-A-23-60-120-2	2	WR
8/14/2017	14	14-UD-A-23-60-9	UD	A	23		6	60	6-11	VT	P	P			60	9	VT	P	RI	R			8" WR vert		60	8	0	8	8		14-UD-A-23-60-8-4	4	WR
8/14/2017	14	14-UD-A-23-60-39	UD	A	23		7	60	39	VT	P	P			60	39	VT	P	RI	R			4" WR vert		60	39	0	4	4		14-UD-A-23-60-39-5	5	WR
8/14/2017	14	14-UD-A-23-0-5	UD	A	23		8	0	5	BFET	WI	WI			0	5	VT	WI	WI	R			4" WR vert		0	5	0	4	4		14-UD-A-23-0-5-6	6	WR
8/14/2017	14	14-UD-A-23-0-43	UD	A	23		9	0	43	VT	P	P			0	43	VT	P	RI	R			Blend grind vert		0	43	0	4	4		14-UD-A-23-0-43-7	7	wr
8/14/2017	14	14-UD-A-23-12-2	UD	A	23		10	12	2	LFET	BC	BC	0.194		12	2	PAUT	BC	BC	NR	0.162		NR tr = 0. 162									
8/14/2017	14	14-UD-A-23-23-4	UD	A	23		11	23	4	LFET	BC	BC	0.197		23	4	PAUT	BC	BC	NR	0.162		NR tr = 0. 162									
8/14/2017	14	14-UD-A-23-26-105	UD	A	23	N									26	105				N/A			existing nozzle feature									
8/14/2017	14	14-UD-A-24-50-148	UD	A	24		1	50	148	LFET	BC	BC	0.148		50	148	PAUT	BC	BC	R			tr<=0.160, Patch @ y=142, 8Wx12H		50	148	8	12	40	96	14-UD-A-24-50-148-1	1	PP
8/14/2017	14	14-UD-A-24-50-121	UD	A	24		2	50	121	VT	TC	TS		0.15	50	121	VT	TS	TS	R			Patch 8Wx6H		50	121	8	6	28	48	14-UD-A-24-50-121-2	2	PP
8/14/2017	14	14-UD-A-24-44-138	UD	A	24		3	44	138	VT	P	P			44	138	VT	P	RI	R			Blend grind		44	138	4	0	4		14-UD-A-24-44-138-3	3	wr
8/14/2017	14	14-UD-A-24-29-150	UD	A	24		4	29	150	VT	TC	TS		0.15	29	150	VT	TS	TS	NR			NR									
8/14/2017	14	14-UD-A-24-0-131	UD	A	24		5	0	131	BFET	WI	WI			0	131	VT	WI	WI	R			4" WR vert		0	131	0	4	4		14-UD-A-24-0-131-4	4	WR
8/14/2017	14	14-UD-A-24-27-144	UD	A	24		6	27	144	VT	TC	TS		0.156	27	144	VT	TS	TS	NR			NR									
8/14/2017	14	14-UD-A-24-10-147	UD	A	24		7	10	147	VT	P	P			10	147	VT	P	RI	R			4" WR vert		10	147	0	4	4		14-UD-A-24-10-147-5	5	WR
8/14/2017	14	14-UD-A-24-13-156	UD	A	24		8	13	156	VT	P	P			13	156	VT	P	RI	R			4" WR vert		13	156	0	4	4		14-UD-A-24-13-156-6	6	WR
8/14/2017	14	14-UD-A-24-16-109	UD	A	24		9	21	108	LFET	BC	BC	0.15		16	109	PAUT	BC	BC	R			tr<=0.160, Patch 16Wx12H @16,109		16	109	16	12	56	192	14-UD-A-24-16-109-7	7	PP
8/14/2017	14	14-UD-A-24-46-70	UD	A	24		10	46	70	LFET	BC	BC	0.192		46	70	PAUT	BC	BC	NR			tr > .160									
8/14/2017	14	14-UD-A-24-10-70	UD	A	24		11	10	70	LFET	BC	BC	0.166		10	70	PAUT	BC	BC	R			tr<=0.160, Patch 12Wx 14H @ 12,66		10	70	12	14	52	168	14-UD-A-24-10-70-8	8	PP
8/14/2017	14	14-UD-A-24-28.5-0.5	UD	A	24		12	0-57	0-1	LFET	BC	BC	156-0.185		28.5	0.5	PAUT	BC	BC	R			tr<=0.160, Patch 38Wx12H @ 40,6		28	0	38	12	100	456	14-UD-A-24-28-0-9	9	TSPP
8/14/2017	14	14-UD-A-24-54-32	UD	A	24	PP									54	32				N/A													
8/14/2017	14	14-UD-A-25-6-150	UD	A	25		1	0	156	LFET	BC	BC	0.154		6	150	PAUT	BC	BC	R			tr<=0.160, patch 12Wx12H @ 6,150		6	150	12	12	48	144	14-UD-A-25-6-150-1	1	PP
8/14/2017	14	14-UD-A-25-13-138	UD	A	25		2	13	138	VT	TC	TS		0.14	13	138	VT	TS	TS	R			Pad Weld 2" horiz		13	138	2	0	2		14-UD-A-25-13-138-2	2	WR
8/14/2017	14	14-UD-A-25-12-153	UD	A	25		3	12	153	VT	TC	TS		0.1	12	153	VT	TS	TS	R			Pad Weld 2" horiz		12	153	2	0	2		14-UD-A-25-12-153-3	3	WR

			Shell Location			Master Features Legend	TesTex NDE							EEI NDE								Notes	Photo Links	Recommended Repairs								Repair Type Legend
			General Location					TexTex Reported Indication Location		TesTex NDE																							
Date	Tank No.	Overall ID	Location in Tank	Shell Course	Plate Number	Master Feature	TesTex Indication ID on Plate	X Coordinate (in)	Y Coordinate (in)	Method	Indication Type	SIMPLIFIED INDICATION TYPE	Minimum Wall Thickness (in)	Depth of Topside Indication(in)	Center of Indication: X (in)	Center of Indication: Y (in)	Method	Indication Type	SIMPLIFIED INDICATION TYPE	EEI Recommendation (Repair or No Repair)	Minimum Thickness (in)	Depth (in)			Center of Repair: X (in)	Center of Repair: Y (in)	Width or Dia (in)	Height (in)	Length of Weld (in)	Area of PP (sq in)	EEI repair No.	Repair No. on Plate	Repair Type (Patch, Weld, Other)
8/14/2017	14	14-UD-A-25-35-115	UD	A	25		4	35	115	VT	P	P			35	115	VT	P	RI	R			WR 4" vert		35	115	0	4	4		14-UD-A-25-35-115-4	4	WR
8/14/2017	14	14-UD-A-25-35-99	UD	A	25		5	35	99	VT	P	P			35	99	VT	P	RI	R			WR 4" vert		35	99	0	4	4		14-UD-A-25-35-99-5	5	WR
8/14/2017	14	14-UD-A-25-9-4	UD	A	25		6	9	4	LFET	BC	BC	0.157		9	4	PAUT	BC	BC	R			tr<=0.160, 24Wx10H tombstone @12		12	6	24	10	68	240	14-UD-A-25-12-6-6	6	TSPP
8/14/2017	14	14-UD-A-25-24-4	UD	A	25		7	24	4	LFET	BC	BC	0.172		24	4	PAUT	BC	BC	R			tr<=0.160, 24Wx10H tombstone @12		12	6	24	10	68	240	14-UD-A-25-12-6-6	6	TSPP
8/14/2017	14	14-UD-A-25-12-122	UD	A	25	PP									12	122				N/A			existing patch plate 2"x3"										
8/14/2017	14	14-UD-A-26-54-104	UD	A	26		1	54	104	LFET	BC	BC	0.152		54	104	PAUT	BC	BC	R			tr<=0.160, Tombstone 8x8 @54,102		54	102	8	8	32	64	14-UD-A-26-54-102-1	1	TSPP
8/14/2017	14	14-UD-A-26-3-54	UD	A	26		2	3	54	VT	TC	TS		0.15	3	54	VT	TS	TS	R			Tombstone 6Wx10H @0,55		0	55	6	10	32	60	14-UD-A-26-0-55-2	2	TSPP
8/14/2017	14	14-UD-A-26-0-56	UD	A	26		3	0	56	BFET	WI	WI			0	56	VT	WI	WI	R			Tombstone 6Wx10H @0,55		0	55	6	10	32	60	14-UD-A-26-0-55-2	2	TSPP
8/14/2017	14	14-UD-A-26-38-4	UD	A	26		4	38	4	LFET	BC	BC	0.147		38	4	PAUT	BC	BC	R			tr<=0.160, tombstone 20Wx10H @50		50	0	20	10	60	200	14-UD-A-26-50-0-3	3	TSPP
8/14/2017	14	14-UD-A-26-50-3	UD	A	26		5	50	3	LFET	BC	BC	0.151		50	3	PAUT	BC	BC	R			tr<=0.160, tombstone 20Wx10H @50		50	0	20	10	60	200	14-UD-A-26-50-0-3	3	TSPP
8/14/2017	14	14-UD-A-26-60-5	UD	A	26		6	60	5	VT	P	P			60	5	VT	P	RI	R			8" WR vert		60	5	0	8	8		14-UD-A-26-60-5-4	4	WR
8/14/2017	14	14-UD-A-26-60-26	UD	A	26		7	60	26	VT	P	P			60	26	VT	P	RI	R			4" WR vert		60	26	0	4	4		14-UD-A-26-60-26-5	5	WR
8/14/2017	14	14-UD-A-26-3-5	UD	A	26		8	3	5	LFET	BC	BC	0.167		3	5	PAUT	BC	BC	R			tr<=0.160, Tombstone 14Wx6H @10		10	3	14	6	40	84	14-UD-A-26-10-3-6	6	TSPP
8/14/2017	14	14-UD-A-27-57-123	UD	A	27		1	57	118-128	VT	P	P			57	123	VT	P	RI	R			WR 12"vert @y=123		57	123	0	12	12		14-UD-A-27-57-123-1	1	WR
8/14/2017	14	14-UD-A-27-57-141	UD	A	27		2	57	41	VT	P	P			57	141	VT	P	RI	R			WR 4" vert		57	141	0	4	4		14-UD-A-27-57-141-2	2	WR
8/14/2017	14	14-UD-A-27-17-133	UD	A	27		3	17	133	VT	TC	TS		0.15	17	133	VT	TS	TS	R			Pad weld + grind flush 2"x2"		17	133	2	2	4		14-UD-A-27-17-133-3	3	WR
8/14/2017	14	14-UD-A-27-57-110	UD	A	27		4	57	110	VT	P	P			57	110	VT	P	RI	R			WR 4" vert		57	110	0	4	4		14-UD-A-27-57-110-4	4	WR
8/14/2017	14	14-UD-A-27-18-63	UD	A	27		5	18	63	VT	TC	TS		0.156	18	63	VT	TS	TS	R			Pad weld + grind flush 2"x2"		18	63	2	2	4		14-UD-A-27-18-63-5	5	WR
8/14/2017	14	14-UD-A-27-46-10	UD	A	27		6	46	10	VT	TC	TS		0.15	46	10	VT	TS	TS	R			Pad weld + grind flush 2"x2"		46	10	2	2	4		14-UD-A-27-46-10-6	6	WR
8/14/2017	14	14-UD-A-27-60-4	UD	A	27		7	60	1-7	VT	P	P			60	4	VT	P	RI	R			WR 8" vert		60	3	0	8	8		14-UD-A-27-60-3-7	7	WR
8/14/2017	14	14-UD-A-27-0-36	UD	A	27		8	0	36	BFET	WI	WI			0	36	VT	WI	WI	R					0	36	0	6	6		14-UD-A-27-0-36-8	8	WR
8/14/2017	14	14-UD-A-28-29-134	UD	A	28		1	29	134	LFET	BC	BC	0.173		29	134	PAUT	BC	BC	R			tr<=0.160, Tomb 10wx10h		29	134	10	10	40	100	14-UD-A-28-29-134-1	1	TSPP
8/14/2017	14	14-UD-A-28-13-134	UD	A	28		2	13	134	LFET	BC	BC	0.186		13	134	PAUT	BC	BC	NR			tr > .160										
8/14/2017	14	14-UD-A-28-32-4	UD	A	28		3	32	4	LFET	BC	BC	0.181		32	4	PAUT	BC	BC	R			tr<=0.160, tomb 26Wx8H @24,0 (rep		24	0	26	8	68	208	14-UD-A-28-24-0-2	2	TSPP
8/14/2017	14	14-UD-A-28-28-45	UD	A	28		4	28	45	LFET	BC	BC	0.141		28	45	PAUT	BC	BC	R			tr<=0.160, Tomb 18Wx12H @28,44 (		28	44	18	12	60	216	14-UD-A-28-28-44-3	3	TSPP
8/14/2017	14	14-UD-A-28-34-42	UD	A	28		5	34	42	VT	Dent	D			34	42	VT	DENT	D	R			covered with repair #3		28	44	18	12	60	216	14-UD-A-28-28-44-3	3	TSPP
8/14/2017	14	14-UD-A-28-19-2	UD	A	28		6	19	2	LFET	BC	BC	0.152		19	2	PAUT	BC	BC	R			tr<=0.160, covered with repair #2		24	0	26	8	68	208	14-UD-A-28-24-0-2	2	TSPP
8/14/2017	14	14-UD-A-28-21-45	UD	A	28		7	21	45	LFET	BC	BC	0.129		21	45	PAUT	BC	BC	R			tr<=0.160, covered with repair #3		28	44	18	12	60	216	14-UD-A-28-28-44-3	3	TSPP
8/14/2017	14	14-UD-A-28-0-153	UD	A	28										0	153	VT	P	RI	R			WR 4" vert		0	153	0	4	4		14-UD-A-28-0-153-4	4	WR
8/15/2017	14	14-UD-A-29-53-155	UD	A	29		1	51-55	155	LFET	BC	BC	0.186		53	155	PAUT	BC	BC	R			tr<=0.160, Repairs 1-3 are cover by p		28	155	57	36	186	2052	14-UD-A-29-28-155-1	1	PP
8/15/2017	14	14-UD-A-29-3-136	UD	A	29		2	3	136	VT	Dent	D			3	136	VT	DENT	D	R					28	155	57	36	186	2052	14-UD-A-29-28-155-1	1	PP
8/15/2017	14	14-UD-A-29-13-132	UD	A	29		3	13	132	LFET	BC	BC	0.186		13	132	PAUT	BC	BC	R			tr<=0.160,		28	155	57	36	186	2052	14-UD-A-29-28-155-1	1	PP
8/15/2017	14	14-UD-A-29-46-70	UD	A	29		4	46	70	VT	Dent	D			46	70	VT	DENT	D	R			Repairs on plate covered by patch 57		28	50	57	100	314	5700	14-UD-A-29-28-50-2	2	PP
8/15/2017	14	14-UD-A-29-51-51	UD	A	29		5	51	51	VT	P	P			51	51	VT	P	RI	R					28	50	57	100	314	5700	14-UD-A-29-28-50-2	2	PP
8/15/2017	14	14-UD-A-29-59-51	UD	A	29		6	59	51	VT	P	P			59	51	VT	P	RI	R					28	50	57	100	314	5700	14-UD-A-29-28-50-2	2	PP
8/15/2017	14	14-UD-A-29-50-55	UD	A	29		7	50	55	LFET	BC	BC	0.183		50	55	PAUT	BC	BC	R			tr<=0.160,		28	50	57	100	314	5700	14-UD-A-29-28-50-2	2	PP
8/15/2017	14	14-UD-A-29-45-49	UD	A	29		8	45	49	LFET	BC	BC	0.167		45	49	PAUT	BC	BC	R			tr<=0.160,		28	50	57	100	314	5700	14-UD-A-29-28-50-2	2	PP
8/15/2017	14	14-UD-A-29-40-53	UD	A	29		9	40	53	LFET	BC	BC	0.172		40	53	PAUT	BC	BC	R			tr<=0.160,		28	50	57	100	314	5700	14-UD-A-29-28-50-2	2	PP
8/15/2017	14	14-UD-A-29-44-58	UD	A	29		10	44	58	LFET	BC	BC	0.144		44	58	PAUT	BC	BC	R			tr<=0.160,		28	50	57	100	314	5700	14-UD-A-29-28-50-2	2	PP
8/15/2017	14	14-UD-A-29-37-63	UD	A	29		11	37	63	LFET	BC	BC	0.18		37	63	PAUT	BC	BC	R			tr<=0.160,		28	50	57	100	314	5700	14-UD-A-29-28-50-2	2	PP
8/15/2017	14	14-UD-A-29-15-53	UD	A	29		12	15	53	LFET	BC	BC	0.178		15	53	PAUT	BC	BC	R			tr<=0.160,		28	50	57	100	314	5700	14-UD-A-29-28-50-2	2	PP
8/15/2017	14	14-UD-A-29-32-82	UD	A	29		13	32	82	LFET	BC	BC	0.153		32	82	PAUT	BC	BC	R			tr<=0.160,		28	50	57	100	314	5700	14-UD-A-29-28-50-2	2	PP
8/15/2017	14	14-UD-A-29-52.5-7	UD	A	29		14	49-56	7	LFET	BC	BC	0.178		52.5	7	PAUT	BC	BC	R			tr<=0.160,		28	50	57	100	314	5700	14-UD-A-29-28-50-2	2	PP
8/15/2017	14	14-UD-A-29-37.5-31	UD	A	29		15	35-40	31	LFET	BC	BC	0.18		37.5	31	PAUT	BC	BC	R			tr<=0.160,		28	50	57	100	314	5700	14-UD-A-29-28-50-2	2	PP
8/15/2017	14	14-UD-A-29-59-5	UD	A	29		16	57-61	5	VT	P	P			59	5	VT	P	RI	R					28	50	57	100	314	5700	14-UD-A-29-28-50-2	2	PP
8/15/2017	14	14-UD-A-29-27.5-31	UD	A	29		17	25-30	31	LFET	BC	BC	0.177		27.5	31	PAUT	BC	BC	R			tr<=0.160,		28	50	57	100	314	5700	14-UD-A-29-28-50-2	2	PP
8/15/2017	14	14-UD-A-29-14-20	UD	A	29		18	14	20	LFET	BC	BC	0.193		14	20	PAUT	BC	BC	R			tr<=0.160,		28	50	57	100	314	5700	14-UD-A-29-28-50-2	2	PP
8/15/2017	14	14-UD-A-29-8-33	UD	A	29		19	8	33	LFET	BC	BC	0.177		8	33	PAUT	BC	BC	R			tr<=0.160,		28	50	57	100	314	5700	14-UD-A-29-28-50-2	2	PP
8/15/2017	14	14-UD-A-29-6-4	UD	A	29		20	6	4	LFET	BC	BC	0.15		6	4	PAUT	BC	BC	R			tr<=0.160,		28	50	57	100	314	5700	14-UD-A-29-28-50-2	2	PP
8/15/2017	14	14-UD-A-29-8-0	UD	A	29		21	8	0	VT	P	P			8	0	VT	P	RI	R					28	50	57	100	314	5700	14-UD-A-29-28-50-2	2	PP
8/15/2017	14	14-UD-A-30-57-156	UD	A	30		1	57	156	VT	P	P			57	156	VT	P	RI	R			WR 4" horiz		57	156	4	0	4		14-UD-A-30-57-156-1	1	WR
8/15/2017	14	14-UD-A-30-0-156	UD	A	30		2	0	156	VT	P	P			0	156	VT	P	RI	R			WR 4" horiz		0	156	4	0	4		14-UD-A-30-0-156-2	2	WR
8/15/2017	14	14-UD-A-30-6-131	UD	A	30		3	6	131	LFET	BC	BC	0.153		6	131	PAUT	BC	BC	R			tr<=0.160, Tomb 8Wx18H @ 0,136		0	136	8	18	52	144	14-UD-A-30-0-136-3	3	TSPP
8/15/2017	14	14-UD-A-30-3-142	UD	A	30		4	3	142	LFET	BC	BC	0.187		3	142	PAUT	BC	BC	R			tr<=0.160,		0	136	8	18	52	144	14-UD-A-30-0-136-3	3	TSPP
8/15/2017	14	14-UD-A-30-38-78	UD	A	30		5	38	78	VT	Dent	D			38	78	VT	DENT	D	R			patch 6x6		38	78	6	0	18.84956	28.27433	14-UD-A-30-38-78-4	4	PP

			Shell Location			Master Features Legend	TesTex NDE							EEI NDE								Notes	Photo Links	Recommended Repairs								Repair Type Legend
Date	Tank No.	Overall ID	General Location			Master Feature	TesTex Indication ID on Plate	TexTex Reported Indication Location		TesTex NDE		SIMPLIFIED INDICATION TYPE	Minimum Wall Thickness (in)	Depth of Topside Indication(in)	Center of indication: X (in)	Center of indication: Y (in)	Method	Indication Type	SIMPLIFIED INDICATION TYPE	EEI Recommendation (Repair or No Repair)	Minimum Thickness (in)	Depth (in)			Center of Repair: X (in)	Center of Repair: Y (in)	Width or Dia (in)	Height (in)	Length of Weld (in)	Area of PP (sq in)	EEI repair No.	Repair No. on Plate	Repair Type (Patch, Weld, Other)
			Location in Tank	Shell Course	Plate Number			X Coordinate (in)	Y Coordinate (in)	Method	Indication Type																					
8/15/2017	14	14-UD-A-30-21-76	UD	A	30		6	21	76	VT	Dent	D			21	76	VT	DENT	D	R			patch 6x6		21	76	6	0	18.84956	28.27433	14-UD-A-30-21-76-5	5	PP
8/15/2017	14	14-UD-A-30-7-60	UD	A	30		7	7	60	VT	P	P			7	60	VT	P	RI	R			WR 4" vert		7	60	0	4	4		14-UD-A-30-7-60-6	6	WR
8/15/2017	14	14-UD-A-30-60-20	UD	A	30		8	60	20	VT	P	P			60	20	VT	P	RI	R			WR 4" vert		60	20	0	4	4		14-UD-A-30-60-20-7	7	WR
8/15/2017	14	14-UD-A-30-19-2	UD	A	30		9	19	2	LFET	BC	BC	0.134		19	2	PAUT	BC	BC	R			tr<=0.160, Patch 22Wx36H @11,18		11	18	11	18	58	198	14-UD-A-30-11-18-8	8	PP
8/15/2017	14	14-UD-A-30-7-4	UD	A	30		10	7	4	LFET	BC	BC	0.143		7	4	PAUT	BC	BC	R			tr<=0.160,		11	18	11	18	58	198	14-UD-A-30-11-18-8	8	PP
8/15/2017	14	14-UD-A-30-14-32	UD	A	30		11	14	32	LFET	BC	BC	0.177		14	32	PAUT	BC	BC	R			tr<=0.160,		11	18	11	18	58	198	14-UD-A-30-11-18-8	8	PP
8/15/2017	14	14-UD-A-30-0-21	UD	A	30		12	0	21	BFET	WI	WI			0	21	VT	WI	WI	R					0	21	0	6	6		14-UD-A-30-0-21-9	9	WR
8/15/2017	14	14-UD-A-30-6-110	UD	A	30	N									6	110				N/A			existing 3" nozzle capped										
8/15/2017	14	14-UD-A-31-9-156	UD	A	31		1	9	156	VT	P	P			9	156	VT	P	RI	R			4" HWR		9	156	4	0	4		14-UD-A-31-9-156-1	1	WR
8/15/2017	14	14-UD-A-31-14-127	UD	A	31		2	13	131	LFET	BC	BC	0.19		14	127	PAUT	BC	BC	R			tr<=0.160, 26"H X 32"V TSPP		14	127	26	32	116	832	14-UD-A-31-14-127-2	2	TSPP
8/15/2017	14	14-UD-A-31-35-70	UD	A	31		3	35	70	VT	P	P			35	70	VT	P	RI	NR													
8/15/2017	14	14-UD-A-31-10-62	UD	A	31		4	10	62	VT	DENT	D			10	62	VT	DENT	D	R					14	127	26	32	116	832	14-UD-A-31-14-127-2	2	TSPP
8/15/2017	14	14-UD-A-31-3-58	UD	A	31		5	3	58	LFET	BC	BC	0.189		3	58	PAUT	BC	BC	R			tr<=0.160,		14	127	26	32	116	832	14-UD-A-31-14-127-2	2	TSPP
8/15/2017	14	14-UD-A-31-16-57	UD	A	31		6	16	57	LFET	BC	BC	0.177		16	57	PAUT	BC	BC	R			tr<=0.160,		14	127	26	32	116	832	14-UD-A-31-14-127-2	2	TSPP
8/15/2017	14	14-UD-A-31-36-7	UD	A	31		7	36	7	VT	P	P			36	7	VT	P	RI	R					14	127	26	32	116	832	14-UD-A-31-14-127-2	2	TSPP
8/15/2017	14	14-UD-A-31-3-44	UD	A	31		8	3	44	LFET	BC	BC	0.182		3	44	PAUT	BC	BC	R			tr<=0.160, 72" V X full width PP, verti		18	36	36	72	216	2592	14-UD-A-31-18-36-3	3	PP
8/15/2017	14	14-UD-A-31-8-29	UD	A	31		9	8	29	LFET	BC	BC	0.187		8	29	PAUT	BC	BC	R			tr<=0.160,		18	36	36	72	216	2592	14-UD-A-31-18-36-3	3	PP
8/15/2017	14	14-UD-A-31-7-44	UD	A	31		10	7	44	LFET	BC	BC	0.162		7	44	PAUT	BC	BC	R			tr<=0.160,		18	36	36	72	216	2592	14-UD-A-31-18-36-3	3	PP
8/15/2017	14	14-UD-A-31-1-33	UD	A	31		11	1	33	LFET	BC	BC	0.179		1	33	PAUT	BC	BC	R			tr<=0.160,		18	36	36	72	216	2592	14-UD-A-31-18-36-3	3	PP
8/15/2017	14	14-UD-A-31-11-4	UD	A	31		12	11	4	LFET	BC	BC	0.176		11	4	PAUT	BC	BC	R			tr<=0.160,		18	36	36	72	216	2592	14-UD-A-31-18-36-3	3	PP
8/15/2017	14	14-UD-A-31-35-156	UD	A	31										35	156	VT	P	RI	R			4" HWR		35	156	4	0	4		14-UD-A-31-35-156-4	4	WR
8/15/2017	14	14-UD-A-32-50-100	UD	A	32		1	50	100	LFET	BC	BC	0.165		50	100	PAUT	BC	BC	R			tr<=0.160, Remove all existing PP's ar		30	78	60	156	432	9360	14-UD-A-32-30-78-1	1	PP
8/15/2017	14	14-UD-A-32-36-84	UD	A	32		2	36	84	VT	Dent	D			36	84	VT	DENT	D	R					30	78	60	156	432	9360	14-UD-A-32-30-78-1	1	PP
8/15/2017	14	14-UD-A-32-0-88	UD	A	32		3	0	88	BFET	WI	WI			0	88	PAUT	WI	WI	R					30	78	60	156	432	9360	14-UD-A-32-30-78-1	1	PP
8/15/2017	14	14-UD-A-32-59-50	UD	A	32		4	59	50	VT	P	P			59	50	VT	P	RI	R					30	78	60	156	432	9360	14-UD-A-32-30-78-1	1	PP
8/15/2017	14	14-UD-A-32-23-74	UD	A	32		5	23	74	LFET	BC	BC	0.133		23	74	PAUT	BC	BC	R			tr<=0.160,		30	78	60	156	432	9360	14-UD-A-32-30-78-1	1	PP
8/15/2017	14	14-UD-A-32-27-51	UD	A	32		6	27	51	LFET	BC	BC	0.167		27	51	PAUT	BC	BC	R			tr<=0.160,		30	78	60	156	432	9360	14-UD-A-32-30-78-1	1	PP
8/15/2017	14	14-UD-A-32-0-54	UD	A	32		7	0	54	VT	P	P			0	54	VT	P	RI	R					30	78	60	156	432	9360	14-UD-A-32-30-78-1	1	PP
8/15/2017	14	14-UD-A-32-0-65	UD	A	32		8	0	65	BFET	WI	WI			0	65	PAUT	WI	WI	R					30	78	60	156	432	9360	14-UD-A-32-30-78-1	1	PP
8/15/2017	14	14-UD-A-32-60-7	UD	A	32		9	60	7	VT	P	P			60	7	VT	P	RI	R					30	78	60	156	432	9360	14-UD-A-32-30-78-1	1	PP
8/15/2017	14	14-UD-A-32-54-7	UD	A	32		10	54	7	LFET	BC	BC	0.177		54	7	PAUT	BC	BC	R			tr<=0.160,		30	78	60	156	432	9360	14-UD-A-32-30-78-1	1	PP
8/15/2017	14	14-UD-A-32-50-7	UD	A	32		11	50	7	LFET	BC	BC	0.197		50	7	PAUT	BC	BC	R			tr<=0.160,		30	78	60	156	432	9360	14-UD-A-32-30-78-1	1	PP
8/15/2017	14	14-UD-A-32-44-7	UD	A	32		12	44	7	LFET	BC	BC	0.142		44	7	PAUT	BC	BC	R			tr<=0.160,		30	78	60	156	432	9360	14-UD-A-32-30-78-1	1	PP
8/15/2017	14	14-UD-A-32-50-0	UD	A	32		13	50	0	BFET	WI	WI			50	0	PAUT	WI	WI	R					30	78	60	156	432	9360	14-UD-A-32-30-78-1	1	PP
8/15/2017	14	14-UD-A-32-6-44	UD	A	32		14	6	44	LFET	BC	BC	0.174		6	44	PAUT	BC	BC	R			tr<=0.160,		30	78	60	156	432	9360	14-UD-A-32-30-78-1	1	PP
8/15/2017	14	14-UD-A-32-5-38	UD	A	32		15	5	38	LFET	BC	BC	0.14		5	38	PAUT	BC	BC	R			tr<=0.160,		30	78	60	156	432	9360	14-UD-A-32-30-78-1	1	PP
8/15/2017	14	14-UD-A-32-20-48	UD	A	32		16	20	48	LFET	BC	BC	0.131		20	48	PAUT	BC	BC	R			tr<=0.160,		30	78	60	156	432	9360	14-UD-A-32-30-78-1	1	PP
8/15/2017	14	14-UD-A-32-23-3	UD	A	32		17	23	3	LFET	BC	BC	0.108		23	3	PAUT	BC	BC	R			tr<=0.160,		30	78	60	156	432	9360	14-UD-A-32-30-78-1	1	PP
8/15/2017	14	14-UD-A-32-15-2	UD	A	32		18	15	2	LFET	BC	BC	0.122		15	2	PAUT	BC	BC	R			tr<=0.160,		30	78	60	156	432	9360	14-UD-A-32-30-78-1	1	PP
8/15/2017	14	14-UD-A-32-0-7	UD	A	32		19	0	7	VT	P	P			0	7	VT	P	RI	R					30	78	60	156	432	9360	14-UD-A-32-30-78-1	1	PP
8/15/2017	14	14-UD-A-32-30-4	UD	A	32		20	30	4	LFET	BC	BC	0.124		30	4	PAUT	BC	BC	R			tr<=0.160,		30	78	60	156	432	9360	14-UD-A-32-30-78-1	1	PP
8/15/2017	14	14-UD-A-33-40-139	UD	A	33		1	40	139	VT	Dent	D			40	139	VT	DENT	D	R			Remove all existing PP's and install PI		29	78	58	156	428	9048	14-UD-A-33-29-78-1	1	PP
8/15/2017	14	14-UD-A-33-40-132	UD	A	33		2	40	132	LFET	BC	BC	0.197		40	132	PAUT	BC	BC	R			tr<=0.160,		29	78	58	156	428	9048	14-UD-A-33-29-78-1	1	PP
8/15/2017	14	14-UD-A-33-5-130	UD	A	33		3	5	130	LFET	BC	BC	0.163		5	130	PAUT	BC	BC	R			tr<=0.160,		29	78	58	156	428	9048	14-UD-A-33-29-78-1	1	PP
8/15/2017	14	14-UD-A-33-0-136	UD	A	33		4	0	136	VT	P	P			0	136	VT	P	RI	R					29	78	58	156	428	9048	14-UD-A-33-29-78-1	1	PP
8/15/2017	14	14-UD-A-33-6-141	UD	A	33		5	6	141	LFET	BC	BC	0.174		6	141	PAUT	BC	BC	R			tr<=0.160,		29	78	58	156	428	9048	14-UD-A-33-29-78-1	1	PP
8/15/2017	14	14-UD-A-33-6-147	UD	A	33		6	6	147	LFET	BC	BC	0.174		6	147	PAUT	BC	BC	R			tr<=0.160,		29	78	58	156	428	9048	14-UD-A-33-29-78-1	1	PP
8/15/2017	14	14-UD-A-33-0-153	UD	A	33		7	0	153	VT	P	P			0	153	VT	P	RI	R					29	78	58	156	428	9048	14-UD-A-33-29-78-1	1	PP
8/15/2017	14	14-UD-A-33-8-154	UD	A	33		8	8	154	LFET	BC	BC	0.153		8	154	PAUT	BC	BC	R			tr<=0.160,		29	78	58	156	428	9048	14-UD-A-33-29-78-1	1	PP
8/15/2017	14	14-UD-A-33-17-156	UD	A	33		9	17	156	VT	P	P			17	156	VT	P	RI	R					29	78	58	156	428	9048	14-UD-A-33-29-78-1	1	PP
8/15/2017	14	14-UD-A-33-35-118	UD	A	33		10	35	118	VT	TC	TS		0.15	35	118	VT	TS	TS	R					29	78	58	156	428	9048	14-UD-A-33-29-78-1	1	PP
8/15/2017	14	14-UD-A-33-21-106	UD	A	33		11	21	106	LFET	BC	BC	0.19		21	106	PAUT	BC	BC	R			tr<=0.160,		29	78	58	156	428	9048	14-UD-A-33-29-78-1	1	PP
8/15/2017	14	14-UD-A-33-12-70	UD	A	33		12	12	70	LFET	BC	BC	0.192		12	70	PAUT	BC	BC	R			tr<=0.160,		29	78	58	156	428	9048	14-UD-A-33-29-78-1	1	PP
8/15/2017	14	14-UD-A-33-3-51	UD	A	33		13	3	51	LFET	BC	BC	0.155		3	51	PAUT	BC	BC	R			tr<=0.160,		29	78	58	156	428	9048	14-UD-A-33-29-78-1	1	PP
8/15/2017	14	14-UD-A-33-20-62	UD	A	33		14	20	62	LFET	BC	BC	0.171		20	62	PAUT	BC	BC	R			tr<=0.160,		29	78	58	156	428	9048	14-UD-A-33-29-78-1	1	PP

			Shell Location			Master Features Legend	TesTex NDE							EEI NDE								Notes	Photo Links	Recommended Repairs								Repair Type Legend
Date	Tank No.	Overall ID	General Location			Master Feature	TesTex Indication ID on Plate	TexTex Reported Indication Location		TesTex NDE		SIMPLIFIED INDICATION TYPE	Minimum Wall Thickness (in)	Depth of Topside Indication(in)	Center of indication: X (in)	Center of indication: Y (in)	Method	Indication Type	SIMPLIFIED INDICATION TYPE	EEI Recommendation (Repair or No Repair)	Minimum Thickness (in)	Depth (in)			Center of Repair: X (in)	Center of Repair: Y (in)	Width or Dia (in)	Height (in)	Length of Weld (in)	Area of PP (sq in)	EEI repair No.	Repair No. on Plate	Repair Type (Patch, Weld, Other)
			Location in Tank	Shell Course	Plate Number			X Coordinate (in)	Y Coordinate (in)	Method	Indication Type																					
8/15/2017	14	14-UD-A-33-0-64	UD	A	33		15	0	64	VT	P	P			0	64	VT	P	RI	R					29	78	58	156	428	9048	14-UD-A-33-29-78-1	1	PP
8/15/2017	14	14-UD-A-33-0-6	UD	A	33		16	0	6	VT	P	P			0	6	VT	P	RI	R					29	78	58	156	428	9048	14-UD-A-33-29-78-1	1	PP
8/15/2017	14	14-UD-A-33-25-15	UD	A	33		17	25	15	LFET	BC	BC	0.184		25	15	PAUT	BC	BC	R			tr<=0.160,		29	78	58	156	428	9048	14-UD-A-33-29-78-1	1	PP
8/15/2017	14	14-UD-A-33-3-24	UD	A	33		18	3	24	VT	Dent	D			3	24	VT	DENT	D	R					29	78	58	156	428	9048	14-UD-A-33-29-78-1	1	PP
8/15/2017	14	14-UD-A-33-4-27	UD	A	33		19	4	27	LFET	BC	BC	0.135		4	27	PAUT	BC	BC	R			tr<=0.160,		29	78	58	156	428	9048	14-UD-A-33-29-78-1	1	PP
8/15/2017	14	14-UD-A-33-23-34	UD	A	33		20	23	34	VT	Dent	D			23	34	VT	DENT	D	R					29	78	58	156	428	9048	14-UD-A-33-29-78-1	1	PP
8/15/2017	14	14-UD-A-33-54-28	UD	A	33		21	54	28	LFET	BC	BC	0.184		54	28	PAUT	BC	BC	R			tr<=0.160,		29	78	58	156	428	9048	14-UD-A-33-29-78-1	1	PP
8/15/2017	14	14-UD-A-33-54-24	UD	A	33		22	54	24	LFET	BC	BC	0.19		54	24	PAUT	BC	BC	R			tr<=0.160,		29	78	58	156	428	9048	14-UD-A-33-29-78-1	1	PP
8/15/2017	14	14-UD-A-33-48-18	UD	A	33		23	48	18	LFET	BC	BC	0.197		48	18	PAUT	BC	BC	R			tr<=0.160,		29	78	58	156	428	9048	14-UD-A-33-29-78-1	1	PP
8/15/2017	14	14-UD-A-33-53-7	UD	A	33		24	53	7	LFET	BC	BC	0.196		53	7	PAUT	BC	BC	R			tr<=0.160,		29	78	58	156	428	9048	14-UD-A-33-29-78-1	1	PP
8/15/2017	14	14-UD-A-34-0-85	UD	A	34		1	0	85	VT	P	P			0	85	VT	P	RI	R			Repair all indications with 34"x96" PP		17	48	34	96	260	3264	14-UD-A-34-17-48-1	1	PP
8/15/2017	14	14-UD-A-34-35-81	UD	A	34		2	35	81	VT	P	P			35	81	VT	P	RI	R					17	48	34	96	260	3264	14-UD-A-34-17-48-1	1	PP
8/15/2017	14	14-UD-A-34-13-54	UD	A	34		3	13	54	LFET	BC	BC	0.161		13	54	PAUT	BC	BC	R			tr<=0.160,		17	48	34	96	260	3264	14-UD-A-34-17-48-1	1	PP
8/15/2017	14	14-UD-A-34-14-64	UD	A	34		4	14	64	LFET	BC	BC	0.184		14	64	PAUT	BC	BC	R			tr<=0.160,		17	48	34	96	260	3264	14-UD-A-34-17-48-1	1	PP
8/15/2017	14	14-UD-A-34-11-71	UD	A	34		5	11	71	LFET	BC	BC	0.189		11	71	PAUT	BC	BC	R			tr<=0.160,		17	48	34	96	260	3264	14-UD-A-34-17-48-1	1	PP
8/15/2017	14	14-UD-A-34-0-70	UD	A	34		6	?	?	LFET	BC	BC	0.194		0	70	PAUT	BC	BC	R			tr<=0.160,		17	48	34	96	260	3264	14-UD-A-34-17-48-1	1	PP
8/15/2017	14	14-UD-A-34-6-81	UD	A	34		7	6	81	LFET	BC	BC	0.18		6	81	PAUT	BC	BC	R			tr<=0.160,		17	48	34	96	260	3264	14-UD-A-34-17-48-1	1	PP
8/15/2017	14	14-UD-A-34-0-55	UD	A	34		8	0	55	VT	P	P			0	55	VT	P	RI	R					17	48	34	96	260	3264	14-UD-A-34-17-48-1	1	PP
8/15/2017	14	14-UD-A-34-5-64	UD	A	34		9	5	64	LFET	BC	BC	0.195		5	64	PAUT	BC	BC	R			tr<=0.160,		17	48	34	96	260	3264	14-UD-A-34-17-48-1	1	PP
8/15/2017	14	14-UD-A-34-5-75	UD	A	34		10	5	75	LFET	BC	BC	0.184		5	75	PAUT	BC	BC	R			tr<=0.160,		17	48	34	96	260	3264	14-UD-A-34-17-48-1	1	PP
8/15/2017	14	14-UD-A-34-18-9	UD	A	34		11	3-33	1-18	VT	BULGE	B			18	9	VT	BULGE	B	NR													
8/15/2017	14	14-UD-A-34-2-36	UD	A	34		12	2	36	LFET	BC	BC	0.181		2	36	PAUT	BC	BC	R			tr<=0.160,		17	48	34	96	260	3264	14-UD-A-34-17-48-1	1	PP
8/15/2017	14	14-UD-A-34-5-4	UD	A	34		13	5	4	LFET	BC	BC	0.179		5	4	PAUT	BC	BC	R			tr<=0.160,		17	48	34	96	260	3264	14-UD-A-34-17-48-1	1	PP
8/15/2017	14	14-UD-A-34-12-2	UD	A	34		14	12	2	LFET	BC	BC	0.075		12	2	PAUT	BC	BC	R			tr<=0.160,		17	48	34	96	260	3264	14-UD-A-34-17-48-1	1	PP
8/15/2017	14	14-UD-A-34-0-7	UD	A	34		15	0	7	VT	P	P			0	7	VT	P	RI	R					17	48	34	96	260	3264	14-UD-A-34-17-48-1	1	PP
8/16/2017	14	14-UD-A-35-8-148	UD	A	35		1	8	148	LFET	BC	BC			8	148	PAUT	BC	BC	R			tr<=0.160, see IND #4		8	150	16	16	64	256	14-UD-A-35-8-150-4	4	PP
8/16/2017	14	14-UD-A-35-34-142	UD	A	35		1	34	142	VT	P	P			34	142	VT	P	RI	R			POR on overlap WR		34	142	4	0	4		14-UD-A-35-34-142-1	1	WR
8/16/2017	14	14-UD-A-35-36-156	UD	A	35		2	36	156	VT	P	P			36	156	VT	P	RI	R			42" HWR		36	156	42	0	42		14-UD-A-35-36-156-2	2	WR
8/16/2017	14	14-UD-A-35-24-153	UD	A	35		3	24	153	VT	TC	TS		0.156	24	153	VT	TS	TS	R			TS WR		24	153	6	0	18.84956	28.27433	14-UD-A-35-24-153-3	3	PP
8/16/2017	14	14-UD-A-35-8-152	UD	A	35		4	8	152	LFET	BC	BC	0.188		8	152	PAUT	BC	BC	R			tr<=0.160, 16"X16" PP		8	150	16	16	64	256	14-UD-A-35-8-150-4	4	PP
8/16/2017	14	14-UD-A-35-59-81	UD	A	35		5	59	81	VT	P	P			59	81	VT	P	RI	R			35" VWR		59	81	0	35	35		14-UD-A-35-59-81-5	5	WR
8/16/2017	14	14-UD-A-35-26-100	UD	A	35		6	26	100	VT	Dent	D			26	100	VT	DENT	D	R			8" PP		26	100	8	8	32	64	14-UD-A-35-26-100-6	6	PP
8/16/2017	14	14-UD-A-35-0-110	UD	A	35		7	0	110	VT	P	P			0	110	VT	P	RI	R			16" VWR		0	110	0	16	16		14-UD-A-35-0-110-7	7	WR
8/16/2017	14	14-UD-A-35-60-72	UD	A	35		8	60	72	VT	P	P			60	72	VT	P	RI	R			see IND #5		59	81	0	35	35		14-UD-A-35-59-81-5	5	WR
8/16/2017	14	14-UD-A-35-56-60	UD	A	35		9	56	60	VT	TC	TS		0.13	56	60	VT	TS	TS	R			6" TSPP		56	60	6	6	24	36	14-UD-A-35-56-60-8	8	TSPP
8/16/2017	14	14-UD-A-35-47-40	UD	A	35	PP	10	47	40	VT	P	P			47	40	VT	P	RI	R			SEE IND #14		48	39	12	14	52	168	14-UD-A-35-48-39-11	11	PP
8/16/2017	14	14-UD-A-35-47-38	UD	A	35		11	47	38	VT	Dent	D			47	38	VT	DENT	D	R			SEE IND #14		48	39	12	14	52	168	14-UD-A-35-48-39-11	11	PP
8/16/2017	14	14-UD-A-35-26-38	UD	A	35		12	26	38	VT	Dent	D			26	38	VT	DENT	D	R			6" PP		26	38	6	0	18.84956	28.27433	14-UD-A-35-26-38-9	9	PP
8/16/2017	14	14-UD-A-35-4-6	UD	A	35		13	4	6	LFET	BC	BC	0.18		4	6	PAUT	BC	BC	R			tr<=0.160, 8"X12" PP		4	6	8	12	40	96	14-UD-A-35-4-6-10	10	TSPP
8/16/2017	14	14-UD-A-35-48-39	UD	A	35	PP									48	39				R			PP MF remove existing PP + provide		48	39	12	14	52	168	14-UD-A-35-48-39-11	11	PP
8/16/2017	14	14-UD-A-35-48-109	UD	A	35	N									48	109				R			3" grout nozzle LOF/POR RW 360		48	109	10	0	10		14-UD-A-35-48-109-12	12	WR
8/16/2017	14	14-UD-A-36-37-124	UD	A	36		1	37	124	VT	TC	TS		0.14	37	124	VT	TS	TS	R			TS WR		37	124	0	2	2		14-UD-A-36-37-124-1	1	WR
8/16/2017	14	14-UD-A-36-10-140	UD	A	36		2	10	140	VT	TC	TS		0.156	10	140	VT	TS	TS	R			TS WR		10	140	2	0	2		14-UD-A-36-10-140-2	2	WR
8/16/2017	14	14-UD-A-36-33-30	UD	A	36		3	33	30	VT	Dent	D			33	30	VT	DENT	D	NR			NR										
8/16/2017	14	14-UD-A-36-32-41	UD	A	36		4	32	41	VT	Dent	D			32	41	VT	DENT	D	R			8" PP		32	41	8	8	32	64	14-UD-A-36-32-41-3	3	PP
8/16/2017	14	14-UD-A-37-13-144	UD	A	37		1	74	142	VT	TS	TS		0.156	13	144	VT	GOUGE	G	R			SG WR		13	144	1	0	1		14-UD-A-37-13-144-1	1	WR
8/16/2017	14	14-UD-A-37-31-60	UD	A	37		2	31	60	VT	DENT	D			31	60	VT	DENT	D	R			12"X 12" TSPP, cut to fit around diffe		31	60	12	12	48	144	14-UD-A-37-31-60-2	2	TSPP
8/16/2017	14	14-UD-A-37-36-6	UD	A	37		3	36	6	VT	P	P			36	6	VT	P	RI	R			37"H X 48"V full width PP, vertical di		18	24	37	48	170	1776	14-UD-A-37-18-24-3	3	PP
8/16/2017	14	14-UD-A-37-36-22	UD	A	37		4	36	17-27	VT	P	P			36	22	VT	P	RI	R					18	24	37	48	170	1776	14-UD-A-37-18-24-3	3	PP
8/16/2017	14	14-UD-A-37-17-39	UD	A	37		5	17	39	VT	DENT	D			17	39	VT	DENT	D	R					18	24	37	48	170	1776	14-UD-A-37-18-24-3	3	PP
8/16/2017	14	14-UD-A-37-2-8	UD	A	37		6	2	8	LFET	BC	BC	0.048		2	8	PAUT	BC	BC	R			tr<=0.160,		18	24	37	48	170	1776	14-UD-A-37-18-24-3	3	PP
8/16/2017	14	14-UD-A-37-0-156	UD	A	37										0	156	VT	P	RI	R			2"H X 2"V WR		0	156	2	2	4		14-UD-A-37-0-156-4	4	WR
8/16/2017	14	14-UD-A-37-29-96	UD	A	37										29	96	VT	GOUGE	G	R			SG WR		29	96	6	0	18.84956	28.27433	14-UD-A-37-29-96-5	5	PP
8/16/2017	14	14-UD-A-38-11-125	UD	A	38		1	11	125	VT	TC	TS		0.156	11	125	VT	TS	TS	R			TS WR		11	125	6	0	18.84956	28.27433	14-UD-A-38-11-125-1	1	PP
8/16/2017	14	14-UD-A-38-60-117	UD	A	38		2	60	117	VT	P	P			60	117	VT	P	RI	R	0.183		124" VWR		60	117	0	124	124		14-UD-A-38-60-117-2	2	WR

			Shell Location			Master Features Legend	TesTex NDE							EEI NDE								Notes	Photo Links	Recommended Repairs								Repair Type Legend
Date	Tank No.	Overall ID	General Location			Master Feature	TesTex Indication ID on Plate	TexTex Reported Indication Location		TesTex NDE		SIMPLIFIED INDICATION TYPE	Minimum Wall Thickness (in)	Depth of Topside Indication(in)	Center of indication: X (in)	Center of indication: Y (in)	Method	Indication Type	SIMPLIFIED INDICATION TYPE	EEI Recommendation (Repair or No Repair)	Minimum Thickness (in)	Depth (in)			Center of Repair: X (in)	Center of Repair: Y (in)	Width or Dia (in)	Height (in)	Length of Weld (in)	Area of PP (sq in)	EEI repair No.	Repair No. on Plate	Repair Type (Patch, Weld, Other)
			Location in Tank	Shell Course	Plate Number			X Coordinate (in)	Y Coordinate (in)	Method	Indication Type																					
8/16/2017	14	14-UD-A-38-50-91	UD	A	38		3	50	91	LFET	BC	BC	0.191		50	91	PAUT	BC	BC	NR			tr > .160									
8/16/2017	14	14-UD-A-38-46-90	UD	A	38		4	46	90	VT	P	P			46	90	VT	P	RI	R			weld overlay WR		46	90	4	1	5		14-UD-A-38-46-90-3	3	WR
8/16/2017	14	14-UD-A-38-40-94	UD	A	38		5	40	94	VT	Dent	D			40	94	VT	DENT	D	R			6" PP		40	94	6	0	18.84956	28.27433	14-UD-A-38-40-94-4	4	PP
8/16/2017	14	14-UD-A-38-60-72	UD	A	38		6	60	72	VT	P	P			60	72	VT	P	RI	R			see IND #2		60	117	0	124	124		14-UD-A-38-60-117-2	2	WR
8/16/2017	14	14-UD-A-38-0-58	UD	A	38		7	0	58	VT	P	P			0	58	VT	P	RI	R			RW END CP		0	58	4	0	4		14-UD-A-38-0-58-5	5	WR
8/16/2017	14	14-UD-A-38-25-76	UD	A	38		8	25	76	VT	Dent	D			25	76	VT	DENT	D	R			6" PP		25	76	6	0	18.84956	28.27433	14-UD-A-38-25-76-6	6	PP
8/16/2017	14	14-UD-A-38-45-20	UD	A	38		9	45	20	VT	P	P			45	20	VT	P	RI	NR													
8/16/2017	14	14-UD-A-38-41-37	UD	A	38		10	41	37	LFET	BC	BC	0.163		41	37	PAUT	BC	BC	R	0.110		26"X36" PP		41	37	26	36	124	936	14-UD-A-38-41-37-8	8	PP
8/16/2017	14	14-UD-A-38-28-28	UD	A	38		11	28	28	VT	Dent	D			28	28	VT	DENT	D	R			6" PP		28	28	6	0	18.84956	28.27433	14-UD-A-38-28-28-9	9	PP
8/16/2017	14	14-UD-A-38-12-42	UD	A	38		12	12	42	LFET	BC	BC	0.175		12	42	PAUT	BC	BC	R	0.139		24"X24' PP		12	42	24	24	96	576	14-UD-A-38-12-42-10	10	PP
8/16/2017	14	14-UD-A-38-0-47	UD	A	38		13	0	47	VT	P	P			0	47	VT	P	RI	R			4" VWR		0	47	0	4	4		14-UD-A-38-0-47-11	11	WR
8/16/2017	14	14-UD-A-38-30-0	UD	A	38										30	0	VT	P	RI	R			60" HWR		30	0	60	0	60		14-UD-A-38-30-0-13	13	WR
8/16/2017	14	14-UD-A-38-31-156	UD	A	38										31	156	VT	P	RI	R			58" HWR		31	156	58	0	58		14-UD-A-38-31-156-12	12	WR
8/17/2017	14	14-UD-A-39-21-156	UD	A	39		1	21	156	BFET	WI	WI			21	156	VT	WI	WI	R			repair all with 60"x156" PP		30	78	60	156	432	9360	14-UD-A-39-30-78-1	1	PP
8/17/2017	14	14-UD-A-39-32-156	UD	A	39		2	32	156	BFET	WI	WI			32	156	VT	WI	WI	R					30	78	60	156	432	9360	14-UD-A-39-30-78-1	1	PP
8/17/2017	14	14-UD-A-39-28.5-138	UD	A	39		3	0-57	120-156	LFET	BC	BC	0.154		28.5	138	VT	BC	BC	R			tr<=0.160,		30	78	60	156	432	9360	14-UD-A-39-30-78-1	1	PP
8/17/2017	14	14-UD-A-39-45-116	UD	A	39		4	45	116	VT	Dent	D			45	116	VT	DENT	D	R					30	78	60	156	432	9360	14-UD-A-39-30-78-1	1	PP
8/17/2017	14	14-UD-A-39-24-98	UD	A	39		5	24	98	VT	Dent	D			24	98	VT	DENT	D	R					30	78	60	156	432	9360	14-UD-A-39-30-78-1	1	PP
8/17/2017	14	14-UD-A-39-55-116	UD	A	39		6	55	116	LFET	BC	BC	0.141		55	116	PAUT	BC	BC	R			tr<=0.160,		30	78	60	156	432	9360	14-UD-A-39-30-78-1	1	PP
8/17/2017	14	14-UD-A-39-4-44	UD	A	39		7	4	44	LFET	BC	BC	0.145		4	44	PAUT	BC	BC	R			tr<=0.160,		30	78	60	156	432	9360	14-UD-A-39-30-78-1	1	PP
8/17/2017	14	14-UD-A-39-45-59	UD	A	39		8	45	59	VT	Dent	D			45	59	VT	DENT	D	R					30	78	60	156	432	9360	14-UD-A-39-30-78-1	1	PP
8/17/2017	14	14-UD-A-39-13-45	UD	A	39		9	13	45	BFET	WI	WI			13	45	VT	WI	WI	R					30	78	60	156	432	9360	14-UD-A-39-30-78-1	1	PP
8/17/2017	14	14-UD-A-39-53-2	UD	A	39		10	53	2	LFET	BC	BC	0.063		53	2	PAUT	BC	BC	R			tr<=0.160,		30	78	60	156	432	9360	14-UD-A-39-30-78-1	1	PP
8/17/2017	14	14-UD-A-39-46-25	UD	A	39		11	46	25	VT	Dent	D			46	25	VT	DENT	D	R					30	78	60	156	432	9360	14-UD-A-39-30-78-1	1	PP
8/17/2017	14	14-UD-A-39-0-24	UD	A	39		12	0	24	BFET	WI	WI			0	24	VT	WI	WI	R					30	78	60	156	432	9360	14-UD-A-39-30-78-1	1	PP
8/17/2017	14	14-UD-A-39-14-20	UD	A	39		13	14	20	VT	Dent	D			14	20	VT	DENT	D	R					30	78	60	156	432	9360	14-UD-A-39-30-78-1	1	PP
8/16/2017	14	14-UD-A-40-18.5-134	UD	A	40		1	0-37	120-148	LFET	BC	BC	0.076		18.5	134	PAUT	BC	BC	R			tr<=0.160, repair all with 37"x156" PI		18	78	37	156	386	5772	14-UD-A-40-18-78-1	1	PP
8/16/2017	14	14-UD-A-40-18.5-96	UD	A	40		2	0-37	72-120	LFET	BC	BC	0.128		18.5	96	PAUT	BC	BC	R			tr<=0.160,		18	78	37	156	386	5772	14-UD-A-40-18-78-1	1	PP
8/16/2017	14	14-UD-A-40-8-101	UD	A	40		3	8	101	VT	TC	TS		0.094	8	101	VT	TS	TS	R					18	78	37	156	386	5772	14-UD-A-40-18-78-1	1	PP
8/16/2017	14	14-UD-A-40-18.5-60	UD	A	40		4	0-37	48-72	LFET	BC	BC	0.084		18.5	60	PAUT	BC	BC	R			tr<=0.160,		18	78	37	156	386	5772	14-UD-A-40-18-78-1	1	PP
8/16/2017	14	14-UD-A-40-18.5-24	UD	A	40		5	0-37	0-48	LFET	BC	BC	0.06		18.5	24	PAUT	BC	BC	R			tr<=0.160,		18	78	37	156	386	5772	14-UD-A-40-18-78-1	1	PP
8/16/2017	14	14-UD-A-40-0-5	UD	A	40		6	0	5	BFET	WI	WI			0	5	VT	WI	WI	R					18	78	37	156	386	5772	14-UD-A-40-18-78-1	1	PP
8/16/2017	14	14-UD-A-40-0-12	UD	A	40		7	0	12	BFET	WI	WI			0	12	VT	WI	WI	R					18	78	37	156	386	5772	14-UD-A-40-18-78-1	1	PP
8/16/2017	14	14-UD-A-40-0-22	UD	A	40		8	0	22	VT	P	P			0	22	VT	P	RI	R					18	78	37	156	386	5772	14-UD-A-40-18-78-1	1	PP
8/16/2017	14	14-UD-A-41-60-153	UD	A	41		1	60	153	VT	P	P			60	153	VT	P	RI	R			remove GN and repair all with 60"x15		30	78	60	156	432	9360	14-UD-A-41-30-78-1	1	PP
8/16/2017	14	14-UD-A-41-36-77.5	UD	A	41		2	12-60	0-155	LFET	BC	BC	0.016		36	77.5	PAUT	BC	BC	R			tr<=0.160,		30	78	60	156	432	9360	14-UD-A-41-30-78-1	1	PP
8/16/2017	14	14-UD-A-41-24-131	UD	A	41		3	24	131	VT	TC	TS		0.156	24	131	VT	TS	TS	R					30	78	60	156	432	9360	14-UD-A-41-30-78-1	1	PP
8/16/2017	14	14-UD-A-41-22-128	UD	A	41		4	22	128	VT	Dent	D			22	128	VT	DENT	D	R					30	78	60	156	432	9360	14-UD-A-41-30-78-1	1	PP
8/16/2017	14	14-UD-A-41-27-106	UD	A	41		5	27	106	BFET	WI	WI			27	106	VT	WI	WI	R					30	78	60	156	432	9360	14-UD-A-41-30-78-1	1	PP
8/16/2017	14	14-UD-A-41-29-103	UD	A	41		6	29	103	BFET	WI	WI			29	103	VT	WI	WI	R					30	78	60	156	432	9360	14-UD-A-41-30-78-1	1	PP
8/16/2017	14	14-UD-A-41-28-106	UD	A	41	N									28	106				R			REMOVE GN		28	106	6	0	18.84956	28.27433	14-UD-A-41-28-106-2	2	PP
8/15/2017	14	14-UD-A-42-21-130	UD	A	42		1	21	130	VT	TSP	TS		0.094	21	130	VT	TS	TS	R	0.109		28"X38' PP		19	128	28	38	132	1064	14-UD-A-42-19-128-1	1	PP
8/15/2017	14	14-UD-A-42-32-127	UD	A	42		2	32	127	VT	Dent	D			32	127	VT	DENT	D	R					19	128	28	38	132	1064	14-UD-A-42-19-128-1	1	PP
8/15/2017	14	14-UD-A-42-19-128	UD	A	42		3	19	128	LFET	BC	BC	0.057		19	128	PAUT	BC	BC	R			tr<=0.160,		19	128	28	38	132	1064	14-UD-A-42-19-128-1	1	PP
8/15/2017	14	14-UD-A-42-0-124	UD	A	42		4	0	124	VT	P	P			0	124	VT	P	RI	R					19	128	28	38	132	1064	14-UD-A-42-19-128-1	1	PP
8/15/2017	14	14-UD-A-42-48-151	UD	A	42		5	48	151	LFET	BC	BC	0.177		48	151	PAUT	BC	BC	R			tr<=0.160, 13"X12" PP		48	151	13	12	50	156	14-UD-A-42-48-151-2	2	PP
8/15/2017	14	14-UD-A-42-9-114	UD	A	42		6	9	114	LFET	BC	BC	0.19		9	114	PAUT	BC	BC	R			tr<=0.160, REPAIR #1		19	128	28	38	132	1064	14-UD-A-42-19-128-1	1	PP
8/15/2017	14	14-UD-A-42-54-105	UD	A	42		7	54	105	LFET	BC	BC	0.184		54	105	PAUT	BC	BC	NR			tr > .160										
8/15/2017	14	14-UD-A-42-45-107	UD	A	42		8	45	107	LFET	BC	BC	0.147		45	107	PAUT	BC	BC	R	0.112		.8"X8" PP		45	107	8	8	32	64	14-UD-A-42-45-107-3	3	PP
8/15/2017	14	14-UD-A-42-20-66	UD	A	42		9	20	66	LFET	BC	BC	0.043		20	66	PAUT	BC	BC	R			tr<=0.160, 50"X37" PP		20	66	50	37	174	1850	14-UD-A-42-20-66-4	4	PP
8/15/2017	14	14-UD-A-42-10-65	UD	A	42		10	10	65	VT	TC	TS		0.094	10	65	VT	TS	TS	R					20	66	50	37	174	1850	14-UD-A-42-20-66-4	4	PP
8/15/2017	14	14-UD-A-42-50-65	UD	A	42		11	50	65	VT	Dent	D			50	65	VT	DENT	D	R			6"X6" PP		50	65	6	0	18.84956	28.27433	14-UD-A-42-50-65-5	5	PP
8/15/2017	14	14-UD-A-42-58-67	UD	A	42		12	58	67	VT	Dent	D			58	67	VT	DENT	D	R			6" TSPP		58	67	6	6	24	36	14-UD-A-42-58-67-6	6	TSPP
8/15/2017	14	14-UD-A-42-60-57	UD	A	42		13	60	57	BFET	WI	WI			60	57	VT	RI	WI	R			12" VWR		60	57	0	12	12		14-UD-A-42-60-57-7	7	WR
8/15/2017	14	14-UD-A-42-20-48	UD	A	42		14	20	48	BFET	WI	WI			20	48	VT	RI	WI	R			see IND #9		20	66	50	37	174	1850	14-UD-A-42-20-66-4	4	PP

			Shell Location			Master Features Legend	TesTex NDE							EEI NDE								Notes	Photo Links	Recommended Repairs								Repair Type Legend
Date	Tank No.	Overall ID	General Location			Master Feature	TesTex Indication ID on Plate	TexTex Reported Indication Location		TesTex NDE		SIMPLIFIED INDICATION TYPE	Minimum Wall Thickness (in)	Depth of Topside Indication(in)	Center of indication: X (in)	Center of indication: Y (in)	Method	Indication Type	SIMPLIFIED INDICATION TYPE	EEI Recommendation (Repair or No Repair)	Minimum Thickness (in)	Depth (in)			Center of Repair: X (in)	Center of Repair: Y (in)	Width or Dia (in)	Height (in)	Length of Weld (in)	Area of PP (sq in)	EEI repair No.	Repair No. on Plate	Repair Type (Patch, Weld, Other)
			Location in Tank	Shell Course	Plate Number			X Coordinate (in)	Y Coordinate (in)	Method	Indication Type																					
8/15/2017	14	14-UD-A-42-19-45	UD	A	42		15	19	45	LFET	BC	BC	0.157		19	45	PAUT	BC	BC	R			tr<=0.160, see IND #9		20	66	50	37	174	1850	14-UD-A-42-20-66-4	4	PP
8/15/2017	14	14-UD-A-42-49-48	UD	A	42		16	49	48	VT	Dent	D			49	48	VT	DENT	D	R			6" PP		49	48	6	0	18.84956	28.27433	14-UD-A-42-49-48-8	8	PP
8/15/2017	14	14-UD-A-42-0-39	UD	A	42		17	0	30-48	BFET	WI	WI			0	39	VT	RI	WI	R			see IND #9		20	66	50	37	174	1850	14-UD-A-42-20-66-4	4	PP
8/15/2017	14	14-UD-A-42-15-41	UD	A	42		18	15	41	VT	Dent	D			15	41	VT	DENT	D	R			see IND #9		20	66	50	37	174	1850	14-UD-A-42-20-66-4	4	PP
8/15/2017	14	14-UD-A-42-0-37	UD	A	42		19	0	37	LFET	BC	BC	0.056		0	37	PAUT	BC	BC	R			tr<=0.160, see IND #9		20	66	50	37	174	1850	14-UD-A-42-20-66-4	4	PP
8/15/2017	14	14-UD-A-42-35-32	UD	A	42		20	35	32	VT	Dent	D			35	32	VT	DENT	D	R			6" PP		35	32	6	0	18.84956	28.27433	14-UD-A-42-35-32-9	9	PP
8/15/2017	14	14-UD-A-42-0-10	UD	A	42		21	0	10	VT	P	P			0	10	VT	P	RI	R			36"X20' PP @18,10		18	10	36	20	112	720	14-UD-A-42-18-10-10	10	PP
8/15/2017	14	14-UD-A-42-0-2.5	UD	A	42		22	0	0-5	BFET	WI	WI			0	2.5	VT	RI	WI	R					18	10	36	20	112	720	14-UD-A-42-18-10-10	10	PP
8/15/2017	14	14-UD-A-42-12-8	UD	A	42		23	12	8	LFET	BC	BC	0.157		12	8	PAUT	BC	BC	R			tr<=0.160,		18	10	36	20	112	720	14-UD-A-42-18-10-10	10	PP
8/15/2017	14	14-UD-A-42-15-0	UD	A	42		24	15	0	BFET	WI	WI			15	0	VT	RI	WI	R					18	10	36	20	112	720	14-UD-A-42-18-10-10	10	PP
8/15/2017	14	14-UD-A-42-25-0	UD	A	42		25	25	0	BFET	WI	WI			25	0	VT	RI	WI	R					18	10	36	20	112	720	14-UD-A-42-18-10-10	10	PP
8/15/2017	14	14-UD-A-42-29-0	UD	A	42		26	29	0	BFET	WI	WI			29	0	VT	RI	WI	R					18	10	36	20	112	720	14-UD-A-42-18-10-10	10	PP
8/15/2017	14	14-UD-A-42-22-157	UD	A	42										22	157	VT	P	RI	R			44" HWR		22	157	44	0	44		14-UD-A-42-22-157-11	11	WR
8/15/2017	14	14-UD-A-43-6-150	UD	A	43		1	6	150	LFET	BC	BC	0.162		6	150	PAUT	BC	BC	R			tr<=0.160, 20"X46" PP @10,133		10	133	20	133	306	2660	14-UD-A-43-10-133-1	1	PP
8/15/2017	14	14-UD-A-43-8-151	UD	A	43		2	8	151	LFET	BC	BC	0.15		8	151	PAUT	BC	BC	R			tr<=0.160,		10	133	20	133	306	2660	14-UD-A-43-10-133-1	1	PP
8/15/2017	14	14-UD-A-43-6-150	UD	A	43		3	6	150	LFET	BC	BC	0.173		6	150	PAUT	BC	BC	R			tr<=0.160,		10	133	20	133	306	2660	14-UD-A-43-10-133-1	1	PP
8/15/2017	14	14-UD-A-43-5-145	UD	A	43		4	5	145	LFET	BC	BC	0.144		5	145	PAUT	BC	BC	R			tr<=0.160,		10	133	20	133	306	2660	14-UD-A-43-10-133-1	1	PP
8/15/2017	14	14-UD-A-43-11-143	UD	A	43		5	11	143	LFET	BC	BC	0.142		11	143	PAUT	BC	BC	R			tr<=0.160,		10	133	20	133	306	2660	14-UD-A-43-10-133-1	1	PP
8/15/2017	14	14-UD-A-43-12-142	UD	A	43		6	12	142	LFET	BC	BC	0.19		12	142	PAUT	BC	BC	R			tr<=0.160,		10	133	20	133	306	2660	14-UD-A-43-10-133-1	1	PP
8/15/2017	14	14-UD-A-43-18-140	UD	A	43		7	18	140	LFET	BC	BC	0.194		18	140	PAUT	BC	BC	R			tr<=0.160,		10	133	20	133	306	2660	14-UD-A-43-10-133-1	1	PP
8/15/2017	14	14-UD-A-43-9-135	UD	A	43		8	9	135	LFET	BC	BC	0.186		9	135	PAUT	BC	BC	R			tr<=0.160,		10	133	20	133	306	2660	14-UD-A-43-10-133-1	1	PP
8/15/2017	14	14-UD-A-43-13-134	UD	A	43		9	13	134	LFET	BC	BC	0.155		13	134	PAUT	BC	BC	R			tr<=0.160,		10	133	20	133	306	2660	14-UD-A-43-10-133-1	1	PP
8/15/2017	14	14-UD-A-43-12-132	UD	A	43		10	12	132	LFET	BC	BC	0.162		12	132	PAUT	BC	BC	R			tr<=0.160,		10	133	20	133	306	2660	14-UD-A-43-10-133-1	1	PP
8/15/2017	14	14-UD-A-43-14-127	UD	A	43		11	14	127	LFET	BC	BC	0.149		14	127	PAUT	BC	BC	R			tr<=0.160,		10	133	20	133	306	2660	14-UD-A-43-10-133-1	1	PP
8/15/2017	14	14-UD-A-43-6-127	UD	A	43		12	6	127	LFET	BC	BC	0.175		6	127	PAUT	BC	BC	R			tr<=0.160,		10	133	20	133	306	2660	14-UD-A-43-10-133-1	1	PP
8/15/2017	14	14-UD-A-43-6-120	UD	A	43		13	6	120	LFET	BC	BC	0.165		6	120	PAUT	BC	BC	R			tr<=0.160,		10	133	20	133	306	2660	14-UD-A-43-10-133-1	1	PP
8/15/2017	14	14-UD-A-43-9-118	UD	A	43		14	9	118	LFET	BC	BC	0.197		9	118	PAUT	BC	BC	R			tr<=0.160,		10	133	20	133	306	2660	14-UD-A-43-10-133-1	1	PP
8/15/2017	14	14-UD-A-43-6-116	UD	A	43		15	6	116	LFET	BC	BC	0.174		6	116	PAUT	BC	BC	R			tr<=0.160,		10	133	20	133	306	2660	14-UD-A-43-10-133-1	1	PP
8/15/2017	14	14-UD-A-43-24-156	UD	A	43		16	24	156	VT	P	P			24	156	VT	P	RI	R			12" HWR		24	156	12	0	12		14-UD-A-43-24-156-2	2	WR
8/15/2017	14	14-UD-A-43-15-113	UD	A	43		17	15	113	LFET	BC	BC	0.147		15	113	PAUT	BC	BC	R			tr<=0.160, REPAIR #1		10	133	20	133	306	2660	14-UD-A-43-10-133-1	1	PP
8/15/2017	14	14-UD-A-43-0-104	UD	A	43		18	0	104	VT	P	P			0	104	VT	P	RI	R			UC 34"VWR @0,90		0	90	0	34	34		14-UD-A-43-0-90-3	3	WR
8/15/2017	14	14-UD-A-43-0-78	UD	A	43		19	0	78	VT	P	P			0	78	VT	P	RI	R					0	90	0	34	34		14-UD-A-43-0-90-3	3	WR
8/15/2017	14	14-UD-A-43-30-45	UD	A	43		20	30	45	VT	Dent	D			30	45	VT	DENT	D	NR			NR										
8/15/2017	14	14-UD-A-43-60-90	UD	A	43		21	60	90	VT	P	P			60	90	VT	P	RI	R			14"VWR @ 60,89		60	89	0	14	14		14-UD-A-43-60-89-4	4	WR
8/15/2017	14	14-UD-A-43-60-84	UD	A	43		22	60	84	VT	P	P			60	84	VT	P	RI	R					60	89	0	14	14		14-UD-A-43-60-89-4	4	WR
8/15/2017	14	14-UD-A-43-7-72	UD	A	43		23	7	72	LFET	BC	BC	0.158		7	72	PAUT	BC	BC	NR	0.182		NR										
8/15/2017	14	14-UD-A-43-18-73	UD	A	43		24	18	73	LFET	BC	BC	0.175		18	73	PAUT	BC	BC	NR	0.190		NR										
8/15/2017	14	14-UD-A-43-30-53	UD	A	43		25	30	53	VT	Dent	D			30	53	VT	DENT	D	R			6" PP		30	53	6	0	18.84956	28.27433	14-UD-A-43-30-53-5	5	PP
8/15/2017	14	14-UD-A-43-0-26	UD	A	43		26	0	26	VT	P	P			0	26	VT	P	RI	R			4" VWR		0	26	0	4	4		14-UD-A-43-0-26-6	6	WR
8/15/2017	14	14-UD-A-43-4-20	UD	A	43		27	4	20	LFET	BC	BC	0.179		4	20	PAUT	BC	BC	R			tr<=0.160, 37"X22" PP @18.5,11		18	11	37	22	118	814	14-UD-A-43-18-11-7	7	PP
8/15/2017	14	14-UD-A-43-4-15	UD	A	43		28	4	15	LFET	BC	BC	0.184		4	15	PAUT	BC	BC	R			tr<=0.160		18	11	37	22	118	814	14-UD-A-43-18-11-7	7	PP
8/15/2017	14	14-UD-A-43-9-15	UD	A	43		29	9	15	LFET	BC	BC	0.196		9	15	PAUT	BC	BC	R			tr<=0.160		18	11	37	22	118	814	14-UD-A-43-18-11-7	7	PP
8/15/2017	14	14-UD-A-43-10-8	UD	A	43		30	10	8	LFET	BC	BC	0.161		10	8	PAUT	BC	BC	R			tr<=0.160		18	11	37	22	118	814	14-UD-A-43-18-11-7	7	PP
8/15/2017	14	14-UD-A-43-5-5	UD	A	43		31	5	5	LFET	BC	BC	0.181		5	5	PAUT	BC	BC	R			tr<=0.160		18	11	37	22	118	814	14-UD-A-43-18-11-7	7	PP
8/15/2017	14	14-UD-A-43-12-4	UD	A	43		32	12	4	LFET	BC	BC	0.15		12	4	PAUT	BC	BC	R			tr<=0.160		18	11	37	22	118	814	14-UD-A-43-18-11-7	7	PP
8/15/2017	14	14-UD-A-43-18-3	UD	A	43		33	18	3	LFET	BC	BC	0.134		18	3	PAUT	BC	BC	R			tr<=0.160		18	11	37	22	118	814	14-UD-A-43-18-11-7	7	PP
8/15/2017	14	14-UD-A-43-21-3	UD	A	43		34	21	3	LFET	BC	BC	0.143		21	3	PAUT	BC	BC	R			tr<=0.160		18	11	37	22	118	814	14-UD-A-43-18-11-7	7	PP
8/15/2017	14	14-UD-A-43-27-3	UD	A	43		35	27	3	LFET	BC	BC	0.17		27	3	PAUT	BC	BC	R			tr<=0.160		18	11	37	22	118	814	14-UD-A-43-18-11-7	7	PP
8/15/2017	14	14-UD-A-43-29-3	UD	A	43		36	29	3	LFET	BC	BC	0.185		29	3	PAUT	BC	BC	R			tr<=0.160		18	11	37	22	118	814	14-UD-A-43-18-11-7	7	PP
8/15/2017	14	14-UD-A-43-30-2	UD	A	43		37	30	2	LFET	BC	BC	0.167		30	2	PAUT	BC	BC	R			tr<=0.160		18	11	37	22	118	814	14-UD-A-43-18-11-7	7	PP
8/15/2017	14	14-UD-A-43-12-2	UD	A	43		38	12	2	LFET	BC	BC	0.158		12	2	PAUT	BC	BC	R			tr<=0.160		18	11	37	22	118	814	14-UD-A-43-18-11-7	7	PP
8/15/2017	14	14-UD-A-43-15-2	UD	A	43		39	15	2	LFET	BC	BC	0.145		15	2	PAUT	BC	BC	R			tr<=0.160		18	11	37	22	118	814	14-UD-A-43-18-11-7	7	PP
8/15/2017	14	14-UD-A-43-23-2	UD	A	43		40	23	2	LFET	BC	BC	0.172		23	2	PAUT	BC	BC	R			tr<=0.160		18	11	37	22	118	814	14-UD-A-43-18-11-7	7	PP
8/15/2017	14	14-UD-A-43-25-2	UD	A	43		41	25	2	LFET	BC	BC	0.177		25	2	PAUT	BC	BC	R			tr<=0.160		18	11	37	22	118	814	14-UD-A-43-18-11-7	7	PP
8/15/2017	14	14-UD-A-43-27-2	UD	A	43		42	27	2	LFET	BC	BC	0.153		27	2	PAUT	BC	BC	R			tr<=0.160		18	11	37	22	118	814	14-UD-A-43-18-11-7	7	PP

			Shell Location			Master Features Legend	TesTex NDE							EEI NDE								Notes	Photo Links	Recommended Repairs								Repair Type Legend
Date	Tank No.	Overall ID	General Location			Master Feature	TesTex Indication ID on Plate	TexTex Reported Indication Location		TesTex NDE		SIMPLIFIED INDICATION TYPE	Minimum Wall Thickness (in)	Depth of Topside Indication(in)	Center of Indication: X (in)	Center of Indication: Y (in)	Method	Indication Type	SIMPLIFIED INDICATION TYPE	EEI Recommendation (Repair or No Repair)	Minimum Thickness (in)	Depth (in)			Center of Repair: X (in)	Center of Repair: Y (in)	Width or Dia (in)	Height (in)	Length of Weld (in)	Area of PP (sq in)	EEI repair No.	Repair No. on Plate	Repair Type (Patch, Weld, Other)
			Location in Tank	Shell Course	Plate Number			X Coordinate (in)	Y Coordinate (in)	Method	Indication Type																					
8/15/2017	14	14-UD-A-43-17-1	UD	A	43		43	17	1	LFET	BC	BC	0.149		17	1	PAUT	BC	BC	R			tr<=0.160		18	11	37	22	118	814	14-UD-A-43-18-11-7	7	PP
8/15/2017	14	14-UD-A-43-30-1	UD	A	43		44	30	1	LFET	BC	BC	0.143		30	1	PAUT	BC	BC	R			tr<=0.160		18	11	37	22	118	814	14-UD-A-43-18-11-7	7	PP
8/15/2017	14	14-UD-A-43-34-1	UD	A	43		45	34	1	LFET	BC	BC	0.176		34	1	PAUT	BC	BC	R			tr<=0.160		18	11	37	22	118	814	14-UD-A-43-18-11-7	7	PP
8/15/2017	14	14-UD-A-43-0-7.5	UD	A	43		46	0	0-15	BFET	WI	WI			0	7.5	VT	WI	WI	R			NO NOTES		18	11	37	22	118	814	14-UD-A-43-18-11-7	7	PP
8/15/2017	14	14-UD-A-44-14-156	UD	A	44		1	14	156	VT	P	P			14	156	VT	P	RI	R			37" HWR @ 28,156		28	156	37	0	37		14-UD-A-44-28-156-1	1	wr
8/15/2017	14	14-UD-A-44-19-156	UD	A	44		2	19	156	VT	P	P			19	156	VT	P	RI	R					28	156	37	0	37		14-UD-A-44-28-156-1	1	wr
8/15/2017	14	14-UD-A-44-26-156	UD	A	44		3	26	156	BFET	WI	WI			26	156	VT	WI	WI	R					28	156	37	0	37		14-UD-A-44-28-156-1	1	wr
8/15/2017	14	14-UD-A-44-42-156	UD	A	44		4	42	156	VT	P	P			42	156	VT	P	RI	R					28	156	37	0	37		14-UD-A-44-28-156-1	1	wr
8/15/2017	14	14-UD-A-44-60-156	UD	A	44		5	60	156	BFET	WI	WI			60	156	VT	WI	WI	R			4" HWR + 4" VWR		60	156	4	4	8		14-UD-A-44-60-156-2	2	WR
8/15/2017	14	14-UD-A-44-17-124	UD	A	44		6	17	124	VT	TC	TS		0.094	17	124	VT	TS	TS	R			6" PP		17	124	6	0	18.84956	28.27433	14-UD-A-44-17-124-3	3	PP
8/15/2017	14	14-UD-A-44-47-72	UD	A	44		7	47	72	VT	Dent	D			47	72	VT	DENT	D	NR			NR										
8/15/2017	14	14-UD-A-44-25-64	UD	A	44		8	25	64	VT	Dent	D			25	64	VT	DENT	D	NR			NR										
8/15/2017	14	14-UD-A-44-4-0	UD	A	44		9	4	0	BFET	WI	WI			4	0	VT	WI	WI	R			6" HWR		4	0	6	0	6		14-UD-A-44-4-0-4	4	WR
8/15/2017	14	14-UD-A-45-60-130	UD	A	45		1	60	130	VT	P	P			60	130	VT	P	RI	R			12" VWR @ 60,133 + END CP RW		60	133	0	12	12		14-UD-A-45-60-133-1	1	WR
8/15/2017	14	14-UD-A-45-60-130	UD	A	45		2	60	130	VT	P	P			60	130	VT	P	RI	R					60	133	0	12	12		14-UD-A-45-60-133-1	1	WR
8/15/2017	14	14-UD-A-45-40-80	UD	A	45		3	40	80	VT	Dent	D			40	80	VT	DENT	D	R			8"X8" PP		40	80	8	8	32	64	14-UD-A-45-40-80-2	2	PP
8/15/2017	14	14-UD-A-45-29-64	UD	A	45		4	29	64	VT	Dent	D			29	64	VT	DENT	D	R			12"X12" PP @30,62		30	62	12	12	48	144	14-UD-A-45-30-62-3	3	PP
8/15/2017	14	14-UD-A-45-32-61	UD	A	45		5	32	61	VT	Dent	D			32	61	VT	DENT	D	R					30	62	12	12	48	144	14-UD-A-45-30-62-3	3	PP
8/15/2017	14	14-UD-A-45-60-37	UD	A	45		6	60	37	VT	P	P			60	37	VT	P	RI	R			4"VWR		60	37	0	4	4		14-UD-A-45-60-37-4	4	WR
8/15/2017	14	14-UD-A-45-29-21	UD	A	45		7	29	21	VT	P	P			29	21	VT	P	RI	R			3" PP WR		29	21			0		14-UD-A-45-29-21-5	5	WR
8/15/2017	14	14-UD-A-45-0-13	UD	A	45		8	0	13	VT	P	P			0	13	VT	P	RI	R			6" VWR		0	13	0	6	6		14-UD-A-45-0-13-6	6	WR
8/15/2017	14	14-UD-A-45-60-10	UD	A	45		9	60	10	BFET	WI	WI			60	10	VT	WI	WI	R			20" VWR		60	10	0	20	20		14-UD-A-45-60-10-7	7	WR
8/15/2017	14	14-UD-A-45-18-5	UD	A	45		10	18	5	LFET	BC	BC	0.147		18	5	PAUT	BC	BC	R	0.114		12" TSPP		18	5	12	12	48	144	14-UD-A-45-18-5-8	8	TSPP
8/15/2017	14	14-UD-A-45-0-2	UD	A	45										0	2	VT	WI	WI	R			RW END CP		0	2	4	0	4		14-UD-A-45-0-2-10	10	WR
8/15/2017	14	14-UD-A-45-45-146	UD	A	45										45	146	VT	TS	TS	R		0.09	TSP WR		45	146			0		14-UD-A-45-45-146-9	9	WR
8/15/2017	14	14-UD-A-46-20-156	UD	A	46		1	20	156	VT	P	P			20	156	VT	P	RI	R			24" HWR @21,156		20	156	24	0	24		14-UD-A-46-20-156-1	1	WR
8/15/2017	14	14-UD-A-46-24-156	UD	A	46		2	24	156	VT	P	P			24	156	VT	P	RI	R					20	156	24	0	24		14-UD-A-46-20-156-1	1	WR
8/15/2017	14	14-UD-A-46-0-125	UD	A	46		3	0	125	VT	P	P			0	125	VT	P	RI	R			15" VWR		0	125	0	15	15		14-UD-A-46-0-125-2	2	WR
8/15/2017	14	14-UD-A-46-9-44	UD	A	46		4	9	44	VT	Dent	D			9	44	VT	DENT	D	NR			NR										
8/15/2017	14	14-UD-A-46-6-30	UD	A	46		5	6	30	LFET	BC	BC	0.136		6	30	PAUT	BC	BC	R	0.117		12" TSPP		6	30	12	12	48	144	14-UD-A-46-6-30-3	3	TSPP
8/15/2017	14	14-UD-A-46-0-6	UD	A	46		6	0	0-12	BFET	WI	WI			0	6	VT	WI	WI	NR			see plate #45										
8/15/2017	14	14-UD-A-47-20-156	UD	A	47		1	7"-33"	156	BFET	WI	WI			20	156	VT	WI	WI	R			55" HWR @ 32,156		32	156	55	0	55		14-UD-A-47-32-156-1	1	WR
8/15/2017	14	14-UD-A-47-49-156	UD	A	47		2	49	156	BFET	WI	WI			49	156	VT	WI	WI	R					32	156	55	0	55		14-UD-A-47-32-156-1	1	WR
8/15/2017	14	14-UD-A-47-37-152	UD	A	47		3	37	152	VT	Dent	D			37	152	VT	DENT	D	R			6"X6" PP		37	152	6	0	18.84956	28.27433	14-UD-A-47-37-152-2	2	PP
8/15/2017	14	14-UD-A-47-4-142	UD	A	47		4	4	142	VT	Dent	D			4	142	VT	DENT	D	R			6" TSPP		4	142	6	6	24	36	14-UD-A-47-4-142-3	3	TSPP
8/15/2017	14	14-UD-A-47-20-144	UD	A	47		5	20	144	VT	Dent	D			20	144	VT	DENT	D	R			6"X6" PP		20	144	6	0	18.84956	28.27433	14-UD-A-47-20-144-4	4	PP
8/15/2017	14	14-UD-A-47-0-122	UD	A	47		6	0	122	VT	Dent	D			0	122	VT	DENT	D	R			6" TSPP		0	122	6	6	24	36	14-UD-A-47-0-122-5	5	TSPP
8/15/2017	14	14-UD-A-47-60-110	UD	A	47		7	60	110	VT	P	P			60	110	VT	P	RI	R			6" VWR		60	110	0	6	6		14-UD-A-47-60-110-6	6	WR
8/15/2017	14	14-UD-A-47-0-100	UD	A	47		8	0	100	VT	P	P			0	100	VT	P	RI	R			11" TSPP @ 5,99		5	99	11	11	44	121	14-UD-A-47-5-99-7	7	TSPP
8/15/2017	14	14-UD-A-47-7-48	UD	A	47		9	7	48	VT	Dent	D			7	48	VT	DENT	D	R					5	99	11	11	44	121	14-UD-A-47-5-99-7	7	TSPP
8/15/2017	14	14-UD-A-47-60-53	UD	A	47		10	60	53	VT	P	P			60	53	VT	IF,LOF	LOF	R			8" VWR		60	53	0	8	8		14-UD-A-47-60-53-8	8	WR
8/15/2017	14	14-UD-A-47-3-60	UD	A	47		11	3	60	VT	Dent	D			3	60	VT	DENT	D	R			6" TSPP		3	60	6	6	24	36	14-UD-A-47-3-60-9	9	TSPP
8/15/2017	14	14-UD-A-47-24-54	UD	A	47		12	24	54	VT	Dent	D			24	54	VT	DENT	D	NR			NR										
8/15/2017	14	14-UD-A-47-0-54	UD	A	47		13	0	54	VT	P	P			0	54	VT	P	RI	R			4" VWR		0	54	0	4	4		14-UD-A-47-0-54-10	10	WR
8/15/2017	14	14-UD-A-47-29-0	UD	A	47		14	29	0	VT	P	P			29	0	VT	P	RI	R			53" HWR		29	0	53	0	53		14-UD-A-47-29-0-11	11	WR
8/15/2017	14	14-UD-A-47-0-3	UD	A	47										0	3	VT	LOF	LOF	R			RW END CP		0	3	4	0	4		14-UD-A-47-0-3-14	14	WR
8/15/2017	14	14-UD-A-47-54-76	UD	A	47	N									54	76	VT			R			3" GN wr 360 degrees		54	76			0		14-UD-A-47-54-76-13	13	WR
8/15/2017	14	14-UD-A-47-60-3	UD	A	47										60	3	VT	LOF	LOF	R			RW END CP		60	3	4	0	4		14-UD-A-47-60-3-15	15	WR
8/14/2017	14	14-UD-A-48-0-136	UD	A	48		1	0	136	BFET	WI	WI			0	136	VT	WI	WI	R			12" VWR		0	136	0	12	12		14-UD-A-48-0-136-1	1	WR
8/14/2017	14	14-UD-A-48-38-148	UD	A	48		2	38	148	VT	P	P			38	148	VT	P	RI	R			RW 3-1 OCLOCK		38	148			0		14-UD-A-48-38-148-2	2	WR
8/14/2017	14	14-UD-A-48-18-67	UD	A	48		3	18	67	VT	TC	TS		0.125	18	67	VT	TS	TS	R			TC WR		18	67			0		14-UD-A-48-18-67-3	3	WR
8/14/2017	14	14-UD-A-48-45-43	UD	A	48		4	45	43	VT	Dent	D			45	43	VT	DENT	D	NR			NR										
8/14/2017	14	14-UD-A-48-0-8	UD	A	48		5	0	8	VT	P	P			0	8	VT	P	RI	R			4" VWR		0	8	0	4	4		14-UD-A-48-0-8-4	4	WR
8/14/2017	14	14-UD-A-48-30-156	UD	A	48										30	156	VT	P,WI	WI	R			60" HWR		30	156	60	0	60		14-UD-A-48-30-156-5	5	WR
8/14/2017	14	14-UD-A-48-54-0	UD	A	48										54	0	VT	LOF,P	LOF	R			12" HWR		54	0	12	0	12		14-UD-A-48-54-0-6	6	WR

		Shell Location			Master Features Legend	TesTex NDE							EEI NDE								Notes	Photo Links	Recommended Repairs								Repair Type Legend
Date	Tank No.	Overall ID	General Location			Master Feature	TesTex Indication ID on Plate	TexTex Reported Indication Location		TesTex NDE		SIMPLIFIED INDICATION TYPE	Minimum Wall Thickness (in)	Depth of Topside Indication(in)	Center of indication: X (in)	Center of indication: Y (in)	Method	Indication Type	SIMPLIFIED INDICATION TYPE	EEI Recommendation (Repair or No Repair)	Minimum Thickness (in)	Depth (in)			Center of Repair: X (in)	Center of Repair: Y (in)	Width or Dia (in)	Height (in)	Length of Weld (in)	Area of PP (sq in)	EEI repair No.	Repair No. on Plate	Repair Type (Patch, Weld, Other)
			Location in Tank	Shell Course	Plate Number			X Coordinate (in)	Y Coordinate (in)	Method	Indication Type																					
8/14/2017	14	14-UD-A-49-10-156	UD	A	49		1	10	156	BFET	WI	WI			10	156	VT	WI	WI	R			28" HWR @ 19,156		19	156	28	0	28		14-UD-A-49-19-156-1	1	WR
8/14/2017	14	14-UD-A-49-17-156	UD	A	49		2	17	156	VT	P	P			17	156	VT	P	RI	R					19	156	28	0	28		14-UD-A-49-19-156-1	1	WR
8/14/2017	14	14-UD-A-49-22-156	UD	A	49		3	22	156	BFET	WI	WI			22	156	VT	WI	WI	R					19	156	28	0	28		14-UD-A-49-19-156-1	1	WR
8/14/2017	14	14-UD-A-49-33-156	UD	A	49		4	33	156	VT	P	P			33	156	VT	P	RI	R					19	156	28	0	28		14-UD-A-49-19-156-1	1	WR
8/14/2017	14	14-UD-A-49-36-137	UD	A	49		5	36	137	VT	P	P			36	137	VT	P	RI	R			4" VWR		36	137	0	4	4		14-UD-A-49-36-137-2	2	WR
8/14/2017	14	14-UD-A-49-18-120	UD	A	49		6	18	120	LFET	BC	BC	0.032		18	120	PAUT	BC	BC	R	0.110		12"X26" PP		18	120	12	26	76	312	14-UD-A-49-18-120-3	3	PP
8/14/2017	14	14-UD-A-49-35-116	UD	A	49		7	35	116	VT	P	P			35	116	VT	P	RI	R			28" VWR		35	116	0	28	28		14-UD-A-49-35-116-4	4	WR
8/14/2017	14	14-UD-A-49-35-102	UD	A	49		8	35	102	VT	P	P			35	102	VT	P	RI	R					35	116	0	28	28		14-UD-A-49-35-116-4	4	WR
8/14/2017	14	14-UD-A-49-0-82	UD	A	49		9	0	82	BFET	WI	WI			0	82	VT	WI	WI	R			6" VWR		0	82	0	6	6		14-UD-A-49-0-82-5	5	WR
8/14/2017	14	14-UD-A-49-37-70	UD	A	49		10	37	70	VT	P	P			37	70	VT	P	RI	R			6" VWR		37	70	0	6	6		14-UD-A-49-37-70-6	6	WR
8/14/2017	14	14-UD-A-49-37-16	UD	A	49		11	37	16	VT	P	P			37	16	VT	P	RI	R			6" VWR		37	16	0	6	6		14-UD-A-49-37-16-7	7	WR
8/14/2017	14	14-UD-A-49-17-0	UD	A	49		12	17	0	BFET	WI	WI			17	0	VT	WI	WI	R			35" HWR		17	0	35	0	35		14-UD-A-49-17-0-8	8	WR
8/14/2017	14	14-UD-A-49-0-3	UD	A	49		13	0	3	BFET	WI	WI			0	3	VT	WI	WI	R			RW END CP		0	3	4	0	4		14-UD-A-49-0-3-9	9	WR
8/14/2017	14	14-UD-A-49-17-105	UD	A	49										17	105	VT	DENT	D	R					16	105	10	10	40	100	14-UD-A-49-16-105-10	10	PP
8/14/2017	14	14-UD-A-49-16-105	UD	A	49										16	105	VT	GOUGE	G	R			10"X10" PP @ 16,105		16	105	10	10	40	100	14-UD-A-49-16-105-10	10	PP
8/14/2017	14	14-UD-A-50-50-156	UD	A	50		1	50	156	VT	P	P			50	156	VT	P	RI	R			15" HWR		50	156	15	0	15		14-UD-A-50-50-156-1	1	WR
8/14/2017	14	14-UD-A-50-0-137	UD	A	50		2	0	137	BFET	WI	WI			0	137	VT	RI	WI	R			4" VWR		0	137	0	4	4		14-UD-A-50-0-137-2	2	WR
8/14/2017	14	14-UD-A-50-60-124	UD	A	50		3	60	124	VT	P	P			60	124	VT	P	RI	R			12" VWR		60	124	0	12	12		14-UD-A-50-60-124-3	3	WR
8/14/2017	14	14-UD-A-50-0-4	UD	A	50		4	0	4	BFET	WI	WI			0	4	VT	RI	WI	R			RW END CP		0	4	4	0	4		14-UD-A-50-0-4-4	4	WR
8/14/2017	14	14-UD-A-50-30-111	UD	A	50	PP									30	111				N/A			EXISTING 6" PP MF										
8/14/2017	14	14-UD-A-51-0-73	UD	A	51		1	0	73	BFET	WI	WI			0	73	VT	WI	WI	R			RW END CP		0	73	4	0	4		14-UD-A-51-0-73-1	1	WR
8/14/2017	14	14-UD-A-51-7-31	UD	A	51		2	7	31	VT	P	P			7	31	VT	P	RI	R			OVERLAY WR		7	31			0		14-UD-A-51-7-31-2	2	WR
8/14/2017	14	14-UD-A-51-0-5	UD	A	51		3	0	5	BFET	WI	WI			0	5	VT	WI	WI	R			RW END CP		0	5	4	0	4		14-UD-A-51-0-5-3	3	WR
8/14/2017	14	14-UD-A-51-45-26	UD	A	51	PP									45	26				N/A			EXISTING 4X4 PP										
8/14/2017	14	14-UD-A-51-29-156	UD	A	51										29	156	VT	LOF,P	LOF	R			57" HWR		29	156	57	0	57		14-UD-A-51-29-156-4	4	WR
8/14/2017	14	14-UD-A-52-24-122	UD	A	52		1	24	122	VT	Dent	D			24	122	VT	DENT	D	R			6" PP		24	122	6	0	18.84956	28.27433	14-UD-A-52-24-122-1	1	PP
8/14/2017	14	14-UD-A-52-37-102	UD	A	52		2	37	102	VT	P	P			37	102	VT	P	RI	R			4" VWR		37	102	0	4	4		14-UD-A-52-37-102-2	2	WR
8/14/2017	14	14-UD-A-52-0-35	UD	A	52		3	0	35	BFET	WI	WI			0	35	VT	RI	WI	R			RW END CP		0	35	4	0	4		14-UD-A-52-0-35-3	3	WR
8/14/2017	14	14-UD-A-52-0-18	UD	A	52		4	0	18	VT	P	P			0	18	VT	P	RI	R			35" VWR @0,17		0	17	0	35	35		14-UD-A-52-0-17-4	4	WR
8/14/2017	14	14-UD-A-52-0-7	UD	A	52		5	0	7	BFET	WI	WI			0	7	VT	RI	WI	R					0	17	0	35	35		14-UD-A-52-0-17-4	4	WR
8/14/2017	14	14-UD-A-52-37-3	UD	A	52		6	37	3	BFET	WI	WI			37	3	VT	RI	WI	R			RW END CP + 3" VWR		37	3	0	3	3		14-UD-A-52-37-3-5	5	WR
8/14/2017	14	14-UD-A-52-22-26	UD	A	52	PP									22	26				N/A			EXIXTING 1 and half" D PP										
8/14/2017	14	14-UD-A-52-5-0	UD	A	52										5	0	VT	LOF,UC	LOF	R			10" HWR		5	0	10	0	10		14-UD-A-52-5-0-6	6	WR
8/14/2017	14	14-UD-A-53-44-156	UD	A	53		1	44	156	VT	P	P			44	156	VT	P	RI	R			30" HWR @45,156 + RW END CP		44	156	30	0	30		14-UD-A-53-44-156-1	1	WR
8/14/2017	14	14-UD-A-53-56-156	UD	A	53		2	56	156	VT	P	P			56	156	VT	P	RI	R					44	156	30	0	30		14-UD-A-53-44-156-1	1	WR
8/14/2017	14	14-UD-A-53-26-79	UD	A	53		3	26	79	VT	Dent	D			26	79	VT	DENT	D	R			6" PP		26	79	6	0	18.84956	28.27433	14-UD-A-53-26-79-2	2	PP
8/14/2017	14	14-UD-A-53-45-79	UD	A	53	N	4	45	79	VT	P	P			45	79	VT	P	RI	R			3" GN WR 360 degrees		45	79	18	0	18		14-UD-A-53-45-79-3	3	WR
8/14/2017	14	14-UD-A-53-48-79	UD	A	53	N	5	48	79	VT	P	P			48	79	VT	P	RI	R					45	79	18	0	18		14-UD-A-53-45-79-3	3	WR
8/14/2017	14	14-UD-A-53-10-49	UD	A	53		6	10	49	LFET	BC	BC	0.193		10	49	PAUT	BC	BC	NR	0.200		NR										
8/14/2017	14	14-UD-A-53-0-41	UD	A	53		7	0	41	BFET	WI	WI			0	41	VT	WI	WI	R			4" VWR		0	41	0	4	4		14-UD-A-53-0-41-4	4	WR
8/14/2017	14	14-UD-A-54-28-156	UD	A	54		1	28	156	BFET	WI	WI			28	156	VT	WI	WI	R			57" HWR @ 28,157		28	156	57	0	57		14-UD-A-54-28-156-1	1	WR
8/14/2017	14	14-UD-A-54-31-156	UD	A	54		2	31	156	BFET	WI	WI			31	156	VT	WI	WI	R					28	156	57	0	57		14-UD-A-54-28-156-1	1	WR
8/14/2017	14	14-UD-A-54-48-156	UD	A	54		3	48	156	VT	P	P			48	156	VT	P	RI	R					28	156	57	0	57		14-UD-A-54-28-156-1	1	WR
8/14/2017	14	14-UD-A-54-56-156	UD	A	54		4	56	156	VT	P	P			56	156	VT	P	RI	R					28	156	57	0	57		14-UD-A-54-28-156-1	1	WR
8/14/2017	14	14-UD-A-54-53-131	UD	A	54		5	53	131	VT	TC	TS		0.14	53	131	VT	TS	TS	R			6" TSPP		53	131	6	6	24	36	14-UD-A-54-53-131-2	2	TSPP
8/14/2017	14	14-UD-A-54-36-124	UD	A	54		6	36	124	LFET	BC	BC	0.176		36	124	PAUT	BC	BC	NR	0.205		NR										
8/14/2017	14	14-UD-A-54-57-118	UD	A	54		7	57	118	BFET	WI	WI			57	118	VT	WI	WI	R			16" VWR		56	120	0	16	16		14-UD-A-54-56-120-3	3	WR
8/14/2017	14	14-UD-A-54-55-120	UD	A	54		8	55	120	VT	TC	TS		0.094	55	120	VT	TS	TS	R			TC WR		56	120	0	16	16		14-UD-A-54-56-120-3	3	WR
8/14/2017	14	14-UD-A-54-57-113	UD	A	54		9	57	113	BFET	WI	WI			57	113	VT	WI	WI	R			see ind 7		56	120	0	16	16		14-UD-A-54-56-120-3	3	WR
8/14/2017	14	14-UD-A-54-7-112	UD	A	54		10	7	112	VT	Dent	D			7	112	VT	DENT	D	R			9" TSPP		7	112	9	9	36	81	14-UD-A-54-7-112-5	5	TSPP
8/14/2017	14	14-UD-A-54-60-91	UD	A	54		11	60	91	VT	P	P			60	91	VT	P	RI	R			12" VWR		60	91	0	12	12		14-UD-A-54-60-91-6	6	WR
8/14/2017	14	14-UD-A-54-11-89	UD	A	54		12	11	89	VT	Dent	D			11	89	VT	DENT	D	R			6" PP		11	89	6	0	18.84956	28.27433	14-UD-A-54-11-89-7	7	PP
8/14/2017	14	14-UD-A-54-0-69	UD	A	54		13	0	69	VT	P	P			0	69	VT	P	RI	R			6" VWR		0	69	0	6	6		14-UD-A-54-0-69-8	8	WR
8/14/2017	14	14-UD-A-54-0-53	UD	A	54		14	0	53	VT	P	P			0	53	VT	P	RI	R			6" VWR		0	53	0	6	6		14-UD-A-54-0-53-9	9	WR
8/14/2017	14	14-UD-A-54-0-3	UD	A	54		15	0	3	BFET	WI	WI			0	3	VT	WI	WI	R			10" VWR		0	3	0	10	10		14-UD-A-54-0-3-10	10	WR

			Shell Location			Master Features Legend	TesTex NDE							EEI NDE								Notes	Photo Links	Recommended Repairs								Repair Type Legend
Date	Tank No.	Overall ID	General Location			Master Feature	TesTex Indication ID on Plate	TexTex Reported Indication Location		TesTex NDE		SIMPLIFIED INDICATION TYPE	Minimum Wall Thickness (in)	Depth of Topside Indication(in)	Center of Indication: X (in)	Center of Indication: Y (in)	Method	Indication Type	SIMPLIFIED INDICATION TYPE	EEI Recommendation (Repair or No Repair)	Minimum Thickness (in)	Depth (in)			Center of Repair: X (in)	Center of Repair: Y (in)	Width or Dia (in)	Height (in)	Length of Weld (in)	Area of PP (sq in)	EEI repair No.	Repair No. on Plate	Repair Type (Patch, Weld, Other)
			Location in Tank	Shell Course	Plate Number			X Coordinate (in)	Y Coordinate (in)	Method	Indication Type																					
8/14/2017	14	14-UD-A-54-45-145	UD	A	54										45	145	VT	TS	TS	R		0.125	TC WR		45	145	4	0	4		14-UD-A-54-45-145-11	11	WR
8/12/2017	14	14-UD-A-55-31-156	UD	A	55		1	31	156	VT	P	P			31	156	VT	P	RI	R			16" HWR		31	156	16	0	16		14-UD-A-55-31-156-1	1	WR
8/12/2017	14	14-UD-A-55-8-152	UD	A	55		2	8	152	LFET	BC	BC	0.186		8	152	PAUT	BC	BC	R	0.151		24"X16" PP @8,145		8	145	24	16	80	384	14-UD-A-55-8-145-2	2	PP
8/12/2017	14	14-UD-A-55-7-147	UD	A	55		3	7	147	LFET	BC	BC	0.16		7	147	PAUT	BC	BC	R			tr<=0.160		8	145	24	16	80	384	14-UD-A-55-8-145-2	2	PP
8/12/2017	14	14-UD-A-55-28-116	UD	A	55		4	28	116	LFET	BC	BC	0.138		28	116	PAUT	BC	BC	R	0.118		14"X14" PP		28	116	14	14	56	196	14-UD-A-55-28-116-3	3	PP
8/12/2017	14	14-UD-A-55-11-113	UD	A	55		5	11	113	LFET	BC	BC	0.157		11	113	PAUT	BC	BC	R	0.127		12"X12" PP		11	113	12	12	48	144	14-UD-A-55-11-113-4	4	PP
8/12/2017	14	14-UD-A-55-3-46	UD	A	55		6	3	46	VT	Dent	D			3	46	VT	DENT	D	R			6" TSPP		3	46	6	6	24	36	14-UD-A-55-3-46-5	5	TSPP
8/12/2017	14	14-UD-A-55-35-44	UD	A	55		7	35	44	LFET	BC	BC	0.098		35	44	PAUT	BC	BC	R	0.112		10"X18" PP @32,39		32	39	10	18	56	180	14-UD-A-55-32-39-6	6	PP
8/12/2017	14	14-UD-A-55-33-36	UD	A	55		8	33	36	LFET	BC	BC	0.149		33	36	PAUT	BC	BC	R			tr<=0.160		32	39	10	18	56	180	14-UD-A-55-32-39-6	6	PP
8/12/2017	14	14-UD-A-55-14-27	UD	A	55		9	14	27	VT	TC	TS		0.094	14	27	VT	TS	TS	R			TC WR		14	27	0	4	4		14-UD-A-55-14-27-7	7	WR
8/12/2017	14	14-UD-A-55-12-146	UD	A	55	PP									12	146	vt	lof	lof	R			REMOVE EXISTING 3" PP		8	145	24	16	80	384	14-UD-A-55-8-145-2	2	PP
8/12/2017	14	14-UD-A-56-3-147	UD	A	56		1	3	147	VT	TC	TS		0.094	3	147	VT	TS	TS	R			Remove existing PP's and install PP o		30	78	60	156	432	9360	14-UD-A-56-30-78-1	1	PP
8/12/2017	14	14-UD-A-56-9-141	UD	A	56		2	9	141	LFET	BC	BC	0.02		9	141	PAUT	BC	BC	R			tr<=0.160		30	78	60	156	432	9360	14-UD-A-56-30-78-1	1	PP
8/12/2017	14	14-UD-A-56-51-132	UD	A	56		3	51	132	VT	Dent	D			51	132	VT	DENT	D	R					30	78	60	156	432	9360	14-UD-A-56-30-78-1	1	PP
8/12/2017	14	14-UD-A-56-32-123	UD	A	56		4	32	123	LFET	BC	BC	0.03		32	123	PAUT	BC	BC	R			tr<=0.160		30	78	60	156	432	9360	14-UD-A-56-30-78-1	1	PP
8/12/2017	14	14-UD-A-56-60-123	UD	A	56		5	60	123	VT	P	P			60	123	VT	P	RI	R					30	78	60	156	432	9360	14-UD-A-56-30-78-1	1	PP
8/12/2017	14	14-UD-A-56-42-120	UD	A	56		6	42	120	LFET	BC	BC	0.02		42	120	PAUT	BC	BC	R			tr<=0.160		30	78	60	156	432	9360	14-UD-A-56-30-78-1	1	PP
8/12/2017	14	14-UD-A-56-18-115	UD	A	56		7	18	115	LFET	BC	BC	0.131		18	115	PAUT	BC	BC	R			tr<=0.160		30	78	60	156	432	9360	14-UD-A-56-30-78-1	1	PP
8/12/2017	14	14-UD-A-56-22-111	UD	A	56		8	22	111	LFET	BC	BC	0.109		22	111	PAUT	BC	BC	R			tr<=0.160		30	78	60	156	432	9360	14-UD-A-56-30-78-1	1	PP
8/12/2017	14	14-UD-A-56-4-108	UD	A	56		9	4	108	LFET	BC	BC	0.131		4	108	PAUT	BC	BC	R			tr<=0.160		30	78	60	156	432	9360	14-UD-A-56-30-78-1	1	PP
8/12/2017	14	14-UD-A-56-26-107	UD	A	56		10	26	107	LFET	BC	BC	0.186		26	107	PAUT	BC	BC	R			tr<=0.160		30	78	60	156	432	9360	14-UD-A-56-30-78-1	1	PP
8/12/2017	14	14-UD-A-56-26-100	UD	A	56		11	26	100	LFET	BC	BC	0.144		26	100	PAUT	BC	BC	R			tr<=0.160		30	78	60	156	432	9360	14-UD-A-56-30-78-1	1	PP
8/12/2017	14	14-UD-A-56-26-97	UD	A	56		12	26	97	LFET	BC	BC	0.194		26	97	PAUT	BC	BC	R			tr<=0.160		30	78	60	156	432	9360	14-UD-A-56-30-78-1	1	PP
8/12/2017	14	14-UD-A-56-25-92	UD	A	56		13	25	92	LFET	BC	BC	0.19		25	92	PAUT	BC	BC	R			tr<=0.160		30	78	60	156	432	9360	14-UD-A-56-30-78-1	1	PP
8/12/2017	14	14-UD-A-56-4-87	UD	A	56		14	4	87	LFET	BC	BC	0.193		4	87	PAUT	BC	BC	R			tr<=0.160		30	78	60	156	432	9360	14-UD-A-56-30-78-1	1	PP
8/12/2017	14	14-UD-A-56-10-68	UD	A	56		15	10	68	LFET	BC	BC	0.173		10	68	PAUT	BC	BC	R			tr<=0.160		30	78	60	156	432	9360	14-UD-A-56-30-78-1	1	PP
8/12/2017	14	14-UD-A-56-18-65	UD	A	56		16	18	65	LFET	BC	BC	0.146		18	65	PAUT	BC	BC	R			tr<=0.160		30	78	60	156	432	9360	14-UD-A-56-30-78-1	1	PP
8/12/2017	14	14-UD-A-56-21-69	UD	A	56		17	21	69	LFET	BC	BC	0.174		21	69	PAUT	BC	BC	R			tr<=0.160		30	78	60	156	432	9360	14-UD-A-56-30-78-1	1	PP
8/12/2017	14	14-UD-A-56-23-65	UD	A	56		18	23	65	LFET	BC	BC	0.164		23	65	PAUT	BC	BC	R			tr<=0.160		30	78	60	156	432	9360	14-UD-A-56-30-78-1	1	PP
8/12/2017	14	14-UD-A-56-25-65	UD	A	56		19	25	65	LFET	BC	BC	0.184		25	65	PAUT	BC	BC	R			tr<=0.160		30	78	60	156	432	9360	14-UD-A-56-30-78-1	1	PP
8/12/2017	14	14-UD-A-56-44-65	UD	A	56		20	44	65	LFET	BC	BC	0.198		44	65	PAUT	BC	BC	R			tr<=0.160		30	78	60	156	432	9360	14-UD-A-56-30-78-1	1	PP
8/12/2017	14	14-UD-A-56-43-62	UD	A	56		21	43	62	LFET	BC	BC	0.194		43	62	PAUT	BC	BC	R			tr<=0.160		30	78	60	156	432	9360	14-UD-A-56-30-78-1	1	PP
8/12/2017	14	14-UD-A-56-47-58	UD	A	56		22	47	58	LFET	BC	BC	0.197		47	58	PAUT	BC	BC	R			tr<=0.160		30	78	60	156	432	9360	14-UD-A-56-30-78-1	1	PP
8/12/2017	14	14-UD-A-56-41-53	UD	A	56		23	41	53	LFET	BC	BC	0.193		41	53	PAUT	BC	BC	R			tr<=0.160		30	78	60	156	432	9360	14-UD-A-56-30-78-1	1	PP
8/12/2017	14	14-UD-A-56-31-45	UD	A	56		24	31	45	VT	TC	TS	0.094		31	45	VT	TS	TS	R					30	78	60	156	432	9360	14-UD-A-56-30-78-1	1	PP
8/12/2017	14	14-UD-A-56-5-42	UD	A	56		25	5	42	LFET	BC	BC	0.124		5	42	PAUT	BC	BC	R			tr<=0.160		30	78	60	156	432	9360	14-UD-A-56-30-78-1	1	PP
8/12/2017	14	14-UD-A-56-7-42	UD	A	56		26	7	42	LFET	BC	BC	0.148		7	42	PAUT	BC	BC	R			tr<=0.160		30	78	60	156	432	9360	14-UD-A-56-30-78-1	1	PP
8/12/2017	14	14-UD-A-56-10-42	UD	A	56		27	10	42	LFET	BC	BC	0.13		10	42	PAUT	BC	BC	R			tr<=0.160		30	78	60	156	432	9360	14-UD-A-56-30-78-1	1	PP
8/12/2017	14	14-UD-A-56-14-42	UD	A	56		28	14	42	LFET	BC	BC	0.16		14	42	PAUT	BC	BC	R			tr<=0.160		30	78	60	156	432	9360	14-UD-A-56-30-78-1	1	PP
8/12/2017	14	14-UD-A-56-34-42	UD	A	56		29	34	42	LFET	BC	BC	0.184		34	42	PAUT	BC	BC	R			tr<=0.160		30	78	60	156	432	9360	14-UD-A-56-30-78-1	1	PP
8/12/2017	14	14-UD-A-56-35-42	UD	A	56		30	35	42	LFET	BC	BC	0.174		35	42	PAUT	BC	BC	R			tr<=0.160		30	78	60	156	432	9360	14-UD-A-56-30-78-1	1	PP
8/12/2017	14	14-UD-A-56-36-42	UD	A	56		31	36	42	LFET	BC	BC	0.176		36	42	PAUT	BC	BC	R			tr<=0.160		30	78	60	156	432	9360	14-UD-A-56-30-78-1	1	PP
8/12/2017	14	14-UD-A-56-37-39	UD	A	56		32	37	39	LFET	BC	BC	0.134		37	39	PAUT	BC	BC	R			tr<=0.160		30	78	60	156	432	9360	14-UD-A-56-30-78-1	1	PP
8/12/2017	14	14-UD-A-56-39-39	UD	A	56		33	39	39	LFET	BC	BC	0.15		39	39	PAUT	BC	BC	R			tr<=0.160		30	78	60	156	432	9360	14-UD-A-56-30-78-1	1	PP
8/12/2017	14	14-UD-A-56-24-38	UD	A	56		34	24	38	LFET	BC	BC	0.194		24	38	PAUT	BC	BC	R			tr<=0.160		30	78	60	156	432	9360	14-UD-A-56-30-78-1	1	PP
8/12/2017	14	14-UD-A-56-26-38	UD	A	56		35	26	38	LFET	BC	BC	0.19		26	38	PAUT	BC	BC	R			tr<=0.160		30	78	60	156	432	9360	14-UD-A-56-30-78-1	1	PP
8/12/2017	14	14-UD-A-56-26-37	UD	A	56		36	26	37	LFET	BC	BC	0.19		26	37	PAUT	BC	BC	R			tr<=0.160		30	78	60	156	432	9360	14-UD-A-56-30-78-1	1	PP
8/12/2017	14	14-UD-A-56-4-28	UD	A	56		37	4	28	LFET	BC	BC	0.163		4	28	PAUT	BC	BC	R			tr<=0.160		30	78	60	156	432	9360	14-UD-A-56-30-78-1	1	PP
8/12/2017	14	14-UD-A-56-26-28	UD	A	56		38	26	28	LFET	BC	BC	0.144		26	28	PAUT	BC	BC	R			tr<=0.160		30	78	60	156	432	9360	14-UD-A-56-30-78-1	1	PP
8/12/2017	14	14-UD-A-56-14-25	UD	A	56		39	14	25	LFET	BC	BC	0.184		14	25	PAUT	BC	BC	R			tr<=0.160		30	78	60	156	432	9360	14-UD-A-56-30-78-1	1	PP
8/12/2017	14	14-UD-A-56-26-10	UD	A	56		40	26	10	LFET	BC	BC	0.124		26	10	PAUT	BC	BC	R			tr<=0.160		30	78	60	156	432	9360	14-UD-A-56-30-78-1	1	PP
8/12/2017	14	14-UD-A-56-8-3	UD	A	56		41	8	3	LFET	BC	BC	0.1		8	3	PAUT	BC	BC	R			tr<=0.160		30	78	60	156	432	9360	14-UD-A-56-30-78-1	1	PP
8/12/2017	14	14-UD-A-56-12-3	UD	A	56		42	12	3	LFET	BC	BC	0.144		12	3	PAUT	BC	BC	R			tr<=0.160		30	78	60	156	432	9360	14-UD-A-56-30-78-1	1	PP
8/12/2017	14	14-UD-A-56-18-4	UD	A	56		43	18	4	LFET	BC	BC	0.125		18	4	PAUT	BC	BC	R			tr<=0.160		30	78	60	156	432	9360	14-UD-A-56-30-78-1	1	PP
8/12/2017	14	14-UD-A-57-0-159	UD	A	57		1	0	159	VT	P	P			0	159	VT	P	RI	R			30"H X 72"V PP in upper LH corner of		13	120	30	72	204	2160	14-UD-A-57-13-120-1	1	PP

			Shell Location			Master Features Legend	TesTex NDE							EEI NDE								Notes	Photo Links	Recommended Repairs								Repair Type Legend
Date	Tank No.	Overall ID	General Location			Master Feature	TesTex Indication ID on Plate	TexTex Reported Indication Location		TesTex NDE		SIMPLIFIED INDICATION TYPE	Minimum Wall Thickness (in)	Depth of Topside Indication(in)	Center of indication: X (in)	Center of indication: Y (in)	Method	Indication Type	SIMPLIFIED INDICATION TYPE	EEI Recommendation (Repair or No Repair)	Minimum Thickness (in)	Depth (in)			Center of Repair: X (in)	Center of Repair: Y (in)	Width or Dia (in)	Height (in)	Length of Weld (in)	Area of PP (sq in)	EEI repair No.	Repair No. on Plate	Repair Type (Patch, Weld, Other)
			Location in Tank	Shell Course	Plate Number			X Coordinate (in)	Y Coordinate (in)	Method	Indication Type																					
8/12/2017	14	14-UD-A-57-44-159	UD	A	57		2	44	159	VT	P	P			44	159	VT	P	RI	NR												
8/12/2017	14	14-UD-A-57-0-130	UD	A	57		3	0	130	BFET	WI	WI			0	130	PAUT	WI	WI	R				13	120	30	72	204	2160	14-UD-A-57-13-120-1	1	PP
8/12/2017	14	14-UD-A-57-8-117	UD	A	57		4	8	117	VT	Dent	D			8	117	VT	DENT	D	R				13	120	30	72	204	2160	14-UD-A-57-13-120-1	1	PP
8/12/2017	14	14-UD-A-57-46-117	UD	A	57		5	46	117	VT	Dent	D			46	117	VT	DENT	D	R			12"X 12" PP	46	117	12	12	48	144	14-UD-A-57-46-117-2	2	PP
8/12/2017	14	14-UD-A-57-12-97	UD	A	57		6	12	97	LFET	BC	BC	0.177		12	97	PAUT	BC	BC	R			tr<=0.160	13	120	30	72	204	2160	14-UD-A-57-13-120-1	1	PP
8/12/2017	14	14-UD-A-57-24-39	UD	A	57		7	24	39	LFET	BC	BC	0.176		24	39	PAUT	BC	BC	R			tr<=0.160, 54"V X full width PP, verti	30	27	60	54	228	3240	14-UD-A-57-30-27-3	3	PP
8/12/2017	14	14-UD-A-57-50-35	UD	A	57		8	50	35	LFET	BC	BC	0.19		50	35	PAUT	BC	BC	R			tr<=0.160	30	27	60	54	228	3240	14-UD-A-57-30-27-3	3	PP
8/12/2017	14	14-UD-A-57-0-3	UD	A	57		9	0	3	BFET	WI	WI			0	3	VT	WI	WI	R				30	27	60	54	228	3240	14-UD-A-57-30-27-3	3	PP
8/12/2017	14	14-UD-A-57-8-1	UD	A	57		10	8	1	LFET	BC	BC	0.14		8	1	PAUT	BC	BC	R			tr<=0.160	30	27	60	54	228	3240	14-UD-A-57-30-27-3	3	PP
8/12/2017	14	14-UD-A-58-35-121	UD	A	58		1	35	121	VT	P	P			35	121	VT	RI	RI	R			6" VWR	35	121	0	6	6		14-UD-A-58-35-121-1	1	WR
8/12/2017	14	14-UD-A-58-34-94	UD	A	58		2	34	94	VT	Dent	D			34	94	VT	DENT	D	R			12"X 12" PP	34	94	12	12	48	144	14-UD-A-58-34-94-2	2	TSPP
8/12/2017	14	14-UD-A-58-8-39	UD	A	58		3	8	39	LFET	BC	BC	0.177		8	39	PAUT	BC	BC	R			tr<=0.160, 54"V X full width PP, verti	30	27	36	54	180	1944	14-UD-A-58-30-27-3	3	PP
8/12/2017	14	14-UD-A-58-9-35	UD	A	58		4	9	35	LFET	BC	BC	0.178		9	35	PAUT	BC	BC	R			tr<=0.160	30	27	36	54	180	1944	14-UD-A-58-30-27-3	3	PP
8/12/2017	14	14-UD-A-58-8-28	UD	A	58		5	8	28	VT	P	P			8	28	VT	P	RI	R				30	27	36	54	180	1944	14-UD-A-58-30-27-3	3	PP
8/12/2017	14	14-UD-A-58-12-19	UD	A	58		6	12	19	LFET	BC	BC	0.19		12	19	PAUT	BC	BC	R			tr<=0.160	30	27	36	54	180	1944	14-UD-A-58-30-27-3	3	PP
8/12/2017	14	14-UD-A-58-12-15	UD	A	58		7	12	15	LFET	BC	BC	0.166		12	15	PAUT	BC	BC	R			tr<=0.160	30	27	36	54	180	1944	14-UD-A-58-30-27-3	3	PP
8/12/2017	14	14-UD-A-58-7-14	UD	A	58		8	7	14	LFET	BC	BC	0.185		7	14	PAUT	BC	BC	R			tr<=0.160	30	27	36	54	180	1944	14-UD-A-58-30-27-3	3	PP
8/12/2017	14	14-UD-A-58-7-2	UD	A	58		9	7	2	LFET	BC	BC	0.05		7	2	PAUT	BC	BC	R			tr<=0.160	30	27	36	54	180	1944	14-UD-A-58-30-27-3	3	PP
8/12/2017	14	14-UD-A-58-11-2	UD	A	58		10	11	2	LFET	BC	BC	0.087		11	2	PAUT	BC	BC	R			tr<=0.160	30	27	36	54	180	1944	14-UD-A-58-30-27-3	3	PP
8/12/2017	14	14-UD-A-58-20-2	UD	A	58		11	20	2	LFET	BC	BC	0.11		20	2	PAUT	BC	BC	R			tr<=0.160	30	27	36	54	180	1944	14-UD-A-58-30-27-3	3	PP
8/12/2017	14	14-UD-A-58-0-4	UD	A	58		12	0	4	BFET	WI	WI			0	4	PAUT	WI	WI	R				30	27	36	54	180	1944	14-UD-A-58-30-27-3	3	PP
8/11/2017	14	14-UD-A-59-56-156	UD	A	59		1	60	156	BFET	WI	WI			56	156	VT	LOF	LOF	R			CP Int WR	56	156	2	0	2		14-UD-A-59-56-156-1	1	WR
8/11/2017	14	14-UD-A-59-15-121	UD	A	59		2	15	121	LFET	BC	BC	0.06		15	121	PAUT	BC	BC	R			tr<=0.160, 20"X 20" PP	13	120	20	20	80	400	14-UD-A-59-13-120-2	2	PP
8/11/2017	14	14-UD-A-59-14-119	UD	A	59		3	14	119	LFET	BC	BC	0.16		14	119	PAUT	BC	BC	R			tr<=0.160	13	120	20	20	80	400	14-UD-A-59-13-120-2	2	PP
8/11/2017	14	14-UD-A-59-0-91	UD	A	59		4	0	91	VT	Dent	D			0	91	VT	DENT	D	R			10"X 10" TSPP	0	91	10	10	40	100	14-UD-A-59-0-91-3	3	TSPP
8/11/2017	14	14-UD-A-59-22-70	UD	A	59		5	22	70	VT	Dent	D			22	70	VT	DENT	D	NR												
8/11/2017	14	14-UD-A-59-6-63	UD	A	59		6	6	63	VT	Dent	D			6	63	VT	DENT	D	R			8"X 8" TSPP	6	63	8	8	32	64	14-UD-A-59-6-63-4	4	PP
8/11/2017	14	14-UD-A-59-50-68	UD	A	59	N	7	50	68	VT	P	P			50	68	VT	P	RI	NR												
8/11/2017	14	14-UD-A-59-4-39	UD	A	59		8	4	39	LFET	BC	BC	0.05		4	39	PAUT	BC	BC	R			tr<=0.160, 54"V X full width PP, verti	30	27	60	54	228	3240	14-UD-A-59-30-27-5	5	PP
8/11/2017	14	14-UD-A-59-8-39	UD	A	59		9	8	39	VT	Dent	D			8	39	VT	DENT	D	R				30	27	60	54	228	3240	14-UD-A-59-30-27-5	5	PP
8/11/2017	14	14-UD-A-59-11-39	UD	A	59		10	11	39	VT	Dent	D			11	39	VT	DENT	D	R				30	27	60	54	228	3240	14-UD-A-59-30-27-5	5	PP
8/11/2017	14	14-UD-A-59-28-38	UD	A	59		11	28	38	LFET	BC	BC	0.06		28	38	PAUT	BC	BC	R			tr<=0.160	30	27	60	54	228	3240	14-UD-A-59-30-27-5	5	PP
8/11/2017	14	14-UD-A-59-36-37	UD	A	59		12	36	37	LFET	BC	BC	0.17		36	37	PAUT	BC	BC	R			tr<=0.160	30	27	60	54	228	3240	14-UD-A-59-30-27-5	5	PP
8/11/2017	14	14-UD-A-59-3-33	UD	A	59		13	3	33	LFET	BC	BC	0.13		3	33	PAUT	BC	BC	R			tr<=0.160	30	27	60	54	228	3240	14-UD-A-59-30-27-5	5	PP
8/11/2017	14	14-UD-A-59-28-33	UD	A	59		14	28	33	LFET	BC	BC	0.166		28	33	PAUT	BC	BC	R			tr<=0.160	30	27	60	54	228	3240	14-UD-A-59-30-27-5	5	PP
8/11/2017	14	14-UD-A-59-60-23	UD	A	59		15	60	23	BFET	WI	WI			60	23	PAUT	WI	WI	R				30	27	60	54	228	3240	14-UD-A-59-30-27-5	5	PP
8/11/2017	14	14-UD-A-59-0-5	UD	A	59		16	0	5	VT	P	P			0	5	VT	P	RI	R				30	27	60	54	228	3240	14-UD-A-59-30-27-5	5	PP
8/11/2017	14	14-UD-A-59-0-2	UD	A	59		17	0	2	BFET	WI	WI			0	2	PAUT	WI	WI	R				30	27	60	54	228	3240	14-UD-A-59-30-27-5	5	PP
8/12/2017	14	14-UD-A-59-24-154	UD	A	59										24	154	VT	DENT	D	R			6"X 6" TSPP	24	154	6	6	24	36	14-UD-A-59-24-154-6	6	TSPP
8/11/2017	14	14-UD-A-60-43-156	UD	A	60		1	43	156	VT	P	P			43	156	VT	P	RI	NR												
8/11/2017	14	14-UD-A-60-56-156	UD	A	60		2	56	156	VT	P	P			56	156	VT	P,RI	RI	R			2"H X 2"V RI WR	56	156	2	2	4		14-UD-A-60-56-156-1	1	WR
8/11/2017	14	14-UD-A-60-0-139	UD	A	60		3	0	139	VT	P	P			0	139	VT	P,RI	RI	R			RI WR	0	139	2	0	2		14-UD-A-60-0-139-2	2	WR
8/11/2017	14	14-UD-A-60-0-5	UD	A	60		4	0	5	BFET	WI	WI			0	5	PAUT	WI	WI	R			24"V X full width PP, vertical dimens	30	12	60	24	168	1440	14-UD-A-60-30-12-3	3	PP
8/11/2017	14	14-UD-A-60-9-4	UD	A	60		5	9	4	LFET	BC	BC	0.16		9	4	PAUT	BC	BC	R			tr<=0.160	30	12	60	24	168	1440	14-UD-A-60-30-12-3	3	PP
8/11/2017	14	14-UD-A-60-11-6	UD	A	60		6	11	6	LFET	BC	BC	0.134		11	6	PAUT	BC	BC	R			tr<=0.160	30	12	60	24	168	1440	14-UD-A-60-30-12-3	3	PP
8/11/2017	14	14-UD-A-60-13-2	UD	A	60		7	13	2	LFET	BC	BC	0.16		13	2	PAUT	BC	BC	R			tr<=0.160	30	12	60	24	168	1440	14-UD-A-60-30-12-3	3	PP
8/11/2017	14	14-UD-A-60-60-7	UD	A	60		8	60	7	VT	P	P			60	7	VT	P	RI	R			Re-weld plate intersection	0	5	4	10	14		14-UD-A-60-0-5-4	4	WR
8/11/2017	14	14-UD-A-60-60-3	UD	A	60		9	60	3	VT	P	P			60	3	VT	P	RI	R				0	5	4	10	14		14-UD-A-60-0-5-4	4	WR
8/11/2017	14	14-UD-A-60-2-29	UD	A	60										2	29	VT	DENT	D	R			6"X 6" TSPP	2	134	6	6	24	36	14-UD-A-60-2-134-6	6	tspp
8/11/2017	14	14-UD-A-60-29-152	UD	A	60										29	152	VT	GOUGE	G	R			SG WR	29	152	1	0	1		14-UD-A-60-29-152-5	5	WR
8/11/2017	14	14-UD-A-61-6-157	UD	A	61		1	6	157	BFET	WI	WI			6	157	PAUT	WI	WI	NR												
8/11/2017	14	14-UD-A-61-14-157	UD	A	61		2	14	157	BFET	WI	WI			14	157	PAUT	WI	WI	R			4" HWR	14	156	4	0	4		14-UD-A-61-14-156-1	1	WR
8/11/2017	14	14-UD-A-61-32-157	UD	A	61		3	32	157	VT	P	P			32	157	VT	P	RI	R			4" HWR	32	156	4	0	4		14-UD-A-61-32-156-2	2	WR
8/11/2017	14	14-UD-A-61-13-146	UD	A	61		4	13	146	VT	Dent	D			13	146	VT	DENT	D	NR												
8/11/2017	14	14-UD-A-61-7-144	UD	A	61		5	7	144	LFET	BC	BC	0.197		7	144	PAUT	BC	BC	NR			tr > .160									

			Shell Location			Master Features Legend	TesTex NDE							EEI NDE								Notes	Photo Links	Recommended Repairs								Repair Type Legend
Date	Tank No.	Overall ID	General Location			Master Feature	TesTex Indication ID on Plate	TexTex Reported Indication Location		TesTex NDE		SIMPLIFIED INDICATION TYPE	Minimum Wall Thickness (in)	Depth of Topside Indication(in)	Center of indication: X (in)	Center of indication: Y (in)	Method	Indication Type	SIMPLIFIED INDICATION TYPE	EEI Recommendation (Repair or No Repair)	Minimum Thickness (in)	Depth (in)			Center of Repair: X (in)	Center of Repair: Y (in)	Width or Dia (in)	Height (in)	Length of Weld (in)	Area of PP (sq in)	EEI repair No.	Repair No. on Plate	Repair Type (Patch, Weld, Other)
			Location in Tank	Shell Course	Plate Number			X Coordinate (in)	Y Coordinate (in)	Method	Indication Type																					
8/11/2017	14	14-UD-A-61-35-137	UD	A	61		6	35	137	VT	P	P			35	137	VT	RI	RI	R			5" VWR		35	137	0	5	5		14-UD-A-61-35-137-3	3	WR
8/11/2017	14	14-UD-A-61-35-127	UD	A	61		7	35	127	BFET	WI	WI			35	127	PAUT	WI	WI	NR													
8/11/2017	14	14-UD-A-61-5-111	UD	A	61		8	5	111	LFET	BC	BC	0.199		5	111	PAUT	BC	BC	NR			tr > .160										
8/11/2017	14	14-UD-A-61-0-98	UD	A	61		9	0	98	VT	P	P			0	98	VT	P	RI	NR													
8/11/2017	14	14-UD-A-61-0-92	UD	A	61		10	0	92	VT	P	P			0	92	VT	P	RI	R			4" HWR		0	92	4	0	4		14-UD-A-61-0-92-4	4	WR
8/11/2017	14	14-UD-A-61-35-50	UD	A	61		11	35	50	BFET	WI	WI			35	50	PAUT	WI	WI	NR													
8/11/2017	14	14-UD-A-61-0-20	UD	A	61		12	0	20	VT	P	P			0	20	VT	P	RI	NR													
8/11/2017	14	14-UD-A-61-0-7	UD	A	61		13	0	7	BFET	WI	WI			0	7	PAUT	WI	WI	R			Re-weld plate intersection		0	5	4	10	14		14-UD-A-61-0-5-5	5	WR
8/11/2017	14	14-UD-A-61-0-3	UD	A	61		14	0	3	VT	P	P			0	3	VT	P	RI	R					0	5	4	10	14		14-UD-A-61-0-5-5	5	WR
8/11/2017	14	14-UD-A-62-1-156	UD	A	62		1	1	156	VT	P	P			1	156	VT	P	RI	R			4" HWR		1	156	4	0	4		14-UD-A-62-1-156-1	1	WR
8/11/2017	14	14-UD-A-62-39-156	UD	A	62		2	39	156	VT	P	P			39	156	VT	P	RI	R			26" HWR		43	156	26	0	26		14-UD-A-62-43-156-2	2	WR
8/11/2017	14	14-UD-A-62-60-121	UD	A	62		3	60	121	BFET	WI	WI			60	121	VT	WI	WI	R			12" VWR		60	121	0	12	12		14-UD-A-62-60-121-3	3	WR
8/11/2017	14	14-UD-A-62-4-116	UD	A	62		4	4	116	LFET	BC	BC	0.181		4	116	PAUT	BC	BC	NR			tr > .160										
8/11/2017	14	14-UD-A-62-60-83	UD	A	62		5	60	83	BFET	WI	WI			60	83	VT	WI	WI	NR													
8/11/2017	14	14-UD-A-62-0-53	UD	A	62		6	0	53	VT	P	P			0	53	VT	P	RI	NR													
8/11/2017	14	14-UD-A-62-60-49	UD	A	62		7	60	49	VT	P	P			60	49	VT	P	RI	NR													
8/11/2017	14	14-UD-A-62-0-5	UD	A	62		8	0	5	BFET	WI	WI			0	5	PAUT	WI	WI	R			12" VWR		0	6	0	12	12		14-UD-A-62-0-6-4	4	WR
8/12/2017	14	14-UD-A-62-14-118	UD	A	62										14	118	VT	GOUGE	G	R			SG WR		14	118	4	0	4		14-UD-A-62-14-118-5	5	WR
8/10/2017	14	14-UD-A-63-1-156	UD	A	63		1	1	156	VT	P	P			1	156	VT	P	RI	R			26" HWR		13	156	26	0	26		14-UD-A-63-13-156-1	1	WR
8/10/2017	14	14-UD-A-63-19-156	UD	A	63		2	19	156	VT	P	P			19	156	VT	P	RI	R					13	156	26	0	26		14-UD-A-63-13-156-1	1	WR
8/10/2017	14	14-UD-A-63-24-156	UD	A	63		3	24	156	VT	P	P			24	156	VT	P	RI	R					13	156	26	0	26		14-UD-A-63-13-156-1	1	WR
8/10/2017	14	14-UD-A-63-52-147	UD	A	63		4	52	147	VT	Dent	D			52	147	VT	DENT	D	NR													
8/10/2017	14	14-UD-A-63-57-144	UD	A	63		5	57	144	BFET	WI	WI			57	144	PAUT	WI	WI	R			4" VWR		57	144	0	4	4		14-UD-A-63-57-144-2	2	WR
8/10/2017	14	14-UD-A-63-57-124	UD	A	63		6	57	124	BFET	WI	WI			57	124	PAUT	WI	WI	R			15" VWR		57	143	0	15	15		14-UD-A-63-57-143-3	3	WR
8/10/2017	14	14-UD-A-63-9-119	UD	A	63		7	9	119	VT	TC	TS		0.094	9	119	VT	TS	TS	R			12" X 12" TSPP		8	118	12	12	48	144	14-UD-A-63-8-118-4	4	PP
8/10/2017	14	14-UD-A-63-6-118	UD	A	63		8	6	118	LFET	BC	BC	0.19		6	118	PAUT	BC	BC	R			tr<=0.160		8	118	12	12	48	144	14-UD-A-63-8-118-4	4	PP
8/10/2017	14	14-UD-A-63-52-113	UD	A	63		9	52	113	VT	Dent	D			52	113	VT	DENT	D	R			8" X 8" TSPP		52	113	8	8	32	64	14-UD-A-63-52-113-5	5	PP
8/10/2017	14	14-UD-A-63-20-101	UD	A	63		10	20	101	VT	Dent	D			20	101	VT	DENT	D	R			6" X 6" PP		20	101	6	0	18.84956	28.27433	14-UD-A-63-20-101-6	6	PP
8/10/2017	14	14-UD-A-63-19-90	UD	A	63		11	19	90	VT	Dent	D			19	90	VT	DENT	D	R			6" X 6" PP		19	90	6	0	18.84956	28.27433	14-UD-A-63-19-90-7	7	PP
8/10/2017	14	14-UD-A-63-39-80	UD	A	63		12	39	80	VT	Dent	D			39	80	VT	DENT	D	R			6" X 6" PP		39	80	6	0	18.84956	28.27433	14-UD-A-63-39-80-8	8	PP
8/10/2017	14	14-UD-A-63-1-0	UD	A	63		13	1	0	BFET	WI	WI			1	0	PAUT	WI	WI	R			4" HWR X 4" VWR		1	0	4	4	8		14-UD-A-63-1-0-9	9	WR
8/10/2017	14	14-UD-A-63-60-26	UD	A	63		14	60	26	BFET	WI	WI			60	26	vt	WI	WI	R			4" VWR		60	26	0	4	4		14-UD-A-63-60-26-10	10	WR
8/10/2017	14	14-UD-A-64-10-74	UD	A	64		1	10	74	LFET	BC	BC	0.188		10	74	PAUT	BC	BC	NR			tr > .160										
8/10/2017	14	14-UD-A-64-38-7	UD	A	64		2	38	7	BFET	WI	WI			38	7	VT	WI	WI	R			4" VWR		38	7	0	4	4		14-UD-A-64-38-7-1	1	WR
8/9/2017	14	14-UD-A-65-51-64	UD	A	65	N									51	64				N/A													
8/10/2017	14		UD	A	65						NRI	NRI								N/A													
8/8/2017	14	14-UD-A-65-58-156	UD	A	65										58	156	VT	RI	RI	R			4" HWR X 4" VWR		58	156	4	4	8		14-UD-A-65-58-156-1	1	WR
8/10/2017	14	14-UD-A-66-9-156	UD	A	66		1	9	156	VT	P	P			9	156	VT	P	RI	R			4" HWR		9	156	4	0	4		14-UD-A-66-9-156-1	1	WR
8/10/2017	14	14-UD-A-66-40-147	UD	A	66	PP	2	40	147	VT	P	P			40	147	VT	P	RI	R			8" CWR (3:00-8:00) on 4" Dia. PP		38	148	8	0	8		14-UD-A-66-38-148-2	2	WR
8/10/2017	14	14-UD-A-66-34-125	UD	A	66		3	34	125	VT	TC	TS		0.094	34	125	VT	GOUGE	G	R			SG WR		34	124	4	0	4		14-UD-A-66-34-124-3	3	WR
8/10/2017	14	14-UD-A-66-8-93	UD	A	66		4	8	93	VT	Dent	D			8	93	VT	DENT	D	R			4" WR		8	93	4	0	4		14-UD-A-66-8-93-4	4	WR
8/10/2017	14	14-UD-A-66-0-4	UD	A	66		5	0	4	BFET	WI	WI			0	4	VT	WI	WI	R			8" VWR		0	4	0	8	8		14-UD-A-66-0-4-5	5	WR
8/10/2017	14	14-UD-A-66-15-0	UD	A	66										15	0	VT	TS	TS	R			9" HWR, tear on spring-line horzonta		15	0	9	0	9		14-UD-A-66-15-0-6	6	WR
8/10/2017	14	14-UD-A-66-59-7	UD	A	66										59	7	VT	RI	RI	R			4" VWR of RI + end CP 4" HWR		59	7	4	4	8		14-UD-A-66-59-7-7	7	WR
8/11/2017	14	14-UD-A-67-0-157	UD	A	67		1	0	157	BFET	WI	WI			0	157	VT	WI	WI	R			34" HWR @17,157		0	157	34	0	34		14-UD-A-67-0-157-1	1	WR
8/11/2017	14	14-UD-A-67-10-157	UD	A	67		2	10	157	BFET	WI	WI			10	157	VT	WI	WI	R					0	157	34	0	34		14-UD-A-67-0-157-1	1	WR
8/11/2017	14	14-UD-A-67-24-157	UD	A	67		3	24	157	VT	P	P			24	157	VT	P	RI	R					0	157	34	0	34		14-UD-A-67-0-157-1	1	WR
8/11/2017	14	14-UD-A-67-32-157	UD	A	67		4	32	157	VT	P	P			32	157	VT	P	RI	R					0	157	34	0	34		14-UD-A-67-0-157-1	1	WR
8/11/2017	14	14-UD-A-67-35-144	UD	A	67		5	35	144	BFET	WI	WI			35	144	VT	WI	WI	R			6" VWR		35	144	0	6	6		14-UD-A-67-35-144-2	2	WR
8/11/2017	14	14-UD-A-67-0-143	UD	A	67		6	0	143	VT	P	P			0	143	VT	P	RI	R			6" VWR on face of CP		0	143	0	6	6		14-UD-A-67-0-143-3	3	WR
8/11/2017	14	14-UD-A-67-35-22	UD	A	67		7	35	22	BFET	WI	WI			35	22	VT	WI	WI	R			6" VWR		35	22	0	6	6		14-UD-A-67-35-22-4	4	WR
8/11/2017	14	14-UD-A-67-0-4	UD	A	67		8	0	4	VT	P	P			0	4	VT	P	RI	R			9" VWR + RW End CP		0	4	0	9	9		14-UD-A-67-0-4-5	5	WR
8/11/2017	14	14-UD-A-67-9-32	UD	A	67		9	9	32	LFET	BC	BC	0.148		9	32	PAUT	BC	BC	NR	0.188		TR .188 NR										
8/17/2017	14	14-UD-A-68-7-157	UD	A	68		1	7	157	BFET	WI	WI			7	157	VT	WI	WI	R			30" HWR @30,157		30	157	30	0	30		14-UD-A-68-30-157-1	1	WR
8/17/2017	14	14-UD-A-68-10-157	UD	A	68		2	10	157	VT	P	P			10	157	VT	P	RI	R					30	157	30	0	30		14-UD-A-68-30-157-1	1	WR

			Shell Location			Master Features Legend	TesTex NDE							EEI NDE								Notes	Photo Links	Recommended Repairs								Repair Type Legend
Date	Tank No.	Overall ID	General Location			Master Feature	TesTex Indication ID on Plate	TexTex Reported Indication Location		TesTex NDE		SIMPLIFIED INDICATION TYPE	Minimum Wall Thickness (in)	Depth of Topside Indication(in)	Center of indication: X (in)	Center of indication: Y (in)	Method	Indication Type	SIMPLIFIED INDICATION TYPE	EEI Recommendation (Repair or No Repair)	Minimum Thickness (in)	Depth (in)			Center of Repair: X (in)	Center of Repair: Y (in)	Width or Dia (in)	Height (in)	Length of Weld (in)	Area of PP (sq in)	EEI repair No.	Repair No. on Plate	Repair Type (Patch, Weld, Other)
			Location in Tank	Shell Course	Plate Number			X Coordinate (in)	Y Coordinate (in)	Method	Indication Type																					
8/17/2017	14	14-UD-A-68-19-157	UD	A	68		3	19	157	BFET	WI	WI			19	157	VT	WI	WI	R					30	157	30	0	30		14-UD-A-68-30-157-1	1	WR
8/17/2017	14	14-UD-A-68-23-157	UD	A	68		4	23	157	BFET	WI	WI			23	157	VT	WI	WI	R					30	157	30	0	30		14-UD-A-68-30-157-1	1	WR
8/17/2017	14	14-UD-A-68-11-134	UD	A	68		5	11	134	VT	TC	TS			11	134	VT	TS	TS	R			TSP WR		11	134	0	2	2		14-UD-A-68-11-134-2	2	WR
8/17/2017	14	14-UD-A-68-0-128	UD	A	68		6	0	128	BFET	WI	WI			0	128	VT	WI	WI	R			10" VWR		0	128	0	10	10		14-UD-A-68-0-128-3	3	WR
8/17/2017	14	14-UD-A-68-23-100	UD	A	68		7	23	100	VT	TC	TS			23	100	VT	TS	TS	R			TSP WR		23	100	0	2	2		14-UD-A-68-23-100-4	4	WR
8/17/2017	14	14-UD-A-68-60-53	UD	A	68		8	60	53	BFET	WI	WI			60	53	VT	WI	WI	R			6" VWR		60	53	0	6	6		14-UD-A-68-60-53-5	5	WR
8/17/2017	14	14-UD-A-68-0-26	UD	A	68		9	0	26	BFET	WI	WI			0	26	VT	WI	WI	R			10" VWR		0	26	0	10	10		14-UD-A-68-0-26-6	6	WR
8/17/2017	14	14-UD-A-68-0-3	UD	A	68		10	0	3	BFET	WI	WI			0	3	VT	WI	WI	R			6" VWR		0	3	0	6	6		14-UD-A-68-0-3-7	7	WR
8/17/2017	14	14-UD-A-68-60-4	UD	A	68		11	60	4	BFET	WI	WI			60	4	VT	WI	WI	R			8" VWR + RW End CP		60	4	0	8	8		14-UD-A-68-60-4-8	8	WR
8/17/2017	14	14-UD-A-69-54-157	UD	A	69		1	54	157	VT	P	P			54	157	VT	P	RI	R			6" HWR		54	157	6	0	6		14-UD-A-69-54-157-1	1	WR
8/17/2017	14	14-UD-A-69-18-144	UD	A	69		2	18	144	VT	Dent	D			18	144	VT	DENT	D	NR			NR										
8/17/2017	14	14-UD-A-69-45-50	UD	A	69		3	45	50	VT	Dent	D			45	50	VT	DENT	D	NR			NR										
8/17/2017	14	14-UD-A-69-61-46	UD	A	69		4	61	46	VT	P	P			61	46	VT	P	RI	R			16" VWR @ 57,40		61	46	0	16	16		14-UD-A-69-61-46-2	2	WR
8/17/2017	14	14-UD-A-69-61-40	UD	A	69		5	61	40	VT	P	P			61	40	VT	P	RI	R					61	46	0	16	16		14-UD-A-69-61-46-2	2	WR
8/17/2017	14	14-UD-A-69-19-74	UD	A	69		6	19	74	VT	TC	TS		0.094	19	74	VT	TS	TS	R			TSP WR		19	74	4	0	4		14-UD-A-69-19-74-3	3	WR
8/17/2017	14	14-UD-A-69-60-54	UD	A	69		7	60	54	VT	P	P			60	54	VT	P	RI	R			6" VWR		60	54	0	6	6		14-UD-A-69-60-54-4	4	WR
8/17/2017	14	14-UD-A-69-0-35	UD	A	69		8	0	35	BFET	WI	WI			0	35	VT	WI	WI	R			4" VWR		0	35	0	4	4		14-UD-A-69-0-35-5	5	WR
8/17/2017	14	14-UD-A-69-0-10	UD	A	69		9	0	10	BFET	WI	WI			0	10	VT	WI	WI	R			16" VWR @0,8 + RW End CP		0	10	0	16	16		14-UD-A-69-0-10-6	6	WR
8/17/2017	14	14-UD-A-69-0-2	UD	A	69		10	0	0-4	BFET	WI	WI			0	2	VT	WI	WI	R					0	10	0	16	16		14-UD-A-69-0-10-6	6	WR
8/17/2017	14	14-UD-A-69-27-34	UD	A	69		11	27	34	LFET	BC	BC	0.15		27	34	PAUT	BC	BC	NR	0.174		TR .174 NR										
8/17/2017	14	14-UD-A-69-60-27	UD	A	69		12	60	27	BFET	WI	WI			60	27	VT	WI	WI	R			4" VWR		60	27	0	4	4		14-UD-A-69-60-27-7	7	WR
8/17/2017	14	14-UD-A-69-14-0	UD	A	69		13	14	0	BFET	WI	WI			14	0	VT	WI	WI	R			29" HWR		14	0	29	0	29		14-UD-A-69-14-0-8	8	WR
8/17/2017	14	14-UD-A-69-53-37	UD	A	69	Bracket									53	37				N/A			3" Dia PP MF										
8/18/2017	14	14-UD-A-70-26-157	UD	A	70		1	26	157	VT	P	P			26	157	VT	P	RI	R			4" HWR		26	157	4	0	4		14-UD-A-70-26-157-1	1	WR
8/18/2017	14	14-UD-A-70-13-118	UD	A	70		2	13	118	VT	BULGE	B			13	118	VT	BULGE	B	NR													
8/18/2017	14	14-UD-A-70-13-98	UD	A	70		3	13	98	VT	Dent	D			13	98	VT	DENT	D	NR													
8/18/2017	14	14-UD-A-70-13-94	UD	A	70		4	13	94	VT	BULGE	B			13	94	VT	BULGE	B	NR													
8/18/2017	14	14-UD-A-70-6-77	UD	A	70		5	6	77	LFET	BC	BC	0.154		6	77	PAUT	BC	BC	R	0.115		8" X 8" TSPP		4	77	8	8	16		14-UD-A-70-4-77-2	2	WR
8/18/2017	14	14-UD-A-70-26-74	UD	A	70		6	26	74	VT	P	P			26	74	VT	P	RI	R			Re-weld GN, ~16" CWR		26	72	8	8	16		14-UD-A-70-26-72-3	3	WR
8/18/2017	14	14-UD-A-70-26-69	UD	A	70		7	26	69	VT	P	P			26	69	VT	P	RI	R					26	72	8	8	16		14-UD-A-70-26-72-3	3	WR
8/18/2017	14	14-UD-A-70-13-62	UD	A	70		8	13	62	VT	Dent	D			13	62	VT	DENT	D	NR													
8/18/2017	14	14-UD-A-70-0-6	UD	A	70		9	0	6	BFET	WI	WI			0	6	VT	WI	WI	R			Re-weld end CP, ~8" HWR		0	6	8	0	8		14-UD-A-70-0-6-4	4	WR
8/18/2017	14	14-UD-A-70-36-23	UD	A	70		10	36	23	VT	P	P			36	23	VT	P	RI	R			14" VWR		36	20	0	14	14		14-UD-A-70-36-20-5	5	WR
8/18/2017	14	14-UD-A-70-36-18	UD	A	70		11	36	18	VT	P	P			36	18	VT	P	RI	R					36	20	0	14	14		14-UD-A-70-36-20-5	5	WR
8/18/2017	14	14-UD-A-71-0-157	UD	A	71		1	0	157	VT	P	P			0	157	VT	P	RI	R			4" HWR X 4" VWR		0	157	4	4	8		14-UD-A-71-0-157-1	1	WR
8/18/2017	14	14-UD-A-71-29-157	UD	A	71		2	29	157	VT	P	P			29	157	VT	P	RI	R			40" HWR		39	157	40	0	40		14-UD-A-71-39-157-2	2	WR
8/18/2017	14	14-UD-A-71-49-157	UD	A	71		3	49	157	VT	P	P			49	157	VT	P	RI	R					39	157	40	0	40		14-UD-A-71-39-157-2	2	WR
8/18/2017	14	14-UD-A-71-58-157	UD	A	71		4	58	157	VT	P	P			58	157	VT	P	RI	R					39	157	40	0	40		14-UD-A-71-39-157-2	2	WR
8/18/2017	14	14-UD-A-71-13-123	UD	A	71		5	13	123	VT	TC	TS		0.156	13	123	VT	TS	TS	R			WR, multiple small indications		13	123	2	2	4		14-UD-A-71-13-123-3	3	WR
8/18/2017	14	14-UD-A-71-46-113	UD	A	71		6	46	113	VT	Dent	D			46	113	VT	DENT	D	NR													
8/18/2017	14	14-UD-A-71-46-110	UD	A	71		7	46	110	VT	BULGE	B			46	110	VT	BULGE	B	NR													
8/18/2017	14	14-UD-A-71-0-96	UD	A	71		8	0	96	VT	P	P			0	96	VT	P	RI	R			4" VWR		0	96	0	4	4		14-UD-A-71-0-96-4	4	WR
8/18/2017	14	14-UD-A-71-12-88	UD	A	71		9	12	88	VT	TC	TS		0.094	12	88	VT	TS	TS	R			4" HWR		12	88	4	0	4		14-UD-A-71-12-88-5	5	WR
8/18/2017	14	14-UD-A-71-0-7	UD	A	71		10	0	7	BFET	WI	WI			0	7	VT	RI	WI	R			Re-weld end CP, ~8" HWR		0	7	8	0	8		14-UD-A-71-0-7-6	6	WR
8/18/2017	14	14-UD-A-71-60-8	UD	A	71		11	60	8	BFET	WI	WI			60	8	VT	RI	WI	R			Re-weld end CP, ~8" HWR		60	8	8	0	8		14-UD-A-71-60-8-7	7	WR
8/18/2017	14	14-UD-A-71-0-0	UD	A	71										0	0	VT	LOF,RI	LOF	R			Re-weld end CP, ~8" HWR		0	0	8	0	8		14-UD-A-71-0-0-9	9	WR
8/18/2017	14	14-UD-A-71-60-0	UD	A	71										60	0	VT	LOF	LOF	R			Re-weld end CP, ~8" HWR		60	0	8	0	8		14-UD-A-71-60-0-8	8	WR
8/18/2017	14	14-UD-A-72-2-156	UD	A	72		1	2	56	BFET	WI	WI			2	156	VT	RI	WI	R			57" HWR		28	157	57	0	57		14-UD-A-72-28-157-1	1	WR
8/18/2017	14	14-UD-A-72-18-156	UD	A	72		2	18	156	VT	P	P			18	156	VT	P	RI	R					28	157	57	0	57		14-UD-A-72-28-157-1	1	WR
8/18/2017	14	14-UD-A-72-25-156	UD	A	72		3	25	156	VT	P	P			25	156	VT	P	RI	R					28	157	57	0	57		14-UD-A-72-28-157-1	1	WR
8/18/2017	14	14-UD-A-72-54-151	UD	A	72		4	54	151	VT	TS	TS		0.125	54	151	VT	TS	TS	R			6" TSPP		54	151	6	6	12		14-UD-A-72-54-151-2	2	WR
8/18/2017	14	14-UD-A-72-20-78	UD	A	72		5	20	78	VT	DENT	D			20	78	VT	DENT	D	NR													
8/18/2017	14	14-UD-A-72-11-67	UD	A	72		6	11	67	VT	TS	TS		0.094	11	67	VT	TS	TS	R			4" HWR		11	67	4	0	4		14-UD-A-72-11-67-3	3	WR
8/18/2017	14	14-UD-A-72-19-48	UD	A	72		7	19	48	VT	DENT	D			19	48	VT	DENT	D	R			6" X 6" PP		19	48	6	6	12		14-UD-A-72-19-48-4	4	WR
8/18/2017	14	14-UD-A-72-28-24	UD	A	72		8	28	24	VT	DENT	D			28	24	VT	DENT	D	R			16"H X 10"V PP		20	21	16	10	52	160	14-UD-A-72-20-21-5	5	PP

			Shell Location			Master Features Legend	TesTex NDE							EEI NDE								Notes	Photo Links	Recommended Repairs								Repair Type Legend
Date	Tank No.	Overall ID	General Location			Master Feature	TesTex Indication ID on Plate	TexTex Reported Indication Location		TesTex NDE			Minimum Wall Thickness (in)	Depth of Topside Indication(in)	Center of indication: X (in)	Center of indication: Y (in)	Method	Indication Type	SIMPLIFIED INDICATION TYPE	EEI Recommendation (Repair or No Repair)	Minimum Thickness (in)	Depth (in)			Center of Repair: X (in)	Center of Repair: Y (in)	Width or Dia (in)	Height (in)	Length of Weld (in)	Area of PP (sq in)	EEI repair No.	Repair No. on Plate	Repair Type (Patch, Weld, Other)
			Location in Tank	Shell Course	Plate Number			X Coordinate (in)	Y Coordinate (in)	Method	Indication Type	SIMPLIFIED INDICATION TYPE																				
8/18/2017	14	14-UD-A-72-28-22	UD	A	72		9	28	22	VT	DENT	D			28	22	VT	DENT	D	R					20	21	16	10	52	160	14-UD-A-72-20-21-5	5	PP
8/18/2017	14	14-UD-A-72-3-6	UD	A	72		10	3	6	VT	TS	TS		0.094	3	6	VT	TS	TS	R			6" x 6" TSPP		3	6	6	6	24	36	14-UD-A-72-3-6-6	6	tspp
8/18/2017	14	14-UD-A-72-0-0	UD	A	72										0	0	VT	LOF	LOF	R			Re-weld end CP, ~8" HWR		0	0	8	0	8		14-UD-A-72-0-0-7	7	WR
8/18/2017	14	14-UD-A-72-57-0	UD	A	72										57	0	VT	LOF,RI	LOF	R			Re-weld end CP, ~8" HWR		57	0	8	0	8		14-UD-A-72-57-0-8	8	WR
	14	14-ER-MW-HW-4-0.5	ER	MW	HW		1	0-8	0.5	VT	TS				4	0.5	VT	GOUGE	G	R			3X4 pad weld		4	0.5	3	4	7		14-ER-MW-HW-4-0.5-1	1	WR
	14	14-ER-MW-IC-51-10 o'clo	ER	MW	IC		1	51	0.417	VT	WI				51	10 o'clock	VT	IF	IF	R			7" CWR		51	10 o'cloc	7	0	7		14-ER-MW-IC-51-10 o'cl	1	WR
	14	14-ER-MW-IC-32-2 o'clock	ER	MW	IC		2	32	0.083	VT	P/CL				32	2 o'clock	VT	LOF	LOF	R			16" CWR		32	2 o'clock	16	0	16		14-ER-MW-IC-32-2 o'clo	2	WR
	14	14-ER-MW-IC-12-11 o'clo	ER	MW	IC										12	11 o'clock	VT	LOF/RI	RI	R			40" CWR		12	11 o'cloc	40	0	40		14-ER-MW-IC-12-11 o'cl	4	WR
	14	14-ER-MW-IC-51-11 o'clo	ER	MW	IC										51	11 o'clock	VT	LOF/RI	RI	R			46" CWR		51	11 o'cloc	46	0	46		14-ER-MW-IC-51-11 o'cl	3	WR
	14	14-ER-MW-IC-33-2 o'clock	ER	MW	IC	PP									33	2 o'clock				N/A			existing 4" PP										
	14		ER	MW	OC						NRI	NRI								N/A													
8/11/2017	14	14-ER-E4-1-137-16	ER	E4	1	Bracket	1	137	16	VT	P	P			137	16	VT	LOF,P	LOF	R			"6"H X 6"V WR		137	16	6	6	12		14-ER-E4-1-137-16-1	1	WR
8/11/2017	14	14-ER-E4-1-183-24	ER	E4	1										183	24	VT	P	P	R					183	24	7	0	7		14-ER-E4-1-183-24-2	2	WR
8/17/2017	14	14-ER-E4-2-101-24	ER	E4	2		1	101	24	VT	P	P			101	24	VT	P	RI	R			6"HWR		101	24	6	0	6		14-ER-E4-2-101-24-1	1	WR
8/17/2017	14	14-ER-E4-2-166-23	ER	E4	2		2	157-171	24	VT	P	P			166	23	VT	LOF,RI	LOF	R			18" HWR		166	23	18	0	18		14-ER-E4-2-166-23-7	7	WR
8/17/2017	14	14-ER-E4-2-235-23	ER	E4	2		3	235	23	VT	DENT	D			235	23	VT	LOF	LOF	R			14" HWR		235	23	14	0	14		14-ER-E4-2-235-23-3	3	WR
8/17/2017	14	14-ER-E4-2-188-12	ER	E4	2										188	12	VT			N/A			MF: 4" Dia. PP										
8/17/2017	14	14-ER-E4-2-126-20	ER	E4	2										126	20	VT	DENT	D	R			6"H X 6"V TSPP		126	20	6	6	24	36	14-ER-E4-2-126-20-9	9	tspp
8/17/2017	14	14-ER-E4-2-139-23	ER	E4	2										139	23	VT	LOF,RI	LOF	R			34" HWR (includes under monorail be		139	23	34	0	34		14-ER-E4-2-139-23-8	8	WR
8/17/2017	14	14-ER-E4-2-159-20	ER	E4	2										159	20	VT	GOUGE	G	R			SG 4" VWR		159	20	0	4	4		14-ER-E4-2-159-20-13	13	WR
8/17/2017	14	14-ER-E4-2-165-2	ER	E4	2										165	2	VT	GOUGE	G	R			SG 4" VWR		165	2	0	4	4		14-ER-E4-2-165-2-6	6	WR
8/17/2017	14	14-ER-E4-2-187-23	ER	E4	2										187	23	VT	LOF,RI	LOF	R			36" HWR		187	23	36	0	36		14-ER-E4-2-187-23-10	10	WR
8/17/2017	14	14-ER-E4-2-194-20	ER	E4	2										194	20	VT	DENT	D	R			6"H X 6"V TSPP		194	20	6	6	24	36	14-ER-E4-2-194-20-5	5	tspp
8/17/2017	14	14-ER-E4-2-196-0	ER	E4	2										196	0	VT	LOF	LOF	R			4" HWR		196	0	4	0	4		14-ER-E4-2-196-0-4	4	WR
8/17/2017	14	14-ER-E4-2-238-21	ER	E4	2										238	21	VT	GOUGE	G	R			SG 2" HWR		238	21	2	0	2		14-ER-E4-2-238-21-2	2	WR
8/17/2017	14	14-ER-E4-2-4-23	ER	E4	2										4	23	VT	P	RI	R			2" HWR		4	23	2	0	2		14-ER-E4-2-4-23-12	12	WR
8/17/2017	14	14-ER-E4-2-49-23	ER	E4	2										49	23	VT	LOF	LOF	R			12" HWR		49	23	12	0	12		14-ER-E4-2-49-23-11	11	WR
8/17/2017	14	14-ER-E4-3-42-23	ER	E4	3		1	42	24	VT	P	P			42	23	VT	RI	RI	R			24" HWR		36	23	24	0	24		14-ER-E4-3-36-23-1	1	WR
8/17/2017	14	14-ER-E4-3-111-24	ER	E4	3		2	111	24	VT	P	P			111	24	VT	RI	RI	R			14" HWR		111	24	14	0	14		14-ER-E4-3-111-24-2	2	WR
8/17/2017	14	14-ER-E4-3-113-20	ER	E4	3		3	113	20	VT	TS	TS		0.156	113	20	VT	DENT	D	R			6"H X 6"V TSPP		113	20	6	6	24	36	14-ER-E4-3-113-20-3	3	tspp
8/17/2017	14	14-ER-E4-3-178-24	ER	E4	3		4	178	24	VT	P	P			178	24	VT	RI	RI	R			4" HWR		178	24	4	0	4		14-ER-E4-3-178-24-4	4	WR
8/17/2017	14	14-ER-E4-3-157-24	ER	E4	3		5	157	24	VT	P	P			157	24	VT	P	RI	R			4" HWR		157	24	4	0	4		14-ER-E4-3-157-24-5	5	WR
8/17/2017	14	14-ER-E4-3-171-14	ER	E4	3		6	156-186	4-24	VT	BULGE	B			171	14	VT	BULGE	B	NR													
8/17/2017	14	14-ER-E4-3-0-23	ER	E4	3										0	23	VT	P	RI	R			2"H X 2"V WR		0	23	2	2	4		14-ER-E4-3-0-23-13	13	WR
8/17/2017	14	14-ER-E4-3-10-19	ER	E4	3										10	19	VT	GOUGE	G	R			SG 2" VWR		10	19	0	2	2		14-ER-E4-3-10-19-8	8	WR
8/17/2017	14	14-ER-E4-3-168-0	ER	E4	3										168	0	VT	LOF	LOF	R			4" HWR		168	0	4	0	4		14-ER-E4-3-168-0-6	6	WR
8/17/2017	14	14-ER-E4-3-46-20	ER	E4	3										46	20	VT	DENT	D	R			6"H X 6"V TSPP		46	20	6	6	24	36	14-ER-E4-3-46-20-9	9	tspp
8/17/2017	14	14-ER-E4-3-64-11	ER	E4	3										64	11	VT	GOUGE	G	R			SG 3" VWR		64	11	0	3	3		14-ER-E4-3-64-11-10	10	WR
8/17/2017	14	14-ER-E4-3-71-23	ER	E4	3										71	23	VT	LOF,RI	LOF	R			29" HWR		71	23	29	0	29		14-ER-E4-3-71-23-12	12	WR
8/17/2017	14	14-ER-E4-3-81-20	ER	E4	3										81	20	VT	DENT	D	R			6"H X 6"V TSPP		81	20	6	6	24	36	14-ER-E4-3-81-20-11	11	tspp
8/17/2017	14	14-ER-E4-3-98-0	ER	E4	3										98	0	VT	LOF	LOF	R			4" HWR		98	0	4	0	4		14-ER-E4-3-98-0-7	7	WR
8/16/2017	14	14-ER-E4-4-55-24	ER	E4	4		1	55	24	VT	P	P			55	24	VT	P	RI	R			26" HWR		61	24	26	0	26		14-ER-E4-4-61-24-1	1	WR
8/16/2017	14	14-ER-E4-4-101-24	ER	E4	4		2	87-115	24	VT	P	P			101	24	VT	P	RI	R			20" HWR		97	24	20	0	20		14-ER-E4-4-97-24-2	2	WR
8/16/2017	14	14-ER-E4-4-104-12	ER	E4	4		3	95-114	0-24	VT	BULGE	B			104	12	VT	BULGE	B	NR													
8/16/2017	14	14-ER-E4-4-66-24	ER	E4	4		4	66	24	VT	P	P			66	24	VT	P	RI	R					61	24	26	0	26		14-ER-E4-4-61-24-1	1	WR
8/16/2017	14	14-ER-E4-4-72-17	ER	E4	4		5	72	11-24	VT	BULGE	B			72	17	VT	BULGE	B	NR													
8/16/2017	14	14-ER-E4-4-171-12	ER	E4	4		6	162-180	0-24	VT	BULGE	B			171	12	VT	BULGE	B	R			130"H X 24"V full-height PP on RH En		175	12	130	24	308	3120	14-ER-E4-4-175-12-3	3	PP
8/16/2017	14	14-ER-E4-4-168-7	ER	E4	4		7	168	7	LFET	BC	BC	0.186		168	7	PAUT	BC	BC	R			tr<=0.160		175	12	130	24	308	3120	14-ER-E4-4-175-12-3	3	PP
8/16/2017	14	14-ER-E4-4-121-19	ER	E4	4		8	121	19	VT	TS	TS		0.156	121	19	VT	TS	TS	R					175	12	130	24	308	3120	14-ER-E4-4-175-12-3	3	PP
8/16/2017	14	14-ER-E4-4-121-24	ER	E4	4		9	121	24	VT	P	P			121	24	VT	P	RI	R					175	12	130	24	308	3120	14-ER-E4-4-175-12-3	3	PP
8/16/2017	14	14-ER-E4-4-142-24	ER	E4	4		10	142	24	VT	P	P			142	24	VT	P	RI	R					175	12	130	24	308	3120	14-ER-E4-4-175-12-3	3	PP
8/16/2017	14	14-ER-E4-4-236-5	ER	E4	4		11	236	5	LFET	BC	BC	0.107		236	5	PAUT	BC	BC	R			tr<=0.160		175	12	130	24	308	3120	14-ER-E4-4-175-12-3	3	PP
8/16/2017	14	14-ER-E4-4-86-19	ER	E4	4										86	19	VT	DENT	D	R			8"X 8" TSPP		86	19	8	8	32	64	14-ER-E4-4-86-19-5	5	PP
8/17/2017	14	14-ER-E4-5-7-24	ER	E4	5		1	7	24	VT	P	P			7	24	VT	P	RI	R			9" HWR		7	24	9	0	9		14-ER-E4-5-7-24-1	1	WR
8/17/2017	14	14-ER-E4-5-120-16	ER	E4	5		2	110-130	8-24	VT	BULGE	B			120	16	VT	BULGE	B	NR													

BWS031653

RDHLCC0028122

			Shell Location			Master Features Legend	TesTex NDE							EEI NDE								Notes	Photo Links	Recommended Repairs								Repair Type Legend
Date	Tank No.	Overall ID	General Location			Master Feature	TesTex Indication ID on Plate	TexTex Reported Indication Location		TesTex NDE		SIMPLIFIED INDICATION TYPE	Minimum Wall Thickness (in)	Depth of Topside Indication(in)	Center of Indication: X (in)	Center of Indication: Y (in)	Method	Indication Type	SIMPLIFIED INDICATION TYPE	EEI Recommendation (Repair or No Repair)	Minimum Thickness (in)	Depth (in)			Center of Repair: X (in)	Center of Repair: Y (in)	Width or Dia (in)	Height (in)	Length of Weld (in)	Area of PP (sq in)	EEI repair No.	Repair No. on Plate	Repair Type (Patch, Weld, Other)
			Location in Tank	Shell Course	Plate Number			X Coordinate (in)	Y Coordinate (in)	Method	Indication Type																					
8/17/2017	14	14-ER-E4-5-72-16	ER	E4	5		3	66-78	8-24	VT	DENT	D			72	16	VT	DENT	D	NR													
8/17/2017	14	14-ER-E4-5-100.5-24	ER	E4	5		4	93-108	24	VT	P	P			100.5	24	VT	P	RI	R			22" HWR		100	24	22	0	22		14-ER-E4-5-100-24-2	2	WR
8/17/2017	14	14-ER-E4-5-60-24	ER	E4	5		5	60	24	VT	P	P			60	24	VT	P	RI	R			36" HWR		65	24	36	0	36		14-ER-E4-5-65-24-3	3	WR
8/17/2017	14	14-ER-E4-5-162-24	ER	E4	5		6	144-180	24	VT	P	P			162	24	VT	P	RI	R			58" HWR		170	24	58	0	58		14-ER-E4-5-170-24-4	4	WR
8/17/2017	14	14-ER-E4-5-156-6	ER	E4	5		7	153-159	3-9	LFET	BC	BC	0.163		156	6	PAUT	BC	BC	R			tr<=0.160, 32" H X 16" V TSPP		155	8	32	16	96	512	14-ER-E4-5-155-8-5	5	PP
8/17/2017	14	14-ER-E4-5-233-19	ER	E4	5		8	233	19	LFET	BC	BC	0.183		233	19	PAUT	BC	BC	R			tr<=0.160, 48" H X 60" V full-height P		210	30	48	60	216	2880	14-ER-E4-5-210-30-6	6	PP
10/6/2017	14	14-ER-E4-5-77-10	ER	E4	5										77	10	VT			N/A			Existing 2" X 3" PP										
10/6/2017	14	14-ER-E4-5-38-19	ER	E4	5										38	19	VT	DENT	D	R			6"X 6" TSPP		38	19	6	6	24	36	14-ER-E4-5-38-19-7	7	tspp
8/17/2017	14	14-ER-E4-6-44-0	ER	E4	6		1	44	0	BFET	WI	WI			44	0	PAUT	BC	BC	R			tr<=0.160, 132" H X 24" V full-height		66	12	132	24	312	3168	14-ER-E4-6-66-12-1	1	PP
8/17/2017	14	14-ER-E4-6-57-24	ER	E4	6		2	57	24	VT	P	P			57	24	VT	P	RI	R					66	12	132	24	312	3168	14-ER-E4-6-66-12-1	1	PP
8/17/2017	14	14-ER-E4-6-28.5-22	ER	E4	6		3	23-34	20-24	LFET	BC	BC	0.168		28.5	22	PAUT	BC	BC	R			tr<=0.160		66	12	132	24	312	3168	14-ER-E4-6-66-12-1	1	PP
8/17/2017	14	14-ER-E4-6-112.5-24	ER	E4	6		4	109-116	24	VT	P	P			112.5	24	VT	P	RI	R					66	12	132	24	312	3168	14-ER-E4-6-66-12-1	1	PP
8/17/2017	14	14-ER-E4-6-120-14	ER	E4	6		5	112-128	4-24	VT	BULGE	B			120	14	VT	BULGE	B	NR													
8/17/2017	14	14-ER-E4-6-179-15	ER	E4	6		6	172-186	6-24	VT	BULGE	B			179	15	VT	BULGE	B	NR													
8/17/2017	14	14-ER-E4-6-197-24	ER	E4	6		7	187-207	24	VT	P	P			197	24	VT	P	RI	R			6" HWR		204	24	6	0	6		14-ER-E4-6-204-24-2	2	WR
10/6/2017	14	14-ER-E4-6-62-15	ER	E4	6										62	15	VT			N/A			Existing 4" Dia PP										
8/17/2017	14	14-ER-E4-6-188-24	ER	E4	6										188	24	VT	P	RI	R			10" HWR		188	24	10	0	10		14-ER-E4-6-188-24-3	3	WR
8/17/2017	14	14-ER-E4-7-24-3	ER	E4	7		1	24	3	LFET	BC	BC	0.178		24	3	PAUT	BC	BC	R			tr<=0.160, 240" H X 24" V full-height		120	12	240	24	528	5760	14-ER-E4-7-120-12-1	1	PP
8/17/2017	14	14-ER-E4-7-120-15	ER	E4	7		2	112-128	6-24	VT	BULGE	B			120	15	VT	BULGE	B	R					120	12	240	24	528	5760	14-ER-E4-7-120-12-1	1	PP
8/17/2017	14	14-ER-E4-7-87-24	ER	E4	7		3	87	24	VT	P	P			87	24	VT	P	RI	R					120	12	240	24	528	5760	14-ER-E4-7-120-12-1	1	PP
8/17/2017	14	14-ER-E4-7-86-19	ER	E4	7		4	86	19	LFET	BC	BC	0.187		86	19	PAUT	BC	BC	R			tr<=0.160		120	12	240	24	528	5760	14-ER-E4-7-120-12-1	1	PP
8/17/2017	14	14-ER-E4-7-82-4	ER	E4	7		5	82	4	LFET	BC	BC	0.164		82	4	PAUT	BC	BC	R			tr<=0.160		120	12	240	24	528	5760	14-ER-E4-7-120-12-1	1	PP
8/17/2017	14	14-ER-E4-7-164-16.5	ER	E4	7		6	159-169	9-24	LFET	BC	BC	0.158		164	16.5	PAUT	BC	BC	R			tr<=0.160		120	12	240	24	528	5760	14-ER-E4-7-120-12-1	1	PP
8/17/2017	14	14-ER-E4-7-4-223	ER	E4	7		7	4	223	LFET	BC	BC	0.177		4	223	PAUT	BC	BC	R			tr<=0.160		120	12	240	24	528	5760	14-ER-E4-7-120-12-1	1	PP
8/17/2017	14	14-ER-E4-7-17-216	ER	E4	7		8	17	216	LFET	BC	BC	0.16		17	216	PAUT	BC	BC	R			tr<=0.160		120	12	240	24	528	5760	14-ER-E4-7-120-12-1	1	PP
8/17/2017	14	14-ER-E4-7-225-240	ER	E4	7		9	210-240	240	VT	P	P			225	240	VT	P	RI	R					120	12	240	24	528	5760	14-ER-E4-7-120-12-1	1	PP
8/17/2017	14	14-ER-E4-7-190-12	ER	E4	7		10	190	12	VT	DENT	D			190	12	VT	DENT	D	R					120	12	240	24	528	5760	14-ER-E4-7-120-12-1	1	PP
8/17/2017	14	14-ER-E4-7-193-4	ER	E4	7		11	193	4	LFET	BC	BC	0.128		193	4	PAUT	BC	BC	R			tr<=0.160		120	12	240	24	528	5760	14-ER-E4-7-120-12-1	1	PP
8/17/2017	14	14-ER-E4-8-48-24	ER	E4	8		1	36-60	24	VT	P	P			48	24	VT	P	RI	R			130" H X 24" V full-height PP on LH s		65	12	130	24	308	3120	14-ER-E4-8-65-12-1	1	PP
8/17/2017	14	14-ER-E4-8-24-24	ER	E4	8		2	24	24	VT	P	P			24	24	VT	P	RI	R					65	12	130	24	308	3120	14-ER-E4-8-65-12-1	1	PP
8/17/2017	14	14-ER-E4-8-14.5-15	ER	E4	8		3	12-17	6-24	LFET	BC	BC	0.189		14.5	15	PAUT	BC	BC	R			tr<=0.160		65	12	130	24	308	3120	14-ER-E4-8-65-12-1	1	PP
8/17/2017	14	14-ER-E4-8-65-7	ER	E4	8		4	65	7	LFET	BC	BC	0.188		65	7	PAUT	BC	BC	R			tr<=0.160		65	12	130	24	308	3120	14-ER-E4-8-65-12-1	1	PP
8/17/2017	14	14-ER-E4-8-152-14	ER	E4	8		5	147-158	4-24	VT	BULGE	B			152	14	VT	BULGE	B	NR													
8/17/2017	14	14-ER-E4-8-170-24	ER	E4	8		6	170	24	VT	P	P			170	24	VT	P	RI	R			58" HWR		177	24	58	0	58		14-ER-E4-8-177-24-2	2	WR
10/5/2017	14	14-ER-E4-8-133-24	ER	E4	8										133	24	VT	P	RI	R			8" HWR		133	24	8	0	8		14-ER-E4-8-133-24-4	4	WR
10/5/2017	14	14-ER-E4-8-208-4	ER	E4	8										208	4	VT	GOUGE	G	R			SG WR (~3")		208	4	3	0	3		14-ER-E4-8-208-4-3	3	WR
8/18/2017	14	14-ER-E4-9-54-6	ER	E4	9		1	54	6	LFET	BC	BC	0.186		54	6	PAUT	BC	BC	R			tr<=0.160, 240" H X 24" V full-height		120	12	240	24	528	5760	14-ER-E4-9-120-12-1	1	PP
8/18/2017	14	14-ER-E4-9-33-3	ER	E4	9		2	33	3	VT	DENT	D			33	3	VT	DENT	D	R					120	12	240	24	528	5760	14-ER-E4-9-120-12-1	1	PP
8/18/2017	14	14-ER-E4-9-20-18	ER	E4	9		3	20	18	LFET	BC	BC	0.185		20	18	PAUT	BC	BC	R			tr<=0.160		120	12	240	24	528	5760	14-ER-E4-9-120-12-1	1	PP
8/18/2017	14	14-ER-E4-9-20-0	ER	E4	9		4	20	0	BFET	WI	WI			20	0	PAUT	BC	BC	R			tr<=0.160		120	12	240	24	528	5760	14-ER-E4-9-120-12-1	1	PP
8/18/2017	14	14-ER-E4-9-88-19	ER	E4	9		5	88	19	VT	DENT	D			88	19	VT	DENT	D	R					120	12	240	24	528	5760	14-ER-E4-9-120-12-1	1	PP
8/18/2017	14	14-ER-E4-9-142-4	ER	E4	9		6	142	4	LFET	BC	BC	0.183		142	4	PAUT	BC	BC	R			tr<=0.160		120	12	240	24	528	5760	14-ER-E4-9-120-12-1	1	PP
8/18/2017	14	14-ER-E4-9-155-4	ER	E4	9		7	155	4	LFET	BC	BC	0.172		155	4	PAUT	BC	BC	R			tr<=0.160		120	12	240	24	528	5760	14-ER-E4-9-120-12-1	1	PP
8/18/2017	14	14-ER-E4-9-166-16	ER	E4	9		8	166	16	LFET	BC	BC	0.174		166	16	PAUT	BC	BC	R			tr<=0.160		120	12	240	24	528	5760	14-ER-E4-9-120-12-1	1	PP
8/18/2017	14	14-ER-E4-9-206-4	ER	E4	9		9	206	4	VT	DENT	D			206	4	VT	DENT	D	R					120	12	240	24	528	5760	14-ER-E4-9-120-12-1	1	PP
8/18/2017	14	14-ER-E4-9-219-10.5	ER	E4	9		10	210-228	0-21	LFET	BC	BC	0.162		219	10.5	PAUT	BC	BC	R			tr<=0.160		120	12	240	24	528	5760	14-ER-E4-9-120-12-1	1	PP
8/18/2017	14	14-ER-E4-9-230-4	ER	E4	9		11	230	4	VT	DENT	D			230	4	VT	DENT	D	R					120	12	240	24	528	5760	14-ER-E4-9-120-12-1	1	PP
8/18/2017	14	14-ER-E4-9-240-20	ER	E4	9		12	240	20	LFET	BC	BC	0.156		240	20	PAUT	BC	BC	R			tr<=0.160		120	12	240	24	528	5760	14-ER-E4-9-120-12-1	1	PP
8/18/2017	14	14-ER-E4-10-0-2	ER	E4	10		1	0	2	LFET	BC	BC	0.18		0	2	PAUT	BC	BC	R			tr<=0.160, 68"H X 24"V full-height PP		34	12	68	24	184	1632	14-ER-E4-10-34-12-1	1	PP
8/18/2017	14	14-ER-E4-10-6-7	ER	E4	10		2	6	7	VT	DENT	D			6	7	VT	DENT	D	R					34	12	68	24	184	1632	14-ER-E4-10-34-12-1	1	PP
8/18/2017	14	14-ER-E4-10-0-21	ER	E4	10		3	0	21	LFET	BC	BC	0.14		0	21	PAUT	BC	BC	R			tr<=0.160		34	12	68	24	184	1632	14-ER-E4-10-34-12-1	1	PP
8/18/2017	14	14-ER-E4-10-28-0	ER	E4	10		4	28	0	BFET	WI	WI			28	0	VT	WI	WI	R					34	12	68	24	184	1632	14-ER-E4-10-34-12-1	1	PP
8/18/2017	14	14-ER-E4-10-33-21	ER	E4	10		5	24-42	18-24	LFET	BC	BC	0.148		33	21	PAUT	BC	BC	R			tr<=0.160		34	12	68	24	184	1632	14-ER-E4-10-34-12-1	1	PP
8/18/2017	14	14-ER-E4-10-59.5-23	ER	E4	10		6	57-62	23	VT	P	P			59.5	23	VT	P	RI	R					34	12	68	24	184	1632	14-ER-E4-10-34-12-1	1	PP
8/18/2017	14	14-ER-E4-10-75-0	ER	E4	10		7	75	0	BFET	WI	WI			75	0	VT	WI	WI	NR													

		Shell Location			Master Features Legend	TesTex NDE							EEI NDE								Notes	Photo Links	Recommended Repairs								Repair Type Legend
Date	Tank No.	Overall ID	General Location			Master Feature	TesTex Indication ID on Plate	TexTex Reported Indication Location		TesTex NDE		SIMPLIFIED INDICATION TYPE	Minimum Wall Thickness (in)	Depth of Topside Indication(in)	Center of indication: X (in)	Center of indication: Y (in)	Method	Indication Type	SIMPLIFIED INDICATION TYPE	EEI Recommendation (Repair or No Repair)	Minimum Thickness (in)	Depth (in)			Center of Repair: X (in)	Center of Repair: Y (in)	Width or Dia (in)	Height (in)	Length of Weld (in)	Area of PP (sq in)	EEI repair No.	Repair No. on Plate	Repair Type (Patch, Weld, Other)
			Location in Tank	Shell Course	Plate Number			X Coordinate (in)	Y Coordinate (in)	Method	Indication Type																					
8/18/2017	14	14-ER-E4-10-114-6	ER	E4	10		8	114	6	LFET	BC	BC	0.169		114	6	PAUT	BC	BC	NR			tr > .160										
8/18/2017	14	14-ER-E4-10-92-24	ER	E4	10		9	102-118	24	VT	P	P			92	24	VT	LOF,RI	LOF	R			38" HWR		92	24	38	0	38		14-ER-E4-10-92-24-2	2	WR
8/18/2017	14	14-ER-E4-10-176-24	ER	E4	10										176	24	VT	LOF,RI	LOF	R			38" HWR		176	24	38	0	38		14-ER-E4-10-176-24-3	3	WR
8/26/2017	14	14-ER-E4-11-122-14	ER	E4	11		1	122	14	VT	BULGE	B			122	14	VT	BULGE	B	NR													
8/26/2017	14	14-ER-E4-11-230-24	ER	E4	11		2	230	24	VT	P	P			230	24	VT	P	RI	R			33" HWR		224	24	33	0	33		14-ER-E4-11-224-24-1	1	WR
8/26/2017	14	14-ER-E4-11-224-24	ER	E4	11										224	24	VT	P	RI	R					224	24	33	0	33		14-ER-E4-11-224-24-1	1	WR
8/26/2017	14	14-ER-E4-11-137-24	ER	E4	11										137	24	VT	LOF	LOF	R			11" HWR		137	24	11	0	11		14-ER-E4-11-137-24-5	5	WR
8/26/2017	14	14-ER-E4-11-168-24	ER	E4	11										168	24	VT	LOF	LOF	R			25" HWR		168	24	25	0	25		14-ER-E4-11-168-24-6	6	WR
8/26/2017	14	14-ER-E4-11-23-24	ER	E4	11										23	24	VT	LOF,RI	LOF	R			17" HWR		23	24	17	0	17		14-ER-E4-11-23-24-3	3	WR
8/26/2017	14	14-ER-E4-11-45-24	ER	E4	11										45	24	VT	LOF	LOF	R			9" HWR		45	24	9	0	9		14-ER-E4-11-45-24-4	4	WR
8/26/2017	14	14-ER-E4-11-7-24	ER	E4	11										7	24	VT	RI	RI	R			4" HWR		7	24	4	0	4		14-ER-E4-11-7-24-2	2	WR
8/26/2017	14	14-ER-E4-12-45-22	ER	E4	12		1	45	22	VT	DENT	D			45	22	VT	DENT	D	NR													
8/26/2017	14	14-ER-E4-12-105-21	ER	E4	12		2	105	21	VT	DENT	D			105	21	VT	DENT	D	R			6"H X 6"V TSPP		105	21	6	6	24	36	14-ER-E4-12-105-21-1	1	TSPP
8/26/2017	14	14-ER-E4-12-149-4	ER	E4	12		3	149	4	LFET	BC	BC	0.194		149	4	PAUT	BC	BC	R			tr<=0.160, 90"H X 24"V full-height PP		195	12	90	24	228	2160	14-ER-E4-12-195-12-2	2	PP
8/26/2017	14	14-ER-E4-12-168-12	ER	E4	12		4	168	12	VT	BULGE	B			168	12	VT	BULGE	B	NR													
8/26/2017	14	14-ER-E4-12-193-21	ER	E4	12		5	193	21	VT	DENT	D			193	21	VT	DENT	D	R					195	12	90	24	228	2160	14-ER-E4-12-195-12-2	2	PP
8/26/2017	14	14-ER-E4-12-66-24	ER	E4	12										66	24	VT	RI	RI	R			4" HWR		66	24	4	0	4		14-ER-E4-12-66-24-3	3	WR
8/26/2017	14	14-ER-E4-12-91-24	ER	E4	12										91	24	VT	RI	RI	R			4" HWR		91	24	4	0	4		14-ER-E4-12-91-24-4	4	WR
8/26/2017	14	14-ER-E4-13-36-22	ER	E4	13		1	36	22	VT	DENT	D			36	22	VT	DENT	D	R			240"H X 24"V full-height PP over ent		120	12	240	24	528	5760	14-ER-E4-13-120-12-1	1	PP
8/26/2017	14	14-ER-E4-13-54-21	ER	E4	13		2	54	21	VT	DENT	D			54	21	VT	DENT	D	R					120	12	240	24	528	5760	14-ER-E4-13-120-12-1	1	PP
8/26/2017	14	14-ER-E4-13-69-21	ER	E4	13		3	69	21	VT	DENT	D			69	21	VT	DENT	D	R					120	12	240	24	528	5760	14-ER-E4-13-120-12-1	1	PP
8/26/2017	14	14-ER-E4-13-120-12	ER	E4	13		4	0-240	12	LFET	BC	BC	0.135		120	12	PAUT	BC	BC	R			tr<=0.160		120	12	240	24	528	5760	14-ER-E4-13-120-12-1	1	PP
8/26/2017	14	14-ER-E4-14-54-22	ER	E4	14		1	54	22	LFET	BC	BC	0.193		54	22	PAUT	BC	BC	NR			tr > .160										
8/26/2017	14	14-ER-E4-14-128-12	ER	E4	14		2	128	12	VT	BULGE	B			128	12	VT	BULGE	B	NR													
8/26/2017	14	14-ER-E4-14-82-12	ER	E4	14		3	82	12	VT	BULGE	B			82	12	VT	BULGE	B	NR													
8/26/2017	14	14-ER-E4-14-180-5	ER	E4	14		4	180	5	VT	DENT	D			180	5	VT	DENT	D	R			36"H X 24"V full-height PP (remove e		195	12	36	24	120	864	14-ER-E4-14-195-12-1	1	PP
8/26/2017	14	14-ER-E4-14-188-3	ER	E4	14		5	188	3	VT	TS	TS		0.094	188	3	VT	TS	TS	R					195	12	36	24	120	864	14-ER-E4-14-195-12-1	1	pp
8/26/2017	14	14-ER-E4-14-200-21	ER	E4	14		6	200	21	VT	DENT	D			200	21	VT	DENT	D	R					195	12	36	24	120	864	14-ER-E4-14-195-12-1	1	PP
8/26/2017	14	14-ER-E4-14-233-20	ER	E4	14		7	233	20	VT	DENT	D			233	20	VT	DENT	D	R			6"H X 6"V TSPP		233	20	6	6	24	36	14-ER-E4-14-233-20-2	2	tspp
8/26/2017	14	14-ER-E4-14-146-24	ER	E4	14										146	24	VT	RI	RI	R			11" HWR		146	24	11	0	11		14-ER-E4-14-146-24-5	5	WR
8/26/2017	14	14-ER-E4-14-32-0	ER	E4	14										32	0	VT	RI	RI	R			4" HWR		32	0	4	0	4		14-ER-E4-14-32-0-3	3	WR
8/26/2017	14	14-ER-E4-14-44-24	ER	E4	14										44	24	VT	LOF	LOF	R			4" HWR		44	24	4	0	4		14-ER-E4-14-44-24-4	4	WR
8/26/2017	14	14-ER-E4-15-139-11	ER	E4	15		1	139	11	VT	DENT	D			139	11	VT	DENT	D	NR													
8/26/2017	14	14-ER-E4-15-152-14	ER	E4	15		2	152	14	VT	BULGE	B			152	14	VT	BULGE	B	NR													
8/26/2017	14	14-ER-E4-15-197-24	ER	E4	15		3	197	24	VT	P	P			197	24	VT	P	RI	R			4" HWR		197	24	4	0	4		14-ER-E4-15-197-24-1	1	WR
8/26/2017	14	14-ER-E4-15-217-17	ER	E4	15										217	17	VT			N/A			MF: 1/2" X 1/2" sq. bar welded to/thru PL (perpendicular to PL)										
8/26/2017	14	14-ER-E4-15-144-24	ER	E4	15										144	24	VT	RI	RI	R			4" HWR		144	24	4	0	4		14-ER-E4-15-144-24-2	2	WR
8/26/2017	14	14-ER-E4-15-182-20	ER	E4	15										182	20	VT	DENT	D	R			6"H X 6"V TSPP		182	20	6	6	24	36	14-ER-E4-15-182-20-3	3	tspp
8/26/2017	14	14-ER-E4-15-222-5	ER	E4	15										222	5	VT	GOUGE	G	R			SG 4" VWR		222	5	0	4	4		14-ER-E4-15-222-5-4	4	WR
8/26/2017	14	14-ER-E4-16-96-0	ER	E4	16										96	0	VT	IF,UC	UC	R			4" HWR		96	0	4	0	4		14-ER-E4-16-96-0-1	1	WR
8/9/2017	14	14-ER-E3-1-206-0	ER	E3	1		1	34	0	BFET	WI	WI			206	0	VT	WI	WI	NR			MF: bracket welded to tank wall near manway										
8/9/2017	14	14-ER-E3-1-0-12	ER	E3	1		2	0	12	VT	TS	TS		0.16	0	12	VT	P	RI	R			4" VWR		0	12	0	4	4		14-ER-E3-1-0-12-1	1	WR
8/9/2017	14	14-ER-E3-1-0-36	ER	E3	1		3	0	36	VT	P	P			0	36	VT	P	RI	R			10" VWR		240	44	4	0	4		14-ER-E3-1-240-44-2	2	WR
8/11/2017	14	14-ER-E3-1-200-32	ER	E3	1		4	200	32	BFET	WI	WI			200	32	VT	WI	WI	R			3" WR		200	32	0	3	3		14-ER-E3-1-200-32-6	6	WR
8/11/2017	14	14-ER-E3-1-204-60	ER	E3	1										204	60	VT	LOF	LOF	R			6" HWR		204	60	6	0	6		14-ER-E3-1-204-60-5	5	WR
8/11/2017	14	14-ER-E3-1-221-60	ER	E3	1										221	60	VT	RI	RI	R			5" HWR		221	60	5	0	5		14-ER-E3-1-221-60-4	4	WR
8/11/2017	14	14-ER-E3-1-231-60	ER	E3	1										231	60	VT	P	RI	R			5" HWR		231	60	5	0	5		14-ER-E3-1-231-60-3	3	WR
8/9/2017	14	14-ER-E3-2-77-0	ER	E3	2		1	77	0	VT	UC	UC		0.16	77	0	VT	LOF	LOF	R			10" HWR		79	0	10	0	10		14-ER-E3-2-79-0-1	1	WR
8/9/2017	14	14-ER-E3-2-105-2	ER	E3	2										105	2	VT	GOUGE	G	R			SG ~12" HWR		105	2	12	0	12		14-ER-E3-2-105-2-8	8	WR
8/9/2017	14	14-ER-E3-2-117-60	ER	E3	2										117	60	VT	LOF	LOF	R			10" HWR		117	60	10	0	10		14-ER-E3-2-117-60-7	7	WR
8/9/2017	14	14-ER-E3-2-125-29	ER	E3	2										125	29	VT	DENT	D	R			8"H X 8"V PP		125	29	8	8	32	64	14-ER-E3-2-125-29-9	9	PP
8/9/2017	14	14-ER-E3-2-158-18	ER	E3	2										158	18	VT	DENT	D	R			8"H X 8"V PP		158	18	8	8	32	64	14-ER-E3-2-158-18-10	10	PP
8/9/2017	14	14-ER-E3-2-169-60	ER	E3	2										169	60	VT	LOF,RI	LOF	R			13" HWR		169	60	13	0	13		14-ER-E3-2-169-60-11	11	WR
8/9/2017	14	14-ER-E3-2-191-60	ER	E3	2										191	60	VT	LOF	LOF	R			5" HWR		191	60	5	0	5		14-ER-E3-2-191-60-12	12	WR
8/9/2017	14	14-ER-E3-2-205-0	ER	E3	2										205	0	VT	P	RI	R			5" HWR		205	0	5	0	5		14-ER-E3-2-205-0-13	13	WR

			Shell Location			Master Features Legend	TesTex NDE							EEI NDE								Notes	Photo Links	Recommended Repairs								Repair Type Legend
Date	Tank No.	Overall ID	General Location			Master Feature	TesTex Indication ID on Plate	TexTex Reported Indication Location		TesTex NDE		SIMPLIFIED INDICATION TYPE	Minimum Wall Thickness (in)	Depth of Topside Indication(in)	Center of Indication: X (in)	Center of Indication: Y (in)	Method	Indication Type	SIMPLIFIED INDICATION TYPE	EEI Recommendation (Repair or No Repair)	Minimum Thickness (in)	Depth (in)			Center of Repair: X (in)	Center of Repair: Y (in)	Width or Dia (in)	Height (in)	Length of Weld (in)	Area of PP (sq in)	EEI repair No.	Repair No. on Plate	Repair Type (Patch, Weld, Other)
			Location in Tank	Shell Course	Plate Number			X Coordinate (in)	Y Coordinate (in)	Method	Indication Type																					
8/9/2017	14	14-ER-E3-2-21-21	ER	E3	2										21	21	VT	DENT	D	R			8"H X 8"V PP		21	21	8	8	32	64	14-ER-E3-2-21-21-2	2	PP
8/9/2017	14	14-ER-E3-2-38-1	ER	E3	2										38	1	VT	DENT	D	R			6"H X 6"V TSPP		38	1	6	6	24	36	14-ER-E3-2-38-1-3	3	tspp
8/9/2017	14	14-ER-E3-2-66-60	ER	E3	2										66	60	VT	P	RI	R			7" HWR		66	60	7	0	7		14-ER-E3-2-66-60-5	5	WR
8/9/2017	14	14-ER-E3-2-68-16	ER	E3	2										68	16	VT	DENT	D	R			10"H X 10"V PP (covers 2 dents)		68	16	10	10	40	100	14-ER-E3-2-68-16-4	4	PP
8/9/2017	14	14-ER-E3-2-93-43	ER	E3	2										93	43	VT	DENT	D	R			8"H X 8"V PP		93	43	8	8	32	64	14-ER-E3-2-93-43-6	6	PP
8/9/2017	14	14-ER-E3-3-125-20	ER	E3	3		1	125	20	VT	DENT	D			125	20	VT	DENT	D	NR													
10/5/2017	14	14-ER-E3-3-160-60	ER	E3	3										160	60	VT	RI	RI	R			5" HWR		160	60	5	0	5		14-ER-E3-3-160-60-3	3	WR
10/5/2017	14	14-ER-E3-3-208-60	ER	E3	3										208	60	VT	P	RI	R			4" HWR		208	60	4	0	4		14-ER-E3-3-208-60-4	4	WR
10/5/2017	14	14-ER-E3-3-37-60	ER	E3	3										37	60	VT	RI	RI	R			4" HWR		37	60	4	0	4		14-ER-E3-3-37-60-1	1	WR
10/5/2017	14	14-ER-E3-3-60-60	ER	E3	3										60	60	VT	RI	RI	R			5" HWR		60	60	5	0	5		14-ER-E3-3-60-60-2	2	WR
8/9/2017	14	14-ER-E3-4-6-42	ER	E3	4		1	6	42	VT	DENT	D			6	42	VT	DENT	D	R			SG WR (~2")		6	42	2	0	2		14-ER-E3-4-6-42-1	1	WR
8/9/2017	14	14-ER-E3-4-8-37	ER	E3	4		2	8	37	VT	DENT	D			8	37	VT	DENT	D	R			SG WR (~2")		8	37	2	0	2		14-ER-E3-4-8-37-2	2	WR
8/9/2017	14	14-ER-E3-4-56-46	ER	E3	4		3	56	46	LFET	BC	BC	0.094		56	46	PAUT	BC	BC	R			tr<=0.160, 72" H X 26" V TSPP		51	44	72	26	196	1872	14-ER-E3-4-51-44-3	3	PP
10/3/2017	14	14-ER-E3-4-130-60	ER	E3	4										130	60	VT	P,RI	RI	R			20" HWR		130	60	20	0	20		14-ER-E3-4-130-60-5	5	WR
10/3/2017	14	14-ER-E3-4-187-60	ER	E3	4										187	60	VT	LoF	LoF	R			4" HWR		187	60	4	0	4		14-ER-E3-4-187-60-6	6	WR
10/3/2017	14	14-ER-E3-4-56-0	ER	E3	4										56	0	VT	UC	UC	R			16" HWR		56	0	16	0	16		14-ER-E3-4-56-0-4	4	WR
8/9/2017	14	14-ER-E3-5-8-2	ER	E3	5		1	8	2	VT	SG	G			8	2	VT	GOUGE	G	R			240" H X 60" V full-height PP covering		120	30	240	60	600	14400	14-ER-E3-5-120-30-1	1	PP
8/9/2017	14	14-ER-E3-5-18-32	ER	E3	5		2	18	32	VT	SG	G			18	32	VT	GOUGE	G	R					120	30	240	60	600	14400	14-ER-E3-5-120-30-1	1	PP
8/9/2017	14	14-ER-E3-5-33-32	ER	E3	5		3	33	32	LFET	BC	BC	0.128		33	32	PAUT	BC	BC	R			tr<=0.160		120	30	240	60	600	14400	14-ER-E3-5-120-30-1	1	PP
8/9/2017	14	14-ER-E3-5-102-30	ER	E3	5		4	102	30	LFET	BC	BC	0.135		102	30	PAUT	BC	BC	R			tr<=0.160		120	30	240	60	600	14400	14-ER-E3-5-120-30-1	1	PP
8/9/2017	14	14-ER-E3-5-108-20	ER	E3	5		5	108	20	VT	DENT	D			108	20	VT	DENT	D	R					120	30	240	60	600	14400	14-ER-E3-5-120-30-1	1	PP
8/9/2017	14	14-ER-E3-5-118-49	ER	E3	5		6	118	49	LFET	BC	BC	0.09		118	49	PAUT	BC	BC	R			tr<=0.160		120	30	240	60	600	14400	14-ER-E3-5-120-30-1	1	PP
8/9/2017	14	14-ER-E3-5-122-45	ER	E3	5		7	122	45	LFET	BC	BC	0.133		122	45	PAUT	BC	BC	R			tr<=0.160		120	30	240	60	600	14400	14-ER-E3-5-120-30-1	1	PP
8/9/2017	14	14-ER-E3-5-122-20	ER	E3	5		8	122	20	LFET	BC	BC	0.124		122	20	PAUT	BC	BC	R			tr<=0.160		120	30	240	60	600	14400	14-ER-E3-5-120-30-1	1	PP
8/9/2017	14	14-ER-E3-5-132-32	ER	E3	5		9	132	32	LFET	BC	BC	0.091		132	32	PAUT	BC	BC	R			tr<=0.160		120	30	240	60	600	14400	14-ER-E3-5-120-30-1	1	PP
8/9/2017	14	14-ER-E3-5-143-21	ER	E3	5		10	143	21	LFET	BC	BC	0.121		143	21	PAUT	BC	BC	R			tr<=0.160		120	30	240	60	600	14400	14-ER-E3-5-120-30-1	1	PP
8/9/2017	14	14-ER-E3-5-151-22	ER	E3	5		11	151	22	LFET	BC	BC	0.11		151	22	PAUT	BC	BC	R			tr<=0.160		120	30	240	60	600	14400	14-ER-E3-5-120-30-1	1	PP
8/9/2017	14	14-ER-E3-5-157-22	ER	E3	5		12	157	22	LFET	BC	BC	0.171		157	22	PAUT	BC	BC	R			tr<=0.160		120	30	240	60	600	14400	14-ER-E3-5-120-30-1	1	PP
8/9/2017	14	14-ER-E3-5-171-16	ER	E3	5		13	171	16	LFET	BC	BC	0.129		171	16	PAUT	BC	BC	R			tr<=0.160		120	30	240	60	600	14400	14-ER-E3-5-120-30-1	1	PP
8/9/2017	14	14-ER-E3-5-185-16	ER	E3	5		14	185	16	VT	Dent	D			185	16	VT	DENT	D	R					120	30	240	60	600	14400	14-ER-E3-5-120-30-1	1	PP
8/9/2017	14	14-ER-E3-5-191-18	ER	E3	5		15	191	18	LFET	BC	BC	0.127		191	18	PAUT	BC	BC	R			tr<=0.160		120	30	240	60	600	14400	14-ER-E3-5-120-30-1	1	PP
8/9/2017	14	14-ER-E3-5-220-18	ER	E3	5		16	220	18	LFET	BC	BC	0.196		220	18	PAUT	BC	BC	R			tr<=0.160		120	30	240	60	600	14400	14-ER-E3-5-120-30-1	1	PP
8/9/2017	14	14-ER-E3-5-231-47	ER	E3	5		17	231	47	LFET	BC	BC	0.188		231	47	PAUT	BC	BC	R			tr<=0.160		120	30	240	60	600	14400	14-ER-E3-5-120-30-1	1	PP
8/9/2017	14	14-ER-E3-5-237-46	ER	E3	5		18	237	46	LFET	BC	BC	0.162		237	46	PAUT	BC	BC	R			tr<=0.160		120	30	240	60	600	14400	14-ER-E3-5-120-30-1	1	PP
8/9/2017	14	14-ER-E3-5-232-20	ER	E3	5		19	232	20	LFET	BC	BC	0.187		232	20	PAUT	BC	BC	R			tr<=0.160		120	30	240	60	600	14400	14-ER-E3-5-120-30-1	1	PP
8/9/2017	14	14-ER-E3-5-236-4	ER	E3	5		20	236	4	LFET	BC	BC	0.187		236	4	PAUT	BC	BC	R			tr<=0.160		120	30	240	60	600	14400	14-ER-E3-5-120-30-1	1	PP
8/9/2017	14	14-ER-E3-6-70-33	ER	E3	6		1	70	33	VT	DENT	D			70	33	VT	DENT	D	R			24" H X 24" V PP		74	40	24	24	96	576	14-ER-E3-6-74-40-1	1	PP
8/9/2017	14	14-ER-E3-6-75-46	ER	E3	6		2	75	46	VT	DENT	D			75	46	VT	DENT	D	R					74	40	24	24	96	576	14-ER-E3-6-74-40-1	1	PP
8/9/2017	14	14-ER-E3-6-78-32	ER	E3	6		3	78	32	VT	DENT	D			78	32	VT	DENT	D	R					74	40	24	24	96	576	14-ER-E3-6-74-40-1	1	PP
8/9/2017	14	14-ER-E3-6-131-19	ER	E3	6		4	131	19	VT	DENT	D			131	19	VT	DENT	D	R			120" H X 60" V full-height PP over RH		180	30	120	60	360	7200	14-ER-E3-6-180-30-2	2	PP
8/9/2017	14	14-ER-E3-6-150-17	ER	E3	6		5	150	17	LFET	BC	BC	0.16		150	17	PAUT	BC	BC	R			tr<=0.160		180	30	120	60	360	7200	14-ER-E3-6-180-30-2	2	PP
8/9/2017	14	14-ER-E3-6-165-14	ER	E3	6		6	165	14	LFET	BC	BC	0.12		165	14	PAUT	BC	BC	R			tr<=0.160		180	30	120	60	360	7200	14-ER-E3-6-180-30-2	2	PP
8/9/2017	14	14-ER-E3-6-182-41	ER	E3	6		7	182	41	LFET	BC	BC	0.107		182	41	PAUT	BC	BC	R			tr<=0.160		180	30	120	60	360	7200	14-ER-E3-6-180-30-2	2	PP
8/9/2017	14	14-ER-E3-6-235-46	ER	E3	6		8	235	46	LFET	BC	BC	0.153		235	46	PAUT	BC	BC	R			tr<=0.160		180	30	120	60	360	7200	14-ER-E3-6-180-30-2	2	PP
8/9/2017	14	14-ER-E3-6-223-14	ER	E3	6		9	223	14	LFET	BC	BC	0.104		223	14	PAUT	BC	BC	R			tr<=0.160		180	30	120	60	360	7200	14-ER-E3-6-180-30-2	2	PP
8/9/2017	14	14-ER-E3-6-236-12	ER	E3	6		10	236	12	LFET	BC	BC	0.159		236	12	PAUT	BC	BC	R			tr<=0.160		180	30	120	60	360	7200	14-ER-E3-6-180-30-2	2	PP
8/9/2017	14	14-ER-E3-6-152-15	ER	E3	6		11	152	15	VT	DENT	D			152	15	VT	DENT	D	R					180	30	120	60	360	7200	14-ER-E3-6-180-30-2	2	PP
10/3/2017	14	14-ER-E3-6-0-18	ER	E3	6										0	18	VT	P,RI	RI	R			6" VWR		0	18	0	6	6		14-ER-E3-6-0-18-3	3	WR
10/3/2017	14	14-ER-E3-6-0-36	ER	E3	6										0	36	VT	P,RI	RI	R			4" VWR		0	36	0	4	4		14-ER-E3-6-0-36-4	4	WR
10/3/2017	14	14-ER-E3-6-52-48	ER	E3	6										52	48	VT	DENT	D	R			6"H X 6"V PP		52	48	6	0	18.84956	28.27433	14-ER-E3-6-52-48-5	5	PP
8/10/2017	14	14-ER-E3-7-15-31	ER	E3	7		1	15	31	VT	DENT	D			15	31	VT	DENT	D	NR													
8/10/2017	14	14-ER-E3-7-28-34	ER	E3	7		2	28	34	VT	DENT	D			28	34	VT	DENT	D	NR													
8/10/2017	14	14-ER-E3-7-88-21	ER	E3	7		3	88	21	VT	G	G		0.125	88	21	VT	GOUGE	G	R			176"H X 60"V full-height PP, beginnir		136	30	176	60	472	10560	14-ER-E3-7-136-30-1	1	PP
8/10/2017	14	14-ER-E3-7-93-46	ER	E3	7		4	93	46	LFET	BC	BC	0.12		93	46	PAUT	BC	BC	R			tr<=0.160		136	30	176	60	472	10560	14-ER-E3-7-136-30-1	1	PP
8/10/2017	14	14-ER-E3-7-95-41	ER	E3	7		5	95	41	LFET	BC	BC	0.086		95	41	PAUT	BC	BC	R			tr<=0.160		136	30	176	60	472	10560	14-ER-E3-7-136-30-1	1	PP

			Shell Location			Master Features Legend	TesTex NDE							EEI NDE								Notes	Photo Links	Recommended Repairs								Repair Type Legend
Date	Tank No.	Overall ID	General Location			Master Feature	TesTex Indication ID on Plate	TexTex Reported Indication Location		TesTex NDE		SIMPLIFIED INDICATION TYPE	Minimum Wall Thickness (in)	Depth of Topside Indication(in)	Center of Indication: X (in)	Center of Indication: Y (in)	Method	Indication Type	SIMPLIFIED INDICATION TYPE	EEI Recommendation (Repair or No Repair)	Minimum Thickness (in)	Depth (in)			Center of Repair: X (in)	Center of Repair: Y (in)	Width or Dia (in)	Height (in)	Length of Weld (in)	Area of PP (sq in)	EEI repair No.	Repair No. on Plate	Repair Type (Patch, Weld, Other)
			Location in Tank	Shell Course	Plate Number			X Coordinate (in)	Y Coordinate (in)	Method	Indication Type																					
8/10/2017	14	14-ER-E3-7-99-35	ER	E3	7		6	96-102	33-37	LFET	BC	BC	0.157		99	35	PAUT	BC	BC	R			tr<=0.160		136	30	176	60	472	10560	14-ER-E3-7-136-30-1	1	PP
8/10/2017	14	14-ER-E3-7-105-45	ER	E3	7		7	105	45	LFET	BC	BC	0.15		105	45	PAUT	BC	BC	R			tr<=0.160		136	30	176	60	472	10560	14-ER-E3-7-136-30-1	1	PP
8/10/2017	14	14-ER-E3-7-111-49	ER	E3	7		8	111	49	LFET	BC	BC	0.135		111	49	PAUT	BC	BC	R			tr<=0.160		136	30	176	60	472	10560	14-ER-E3-7-136-30-1	1	PP
8/10/2017	14	14-ER-E3-7-125-54	ER	E3	7		9	125	54	VT	DENT	D			125	54	VT	DENT	D	R					136	30	176	60	472	10560	14-ER-E3-7-136-30-1	1	PP
8/10/2017	14	14-ER-E3-7-123-27	ER	E3	7		10	123	27	VT	DENT	D			123	27	VT	DENT	D	R					136	30	176	60	472	10560	14-ER-E3-7-136-30-1	1	PP
8/10/2017	14	14-ER-E3-7-125-27	ER	E3	7		11	125	27	LFET	BC	BC	0.101		125	27	PAUT	BC	BC	R			tr<=0.160		136	30	176	60	472	10560	14-ER-E3-7-136-30-1	1	PP
8/10/2017	14	14-ER-E3-7-129-12	ER	E3	7		12	129	12	LFET	BC	BC	0.178		129	12	PAUT	BC	BC	R			tr<=0.160		136	30	176	60	472	10560	14-ER-E3-7-136-30-1	1	PP
8/10/2017	14	14-ER-E3-7-140-27	ER	E3	7		13	140	27	LFET	BC	BC	0.124		140	27	PAUT	BC	BC	R			tr<=0.160		136	30	176	60	472	10560	14-ER-E3-7-136-30-1	1	PP
8/10/2017	14	14-ER-E3-7-139-13	ER	E3	7		14	139	13	LFET	BC	BC	0.115		139	13	PAUT	BC	BC	R			tr<=0.160		136	30	176	60	472	10560	14-ER-E3-7-136-30-1	1	PP
8/10/2017	14	14-ER-E3-7-156-15	ER	E3	7		15	156	15	LFET	BC	BC	0.15		156	15	PAUT	BC	BC	R			tr<=0.160		136	30	176	60	472	10560	14-ER-E3-7-136-30-1	1	PP
8/10/2017	14	14-ER-E3-7-161-12	ER	E3	7		16	161	12	VT	DENT	D			161	12	VT	DENT	D	R					136	30	176	60	472	10560	14-ER-E3-7-136-30-1	1	PP
8/10/2017	14	14-ER-E3-7-164-31	ER	E3	7		17	164	31	LFET	BC	BC	0.193		164	31	PAUT	BC	BC	R			tr<=0.160		136	30	176	60	472	10560	14-ER-E3-7-136-30-1	1	PP
8/10/2017	14	14-ER-E3-7-174-34	ER	E3	7		18	174	34	LFET	BC	BC	0.16		174	34	PAUT	BC	BC	R			tr<=0.160		136	30	176	60	472	10560	14-ER-E3-7-136-30-1	1	PP
8/10/2017	14	14-ER-E3-7-176-34	ER	E3	7		19	176	34	LFET	BC	BC	0.171		176	34	PAUT	BC	BC	R			tr<=0.160		136	30	176	60	472	10560	14-ER-E3-7-136-30-1	1	PP
8/10/2017	14	14-ER-E3-7-169-26	ER	E3	7		20	169	26	LFET	BC	BC	0.138		169	26	PAUT	BC	BC	R			tr<=0.160		136	30	176	60	472	10560	14-ER-E3-7-136-30-1	1	PP
8/10/2017	14	14-ER-E3-7-174-25	ER	E3	7		21	174	25	LFET	BC	BC	0.15		174	25	PAUT	BC	BC	R			tr<=0.160		136	30	176	60	472	10560	14-ER-E3-7-136-30-1	1	PP
8/10/2017	14	14-ER-E3-7-181-44	ER	E3	7		22	181	44	LFET	BC	BC	0.143		181	44	PAUT	BC	BC	R			tr<=0.160		136	30	176	60	472	10560	14-ER-E3-7-136-30-1	1	PP
8/10/2017	14	14-ER-E3-7-214-0	ER	E3	7		23	214	0	BFET	WI	WI			214	0	PAUT	BC	BC	R			tr<=0.160		136	30	176	60	472	10560	14-ER-E3-7-136-30-1	1	PP
10/3/2017	14	14-ER-E3-7-30-60	ER	E3	7										30	60	VT	P	RI	R			5" HWR		30	60	5	0	5		14-ER-E3-7-30-60-3	3	WR
10/3/2017	14	14-ER-E3-7-3-60	ER	E3	7										3	60	VT	LOF	LOF	R			5" HWR		3	60	5	0	5		14-ER-E3-7-3-60-2	2	WR
8/10/2017	14	14-ER-E3-8-42-33	ER	E3	8		1	42	33	VT	DENT	D			42	33	VT	DENT	D	R			10"H X 10"V PP		42	33	10	10	40	100	14-ER-E3-8-42-33-1	1	PP
8/10/2017	14	14-ER-E3-8-57-48	ER	E3	8		2	57	48	VT	DENT	D			57	48	VT	DENT	D	NR													
8/10/2017	14	14-ER-E3-8-63-0	ER	E3	8		3	63	0	BFET	WI	WI			63	0	VT	WI	WI	NR													
8/10/2017	14	14-ER-E3-8-78.5-33	ER	E3	8		4	76-81	33	VT	Dent	D			78.5	33	VT	DENT	D	NR													
8/10/2017	14	14-ER-E3-8-88-54	ER	E3	8		5	88	54	VT	DENT	D			88	54	VT	DENT	D	R			10"H X 10"V TSPP		88	54	10	10	40	100	14-ER-E3-8-88-54-2	2	PP
8/10/2017	14	14-ER-E3-8-116-55	ER	E3	8		6	116	55	VT	DENT	D			116	55	VT	DENT	D	NR													
8/10/2017	14	14-ER-E3-8-107-43	ER	E3	8		7	107	43	VT	DENT	D			107	43	VT	DENT	D	NR													
8/10/2017	14	14-ER-E3-8-73-1	ER	E3	8		8	73	1	VT	TS	TS		0.16	73	1	VT	GOUGE	G	R			SG 4"HWR		73	1	4	0	4		14-ER-E3-8-73-1-3	3	WR
8/10/2017	14	14-ER-E3-8-123-32	ER	E3	8		9	123	32	VT	DENT	D			123	32	VT	DENT	D	NR													
8/10/2017	14	14-ER-E3-8-142.5-41	ER	E3	8		10	130-155	32-50	VT	BULGE	B			142.5	41	VT	BULGE	B	NR													
8/10/2017	14	14-ER-E3-8-146-49	ER	E3	8		11	146	49	VT	DENT	D			146	49	VT	DENT	D	R			20"H X 20"V PP		146	49	20	20	80	400	14-ER-E3-8-146-49-4	4	PP
8/10/2017	14	14-ER-E3-8-152-36	ER	E3	8		12	152	36	VT	DENT	D			152	36	VT	DENT	D	NR													
8/10/2017	14	14-ER-E3-8-149-21	ER	E3	8		13	149	21	VT	DENT	D			149	21	VT	DENT	D	R			10"H X 10"V PP		149	21	10	10	40	100	14-ER-E3-8-149-21-5	5	PP
8/10/2017	14	14-ER-E3-8-200-49	ER	E3	8		14	200	49	LFET	BC	BC	0.142		200	49	PAUT	BC	BC	R			tr<=0.160, 60"H X 60"V full-height PP		210	30	60	60	240	3600	14-ER-E3-8-210-30-6	6	PP
8/10/2017	14	14-ER-E3-8-131-29	ER	E3	8		15	131	29	VT	DENT	D			131	29	VT	DENT	D	NR													
8/10/2017	14	14-ER-E3-8-218-52.5	ER	E3	8		16	206-230	49-56	VT	BULGE	B			218	52.5	VT	BULGE	B	R					210	30	60	60	240	3600	14-ER-E3-8-210-30-6	6	PP
8/10/2017	14	14-ER-E3-8-224-54	ER	E3	8		17	224	54	VT	DENT	D			224	54	VT	DENT	D	R					210	30	60	60	240	3600	14-ER-E3-8-210-30-6	6	PP
8/10/2017	14	14-ER-E3-8-212-19	ER	E3	8		18	212	19	VT	DENT	D			212	19	VT	DENT	D	R					210	30	60	60	240	3600	14-ER-E3-8-210-30-6	6	PP
8/10/2017	14	14-ER-E3-8-222-38	ER	E3	8		19	222	38	LFET	BC	BC	0.157		222	38	PAUT	BC	BC	R			tr<=0.160		210	30	60	60	240	3600	14-ER-E3-8-210-30-6	6	PP
8/10/2017	14	14-ER-E3-8-237-45	ER	E3	8		20	237	45	LFET	BC	BC	0.122		237	45	PAUT	BC	BC	R			tr<=0.160		210	30	60	60	240	3600	14-ER-E3-8-210-30-6	6	PP
8/10/2017	14	14-ER-E3-8-237-20	ER	E3	8		21	237	20	LFET	BC	BC	0.19		237	20	PAUT	BC	BC	R			tr<=0.160		210	30	60	60	240	3600	14-ER-E3-8-210-30-6	6	PP
8/10/2017	14	14-ER-E3-8-0-24	ER	E3	8										0	24	VT	RI	RI	R			4" VWR		0	24	0	4	4		14-ER-E3-8-0-24-7	7	WR
8/10/2017	14	14-ER-E3-8-9-0	ER	E3	8										9	0	VT	P	RI	R			4" HWR		9	0	4	0	4		14-ER-E3-8-9-0-8	8	WR
8/10/2017	14	14-ER-E3-9-2-40	ER	E3	9		1	2	40	LFET	BC	BC	0.19		2	40	PAUT	BC	BC	R			tr<=0.160, 168"H X 60"V full-height P		84	30	168	60	456	10080	14-ER-E3-9-84-30-1	1	PP
8/10/2017	14	14-ER-E3-9-2-34	ER	E3	9		2	2	34	LFET	BC	BC	0.12		2	34	PAUT	BC	BC	R			tr<=0.160		84	30	168	60	456	10080	14-ER-E3-9-84-30-1	1	PP
8/10/2017	14	14-ER-E3-9-7-7	ER	E3	9		3	7	7	LFET	BC	BC	0.187		7	7	PAUT	BC	BC	R			tr<=0.160		84	30	168	60	456	10080	14-ER-E3-9-84-30-1	1	PP
8/10/2017	14	14-ER-E3-9-22-48	ER	E3	9		4	22	48	LFET	BC	BC	0.182		22	48	PAUT	BC	BC	R			tr<=0.160		84	30	168	60	456	10080	14-ER-E3-9-84-30-1	1	PP
8/10/2017	14	14-ER-E3-9-81-48	ER	E3	9		5	81	48	LFET	BC	BC	0.17		81	48	PAUT	BC	BC	R			tr<=0.160		84	30	168	60	456	10080	14-ER-E3-9-84-30-1	1	PP
8/10/2017	14	14-ER-E3-9-103-27	ER	E3	9		6	103	27	VT	DENT	D			103	27	VT	DENT	D	R					84	30	168	60	456	10080	14-ER-E3-9-84-30-1	1	PP
8/10/2017	14	14-ER-E3-9-111-35	ER	E3	9		7	111	35	LFET	BC	BC	0.14		111	35	PAUT	BC	BC	R			tr<=0.160		84	30	168	60	456	10080	14-ER-E3-9-84-30-1	1	PP
8/10/2017	14	14-ER-E3-9-116-35	ER	E3	9		8	116	35	LFET	BC	BC	0.186		116	35	PAUT	BC	BC	R			tr<=0.160		84	30	168	60	456	10080	14-ER-E3-9-84-30-1	1	PP
8/10/2017	14	14-ER-E3-9-115-26	ER	E3	9		9	115	26	LFET	BC	BC	0.145		115	26	PAUT	BC	BC	R			tr<=0.160		84	30	168	60	456	10080	14-ER-E3-9-84-30-1	1	PP
8/10/2017	14	14-ER-E3-9-125-39	ER	E3	9		10	125	39	LFET	BC	BC	0.156		125	39	PAUT	BC	BC	R			tr<=0.160		84	30	168	60	456	10080	14-ER-E3-9-84-30-1	1	PP
8/10/2017	14	14-ER-E3-9-137-32	ER	E3	9		11	137	32	VT	DENT	D			137	32	VT	DENT	D	R					84	30	168	60	456	10080	14-ER-E3-9-84-30-1	1	PP
8/10/2017	14	14-ER-E3-9-176-0	ER	E3	9		12	176	0	BFET	WI	WI			176	0	VT	WI	WI	NR													

			Shell Location			Master Features Legend	TesTex NDE							EEI NDE								Notes	Photo Links	Recommended Repairs								Repair Type Legend
Date	Tank No.	Overall ID	General Location			Master Feature	TesTex Indication ID on Plate	TexTex Reported Indication Location		TesTex NDE		SIMPLIFIED INDICATION TYPE	Minimum Wall Thickness (in)	Depth of Topside Indication(in)	Center of indication: X (in)	Center of indication: Y (in)	Method	Indication Type	SIMPLIFIED INDICATION TYPE	EEI Recommendation (Repair or No Repair)	Minimum Thickness (in)	Depth (in)			Center of Repair: X (in)	Center of Repair: Y (in)	Width or Dia (in)	Height (in)	Length of Weld (in)	Area of PP (sq in)	EEI repair No.	Repair No. on Plate	Repair Type (Patch, Weld, Other)
			Location in Tank	Shell Course	Plate Number			X Coordinate (in)	Y Coordinate (in)	Method	Indication Type																					
8/10/2017	14	14-ER-E3-9-118-34	ER	E3	9		13	118	34	VT	TS	TS		0.16	118	34	VT	TS	TS	R			2" VWR		118	34	0	2	2		14-ER-E3-9-118-34-2	2	WR
8/10/2017	14	14-ER-E3-9-180-37	ER	E3	9		14	180	37	VT	DENT	D			180	37	VT	DENT	D	R			8"H X 8"V PP		180	37	8	8	32	64	14-ER-E3-9-180-37-3	3	PP
8/10/2017	14	14-ER-E3-9-193-28	ER	E3	9		15	193	28	VT	TS	TS		0.16	193	28	VT	TS	TS	R			2" VWR		193	28	0	2	2		14-ER-E3-9-193-28-4	4	WR
8/10/2017	14	14-ER-E3-9-240-38	ER	E3	9		16	240	38	BFET	WI	WI			240	38	VT	WI	WI	R			4" VWR		240	38	0	4	4		14-ER-E3-9-240-38-6	6	WR
8/10/2017	14	14-ER-E3-9-206-10	ER	E3	9										206	10	VT	GOUGE	G	R			SG 5"HWR		206	10	5	0	5		14-ER-E3-9-206-10-5	5	WR
8/10/2017	14	14-ER-E3-10-0-36	ER	E3	10		1	0	36	BFET	WI	WI			0	36	VT	WI	WI	R			4" VWR		0	36	0	4	4		14-ER-E3-10-0-36-1	1	WR
8/10/2017	14	14-ER-E3-10-0-27	ER	E3	10		2	0	27	BFET	WI	WI			0	27	VT	WI	WI	R			4" VWR		0	27	0	4	4		14-ER-E3-10-0-27-2	2	WR
8/10/2017	14	14-ER-E3-10-0-20	ER	E3	10		3	0	20	BFET	WI	WI			0	20	VT	WI	WI	R			2" VWR		0	20	0	2	2		14-ER-E3-10-0-20-3	3	WR
8/10/2017	14	14-ER-E3-10-32-45	ER	E3	10		4	32	45	VT	DENT	D			32	45	VT	DENT	D	R			12"Dia. PP		34	48	19	19	76	361	14-ER-E3-10-34-48-4	4	PP
8/10/2017	14	14-ER-E3-10-111-5	ER	E3	10		5	111	5	VT	DENT	D			111	5	VT	DENT	D	NR													
8/10/2017	14	14-ER-E3-10-136-26	ER	E3	10		6	136	26	VT	DENT	D			136	26	VT	DENT	D	NR													
8/10/2017	14	14-ER-E3-10-150-39	ER	E3	10		7	150	39	VT	TS	TS		0.16	150	39	VT	TS	TS	NR													
8/10/2017	14	14-ER-E3-10-186-52	ER	E3	10										186	52	VT	ENT,GOUG	G	R			6"H X 6"V PP		186	52	6	0	18.84956	28.27433	14-ER-E3-10-186-52-5	5	PP
8/10/2017	14	14-ER-E3-11-15-36	ER	E3	11		1	15	36	VT	DENT	D			15	36	VT	DENT	D	R			6"H X 6"V PP		16	37	6	0	18.84956	28.27433	14-ER-E3-11-16-37-1	1	PP
8/10/2017	14	14-ER-E3-11-78-54	ER	E3	11		2	78	54	VT	DENT	D			78	54	VT	DENT	D	NR													
8/10/2017	14	14-ER-E3-11-77-48	ER	E3	11		3	77	48	VT	DENT	D			77	48	VT	DENT	D	NR													
8/10/2017	14	14-ER-E3-11-80-37	ER	E3	11		4	80	37	VT	DENT	D			80	37	VT	DENT	D	NR													
8/10/2017	14	14-ER-E3-11-112.5-29	ER	E3	11		5	100-125	8-50	VT	BULGE	B			112.5	29	VT	BULGE	B	NR													
8/10/2017	14	14-ER-E3-11-209-3	ER	E3	11		6	209	3	VT	TS	TS		0.125	209	3	VT	TS	TS	R			8"H X 8"V PP		208	4	12	12	48	144	14-ER-E3-11-208-4-2	2	PP
8/10/2017	14	14-ER-E3-11-223-35	ER	E3	11		7	223	35	VT	DENT	D			223	35	VT	DENT	D	NR													
8/10/2017	14	14-ER-E3-11-238-0	ER	E3	11										238	0	VT	P	RI	R			2" HWR		238	0	2	0	2		14-ER-E3-11-238-0-3	3	WR
8/10/2017	14	14-ER-E3-12-0-2	ER	E3	12		1	0	2	BFET	WI	WI			0	2	VT	WI	WI	R			3" VWR		0	2	0	3	3		14-ER-E3-12-0-2-1	1	WR
8/10/2017	14	14-ER-E3-12-8-0	ER	E3	12		2	8	0	BFET	WI	WI			8	0	VT	WI	WI	R			2" HWR		8	0	2	0	2		14-ER-E3-12-8-0-2	2	WR
8/10/2017	14	14-ER-E3-12-16-0	ER	E3	12		3	16	0	BFET	WI	WI			16	0	VT	WI	WI	R			2" HWR		16	0	2	0	2		14-ER-E3-12-16-0-3	3	WR
8/10/2017	14	14-ER-E3-12-0-41	ER	E3	12		4	0	41	BFET	WI	WI			0	41	VT	WI	WI	R			2" VWR		0	41	0	2	2		14-ER-E3-12-0-41-4	4	WR
8/10/2017	14	14-ER-E3-12-11-46	ER	E3	12		5	11	46	VT	DENT	D			11	46	VT	DENT	D	NR													
8/10/2017	14	14-ER-E3-12-16-44	ER	E3	12		6	16	44	VT	DENT	D			16	44	VT	DENT	D	NR													
8/10/2017	14	14-ER-E3-12-33-40	ER	E3	12		7	33	40	LFET	BC	BC	0.157		33	40	PAUT	BC	BC	R	0.150		15"H X 15"V PP		34	44	15	15	60	225	14-ER-E3-12-34-44-5	5	PP
8/10/2017	14	14-ER-E3-12-64-58	ER	E3	12		8	64	58	VT	P	P			64	58	VT	P	RI	R			2" HWR		64	58	6	0	18.84956	28.27433	14-ER-E3-12-64-58-6	6	PP
8/10/2017	14	14-ER-E3-12-58-30.5	ER	E3	12		9	52-64	8-53	VT	BULGE	B			58	30.5	VT	BULGE	B	NR													
8/10/2017	14	14-ER-E3-12-50-42	ER	E3	12		10	50	42	VT	DENT	D			50	42	VT	ENT,GOUG	G	R			6"H X 6"V PP		50	42	6	0	18.84956	28.27433	14-ER-E3-12-50-42-7	7	PP
8/26/2017	14	14-ER-E3-12-150.5-50	ER	E3	12		11	133-168	50	LFET	BC	BC	0.14		150.5	50	PAUT	BC	BC	R			tr<=0.160, 24"H X 12"V TSPP		155	52	24	12	72	288	14-ER-E3-12-155-52-8	8	PP
8/26/2017	14	14-ER-E3-12-164-28	ER	E3	12		12	164	28	VT	DENT	D			164	28	VT	DENT	D	R					155	52	24	12	72	288	14-ER-E3-12-155-52-8	8	PP
8/26/2017	14	14-ER-E3-12-200-47	ER	E3	12		13	200	47	LFET	BC	BC	0.12		200	47	PAUT	BC	BC	R			tr<=0.160, 20"H X 12"V PP		200	48	20	12	64	240	14-ER-E3-12-200-48-9	9	PP
8/26/2017	14	14-ER-E3-12-200-51	ER	E3	12		14	200	51	VT	DENT	D			200	51	VT	DENT	D	R					200	48	20	12	64	240	14-ER-E3-12-200-48-9	9	PP
8/26/2017	14	14-ER-E3-12-235-53	ER	E3	12		15	235	53	LFET	BC	BC	0.172		235	53	PAUT	BC	BC	R			tr<=0.160, 10"H X 21"V TSPP		234	44	10	21	62	210	14-ER-E3-12-234-44-10	10	PP
8/26/2017	14	14-ER-E3-13-6-52	ER	E3	13		1	6	52	LFET	BC	BC	0.118		6	52	PAUT	BC	BC	R			tr<=0.160, 8"H X 10"V Corner tombst		6	53	8	10	36	80	14-ER-E3-13-6-53-1	1	PP
8/26/2017	14	14-ER-E3-13-0-14	ER	E3	13		2	0	14	VT	P	P			0	14	VT	P	RI	NR													
8/26/2017	14	14-ER-E3-13-9-18	ER	E3	13		3	0-18	18	LFET	BC	BC	0.033		9	18	PAUT	BC	BC	R			tr<=0.160, 12"H X 8"V Corner tombst		7	5	15	8	46	120	14-ER-E3-13-7-5-2	2	PP
8/26/2017	14	14-ER-E3-13-46.5-53	ER	E3	13		4	21-72	53	LFET	BC	BC	0.134		46.5	53	PAUT	BC	BC	R			tr<=0.160, 12" Dia. PP		59	48	19	19	76	361	14-ER-E3-13-59-48-3	3	PP
8/26/2017	14	14-ER-E3-13-15-55	ER	E3	13		5	15	55	VT	DENT	D			15	55	VT	DENT	D	R			6"TSPP		15	55	6	6	24	36	14-ER-E3-13-15-55-7	7	TSPP
8/26/2017	14	14-ER-E3-13-130-22	ER	E3	13		6	130	22	LFET	BC	BC	0.05		130	22	PAUT	BC	BC	R			tr<=0.160, 20"H X 22"V PP		112	34	20	22	84	440	14-ER-E3-13-112-34-4	4	PP
8/26/2017	14	14-ER-E3-13-110-30	ER	E3	13		7	110	30	VT	BULGE	B			110	30	VT	BULGE	B	NR													
8/26/2017	14	14-ER-E3-13-135-25	ER	E3	13		8	135	25	VT	DENT	D			135	25	VT	DENT	D	NR													
8/26/2017	14	14-ER-E3-13-144-15	ER	E3	13		9	144	15	LFET	BC	BC	0.188		144	15	PAUT	BC	BC	R			tr<=0.160, 12"H X 12"V PP		144	13	12	12	48	144	14-ER-E3-13-144-13-6	6	PP
8/26/2017	14	14-ER-E3-13-140-53	ER	E3	13		10	140	53	LFET	BC	BC	0.178		140	53	PAUT	BC	BC	NR			tr > .160										
8/26/2017	14	14-ER-E3-13-174-49	ER	E3	13		11	174	49	VT	DENT	D			174	49	VT	DENT	D	NR													
8/26/2017	14	14-ER-E3-13-194-34	ER	E3	13		12	194	34	VT	DENT	D			194	34	VT	DENT	D	NR													
8/26/2017	14	14-ER-E3-13-198-53	ER	E3	13		13	198	53	LFET	BC	BC	0.194		198	53	PAUT	BC	BC	NR			tr > .160										
8/26/2017	14	14-ER-E3-13-239-42	ER	E3	13		14	239	42	VT	P	P			239	42	VT	P	RI	NR													
8/26/2017	14	14-ER-E3-13-112-5	ER	E3	13										112	5	PAUT,VT	BC,LOF	BC	R			tr<=0.160, 8"H X 8"V TSPP		112	5	8	8	32	64	14-ER-E3-13-112-5-5	5	TSPP
8/28/2017	14	14-ER-E3-14-3-60	ER	E3	14		1	3	60	BFET	WI	WI			3	60	VT	WI	WI	R			2" HWR		3	60	2	0	2		14-ER-E3-14-3-60-1	1	WR
8/28/2017	14	14-ER-E3-14-12-60	ER	E3	14		2	12	60	BFET	WI	WI			12	60	VT	WI	WI	R			2" HWR		12	60	2	0	2		14-ER-E3-14-12-60-2	2	WR
8/28/2017	14	14-ER-E3-14-56-60	ER	E3	14		3	56	60	BFET	WI	WI			56	60	VT	WI	WI	R			2" HWR		56	60	2	0	2		14-ER-E3-14-56-60-3	3	WR
8/28/2017	14	14-ER-E3-14-69-60	ER	E3	14		4	69	60	BFET	WI	WI			69	60	VT	WI	WI	R			2" HWR		69	60	2	0	2		14-ER-E3-14-69-60-4	4	WR

			Shell Location			Master Features Legend	TesTex NDE							EEI NDE								Notes	Photo Links	Recommended Repairs								Repair Type Legend
Date	Tank No.	Overall ID	General Location			Master Feature	TesTex Indication ID on Plate	TexTex Reported Indication Location		TesTex NDE		SIMPLIFIED INDICATION TYPE	Minimum Wall Thickness (in)	Depth of Topside Indication(in)	Center of indication: X (in)	Center of indication: Y (in)	Method	Indication Type	SIMPLIFIED INDICATION TYPE	EEI Recommendation (Repair or No Repair)	Minimum Thickness (in)	Depth (in)			Center of Repair: X (in)	Center of Repair: Y (in)	Width or Dia (in)	Height (in)	Length of Weld (in)	Area of PP (sq in)	EEI repair No.	Repair No. on Plate	Repair Type (Patch, Weld, Other)
			Location in Tank	Shell Course	Plate Number			X Coordinate (in)	Y Coordinate (in)	Method	Indication Type																					
8/28/2017	14	14-ER-E3-14-108-30	ER	E3	14		5	108	30	VT	BULGE	B			108	30	VT	BULGE	B	NR													
8/28/2017	14	14-ER-E3-14-152-60	ER	E3	14		6	152	60	VT	P	P			152	60	VT	P	RI	R			2" HWR		152	60	2	0	2		14-ER-E3-14-152-60-5	5	WR
8/28/2017	14	14-ER-E3-14-182-60	ER	E3	14		7	182	60	VT	P	P			182	60	VT	P	RI	R			2" HWR		182	60	2	0	2		14-ER-E3-14-182-60-6	6	WR
8/28/2017	14	14-ER-E3-14-190-60	ER	E3	14		8	190	60	BFET	WI	WI			190	60	VT	WI	WI	R			3" HWR		190	60	3	0	3		14-ER-E3-14-190-60-7	7	WR
8/28/2017	14	14-ER-E3-14-201-60	ER	E3	14		9	201	60	VT	P	P			201	60	VT	P	RI	R			4" HWR		201	60	4	0	4		14-ER-E3-14-201-60-8	8	WR
8/28/2017	14	14-ER-E3-15-80-60	ER	E3	15		1	80	60	BFET	WI	WI			80	60	VT	WI	WI	R			2" HWR		80	60	2	0	2		14-ER-E3-15-80-60-1	1	WR
8/28/2017	14	14-ER-E3-15-88-60	ER	E3	15		2	88	60	VT	P	P			88	60	VT	P	RI	R			2" HWR		88	60	2	0	2		14-ER-E3-15-88-60-2	2	WR
8/28/2017	14	14-ER-E3-15-113-60	ER	E3	15		3	113	60	VT	P	P			113	60	VT	P	RI	R			2" HWR		113	60	2	0	2		14-ER-E3-15-113-60-3	3	WR
8/28/2017	14	14-ER-E3-15-128-60	ER	E3	15		4	128	60	VT	P	P			128	60	VT	P	RI	R			3" HWR		128	60	3	0	3		14-ER-E3-15-128-60-4	4	WR
8/28/2017	14	14-ER-E3-15-137-60	ER	E3	15		5	137	60	BFET	WI	WI			137	60	VT	WI	WI	R			2" HWR		137	60	2	0	2		14-ER-E3-15-137-60-5	5	WR
8/28/2017	14	14-ER-E3-15-130-0	ER	E3	15		6	130	0	VT	P	P			130	0	VT	P	RI	R			2" HWR		130	0	2	0	2		14-ER-E3-15-130-0-6	6	WR
8/28/2017	14	14-ER-E3-15-134-0	ER	E3	15		7	134	0	VT	P	P			134	0	VT	P	RI	R			6" HWR		134	0	6	0	6		14-ER-E3-15-134-0-7	7	WR
8/28/2017	14	14-ER-E3-15-137-0	ER	E3	15		8	137	0	BFET	WI	WI			137	0	VT	WI	WI	R			6" HWR		137	0	6	0	6		14-ER-E3-15-137-0-8	8	WR
8/28/2017	14	14-ER-E3-15-142-0	ER	E3	15		9	142	0	VT	P	P			142	0	VT	P	RI	R			2" HWR		142	0	2	0	2		14-ER-E3-15-142-0-9	9	WR
8/28/2017	14	14-ER-E3-15-152-15	ER	E3	15		10	152	15	VT	DENT	D			152	15	VT	DENT	D	R			6"H X 6"V PP		152	15	6	0	18.84956	28.27433	14-ER-E3-15-152-15-10	10	PP
8/28/2017	14	14-ER-E3-15-163-60	ER	E3	15		11	163	60	VT	P	P			163	60	VT	P	RI	R			2" HWR		163	60	2	0	2		14-ER-E3-15-163-60-11	11	WR
8/28/2017	14	14-ER-E3-15-180-60	ER	E3	15		12	180	60	VT	P	P			180	60	VT	P	RI	R			2" HWR		180	60	2	0	2		14-ER-E3-15-180-60-12	12	WR
8/28/2017	14	14-ER-E3-15-208-60	ER	E3	15		13	208	60	BFET	WI	WI			208	60	VT	WI	WI	R			2" HWR		208	60	2	0	2		14-ER-E3-15-208-60-13	13	WR
8/28/2017	14	14-ER-E3-15-199-55	ER	E3	15		14	199	55	LFET	BC	BC	0.168		199	55	PAUT	BC	BC	NR	0.194		UT OK										
8/28/2017	14	14-ER-E3-15-201-46	ER	E3	15		15	201	46	VT	BULGE	B			201	46	VT	BULGE	B	NR													
8/28/2017	14	14-ER-E3-15-208-0	ER	E3	15										208	0	VT	P,UC	RI	R			2"HWR		208	0	2	0	2		14-ER-E3-15-208-0-14	14	WR
8/19/2017	14	14-ER-E2-1-161-56	ER	E2	1		Testex reported no indications								161	56	VT	P	RI	R			2"HWR		161	56	2	0	2		14-ER-E2-1-161-56-1	1	WR
8/19/2017	14	14-ER-E2-2-130-55	ER	E2	2		1	130	55	VT	P	P			130	55	VT	LOF,RI	LOF	R			9" HWR		124	60	9	0	9		14-ER-E2-2-124-60-1	1	WR
8/19/2017	14	14-ER-E2-2-194-55	ER	E2	2		2	194	55	VT	P	P			194	55	VT	LOF	LOF	R			9" HWR		188	60	9	0	9		14-ER-E2-2-188-60-2	2	WR
8/19/2017	14	14-ER-E2-2-208-55	ER	E2	2		3	208	55	VT	P	P			208	55	VT	P	RI	R			9" HWR		203	60	9	0	9		14-ER-E2-2-203-60-3	3	WR
8/19/2017	14	14-ER-E2-2-132-52	ER	E2	2		4	132	52	LFET	BC	BC	0.195		132	52	PAUT	BC	BC	NR			tr > .160										
8/19/2017	14	14-ER-E2-2-125-33	ER	E2	2	N									125	33				N/A			MF: 3"Dia. GN										
8/19/2017	14	14-ER-E2-2-128-42	ER	E2	2	N									128	42				N/A			MF: 3"Dia. GN										
8/19/2017	14	14-ER-E2-2-199-54	ER	E2	2	N									199	54				N/A			MF: 3"Dia. GN										
8/19/2017	14	14-ER-E2-2-200-57	ER	E2	2	PP									200	57				N/A			MF: 4" Dia. PP										
8/19/2017	14	14-ER-E2-2-211-57	ER	E2	2										211	57	VT	LOF,RI	LOF	R			Re-weld weld patch, ~6 VWR		211	57	0	6	6		14-ER-E2-2-211-57-4	4	WR
8/19/2017	14	14-ER-E2-2-62-14	ER	E2	2										62	14	VT	GOUGE	G	R			SG 4" VWR		62	14	0	4	4		14-ER-E2-2-62-14-6	6	WR
8/19/2017	14	14-ER-E2-2-72-0	ER	E2	2										72	0	VT	RI	RI	R			4" VWR		72	0	0	4	4		14-ER-E2-2-72-0-5	5	WR
8/19/2017	14	14-ER-E2-3-58-55	ER	E2	3		3	58	55	VT	P	P			58	55	VT	P	RI	R			18" HWR		56	60	18	0	18		14-ER-E2-3-56-60-1	1	WR
8/19/2017	14	14-ER-E2-3-93-55	ER	E2	3		4	93	55	VT	P	P			93	55	VT	P	RI	R			8" HWR		93	55	8	0	8		14-ER-E2-3-93-55-2	2	WR
8/19/2017	14	14-ER-E2-3-0-131	ER	E2	3		5	0	131	VT	P	P			0	131	VT	LOF,RI	LOF	R			12" HWR		235	0	12	0	12		14-ER-E2-3-235-0-3	3	WR
8/19/2017	14	14-ER-E2-3-240-1	ER	E2	3		6	240	1	VT	P	P			240	1	VT	LOF,RI	LOF	R			Re-weld PL Int, 10"VWR X 2		240	1	0	10	10		14-ER-E2-3-240-1-4	4	WR
8/19/2017	14	14-ER-E2-3-232-32	ER	E2	3		7	232	32	LFET	BC	BC	0.11		232	32	PAUT	BC	BC	R			tr<=0.160, 16"H X 20"V TSPP		232	32	16	20	72	320	14-ER-E2-3-232-32-5	5	PP
8/19/2017	14	14-ER-E2-3-123-2	ER	E2	3										123	2	VT	GOUGE	G	R			SG 4"VWR		123	2	0	4	4		14-ER-E2-3-123-2-6	6	WR
8/19/2017	14	14-ER-E2-3-151-20	ER	E2	3										151	20	VT	GOUGE	G	R			SG 4"VWR		151	20	0	4	4		14-ER-E2-3-151-20-7	7	WR
8/19/2017	14	14-ER-E2-3-170-6	ER	E2	3										170	6	VT	GOUGE	G	R			SG 4"VWR		170	6	0	4	4		14-ER-E2-3-170-6-8	8	WR
8/19/2017	14	14-ER-E2-3-180-34	ER	E2	3										180	34	VT	P	RI	R			Re-weld GN, ~12" CWR		180	34	12	0	12		14-ER-E2-3-180-34-9	9	WR
8/19/2017	14	14-ER-E2-3-235-42	ER	E2	3										235	42	VT	RI	RI	R			Re-weld GN, ~5" CWR		235	42	5	0	5		14-ER-E2-3-235-42-10	10	WR
8/19/2017	14	14-ER-E2-3-235-33	ER	E2	3										235	33	VT	LOF	LOF	R			Re-weld GN, ~5" CWR		235	33	5	0	5		14-ER-E2-3-235-33-11	11	WR
8/19/2017	14	14-ER-E2-3-198-60	ER	E2	3										198	60	VT	LOF,RI	LOF	R			7"HWR		198	60	7	0	7		14-ER-E2-3-198-60-12	12	WR
8/19/2017	14	14-ER-E2-3-207-9	ER	E2	3										207	9	VT	DENT	D	R			16"H X 16"V TSPP		207	9	16	16	64	256	14-ER-E2-3-207-9-13	13	PP
8/19/2017	14	14-ER-E2-3-185-60	ER	E2	3										185	60	VT	LOF	LOF	R			7" HWR		185	60	7	0	7		14-ER-E2-3-185-60-14	14	WR
8/19/2017	14	14-ER-E2-3-172-60	ER	E2	3										172	60	VT	RI	RI	R			4" HWR		172	60	4	0	4		14-ER-E2-3-172-60-15	15	WR
8/19/2017	14	14-ER-E2-3-144-60	ER	E2	3										144	60	VT	P	RI	R			5" HWR		144	60	5	0	5		14-ER-E2-3-144-60-16	16	WR
8/19/2017	14	14-ER-E2-3-8-0	ER	E2	3		1	8	0	BFET	WI	WI			8	0	VT	WI	WI	NR													
8/19/2017	14	14-ER-E2-3-64-0	ER	E2	3		2	64	0	BFET	WI	WI			64	0	VT	WI	WI	NR													
8/19/2017	14	14-ER-E2-3-6-42	ER	E2	3	N									6	42				N/A			MF: 3"Dia. GN										
8/19/2017	14	14-ER-E2-3-6-33	ER	E2	3	N									6	33				N/A			MF: 3"Dia. GN										
8/19/2017	14	14-ER-E2-3-72-33	ER	E2	3	N									72	33				N/A			MF: 3"Dia. GN										
8/19/2017	14	14-ER-E2-3-133-42	ER	E2	3	N									133	42				N/A			MF: 3"Dia. GN										

BWS031659

RDHLCC0028128

			Shell Location			Master Features Legend	TesTex NDE							EEI NDE								Notes	Photo Links	Recommended Repairs								Repair Type Legend
Date	Tank No.	Overall ID	General Location			Master Feature	TesTex Indication ID on Plate	TexTex Reported Indication Location		TesTex NDE		SIMPLIFIED INDICATION TYPE	Minimum Wall Thickness (in)	Depth of Topside Indication(in)	Center of indication: X (in)	Center of indication: Y (in)	Method	Indication Type	SIMPLIFIED INDICATION TYPE	EEI Recommendation (Repair or No Repair)	Minimum Thickness (in)	Depth (in)			Center of Repair: X (in)	Center of Repair: Y (in)	Width or Dia (in)	Height (in)	Length of Weld (in)	Area of PP (sq in)	EEI repair No.	Repair No. on Plate	Repair Type (Patch, Weld, Other)
			Location in Tank	Shell Course	Plate Number			X Coordinate (in)	Y Coordinate (in)	Method	Indication Type																					
8/19/2017	14	14-ER-E2-3-134-33	ER	E2	3	N									134	33				N/A			MF: 3"Dia. GN										
8/19/2017	14	14-ER-E2-4-0-29	ER	E2	4		1	0	29	BFET	WI	WI			0	29	VT	WI	WI	NR													
8/19/2017	14	14-ER-E2-4-68-55	ER	E2	4		2	68	55	VT	P	P			68	55	VT	P	RI	R			4" HWR		68	55	4	0	4		14-ER-E2-4-68-55-1	1	WR
8/19/2017	14	14-ER-E2-4-90-41	ER	E2	4		3	90	41	VT	DENT	D			90	41	VT	DENT	D	R			8"H X 8"V PP		90	41	8	8	32	64	14-ER-E2-4-90-41-2	2	PP
8/19/2017	14	14-ER-E2-4-119-9	ER	E2	4		4	119	9	VT	DENT	D			119	9	VT	DENT	D	R			12"H X 12"V PP		119	9	12	12	48	144	14-ER-E2-4-119-9-3	3	PP
8/19/2017	14	14-ER-E2-4-116-0	ER	E2	4		5	116	0	BFET	WI	WI			116	0	VT	WI	WI	NR													
8/19/2017	14	14-ER-E2-4-116.5-55	ER	E2	4		6	113-120	55	VT	P	P			116.5	55	VT	P	RI	R			37" HWR		118	60	37	0	37		14-ER-E2-4-118-60-4	4	WR
8/19/2017	14	14-ER-E2-4-123-41	ER	E2	4		7	123	41	VT	DENT	D			123	41	VT	DENT	D	R			8"H X 8"V PP		123	41	8	8	32	64	14-ER-E2-4-123-41-5	5	PP
8/19/2017	14	14-ER-E2-4-132-48	ER	E2	4		8	132	48	VT	DENT	D			132	48	VT	DENT	D	NR													
8/19/2017	14	14-ER-E2-4-130-55	ER	E2	4		9	130	55	VT	P	P			130	55	VT	P	RI	R					118	60	37	0	37		14-ER-E2-4-118-60-4	4	WR
8/19/2017	14	14-ER-E2-4-155-7	ER	E2	4		10	155	7	VT	TS	TS		0.156	155	7	VT	TS	TS	R			30"H X 20"V TSPP		157	10	30	20	100	600	14-ER-E2-4-157-10-6	6	PP
8/19/2017	14	14-ER-E2-4-153-12	ER	E2	4		11	153	12	VT	TS	TS		0.156	153	12	VT	TS	TS	R					157	10	30	20	100	600	14-ER-E2-4-157-10-6	6	PP
8/19/2017	14	14-ER-E2-4-188-7	ER	E2	4		12	188	7	VT	TS	TS		0.156	188	7	VT	TS	TS	R			10"H X 10"V TSPP		188	7	10	10	40	100	14-ER-E2-4-188-7-7	7	PP
8/19/2017	14	14-ER-E2-4-76-34	ER	E2	4	N									76	34				N/A			MF: 3" Dia. GN										
8/19/2017	14	14-ER-E2-4-129-42	ER	E2	4	N									129	42				N/A			MF: 3" Dia. GN										
8/19/2017	14	14-ER-E2-4-129-33	ER	E2	4	N									129	33				N/A			MF: 3" Dia. GN										
8/19/2017	14	14-ER-E2-4-186-34	ER	E2	4	N									186	34				N/A			MF: 3" Dia. GN										
8/19/2017	14	14-ER-E2-4-111-22	ER	E2	4	BRACKET									111	22				N/A			MF: PL Anchor										
8/19/2017	14	14-ER-E2-4-111-15	ER	E2	4	BRACKET									111	15				N/A			MF: PL Anchor										
8/19/2017	14	14-ER-E2-4-0-0	ER	E2	4										0	0	VT	LOF	LOF	R			Re-weld PL Int (~8"VWR X 2) + End C		0	0	3	8	11		14-ER-E2-4-0-0-10	10	WR
8/19/2017	14	14-ER-E2-4-177-60	ER	E2	4										177	60	VT	P	RI	R			8" HWR		177	60	8	0	8		14-ER-E2-4-177-60-8	8	WR
8/19/2017	14	14-ER-E2-4-234-54	ER	E2	4										234	54	VT	DENT	D	R			6"H X 6"V PP		234	54	6	0	18.84956	28.27433	14-ER-E2-4-234-54-9	9	PP
8/19/2017	14	14-ER-E2-4-240-0	ER	E2	4										240	0	VT	LOF	LOF	R			Re-weld PL Int (~8"VWR X 2) + End C		240	0	3	8	11		14-ER-E2-4-240-0-11	11	WR
8/23/2017	14	14-ER-E2-5-32-38	ER	E2	5		1	16-48	16-60	VT	BULGE	B			32	38	VT	BULGE	B	NR													
8/23/2017	14	14-ER-E2-5-0-0	ER	E2	5		2	0	0	VT	P	P			0	0	VT	P	RI	R			Re-weld PL int (~8" VWR X 2) + End C		0	0	3	8	11		14-ER-E2-5-0-0-1	1	WR
8/23/2017	14	14-ER-E2-5-69-16	ER	E2	5		3	69	16	VT	TS	TS		0.156	69	16	VT	TS	TS	R			12"H X 12"V PP		69	18	12	12	48	144	14-ER-E2-5-69-18-2	2	PP
8/23/2017	14	14-ER-E2-5-41.5-37.5	ER	E2	5		4	72-11	15-60	VT	BULGE	B			41.5	37.5	VT	BULGE	B	NR													
8/23/2017	14	14-ER-E2-5-78-76	ER	E2	5		5	78	76	VT	DENT	D			78	76	VT	DENT	D	R			6"H X 6"V PP		78	76	6	0	18.84956	28.27433	14-ER-E2-5-78-76-3	3	PP
8/23/2017	14	14-ER-E2-5-105-45	ER	E2	5		6	105	45	VT	DENT	D			105	45	VT	DENT	D	NR													
8/23/2017	14	14-ER-E2-5-15-42	ER	E2	5	N									15	42				N/A			MF: 3" Dia. GN										
8/23/2017	14	14-ER-E2-5-15-33	ER	E2	5	N									15	33				N/A			MF: 3" Dia. GN										
8/23/2017	14	14-ER-E2-5-58-34	ER	E2	5	N									58	34				N/A			MF: 3" Dia. GN										
8/23/2017	14	14-ER-E2-5-124-42	ER	E2	5	N									124	42				N/A			MF: 3" Dia. GN										
8/23/2017	14	14-ER-E2-5-124-33	ER	E2	5	N									124	33				N/A			MF: 3" Dia. GN										
8/23/2017	14	14-ER-E2-5-180-34	ER	E2	5	N									180	34				N/A			MF: 3" Dia. GN										
8/23/2017	14	14-ER-E2-5-11-1	ER	E2	5										11	1	VT	GOUGE	G	R			SG 4" HWR		11	1	4	0	4		14-ER-E2-5-11-1-4	4	WR
8/23/2017	14	14-ER-E2-5-122-0	ER	E2	5										122	0	VT	RI	RI	R			4" VWR X 2		122	0	0	4	4		14-ER-E2-5-122-0-7	7	WR
8/23/2017	14	14-ER-E2-5-126-4	ER	E2	5										126	4	VT	ENT,GOUG	G	R			16"H X 8"V TSPP		126	4	16	8	48	128	14-ER-E2-5-126-4-8	8	TSPP
8/23/2017	14	14-ER-E2-5-34-5	ER	E2	5										34	5	VT	ENT,GOUG	G	R			20"H X 10"V TSPP		34	5	20	10	60	200	14-ER-E2-5-34-5-5	5	TSPP
8/23/2017	14	14-ER-E2-5-94-60	ER	E2	5										94	60	VT	RI	RI	R			4" HWR		94	60	4	0	4		14-ER-E2-5-94-60-6	6	WR
8/26/2017	14	14-ER-E2-6-39-38	ER	E2	6		1	39	38	VT	DENT	D			39	38	VT	DENT	D	R			8"H X 8"V PP		39	38	8	8	32	64	14-ER-E2-6-39-38-1	1	PP
8/26/2017	14	14-ER-E2-6-5-44	ER	E2	6		2	5	44	VT	P	P			5	44	VT	P	RI	R			MF: 3" Dia. GN WR, ~8" CWR		5	44	8	0	8		14-ER-E2-6-5-44-2	2	WR
8/26/2017	14	14-ER-E2-6-127-44	ER	E2	6		3	127	44	VT	P	P			127	44	VT	P	RI	R			MF: Re-weld 3"Dia. GN, ~24"CWR		126	42	12	12	24		14-ER-E2-6-126-42-3	3	WR
8/26/2017	14	14-ER-E2-6-128-36	ER	E2	6		4	128	36	VT	P	P			128	36	VT	P	RI	R			MF: Re-weld 3"Dia. GN, ~24"CWR		126	33	12	12	24		14-ER-E2-6-126-33-4	4	WR
8/26/2017	14	14-ER-E2-6-145-51	ER	E2	6		5	126-164	42-60	VT	BULGE	B			145	51	VT	BULGE	B	NR													
8/26/2017	14	14-ER-E2-6-136-47	ER	E2	6		6	136	47	VT	DENT	D			136	47	VT	DENT	D	R			8"H X 8"V PP		136	47	8	8	32	64	14-ER-E2-6-136-47-5	5	PP
8/26/2017	14	14-ER-E2-6-4-33	ER	E2	6	N									4	33	VT			N/A			MF: 3" Dia. GN										
8/26/2017	14	14-ER-E2-6-47-44	ER	E2	6	PP									47	44	VT			N/A			MF: 4" Dia. PP										
8/26/2017	14	14-ER-E2-6-67-34	ER	E2	6	N									67	34	VT			N/A			MF: 3" Dia. GN										
8/26/2017	14	14-ER-E2-6-180-34	ER	E2	6	N									180	34	VT			N/A			MF: 3" Dia. GN										
8/26/2017	14	14-ER-E2-6-233-42	ER	E2	6	N									233	42	VT			N/A			MF: 3" Dia. GN										
8/26/2017	14	14-ER-E2-6-233-33	ER	E2	6	N									233	33	VT			N/A			MF: 3" Dia. GN										
8/26/2017	14	14-ER-E2-6-183-10	ER	E2	6										183	10	VT	DENT	D	R			12"H X 12"V PP		183	10	12	12	48	144	14-ER-E2-6-183-10-13	13	PP
8/26/2017	14	14-ER-E2-6-209-26	ER	E2	6										209	26	VT	GOUGE	G	R			SG 4"HWR		209	26	4	0	4		14-ER-E2-6-209-26-12	12	WR
8/26/2017	14	14-ER-E2-6-21-3	ER	E2	6										21	3	VT	GOUGE	G	R			SG 4"HWR		21	3	4	0	4		14-ER-E2-6-21-3-7	7	WR

BWS031660

RDHLCC0028129

			Shell Location			Master Features Legend	TesTex NDE							EEI NDE								Notes	Photo Links	Recommended Repairs								Repair Type Legend
Date	Tank No.	Overall ID	General Location			Master Feature	TesTex Indication ID on Plate	TexTex Reported Indication Location		TesTex NDE		SIMPLIFIED INDICATION TYPE	Minimum Wall Thickness (in)	Depth of Topside Indication(in)	Center of Indication: X (in)	Center of Indication: Y (in)	Method	Indication Type	SIMPLIFIED INDICATION TYPE	EEI Recommendation (Repair or No Repair)	Minimum Thickness (in)	Depth (in)			Center of Repair: X (in)	Center of Repair: Y (in)	Width or Dia (in)	Height (in)	Length of Weld (in)	Area of PP (sq in)	EEI repair No.	Repair No. on Plate	Repair Type (Patch, Weld, Other)
			Location in Tank	Shell Course	Plate Number			X Coordinate (in)	Y Coordinate (in)	Method	Indication Type																					
8/26/2017	14	14-ER-E2-6-213-9	ER	E2	6										213	9	VT	GOUGE	G	R			SG 4"VWR		213	9	0	4	4		14-ER-E2-6-213-9-14	14	WR
8/26/2017	14	14-ER-E2-6-240-60	ER	E2	6										240	60	VT	P	RI	R			2"H X 2"V WR		240	60	2	2	4		14-ER-E2-6-240-60-15	15	WR
8/26/2017	14	14-ER-E2-6-56-9	ER	E2	6										56	9	VT	GOUGE	G	R			SG 4"VWR		56	9	0	4	4		14-ER-E2-6-56-9-8	8	WR
8/26/2017	14	14-ER-E2-6-76-0	ER	E2	6										76	0	VT	P	RI	R			4"VWR		76	0	0	4	4		14-ER-E2-6-76-0-9	9	WR
8/26/2017	14	14-ER-E2-6-84-9	ER	E2	6										84	9	VT	GOUGE	G	R			SG 4"VWR		84	9	0	4	4		14-ER-E2-6-84-9-10	10	WR
8/26/2017	14	14-ER-E2-6-87-21	ER	E2	6										87	21	VT	DENT	D	R			6"H X 6"V PP		87	21	6	0	18.84956	28.27433	14-ER-E2-6-87-21-11	11	PP
8/26/2017	14	14-ER-E2-6-9-14	ER	E2	6										9	14	VT	GOUGE	G	R			SG 4"VWR		9	14	0	4	4		14-ER-E2-6-9-14-6	6	WR
8/31/2017	14	14-ER-E2-7-25.5-43.5	ER	E2	7		1	0-51	27-60	LFET	BC	BC	0.122		25.5	43.5	PAUT	BC	BC	R			tr<=0.160, 140"H X 60"V full-height P		70	30	140	60	400	8400	14-ER-E2-7-70-30-1	1	PP
8/31/2017	14	14-ER-E2-7-148.5-32.5	ER	E2	7		2	129-168	12-53	VT	BULGE	B			148.5	32.5	VT	BULGE	B	R					70	30	140	60	400	8400	14-ER-E2-7-70-30-1	1	PP
8/31/2017	14	14-ER-E2-7-151.5-36.5	ER	E2	7		3	149-154	32-41	VT	DENT	D			151.5	36.5	VT	DENT	D	R					70	30	140	60	400	8400	14-ER-E2-7-70-30-1	1	PP
8/31/2017	14	14-ER-E2-7-116-34	ER	E2	7		4	116	34	VT	P	P			116	34	VT	P	RI	R					70	30	140	60	400	8400	14-ER-E2-7-70-30-1	1	PP
8/31/2017	14	14-ER-E2-7-116.5-54	ER	E2	7		5	105-128	48-60	VT	BULGE	B			116.5	54	VT	BULGE	B	R					70	30	140	60	400	8400	14-ER-E2-7-70-30-1	1	PP
8/31/2017	14	14-ER-E2-7-99-60	ER	E2	7		6	99	60	VT	P	P			99	60	VT	P	RI	R					70	30	140	60	400	8400	14-ER-E2-7-70-30-1	1	PP
8/31/2017	14	14-ER-E2-7-237.5-54	ER	E2	7		7	235-240	48-60	LFET	BC	BC	0.18		237.5	54	PAUT	BC	BC	R			tr<=0.160, 60"H X 60"V full-height PP		210	30	60	60	240	3600	14-ER-E2-7-210-30-2	2	PP
8/31/2017	14	14-ER-E2-7-55-33	ER	E2	7	N									55	33				N/A			MF: 3"Dia. GN										
8/31/2017	14	14-ER-E2-7-107-42	ER	E2	7	N									107	42				N/A			MF: 3"Dia. GN										
8/31/2017	14	14-ER-E2-7-107-33	ER	E2	7	N									107	33				N/A			MF: 3"Dia. GN										
8/31/2017	14	14-ER-E2-7-163-34	ER	E2	7	N									163	34				N/A			MF: 3"Dia. GN										
8/31/2017	14	14-ER-E2-7-234-43	ER	E2	7	N									234	43				N/A			MF: 3"Dia. GN										
8/31/2017	14	14-ER-E2-7-234-34	ER	E2	7	N									234	34				N/A			MF: 3"Dia. GN										
8/31/2017	14	14-ER-E2-7-240-4	ER	E2	7										240	4	VT	RI	RI	R			End CP WR, ~6"VWR X 2		240	4	0	6	6		14-ER-E2-7-240-4-3	3	WR
9/6/2017	14	14-ER-E2-8-0-7	ER	E2	8		1	0	7	VT	P	P			0	7	VT	P	RI	R			End CP WR, ~6"VWR X 2		0	7	0	6	6		14-ER-E2-8-0-7-1	1	WR
9/6/2017	14	14-ER-E2-8-12-57	ER	E2	8		2	12	57	VT	P	P			12	57	VT	P	RI	R			MF: PP, 4"VWR		12	57	0	4	4		14-ER-E2-8-12-57-2	2	WR
9/6/2017	14	14-ER-E2-8-88.5-25	ER	E2	8		3	72-105	0-50	VT	BULGE	B			88.5	25	VT	BULGE	B	NR													
9/6/2017	14	14-ER-E2-8-109-42	ER	E2	8	PP									109	42				N/A			MF: PP										
9/6/2017	14	14-ER-E2-8-116-42	ER	E2	8	N									116	42				N/A			MF: 3" Dia. GN										
9/6/2017	14	14-ER-E2-8-116-34	ER	E2	8	N									116	34				N/A			MF: 3" Dia. GN										
9/6/2017	14	14-ER-E2-8-163-34	ER	E2	8	N									163	34				N/A			MF: 3" Dia. GN										
9/6/2017	14	14-ER-E2-8-214-42	ER	E2	8	N									214	42				N/A			MF: 3" Dia. GN										
9/6/2017	14	14-ER-E2-8-105-0	ER	E2	8										105	0	VT	RI	RI	R			5" HWR		105	0	5	0	5		14-ER-E2-8-105-0-5	5	WR
9/6/2017	14	14-ER-E2-8-180-4	ER	E2	8										180	4	VT	DENT	D	R			8"H X 8"V TSPP		180	4	8	8	32	64	14-ER-E2-8-180-4-6	6	TSPP
9/6/2017	14	14-ER-E2-8-214-34	ER	E2	8										214	34	VT	LOF	LOF	R			MF: 3" Dia. GN, ~6" HWR underside		214	34	6	0	6		14-ER-E2-8-214-34-7	7	WR
9/6/2017	14	14-ER-E2-8-35-1	ER	E2	8										35	1	VT	BC,RI	BC	R			tr<=0.160, 24"H X 12"V TSPP		36	6	24	12	72	288	14-ER-E2-8-36-6-4	4	TSPP
9/6/2017	14	14-ER-E2-8-60-34	ER	E2	8										60	34	VT	P	RI	R			MF: 3" Dia. GN, ~6"VWR LHS of GN		60	34	0	6	6		14-ER-E2-8-60-34-3	3	WR
9/14/2017	14	14-ER-E2-9-148.5-55.5	ER	E2	9		1	137-160	51-60	LFET	BC	BC	0.153		148.5	55.5	PAUT	BC	BC	R			tr<=0.160, 156"X60" full height PP @		162	30	156	60	216		14-ER-E2-9-162-30-1	1	WR
9/14/2017	14	14-ER-E2-9-151.5-35.5	ER	E2	9		2	145-158	30-41	LFET	BC	BC	0.157		151.5	35.5	PAUT	BC	BC	R			tr<=0.160		162	30	156	60	216		14-ER-E2-9-162-30-1	1	WR
9/14/2017	14	14-ER-E2-9-147.5-6	ER	E2	9		3	143-152	0-12	LFET	BC	BC	0.152		147.5	6	PAUT	BC	BC	R			tr<=0.160		162	30	156	60	216		14-ER-E2-9-162-30-1	1	WR
9/14/2017	14	14-ER-E2-9-167-4.5	ER	E2	9		4	160-174	0-9	LFET	BC	BC	0.169		167	4.5	PAUT	BC	BC	R			tr<=0.160		162	30	156	60	216		14-ER-E2-9-162-30-1	1	WR
9/14/2017	14	14-ER-E2-9-197-46	ER	E2	9		5	197	46	LFET	BC	BC	0.175		197	46	PAUT	BC	BC	R			tr<=0.160		162	30	156	60	216		14-ER-E2-9-162-30-1	1	WR
9/14/2017	14	14-ER-E2-9-201-45	ER	E2	9		6	201	45	VT	P	P			201	45	VT	P	RI	R					162	30	156	60	216		14-ER-E2-9-162-30-1	1	WR
9/14/2017	14	14-ER-E2-9-204-37	ER	E2	9		7	204	37	VT	P	P			204	37	VT	P	RI	R					162	30	156	60	216		14-ER-E2-9-162-30-1	1	WR
9/14/2017	14	14-ER-E2-9-232-3	ER	E2	9		8	224-240	0-6	LFET	BC	BC	0.152		232	3	PAUT	BC	BC	R			tr<=0.160		162	30	156	60	216		14-ER-E2-9-162-30-1	1	WR
9/14/2017	14	14-ER-E2-9-208-53	ER	E2	9		9	208	53	LFET	BC	BC	0.175		208	53	PAUT	BC	BC	R			tr<=0.160		162	30	156	60	216		14-ER-E2-9-162-30-1	1	WR
9/14/2017	14	14-ER-E2-9-0-12	ER	E2	9		10	0	10-14	VT	P	P			0	12	VT	P	RI	R			RW the backs		0	12	0	0	0		14-ER-E2-9-0-12-2	2	WR
9/14/2017	14	14-ER-E2-9-0-22	ER	E2	9		11	0	22	VT	P	P			0	22	VT	P	RI	R					0	12	0	0	0		14-ER-E2-9-0-12-2	2	WR
9/14/2017	14	14-ER-E2-9-35-36	ER	E2	9		12	35	36	LFET	BC	BC	0.188		35	36	PAUT	BC	BC	NR			tr > .160										
9/14/2017	14	14-ER-E2-9-36-60	ER	E2	9		13	36	60	VT	P	P			36	60	VT	P	RI	NR			NR										
9/14/2017	14	14-ER-E2-9-47-60	ER	E2	9		14	47	60	VT	P	P			47	60	VT	P	RI	NR			NR										
9/14/2017	14	14-ER-E2-9-55-60	ER	E2	9		15	55	60	VT	P	P			55	60	VT	P	RI	R			6" HWR		55	60	6	0	6		14-ER-E2-9-55-60-3	3	WR
9/14/2017	14	14-ER-E2-9-72-24	ER	E2	9		16	72	24	VT	Dent	D			72	24	VT	DENT	D	R			6X6 PP		72	24	6	6	12		14-ER-E2-9-72-24-4	4	WR
9/14/2017	14	14-ER-E2-9-97-44	ER	E2	9		17	88-106	31-57	LFET	BC	BC	0.077		97	44	PAUT	BC	BC	R			tr<=0.160, see repair #1		162	30	156	60	216		14-ER-E2-9-162-30-1	1	WR
9/14/2017	14	14-ER-E2-9-94-33	ER	E2	9		18	94	33	BFET	WI	WI			94	33	VT	WI	WI	R			see repair #1		162	30	156	60	216		14-ER-E2-9-162-30-1	1	WR
9/14/2017	14	14-ER-E2-9-107.5-15	ER	E2	9		19	103-112	6_24	LFET	BC	BC	0.157		107.5	15	PAUT	BC	BC	R			tr<=0.160, see repair #1		162	30	156	60	216		14-ER-E2-9-162-30-1	1	WR
9/14/2017	14	14-ER-E2-9-129-56	ER	E2	9		20	120-138	53-59	LFET	BC	BC	0.132		129	56	PAUT	BC	BC	R			tr<=0.160, see repair #1		162	30	156	60	216		14-ER-E2-9-162-30-1	1	WR
	14	14-ER-E2-9-40-34	ER	E2	9	N									40	34				N/A			3" N										

			Shell Location			Master Features Legend	TesTex NDE							EEI NDE								Notes	Photo Links	Recommended Repairs								Repair Type Legend
Date	Tank No.	Overall ID	General Location			Master Feature	TesTex Indication ID on Plate	TexTex Reported Indication Location		TesTex NDE		SIMPLIFIED INDICATION TYPE	Minimum Wall Thickness (in)	Depth of Topside Indication(in)	Center of Indication: X (in)	Center of Indication: Y (in)	Method	Indication Type	SIMPLIFIED INDICATION TYPE	EEI Recommendation (Repair or No Repair)	Minimum Thickness (in)	Depth (in)			Center of Repair: X (in)	Center of Repair: Y (in)	Width or Dia (in)	Height (in)	Length of Weld (in)	Area of PP (sq in)	EEI repair No.	Repair No. on Plate	Repair Type (Patch, Weld, Other)
			Location in Tank	Shell Course	Plate Number			X Coordinate (in)	Y Coordinate (in)	Method	Indication Type																					
	14	14-ER-E2-9-96-42	ER	E2	9	N									96	42				N/A			3" N										
	14	14-ER-E2-9-96-34	ER	E2	9	N									96	34				N/A			3" N										
	14	14-ER-E2-9-159-34	ER	E2	9	N									159	34				N/A			3" N										
	14	14-ER-E2-9-203-42	ER	E2	9	N									203	42				N/A			3" N										
	14	14-ER-E2-9-203-34	ER	E2	9	N									203	34				N/A			3" N										
	14	14-ER-E2-9-0-6	ER	E2	9										0	6	VT	P	RI	R			4" VWR		0	6	0	4	4		14-ER-E2-9-0-6-5	5	WR
	14	14-ER-E2-9-40-34	ER	E2	9	N									40	34	VT	P	RI	R			5" VWR RHS GN		40	34	18	0	18		14-ER-E2-9-40-34-6	6	wr
9/14/2017	14	14-ER-E2-10-116-38.5	ER	E2	10		1	98-134	22-55	VT	BULGE	B			116	38.5	VT	BULGE	B	NR			NR										
9/14/2017	14	14-ER-E2-10-231-8	ER	E2	10		2	222-240	0-16	VT	Dent	D			231	8	VT	DENT	D	NR			NR										
	14	14-ER-E2-10-30-34	ER	E2	10	N									30	34				N/A			3" N										
	14	14-ER-E2-10-80-42	ER	E2	10	N									80	42				N/A			3" N										
	14	14-ER-E2-10-80-34	ER	E2	10	N									80	34				N/A			3" N										
	14	14-ER-E2-10-140-34	ER	E2	10	N									140	34				N/A			3" N										
	14	14-ER-E2-10-185-41	ER	E2	10	N									185	41				N/A			3" N										
	14	14-ER-E2-10-185-34	ER	E2	10	N									185	34				N/A			3" N										
	14	14-ER-E2-10-176-48	ER	E2	10	PP									176	48				N/A			existing 3" PP										
	14	14-ER-E2-10-140-34	ER	E2	10										140	34	VT	P	RI	R			2" WR		140	34	0	2	2		14-ER-E2-10-140-34-1	1	WR
	14	14-ER-E2-10-240-2	ER	E2	10										240	2	VT	P	RI	R			4" VWR		240	2	0	4	4		14-ER-E2-10-240-2-2	2	WR
9/16/2017	14	14-ER-E2-11-102-46	ER	E2	11		1	102	46	VT	Dent	D			102	46	VT	DENT	D	NR			NR										
9/16/2017	14	14-ER-E2-11-230-6	ER	E2	11		2	230	6	VT	Dent	D			230	6	VT	DENT	D	NR			NR										
9/16/2017	14	14-ER-E2-11-9-8	ER	E2	11		3	0-18	0-16	VT	Dent	D			9	8	VT	DENT	D	NR			NR										
9/16/2017	14	14-ER-E2-11-60-55	ER	E2	11		4	50-70	50-60	VT	BULGE	B			60	55	VT	BULGE	B	NR			NR										
	14	14-ER-E2-11-104-34	ER	E2	11	N									104	34				N/A			3" N										
	14	14-ER-E2-11-154-41	ER	E2	11	N									154	41				N/A			3" N										
	14	14-ER-E2-11-154-34	ER	E2	11	N									154	34				N/A			3" N										
	14	14-ER-E2-11-212-31	ER	E2	11	N									212	31				N/A			3" N										
	14	14-ER-E2-11-14-4	ER	E2	11										14	4	VT	DENT	D	R			10X10 TSPP		14	4	10	10	40	100	14-ER-E2-11-14-4-2	2	TSPP
	14	14-ER-E2-11-172-10	ER	E2	11										172	10	VT	DENT	D	R			10X10 PP		172	10	10	10	40	100	14-ER-E2-11-172-10-3	3	PP
	14	14-ER-E2-11-208-11	ER	E2	11										208	11	VT	IF,LOF	LOF	R			16X16PP		208	11	16	16	64	256	14-ER-E2-11-208-11-4	4	PP
	14	14-ER-E2-11-43-56	ER	E2	11										43	56	VT	P	RI	R			2" WR		43	56	0	2	2		14-ER-E2-11-43-56-1	1	WR
9/13/2017	14	14-ER-E2-12-88-2	ER	E2	12		1	88	2	LFET	BC	BC	0.199		88	2	PAUT	BC	BC	NR			tr > .160										
9/13/2017	14	14-ER-E2-12-141-3	ER	E2	12		2	141	3	LFET	BC	BC	0.16		141	3	PAUT	BC	BC	R			tr<=0.160, 32" X 16" TSPP		141	3	32	16	96	512	14-ER-E2-12-141-3-1	1	TSPP
9/13/2017	14	14-ER-E2-12-132-35	ER	E2	12		3	132	35	LFET	BC	BC	0.066		132	35	PAUT	BC	BC	NR			tr > .160										
9/13/2017	14	14-ER-E2-12-186-51	ER	E2	12		4	186	51	LFET	BC	BC	0.104		186	51	PAUT	BC	BC	R			tr<=0.160, 22"X16" PP @185,53		185	53	22	16	76	352	14-ER-E2-12-185-53-2	2	PP
9/13/2017	14	14-ER-E2-12-202-38	ER	E2	12		5	202	38	LFET	BC	BC	0.149		202	38	PAUT	BC	BC	R			tr<=0.160, 36"X48" TSPP @203,36		203	36	36	48	168	1728	14-ER-E2-12-203-36-3	3	TSPP
9/13/2017	14	14-ER-E2-12-233-33	ER	E2	12		6	233	33	LFET	BC	BC	0.116		233	33	PAUT	BC	BC	R			tr<=0.160, 12" PP @230,29		230	29	12	12	48	144	14-ER-E2-12-230-29-4	4	PP
	14	14-ER-E2-12-22-42	ER	E2	12	N									22	42				N/A			3" N										
	14	14-ER-E2-12-21-34	ER	E2	12	N									21	34				N/A			3" N										
	14	14-ER-E2-12-69-34	ER	E2	12	N									69	34				N/A			3" N										
	14	14-ER-E2-12-129-41	ER	E2	12	N									129	41				N/A			3" N										
	14	14-ER-E2-12-129-34	ER	E2	12	N									129	34				N/A			3" N										
	14	14-ER-E2-12-195-34	ER	E2	12	N									195	34				N/A			3" N										
	14	14-ER-E2-12-229-41	ER	E2	12	N									229	41				N/A			3" N										
	14	14-ER-E2-12-229-34	ER	E2	12	N									229	34				N/A			3" N										
	14	14-ER-E2-12-191-34	ER	E2	12	N									191	34				N/A			3" N										
9/9/2017	14	14-ER-E2-13-92-41.5	ER	E2	13		1	92	27-56	LFET	BC	BC	0.106		92	41.5	PAUT	BC	BC	R			tr<=0.160, 42"X36" PP @91,44		91	44	42	44	172	1848	14-ER-E2-13-91-44-1	1	PP
9/9/2017	14	14-ER-E2-13-125-37	ER	E2	13		2	125	37	LFET	BC	BC	0.199		125	37	PAUT	BC	BC	NR			tr > .160										
9/9/2017	14	14-ER-E2-13-143-36	ER	E2	13		3	143	36	LFET	BC	BC	0.186		143	36	PAUT	BC	BC	R			tr<=0.160, 16X16 PP @ 150,34		150	34	16	16	64	256	14-ER-E2-13-150-34-2	2	PP
9/9/2017	14	14-ER-E2-13-216-28	ER	E2	13		4	192-240	0-56	LFET	BC	BC	0.107		216	28	PAUT	BC	BC	R			tr<=0.160, 78"X61" PP @201,26 to co		201	26	78	61	278	4758	14-ER-E2-13-201-26-3	3	PP
9/9/2017	14	14-ER-E2-13-48-42	ER	E2	13		5	48	42	VT	Dent	D			48	42	VT	DENT	D	NR			NR										
	14	14-ER-E2-13-45-34	ER	E2	13	N									45	34				N/A			3" N										
	14	14-ER-E2-13-93-42	ER	E2	13	N									93	42				N/A			3" N										
	14	14-ER-E2-13-93-34	ER	E2	13	N									93	34				N/A			3" N										
	14	14-ER-E2-13-156-34	ER	E2	13	N									156	34				N/A			3" N										
	14	14-ER-E2-13-203-42	ER	E2	13	N									203	42				N/A			3" N										

			Shell Location			Master Features Legend	TesTex NDE							EEI NDE								Notes	Photo Links	Recommended Repairs								Repair Type Legend
Date	Tank No.	Overall ID	General Location			Master Feature	TesTex Indication ID on Plate	TexTex Reported Indication Location		TesTex NDE		SIMPLIFIED INDICATION TYPE	Minimum Wall Thickness (in)	Depth of Topside Indication(in)	Center of indication: X (in)	Center of indication: Y (in)	Method	Indication Type	SIMPLIFIED INDICATION TYPE	EEI Recommendation (Repair or No Repair)	Minimum Thickness (in)	Depth (in)			Center of Repair: X (in)	Center of Repair: Y (in)	Width or Dia (in)	Height (in)	Length of Weld (in)	Area of PP (sq in)	EEI repair No.	Repair No. on Plate	Repair Type (Patch, Weld, Other)
			Location in Tank	Shell Course	Plate Number			X Coordinate (in)	Y Coordinate (in)	Method	Indication Type																					
	14	14-ER-E2-13-203-42	ER	E2	13	N									203	42				N/A			3" N										
9/9/2017	14	14-ER-E2-14-7-31	ER	E2	14		1	7	31	LFET	BC	BC	0.18		7	31	PAUT	BC	BC	NR	0.190		0.190 NR										
9/9/2017	14	14-ER-E2-14-162-9	ER	E2	14		2	162	9	VT	Dent	D			162	9	VT	DENT	D	R			6X6 PP		162	9	6	0	18.84956	28.27433	14-ER-E2-14-162-9-1	1	PP
	14	14-ER-E2-14-12-34	ER	E2	14	N									12	34				N/A			3" N										
	14	14-ER-E2-14-64-42	ER	E2	14	N									64	42				N/A			3" N										
	14	14-ER-E2-14-64-34	ER	E2	14	N									64	34				N/A			3" N										
	14	14-ER-E2-14-131-31	ER	E2	14	N									131	31				N/A			3" N										
	14	14-ER-E2-14-155-43	ER	E2	14	N									155	43				N/A			3" N										
	14	14-ER-E2-14-155-34	ER	E2	14	N									155	34				N/A			3" N										
	14	14-ER-E2-14-201-46	ER	E2	14	N									201	46				N/A			3" N										
	14	14-ER-E2-14-226-34	ER	E2	14	N									226	34				N/A			3" N										
	14	14-ER-E2-14-0-15	ER	E2	14										0	15	VT	RI	RI	R			4" VWR		0	15	0	4	4		14-ER-E2-14-0-15-2	2	WR
	14	14-ER-E2-14-198-2	ER	E2	14										198	2	VT	DENT	D	R			12X12 TSPP		198	2	12	12	48	144	14-ER-E2-14-198-2-3	3	TSPP
	14	14-ER-E2-14-244-15	ER	E2	14										244	15	VT	RI	RI	R			4" VWR		244	15	0	4	4		14-ER-E2-14-244-15-4	4	WR
8/29/2017	14	14-ER-E2-15-9-33	ER	E2	15		1	9	33	VT	Dent	D			9	33	VT	DENT	D	NR			NR										
8/29/2017	14	14-ER-E2-15-26-40	ER	E2	15		2	26	40	VT	P	P			26	40	VT	P	RI	R			6" PP		26	40	6	0	18.84956	28.27433	14-ER-E2-15-26-40-1	1	PP
8/29/2017	14	14-ER-E2-15-71-56	ER	E2	15		3	71	56	VT	P	P			71	56	VT	P	RI	NR			NR										
8/29/2017	14	14-ER-E2-15-98-56	ER	E2	15		4	98	56	VT	P	P			98	56	VT	P	RI	NR			NR										
8/29/2017	14	14-ER-E2-15-48-43	ER	E2	15		5	48	43	VT	P	P			48	43	VT	P	RI	R			2" WR		48	43	2	0	2		14-ER-E2-15-48-43-2	2	WR
8/29/2017	14	14-ER-E2-15-90-33	ER	E2	15		6	90	33	VT	P	P			90	33	VT	P	RI	NR			NR										
8/29/2017	14	14-ER-E2-15-0-15	ER	E2	15		7	0	15	BFET	WI	WI			0	15	VT	WI	WI	NR			NR										
	14	14-ER-E2-15-46-42	ER	E2	15	N									46	42				N/A			3" N										
	14	14-ER-E2-15-46-34	ER	E2	15	N									46	34				N/A			3" N										
	14	14-ER-E2-15-145-42	ER	E2	15	N									145	42				N/A			3" N										
	14	14-ER-E2-15-146-34	ER	E2	15	N									146	34				N/A			3" N										
	14	14-ER-E2-15-168-4	ER	E2	15	N									168	4				N/A			3" N										
	14	14-ER-E2-15-206-34	ER	E2	15	N									206	34				N/A			3" N										
	14	14-ER-E2-15-0-0	ER	E2	15										0	0	VT	WI	WI	R			End CP WR 24" HWR		0	0	24	0	24		14-ER-E2-15-0-0-3	3	WR
	14	14-ER-E2-15-142-7	ER	E2	15										142	7	VT	DENT	D	R			6X6 PP		142	7	6	0	18.84956	28.27433	14-ER-E2-15-142-7-7	7	PP
	14	14-ER-E2-15-156-16	ER	E2	15										156	16	VT	DENT	D	R			18X8 PP		156	16	18	8	52	144	14-ER-E2-15-156-16-8	8	PP
	14	14-ER-E2-15-160-6	ER	E2	15										160	6	VT	DENT	D	R			8X8PP		160	6	8	8	32	64	14-ER-E2-15-160-6-9	9	PP
	14	14-ER-E2-15-197-0	ER	E2	15										197	0	VT	LOF	LOF	R			6" VWR between shell PL and angle ir		197	0	0	6	6		14-ER-E2-15-197-0-10	10	WR
	14	14-ER-E2-15-2-0	ER	E2	15										2	0	VT	RI	RI	R			RI WR 2" HWR		2	0	2	0	2		14-ER-E2-15-2-0-4	4	WR
	14	14-ER-E2-15-66-9	ER	E2	15										66	9	VT	DENT	D	R			6X6 PP		66	9	6	0	18.84956	28.27433	14-ER-E2-15-66-9-5	5	PP
	14	14-ER-E2-15-99-16	ER	E2	15										99	16	VT	DENT	D	R			12X12 PP		99	16	12	12	48	144	14-ER-E2-15-99-16-6	6	PP
8/29/2017	14	14-ER-E2-16-25-32	ER	E2	16		1	25	32	BFET	WI	WI			25	32	VT	WI	WI	R			6" PP		25	32	6	0	18.84956	28.27433	14-ER-E2-16-25-32-1	1	PP
	14	14-ER-E2-16-25-35	ER	E2	16	N									25	35				N/A			3" N										
	14	14-ER-E2-16-75-35	ER	E2	16	N									75	35				N/A			3" N										
	14	14-ER-E2-16-121-35	ER	E2	16	N									121	35				N/A			3" N										
	14	14-ER-E2-16-112-22	ER	E2	16	BRACKET									112	22				N/A			tie back										
	14	14-ER-E2-16-112-15	ER	E2	16	BRACKET									112	15				N/A			tie back										
	14	14-ER-E2-16-122-56	ER	E2	16										122	56	VT	WI	WI	R			2" WR		122	56	2	0	2		14-ER-E2-16-122-56-2	2	WR
	14	14-ER-E2-16-128-56	ER	E2	16										128	56	VT	WI	WI	R			2" WR		128	56	2	0	2		14-ER-E2-16-128-56-3	3	WR
	14	14-ER-E2-16-134-56	ER	E2	16										134	56	VT	P	RI	R			2"WR		134	56	2	0	2		14-ER-E2-16-134-56-4	4	WR
	14	14-ER-E2-16-146-0	ER	E2	16										146	0	VT	LOF	LOF	R			4" HWR		146	0	4	0	4		14-ER-E2-16-146-0-8	8	WR
	14	14-ER-E2-16-151-56	ER	E2	16										151	56	VT	WI	WI	R			2" WR		151	56	2	0	2		14-ER-E2-16-151-56-5	5	WR
	14	14-ER-E2-16-161-56	ER	E2	16										161	56	VT	WI	WI	R			3" WR		161	56	3	0	3		14-ER-E2-16-161-56-6	6	WR
	14	14-ER-E2-16-64-0	ER	E2	16										64	0	VT	LOF	LOF	R			4" HWR		64	0	4	0	4		14-ER-E2-16-64-0-7	7	WR
	14	14-ER-E1-1-65-4	ER	E1	1		1	65	4	VT	WI	WI			65	4	VT	WI	WI	R			6" WR		65	4	6	0	6		14-ER-E1-1-65-4-1	1	WR
	14	14-ER-E1-1-104-17	ER	E1	1										104	17	VT	P	RI	R			2" WR in plug weld		104	17	2	0	2		14-ER-E1-1-104-17-3	3	WR
	14	14-ER-E1-1-118-17	ER	E1	1										118	17	VT	P	RI	R			2" WR on PL		118	17	2	0	2		14-ER-E1-1-118-17-4	4	WR
	14	14-ER-E1-1-190-3	ER	E1	1										190	3	VT	WI	WI	R			2" WR on 3" PP		190	3	2	0	2		14-ER-E1-1-190-3-5	5	WR
	14	14-ER-E1-1-224-0	ER	E1	1										224	0	VT	LOF	LOF	R			Z=11		224	USBR	8	0	8		14-ER-E1-1-224-USBR-8	8	WR
	14	14-ER-E1-1-228-0	ER	E1	1										228	0	VT	P	P	R			4" VWR		228	0	0	4	4		14-ER-E1-1-228-0-7	7	WR
	14	14-ER-E1-1-238-14	ER	E1	1										238	14	VT	GOUGE	G	R			Z=1		238	14	4	0	4		14-ER-E1-1-238-14-6	6	WR

BWS031663

RDHLCC0028132

		Shell Location			Master Features Legend	TesTex NDE								EEI NDE								Notes	Photo Links	Recommended Repairs								Repair Type Legend
Date	Tank No.	Overall ID	General Location			Master Feature	TesTex Indication ID on Plate	TexTex Reported Indication Location		TesTex NDE			Minimum Wall Thickness (in)	Depth of Topside Indication(in)	Center of Indication: X (in)	Center of Indication: Y (in)	Method	Indication Type	SIMPLIFIED INDICATION TYPE	EEI Recommendation (Repair or No Repair)	Minimum Thickness (in)	Depth (in)			Center of Repair: X (in)	Center of Repair: Y (in)	Width or Dia (in)	Height (in)	Length of Weld (in)	Area of PP (sq in)	EEI repair No.	Repair No. on Plate	Repair Type (Patch, Weld, Other)
			Location in Tank	Shell Course	Plate Number			X Coordinate (in)	Y Coordinate (in)	Method	Indication Type	SIMPLIFIED INDICATION TYPE																				
	14	14-ER-E1-1-96-0	ER	E1	1										96	0	VT	P	RI	R			remove old bracket + repair exp joint		96	0	16	0	16		14-ER-E1-1-96-0-2	2	WR
	14	14-ER-E1-2-103-13	ER	E1	2		1	103	13	VT	P	P			103	13	VT	P	P	NR													
	14	14-ER-E1-2-134-0	ER	E1	2		2	134	0	VT	WI	WI			134	0	VT	WI	WI	NR													
	14	14-ER-E1-2-103-14	ER	E1	2										103	14	VT	RI	RI	R			5" HWR		103	14	5	0	5		14-ER-E1-2-103-14-16	16	WR
	14	14-ER-E1-2-110-14	ER	E1	2										110	14	VT	WI	WI	R			RW 2" PP 8" CWR		110	14	0	8	8		14-ER-E1-2-110-14-28	28	WR
	14	14-ER-E1-2-11-14	ER	E1	2										11	14	VT	WI	WI	R			RW 2" PP 8" HWR		11	14	8	0	8		14-ER-E1-2-11-14-30	30	WR
	14	14-ER-E1-2-112-14	ER	E1	2										112	14	VT	WI	WI	R			RW 2" PP 8" HWR		112	14	8	0	8		14-ER-E1-2-112-14-15	15	WR
	14	14-ER-E1-2-125-14	ER	E1	2										125	14	VT	WI	WI	R			SG WR 4" HWR		125	14	4	0	4		14-ER-E1-2-125-14-9	9	WR
	14	14-ER-E1-2-131-14	ER	E1	2										131	14	VT	GOUGE	G	R			6" HWR		131	14	6	0	6		14-ER-E1-2-131-14-10	10	WR
	14	14-ER-E1-2-140-14	ER	E1	2										140	14	VT	WI	WI	R			RW 2" PP 8" CWR		140	14	0	8	8		14-ER-E1-2-140-14-27	27	WR
	14	14-ER-E1-2-141-0	ER	E1	2										141	0	VT	WI	WI	R			RW 2" PP 8" HWR		141	USBR	8	0	8		14-ER-E1-2-141-USBR-12	12	WR
	14	14-ER-E1-2-15-14	ER	E1	2										15	14	VT	LOF	LOF	R			5" HWR		15	14	5	0	5		14-ER-E1-2-15-14-31	31	WR
	14	14-ER-E1-2-199-0	ER	E1	2										199	0	VT	LOF	LOF	R			RW 2" PP 8" CWR		199	0	0	8	8		14-ER-E1-2-199-0-6	6	WR
	14	14-ER-E1-2-202-14	ER	E1	2										202	14	VT	RI	RI	R			6" HWR		202	14	6	0	6		14-ER-E1-2-202-14-4	4	WR
	14	14-ER-E1-2-202-14	ER	E1	2										202	14	VT	RI	RI	R			RW 2" PP 8" CWR		202	14	0	8	8		14-ER-E1-2-202-14-5	5	WR
	14	14-ER-E1-2-22-14	ER	E1	2										22	14	VT	WI	WI	R			RW 2" PP 8" HWR		22	14	8	0	8		14-ER-E1-2-22-14-32	32	WR
	14	14-ER-E1-2-223-0	ER	E1	2										223	0	VT	LOF	LOF	R			RW 2" PP 8" CWR		223	0	0	8	8		14-ER-E1-2-223-0-7	7	WR
	14	14-ER-E1-2-224-0	ER	E1	2										224	0	VT	LOF	LOF	R			edge of bolt WR 2" HWR		224	0	2	0	2		14-ER-E1-2-224-0-8	8	WR
	14	14-ER-E1-2-224-0	ER	E1	2										224	0	VT	WI	WI	R			RW 2" PP 8" CWR		224	USBR	0	8	8		14-ER-E1-2-224-USBR-26	26	WR
	14	14-ER-E1-2-230-14	ER	E1	2										230	14	VT	RI	RI	R			10" HWR		230	14	10	0	10		14-ER-E1-2-230-14-2	2	WR
	14	14-ER-E1-2-232-14	ER	E1	2										232	14	VT	RI	RI	R			RW 2" PP 8" CWR		232	14	0	8	8		14-ER-E1-2-232-14-3	3	WR
	14	14-ER-E1-2-240-3	ER	E1	2										240	3	VT	P	RI	R			5" VWR		240	3	0	5	5		14-ER-E1-2-240-3-1	1	WR
	14	14-ER-E1-2-29-14	ER	E1	2										29	14	VT	GOUGE	G	R			SG WR 4" HWR		29	14	4	0	4		14-ER-E1-2-29-14-33	33	WR
	14	14-ER-E1-2-32-0	ER	E1	2										32	0	VT	WI	WI	R			RW 2" PP 8" HWR		32	USBR	8	0	8		14-ER-E1-2-32-USBR-24	24	WR
	14	14-ER-E1-2-42-0	ER	E1	2										42	0	VT	LOF	LOF	R			14" HWR		42	USBR	14	0	14		14-ER-E1-2-42-USBR-23	23	WR
	14	14-ER-E1-2-51-14	ER	E1	2										51	14	VT	WI	WI	R			RW 2" PP 8" HWR		51	14	8	0	8		14-ER-E1-2-51-14-19	19	WR
	14	14-ER-E1-2-56-0	ER	E1	2										56	0	VT	WI	WI	R			RW 2" PP 8" HWR		56	0	8	0	8		14-ER-E1-2-56-0-25	25	WR
	14	14-ER-E1-2-6-14	ER	E1	2										6	14	VT	GOUGE	G	R			SG WR 4" HWR		6	14	4	0	4		14-ER-E1-2-6-14-29	29	WR
	14	14-ER-E1-2-76-0	ER	E1	2										76	0	VT	RI	RI	R			4" HWR		76	USBR	4	0	4		14-ER-E1-2-76-USBR-21	21	WR
	14	14-ER-E1-2-81-0	ER	E1	2										81	0	VT	WI	WI	R			RW 2" PP 8" HWR		81	USBR	8	0	8		14-ER-E1-2-81-USBR-22	22	WR
	14	14-ER-E1-2-82-14	ER	E1	2										82	14	VT	RI	RI	R			RW 2" PP 8" HWR		82	14	8	0	8		14-ER-E1-2-82-14-18	18	WR
	14	14-ER-E1-2-90-0	ER	E1	2										90	0	VT	WI	WI	R			RW Bolt tip scarf plate 32"HWR		90	USBR	32	0	32		14-ER-E1-2-90-USBR-20	20	WR
	14	14-ER-E1-2-93-0	ER	E1	2										93	0	VT	LOF	LOF	R			RW 2" PP 8" HWR		93	USBR	8	0	8		14-ER-E1-2-93-USBR-11	11	WR
	14	14-ER-E1-2-93-0	ER	E1	2										93	0	VT	WI	WI	R			5" HWR		93	USBR	5	0	5		14-ER-E1-2-93-USBR-13	13	WR
	14	14-ER-E1-2-95-0	ER	E1	2										95	0	VT	RI	RI	R			EOB WR 2" HWR on channel		95	USBR	2	0	2		14-ER-E1-2-95-USBR-14	14	WR
	14	14-ER-E1-2-97-0	ER	E1	2										97	0	VT	RI	RI	R			4" HWR		97	0	4	0	4		14-ER-E1-2-97-0-17	17	WR
	14	14-ER-E1-3-159.5-0	ER	E1	3		1	156-163	0	VT	WI	WI			159.5	0	VT	WI	WI	NR													
	14	14-ER-E1-3-215-0	ER	E1	3		2	215	0	VT	WI	WI			215	0	VT	WI	WI	NR													
	14	14-ER-E1-3-172-15	ER	E1	3										172	15	VT	P	RI	R			RW PP 8" CWR		172	15	0	8	8		14-ER-E1-3-172-15-3	3	WR
	14	14-ER-E1-3-174-0	ER	E1	3										174	0	VT	P	RI	R			USBR RW PP 8" CWR		174	15	0	8	8		14-ER-E1-3-174-15-7	7	WR
	14	14-ER-E1-3-180-15	ER	E1	3										180	15	VT	RI	RI	R			4" HWR		180	15	4	0	4		14-ER-E1-3-180-15-1	1	WR
	14	14-ER-E1-3-202-15	ER	E1	3										202	15	VT	P	RI	R			RW PP 8" CWR		202	15	0	8	8		14-ER-E1-3-202-15-2	2	WR
	14	14-ER-E1-3-224-0	ER	E1	3										224	0	VT	P	RI	R			USBR RW PP 8" CWR		224	15	0	8	8		14-ER-E1-3-224-15-8	8	WR
	14	14-ER-E1-3-23-0	ER	E1	3										23	0	VT	RI	RI	R			Underside bolt rib 4" HWR		23	15	4	0	4		14-ER-E1-3-23-15-4	4	WR
	14	14-ER-E1-3-54-0	ER	E1	3										54	0	VT	RI	RI	R			USBR 4" HWR		54	15	4	0	4		14-ER-E1-3-54-15-5	5	WR
	14	14-ER-E1-3-93-0	ER	E1	3										93	0	VT	RI	RI	R			USBR RW scarf plate 34" HWR		93	15	34	0	34		14-ER-E1-3-93-15-6	6	WR
	14	14-ER-E1-4-210-7	ER	E1	4		1	210	7	VT	P	P			210	7	VT	P	RI	N/A			see PL#5										
	14	14-ER-E1-4-144-0	ER	E1	4										144	0	VT	RI	RI	R			USBR 20" HWR		144	USBR	20	0	20		14-ER-E1-4-144-USBR-6	6	WR
	14	14-ER-E1-4-230-14	ER	E1	4										230	14	VT	RI	RI	R			RW patch 4" HWR		230	14	4	0	4		14-ER-E1-4-230-14-1	1	WR
	14	14-ER-E1-4-32-0	ER	E1	4										32	0	VT	P	RI	R			USBR RW PP 8" CWR		32	USBR	0	8	8		14-ER-E1-4-32-USBR-3	3	WR
	14	14-ER-E1-4-38-0	ER	E1	4										38	0	VT	P	RI	R			USBR 8" HWR		38	USBR	8	0	8		14-ER-E1-4-38-USBR-4	4	WR
	14	14-ER-E1-4-52-15	ER	E1	4										52	15	VT	LOF,RI	LOF	R			RW PP 8" CWR		52	15	0	8	8		14-ER-E1-4-52-15-2	2	WR
	14	14-ER-E1-4-85-0	ER	E1	4										85	0	VT	RI	RI	R			USBR 5" HWR		85	USBR	5	0	5		14-ER-E1-4-85-USBR-5	5	WR
	14	14-ER-E1-5-13-13	ER	E1	5		1	13	13	VT	P	P			13	13	VT	P,RI	RI	R			34" HWR @13,13		13	13	34	0	34		14-ER-E1-5-13-13-1	1	WR
	14	14-ER-E1-5-25-14	ER	E1	5		2	25	14	VT	P	P			25	14	VT	P,RI	RI	R					13	13	34	0	34		14-ER-E1-5-13-13-1	1	WR

			Shell Location			Master Features Legend	TesTex NDE							EEI NDE								Notes	Photo Links	Recommended Repairs								Repair Type Legend
Date	Tank No.	Overall ID	General Location			Master Feature	TesTex Indication ID on Plate	TexTex Reported Indication Location		TesTex NDE		SIMPLIFIED INDICATION TYPE	Minimum Wall Thickness (in)	Depth of Topside Indication(in)	Center of indication: X (in)	Center of indication: Y (in)	Method	Indication Type	SIMPLIFIED INDICATION TYPE	EEI Recommendation (Repair or No Repair)	Minimum Thickness (in)	Depth (in)			Center of Repair: X (in)	Center of Repair: Y (in)	Width or Dia (in)	Height (in)	Length of Weld (in)	Area of PP (sq in)	EEI repair No.	Repair No. on Plate	Repair Type (Patch, Weld, Other)
			Location in Tank	Shell Course	Plate Number			X Coordinate (in)	Y Coordinate (in)	Method	Indication Type																					
	14	14-ER-E1-5-48-14	ER	E1	5		3	48	14	VT	P	P			48	14	VT	P,RI	RI	R					13	13	34	0	34		14-ER-E1-5-13-13-1	1	WR
	14	14-ER-E1-5-0-3	ER	E1	5										0	3	VT	P,RI	RI	R			4" VWR		0	3	0	4	4		14-ER-E1-5-0-3-4	4	WR
	14	14-ER-E1-5-130-13	ER	E1	5										130	13	VT	LOF	LOF	R			4" HWR		130	13	4	0	4		14-ER-E1-5-130-13-3	3	WR
	14	14-ER-E1-5-189-0	ER	E1	5										189	0	VT	RI	RI	R			4" HWR		189	USBR	4	0	4		14-ER-E1-5-189-USBR-11	11	WR
	14	14-ER-E1-5-222-13	ER	E1	5										222	13	VT	LOF	LOF	R			5" HWR		222	13	5	0	5		14-ER-E1-5-222-13-2	2	WR
	14	14-ER-E1-5-23-13	ER	E1	5										23	13	VT	LOF	LOF	R			RW PP 8" CWR		23	13	0	8	8		14-ER-E1-5-23-13-5	5	WR
	14	14-ER-E1-5-3-0	ER	E1	5										3	0	VT	GOUGE	G	R			WR edge of bottom rib		3	0	6	0	6		14-ER-E1-5-3-0-8	8	WR
	14	14-ER-E1-5-36-13	ER	E1	5										36	13	VT	RI	RI	R			2 - USBR 4" HWR		36	13	8	0	8		14-ER-E1-5-36-13-6	6	WR
	14	14-ER-E1-5-3-0	ER	E1	5										3	0	VT	RI	RI	R			4" HWR		3	USBR	4	0	4		14-ER-E1-5-3-USBR-9	9	WR
	14	14-ER-E1-5-49-13	ER	E1	5										49	13	VT	LOF	LOF	R			4" HWR		49	13	4	0	4		14-ER-E1-5-49-13-7	7	WR
	14	14-ER-E1-5-94-0	ER	E1	5										94	0	VT	LOF,RI	LOF	R			6" HWR INT scarf plate		94	USBR	6	0	6		14-ER-E1-5-94-USBR-10	10	WR
	14	14-ER-E1-6-211-1	ER	E1	6		1	211	1	LFET	BC	BC		0.142	211	1	PAUT	BC	BC	R			tr<=0.160, 24"X10" TSPP		211	1	24	10	68	240	14-ER-E1-6-211-1-1	1	TSPP
	14	14-ER-E1-6-113-0	ER	E1	6										113	0	VT	P	RI	R			corner weld 2" HWR+ 2" VWR		113	0	2	2	4		14-ER-E1-6-113-0-2	2	WR
	14	14-ER-E1-6-11-0	ER	E1	6										11	0	VT	LOF	LOF	R			RW end of scarf PL 4" HWR		11	USBR	4	0	4		14-ER-E1-6-11-USBR-5	5	WR
	14	14-ER-E1-6-135-0	ER	E1	6										135	0	VT	RI	RI	R			22" HWR		135	USBR	22	0	22		14-ER-E1-6-135-USBR-10	10	WR
	14	14-ER-E1-6-180-0	ER	E1	6										180	0	VT	LOF	LOF	R			RW 2" PP 8" HWR		180	USBR	8	0	8		14-ER-E1-6-180-USBR-11	11	WR
	14	14-ER-E1-6-215-0	ER	E1	6										215	0	VT	RI	RI	R			RW one side scarf PL 11" HWR		215	USBR	11	0	11		14-ER-E1-6-215-USBR-12	12	WR
	14	14-ER-E1-6-229-0	ER	E1	6										229	0	VT	LOF	LOF	R			RW 3X3 PP 12" HWR		229	USBR	12	0	12		14-ER-E1-6-229-USBR-13	13	WR
	14	14-ER-E1-6-24-13	ER	E1	6										24	13	VT	LOF,P	LOF	R			24" HWR		24	13	24	0	24		14-ER-E1-6-24-13-4	4	WR
	14	14-ER-E1-6-37-0	ER	E1	6										37	0	VT	RI	RI	R			RW 2" PP 8" HWR		37	USBR	8	0	8		14-ER-E1-6-37-USBR-8	8	WR
	14	14-ER-E1-6-58-0	ER	E1	6										58	0	VT	RI	RI	R			RW 3X5 PP 18" HWR		58	USBR	18	0	18		14-ER-E1-6-58-USBR-6	6	WR
	14	14-ER-E1-6-60-0	ER	E1	6										60	0	VT	P,UC	RI	R			RW 2" PP 8" HWR		60	USBR	8	0	8		14-ER-E1-6-60-USBR-7	7	WR
	14	14-ER-E1-6-84-0	ER	E1	6										84	0	VT	LOF	LOF	R			edge of PL 4" HWR		84	0	4	0	4		14-ER-E1-6-84-0-3	3	WR
	14	14-ER-E1-6-86-0	ER	E1	6										86	0	VT	P	RI	R			RW 2" PP 8" HWR		86	USBR	8	0	8		14-ER-E1-6-86-USBR-9	9	WR
	14	14-ER-E1-7-235-0	ER	E1	7		1	235	0	VT	P	P			235	0	VT	P	RI	R			12X6 corner TSPP @234,3		234	3	12	6	36	72	14-ER-E1-7-234-3-1	1	TSPP
	14	14-ER-E1-7-28-5	ER	E1	7		2	17-39	0-10	LFET	BC	BC			28	5	PAUT	BC	BC	R			tr<=0.160, 48" X13" full hieght PP on		28	5	48	13	122	624	14-ER-E1-7-28-5-2	2	PP
	14	14-ER-E1-7-131-0	ER	E1	7										131	0	VT	P,UC	RI	R			RW 2" PP 8" HWR		131	USBR	8	0	8		14-ER-E1-7-131-USBR-12	12	WR
	14	14-ER-E1-7-176-0	ER	E1	7										176	0	VT	RI	RI	R			12" HWR		176	USBR	12	0	12		14-ER-E1-7-176-USBR-14	14	WR
	14	14-ER-E1-7-180-0	ER	E1	7										180	0	VT	LOF	LOF	R			RW 3X3 PP 12" HWR		180	USBR	12	0	12		14-ER-E1-7-180-USBR-13	13	WR
	14	14-ER-E1-7-196-0	ER	E1	7										196	0	VT	LOF,RI	LOF	R			RW scarf PL 34" HWR		196	USBR	34	0	34		14-ER-E1-7-196-USBR-15	15	WR
	14	14-ER-E1-7-201-14	ER	E1	7										201	14	VT	RI	RI	R			4" HWR		201	14	4	0	4		14-ER-E1-7-201-14-3	3	WR
	14	14-ER-E1-7-2-13	ER	E1	7										2	13	VT	RI	RI	R			4" HWR		2	13	4	0	4		14-ER-E1-7-2-13-4	4	WR
	14	14-ER-E1-7-223-0	ER	E1	7										223	0	VT	RI	RI	R			EOBR 4" HWR		223	USBR	4	0	4		14-ER-E1-7-223-USBR-16	16	WR
	14	14-ER-E1-7-229-0	ER	E1	7										229	0	VT	LOF	LOF	R			RW 3X3 PP 12" HWR		229	USBR	12	0	12		14-ER-E1-7-229-USBR-17	17	WR
	14	14-ER-E1-7-33-12	ER	E1	7										33	12	VT	RI	RI	R			Edge Of Bolt Rib 4" HWR		33	Z=12	4	0	4		14-ER-E1-7-33-Z=12-5	5	WR
	14	14-ER-E1-7-35-0	ER	E1	7										35	0	VT	RI	RI	R			end of scarf PL 4" HWR		35	USBR	4	0	4		14-ER-E1-7-35-USBR-10	10	WR
	14	14-ER-E1-7-37-12	ER	E1	7										37	12	VT	RI	RI	R			EOBR 4" HWR		37	Z=12	4	0	4		14-ER-E1-7-37-Z=12-6	6	WR
	14	14-ER-E1-7-38-0	ER	E1	7										38	0	VT	LOF	LOF	R			RW 3X3 PP 12" HWR		38	USBR	12	0	12		14-ER-E1-7-38-USBR-7	7	WR
	14	14-ER-E1-7-39-0	ER	E1	7										39	0	VT	LOF	LOF	R			5" HWR		39	USBR	5	0	5		14-ER-E1-7-39-USBR-11	11	WR
	14	14-ER-E1-7-70-0	ER	E1	7										70	0	VT	P	RI	R			4" HWR		70	USBR	4	0	4		14-ER-E1-7-70-USBR-8	8	WR
	14	14-ER-E1-7-86-0	ER	E1	7										86	0	VT	LOF	LOF	R			RW 3X3 PP 12" HWR		86	USBR	12	0	12		14-ER-E1-7-86-USBR-9	9	WR
	14	14-ER-E1-8-196-16	ER	E1	8		1	196	16	VT	P	P			196	16	VT	P	RI	R			4" HWR		196	16	4	0	4		14-ER-E1-8-196-16-1	1	WR
	14	14-ER-E1-8-100-12	ER	E1	8										100	12	VT	LOF	LOF	R			end of scarf PL 4" HWR		100	Z=12	4	0	4		14-ER-E1-8-100-Z=12-7	7	WR
	14	14-ER-E1-8-107-0	ER	E1	8										107	0	VT	P	RI	R			4" HWR		107	USBR	4	0	4		14-ER-E1-8-107-USBR-10	10	WR
	14	14-ER-E1-8-155-0	ER	E1	8										155	0	VT	LOF,RI	LOF	R			49" HWR		155	USBR	49	0	49		14-ER-E1-8-155-USBR-11	11	WR
	14	14-ER-E1-8-183-0	ER	E1	8										183	0	VT	WI	WI	R			RW 2" PP 8" HWR		183	USBR	8	0	8		14-ER-E1-8-183-USBR-12	12	WR
	14	14-ER-E1-8-231-0	ER	E1	8										231	0	VT	WI	WI	R			RW 2" PP 8" HWR		231	USBR	8	0	8		14-ER-E1-8-231-USBR-13	13	WR
	14	14-ER-E1-8-236-0	ER	E1	8										236	0	VT	LOF,RI	LOF	R			22" HWR		236	USBR	22	0	22		14-ER-E1-8-236-USBR-14	14	WR
	14	14-ER-E1-8-38-0	ER	E1	8										38	0	VT	LOF	LOF	R			RW 3X3 PP 12" HWR		38	USBR	12	0	12		14-ER-E1-8-38-USBR-5	5	WR
	14	14-ER-E1-8-55-13	ER	E1	8										55	13	VT	LOF	LOF	R			RW weld patch		55	13	12	0	12		14-ER-E1-8-55-13-3	3	WR
	14	14-ER-E1-8-6-14	ER	E1	8										6	14	VT	RI	RI	R			4" HWR		6	14	4	0	4		14-ER-E1-8-6-14-4	4	WR
	14	14-ER-E1-8-86-13	ER	E1	8										86	13	VT	LOF	LOF	R			RW weld patch		86	13	12	0	12		14-ER-E1-8-86-13-2	2	WR
	14	14-ER-E1-8-87-0	ER	E1	8										87	0	VT	LOF	LOF	R			RW 2" PP 8" HWR		87	USBR	8	0	8		14-ER-E1-8-87-USBR-6	6	WR
	14	14-ER-E1-8-87-0	ER	E1	8										87	0	VT	LOF	LOF	R			RW 2" PP 8" HWR		87	USBR	8	0	8		14-ER-E1-8-87-USBR-8	8	WR
	14	14-ER-E1-8-98-0	ER	E1	8										98	0	VT	P	RI	R			RW inner outer ends of scarf PL 10"H		98	USBR	10	0	10		14-ER-E1-8-98-USBR-9	9	WR

			Shell Location			Master Features Legend	TesTex NDE							EEI NDE								Notes	Photo Links	Recommended Repairs								Repair Type Legend
Date	Tank No.	Overall ID	General Location			Master Feature	TesTex Indication ID on Plate	TexTex Reported Indication Location		TesTex NDE			Minimum Wall Thickness (in)	Depth of Topside Indication(in)	Center of Indication: X (in)	Center of Indication: Y (in)	Method	Indication Type	SIMPLIFIED INDICATION TYPE	EEI Recommendation (Repair or No Repair)	Minimum Thickness (in)	Depth (in)			Center of Repair: X (in)	Center of Repair: Y (in)	Width or Dia (in)	Height (in)	Length of Weld (in)	Area of PP (sq in)	EEI repair No.	Repair No. on Plate	Repair Type (Patch, Weld, Other)
			Location in Tank	Shell Course	Plate Number			X Coordinate (in)	Y Coordinate (in)	Method	Indication Type	SIMPLIFIED INDICATION TYPE																				
	14	14-ER-E1-9-0-13	ER	E1	9										0	13	VT	LOF,RI	LOF	R			4" HWR + 4" VWR		0	13	4	4	8		14-ER-E1-9-0-13-1	1	WR
	14	14-ER-E1-9-117-13	ER	E1	9										117	13	VT	LOF,RI	LOF	R			RW 2" PP 8" HWR		117	13	8	0	8		14-ER-E1-9-117-13-6	6	WR
	14	14-ER-E1-9-136-0	ER	E1	9										136	0	VT	LOF,RI	LOF	R			RW 2" PP 8" HWR		136	USBR	8	0	8		14-ER-E1-9-136-USBR-9	9	WR
	14	14-ER-E1-9-178-13	ER	E1	9										178	13	VT	LOF,RI	LOF	R			RW 2" PP 8" HWR		178	13	8	0	8		14-ER-E1-9-178-13-11	11	WR
	14	14-ER-E1-9-185-0	ER	E1	9										185	0	VT	LOF,RI	LOF	R			RW 2" PP 8" HWR		185	USBR	8	0	8		14-ER-E1-9-185-USBR-14	14	WR
	14	14-ER-E1-9-186-0	ER	E1	9										186	0	VT	LOF,RI	LOF	R			RW 2" PP 8" HWR		186	USBR	8	0	8		14-ER-E1-9-186-USBR-10	10	WR
	14	14-ER-E1-9-208-13	ER	E1	9										208	13	VT	LOF,RI	LOF	R			RW 2" PP 8" HWR		208	13	8	0	8		14-ER-E1-9-208-13-12	12	WR
	14	14-ER-E1-9-235-0	ER	E1	9										235	0	VT	LOF,RI	LOF	R			RW 2" PP 8" HWR		235	USBR	8	0	8		14-ER-E1-9-235-USBR-15	15	WR
	14	14-ER-E1-9-238-13	ER	E1	9										238	13	VT	LOF,RI	LOF	R			RW 2" PP 8" HWR		238	13	8	0	8		14-ER-E1-9-238-13-13	13	WR
	14	14-ER-E1-9-27-13	ER	E1	9										27	13	VT	LOF,RI	LOF	R			RW 2" PP 8" HWR		27	13	8	0	8		14-ER-E1-9-27-13-2	2	WR
	14	14-ER-E1-9-30-0	ER	E1	9										30	0	VT	LOF,RI	LOF	R			RW 2" PP 8" HWR		30	USBR	8	0	8		14-ER-E1-9-30-USBR-7	7	WR
	14	14-ER-E1-9-40-0	ER	E1	9										40	0	VT	LOF,RI	LOF	R			RW both ends scarf PL 12" HWR		40	USBR	12	0	12		14-ER-E1-9-40-USBR-8	8	WR
	14	14-ER-E1-9-41-0	ER	E1	9										41	0	VT	LOF,RI	LOF	R			RW 2" PP 8" HWR		41	USBR	8	0	8		14-ER-E1-9-41-USBR-5	5	WR
	14	14-ER-E1-9-42-13	ER	E1	9										42	13	VT	LOF,RI	LOF	R			RW scarf PL 30" HWR		42	13	30	0	30		14-ER-E1-9-42-13-3	3	WR
	14	14-ER-E1-9-45-0	ER	E1	9										45	0	VT	GOUGE	G	R			SG WR 2" HWR		45	0	2	0	2		14-ER-E1-9-45-0-4	4	WR
	14	14-ER-E1-10-0-0	ER	E1	10										0	0	VT	WI	WI	R			EOBR WR		0	0	4	0	4		14-ER-E1-10-0-0-5	5	WR
	14	14-ER-E1-10-103-0	ER	E1	10										103	0	VT	RI	RI	R			RI WR on corner of scarf PL 4" HWR		103	USBR	4	0	4		14-ER-E1-10-103-USBR-1	10	WR
	14	14-ER-E1-10-170-13	ER	E1	10										170	13	VT	P	RI	R			5" HWR		170	13	5	0	5		14-ER-E1-10-170-13-12	12	WR
	14	14-ER-E1-10-198-13	ER	E1	10										198	13	VT	WI	WI	R			RW 2" PP 8" HWR		198	13	8	0	8		14-ER-E1-10-198-13-11	11	WR
	14	14-ER-E1-10-224-0	ER	E1	10										224	0	VT	WI	WI	R			RW 2" PP 8" HWR		224	USBR	8	0	8		14-ER-E1-10-224-USBR-1	1	WR
	14	14-ER-E1-10-228-0	ER	E1	10										228	0	VT	P	RI	R			4" VWR		228	0	0	4	4		14-ER-E1-10-228-0-2	2	WR
	14	14-ER-E1-10-234-0	ER	E1	10										234	0	VT	WI	WI	R			RW 2" PP 8" HWR		234	USBR	8	0	8		14-ER-E1-10-234-USBR-1	13	WR
	14	14-ER-E1-10-238-13	ER	E1	10										238	13	VT	WI	WI	R			RW 2" PP 8" HWR		238	13	8	0	8		14-ER-E1-10-238-13-14	14	WR
	14	14-ER-E1-10-238-14	ER	E1	10										238	14	VT	GOUGE	G	R			SG WR 4" HWR		238	14	4	0	4		14-ER-E1-10-238-14-3	3	WR
	14	14-ER-E1-10-28-13	ER	E1	10										28	13	VT	WI	WI	R			RW 2" PP 8" HWR		28	13	8	0	8		14-ER-E1-10-28-13-6	6	WR
	14	14-ER-E1-10-42-0	ER	E1	10										42	0	VT	WI	WI	R			RW 2" PP 8" HWR		42	USBR	8	0	8		14-ER-E1-10-42-USBR-4	4	WR
	14	14-ER-E1-10-45-13	ER	E1	10										45	13	VT	RI	RI	R			RI WR 10" HWR on scarf PL		45	13	10	0	10		14-ER-E1-10-45-13-7	7	WR
	14	14-ER-E1-10-89-13	ER	E1	10										89	13	VT	WI	WI	R			RW 2" PP 8" HWR		89	13	8	0	8		14-ER-E1-10-89-13-8	8	WR
	14	14-ER-E1-10-91-0	ER	E1	10										91	0	VT	WI	WI	R			RW 2" PP 8" HWR		91	USBR	8	0	8		14-ER-E1-10-91-USBR-9	9	WR
	14	14-ER-E1-11-17-0	ER	E1	11										17	0	VT	WI	WI	R			EOBR WR 4" HWR		17	0	4	0	4		14-ER-E1-11-17-0-3	3	WR
	14	14-ER-E1-11-34-0	ER	E1	11										34	0	VT	WI	WI	R			RW inner end of scarf PL 8" HWR		34	USBR	8	0	8		14-ER-E1-11-34-USBR-1	1	WR
	14	14-ER-E1-11-43-0	ER	E1	11										43	0	VT	WI	WI	R			RW 3" PP 8" HWR		43	USBR	8	0	8		14-ER-E1-11-43-USBR-2	2	WR
	14	14-ER-E1-12-102-0	ER	E1	12										102	0	VT	P	RI	R			4" HWR		102	USBR	4	0	4		14-ER-E1-12-102-USBR-6	6	WR
	14	14-ER-E1-12-121-13	ER	E1	12										121	13	VT	WI	WI	R			RW 2" PP 8" HWR		121	13	8	0	8		14-ER-E1-12-121-13-4	4	WR
	14	14-ER-E1-12-179-13	ER	E1	12										179	13	VT	RI	RI	R			4" HWR		179	13	4	0	4		14-ER-E1-12-179-13-7	7	WR
	14	14-ER-E1-12-44-0	ER	E1	12										44	0	VT	WI	WI	R			RW 2" PP 8" HWR		44	USBR	8	0	8		14-ER-E1-12-44-USBR-1	1	WR
	14	14-ER-E1-12-54-0	ER	E1	12										54	0	VT	WI	WI	R			EOBR WR under channel 4" HWR		54	0	4	0	4		14-ER-E1-12-54-0-3	3	WR
	14	14-ER-E1-12-60-13	ER	E1	12										60	13	VT	WI	WI	R			RW 2" PP 8" HWR		60	13	8	0	8		14-ER-E1-12-60-13-2	2	WR
	14	14-ER-E1-12-94-0	ER	E1	12										94	0	VT	WI	WI	R			RW 2" PP 8" HWR		94	USBR	8	0	8		14-ER-E1-12-94-USBR-5	5	WR
	14	14-ER-E1-13-19-13	ER	E1	13										19	13	VT	LOF	LOF	R			5" HWR		19	13	5	0	5		14-ER-E1-13-19-13-1	1	WR
	14	14-ER-E1-13-27-13	ER	E1	13										27	13	VT	RI	RI	R			4" HWR		27	13	4	0	4		14-ER-E1-13-27-13-2	2	WR
	14	14-ER-E1-13-57-13	ER	E1	13										57	13	VT	WI	WI	R			RW 2" PP 8" HWR		57	13	8	0	8		14-ER-E1-13-57-13-3	3	WR
	14	14-ER-E1-14-120-14	ER	E1	14										120	14	VT	WI	WI	R			RW 2" PP 8" HWR		120	14	8	0	8		14-ER-E1-14-120-14-6	6	WR
	14	14-ER-E1-14-13-0	ER	E1	14										13	0	VT	WI	WI	R			EOBR WR under channel 4" HWR		13	0	4	0	4		14-ER-E1-14-13-0-1	1	WR
	14	14-ER-E1-14-210-14	ER	E1	14										210	14	VT	WI	WI	R			RW 2" PP 8" HWR		210	14	8	0	8		14-ER-E1-14-210-14-8	8	WR
	14	14-ER-E1-14-237-0	ER	E1	14										237	0	VT	WI	WI	R			RW 2" PP 8" HWR		237	USBR	8	0	8		14-ER-E1-14-237-USBR-1	10	WR
	14	14-ER-E1-14-239-5	ER	E1	14										239	5	VT	WI	WI	R			RW 3" GN 16" VWR		239	5	0	16	16		14-ER-E1-14-239-5-9	9	WR
	14	14-ER-E1-14-30-13	ER	E1	14										30	13	VT	WI	WI	R			RW 2" PP 8" HWR		30	13	8	0	8		14-ER-E1-14-30-13-2	2	WR
	14	14-ER-E1-14-44-13	ER	E1	14										44	13	VT	WI	WI	R			RW LH edge of scarf PL 16" HWR		44	13	16	0	16		14-ER-E1-14-44-13-3	3	WR
	14	14-ER-E1-14-61-14	ER	E1	14										61	14	VT	WI	WI	R			RW 2" PP 8" HWR		61	14	8	0	8		14-ER-E1-14-61-14-4	4	WR
	14	14-ER-E1-14-91-14	ER	E1	14										91	14	VT	WI	WI	R			RW 2" PP 8" HWR		91	14	8	0	8		14-ER-E1-14-91-14-5	5	WR
	14	14-ER-E1-14-95-0	ER	E1	14										95	0	VT	WI	WI	R			RW 2" PP 8" HWR		95	USBR	8	0	8		14-ER-E1-14-95-USBR-7	7	WR
	14	14-ER-E1-15-1-14	ER	E1	15										1	14	VT	WI	WI	R			RW 2" PP 8" HWR		1	14	8	0	8		14-ER-E1-15-1-14-1	1	WR
	14	14-ER-E1-15-122-13	ER	E1	15										122	13	VT	WI	WI	R			RW 2" PP 8" HWR		122	13	8	0	8		14-ER-E1-15-122-13-6	6	WR
	14	14-ER-E1-15-152-13	ER	E1	15										152	13	VT	WI	WI	R			RW 2" PP 8" HWR		152	13	8	0	8		14-ER-E1-15-152-13-8	8	WR

			Shell Location			Master Features Legend	TesTex NDE								EEI NDE								Notes	Photo Links	Recommended Repairs								Repair Type Legend
Date	Tank No.	Overall ID	General Location			Master Feature	TesTex Indication ID on Plate	TexTex Reported Indication Location		TesTex NDE			Minimum Wall Thickness (in)	Depth of Topside Indication(in)	Center of Indication: X (in)	Center of Indication: Y (in)	Method	Indication Type	SIMPLIFIED INDICATION TYPE	EEI Recommendation (Repair or No Repair)	Minimum Thickness (in)	Depth (in)			Center of Repair: X (in)	Center of Repair: Y (in)	Width or Dia (in)	Height (in)	Length of Weld (in)	Area of PP (sq in)	EEI repair No.	Repair No. on Plate	Repair Type (Patch, Weld, Other)
			Location in Tank	Shell Course	Plate Number			X Coordinate (in)	Y Coordinate (in)	Method	Indication Type	SIMPLIFIED INDICATION TYPE																					
	14	14-ER-E1-15-162-13	ER	E1	15										162	13	VT	LOF	LOF	R			8" HWR		162	13	8	0	8		14-ER-E1-15-162-13-10	10	WR
	14	14-ER-E1-15-181-14	ER	E1	15										181	14	VT	WI	WI	R			RW 2" PP 8" HWR		181	14	8	0	8		14-ER-E1-15-181-14-9	9	WR
	14	14-ER-E1-15-45-13	ER	E1	15										45	13	VT	WI	WI	R			RW LHS scarf PL 18" HWR		45	13	18	0	18		14-ER-E1-15-45-13-2	2	WR
	14	14-ER-E1-15-47-0	ER	E1	15										47	0	VT	RI	RI	R			4" HWR		47	0	4	0	4		14-ER-E1-15-47-0-3	3	WR
	14	14-ER-E1-15-47-0	ER	E1	15										47	0	VT	WI	WI	R			RW 2" PP 8" HWR		47	USBR	8	0	8		14-ER-E1-15-47-USBR-4	4	WR
	14	14-ER-E1-15-92-13	ER	E1	15										92	13	VT	WI	WI	R			RW 2" PP 8" HWR		92	13	8	0	8		14-ER-E1-15-92-13-5	5	WR
	14	14-ER-E1-15-95-0	ER	E1	15										95	0	VT	WI	WI	R			RW 2" PP 8" HWR		95	USBR	8	0	8		14-ER-E1-15-95-USBR-7	7	WR
	14	14-ER-E1-16-29-2	ER	E1	16										29	2	VT	GOUGE	G	R			SG WR 2" VWR		29	2	0	2	2		14-ER-E1-16-29-2-3	3	WR
	14	14-ER-E1-16-53-0	ER	E1	16										53	0	VT	WI	WI	R			RW 2" PP 8" HWR		53	USBR	8	0	8		14-ER-E1-16-53-USBR-4	4	WR
	14	14-ER-E1-16-5-0	ER	E1	16										5	0	VT	WI	WI	R			RW angle iron INT 12" HWR + 12" VW		5	USBR	12	12	24		14-ER-E1-16-5-USBR-1	1	WR
	14	14-ER-E1-16-5-0	ER	E1	16										5	0	VT	WI	WI	R			RW 2" PP 8" HWR		5	USBR	8	0	8		14-ER-E1-16-5-USBR-2	2	WR
	14	14-ER-E1-17-60-14	ER	E1	17		1	60	14	VT	P	P			60	14	VT	P,RI	RI	R			4" HWR		60	14	4	0	4		14-ER-E1-17-60-14-1	1	WR
	14	14-ER-E1-17-0-6	ER	E1	17		2	0	6	VT	P	P			0	6	VT	LOF,RI	LOF	R			5" HWR		0	6	5	0	5		14-ER-E1-17-0-6-2	2	WR
	14	14-ER-E1-17-103-14	ER	E1	17										103	14	VT	P	RI	R			5" HWR		103	14	5	0	5		14-ER-E1-17-103-14-10	10	WR
	14	14-ER-E1-17-108-0	ER	E1	17										108	0	VT	P	RI	R			WR RHS scarf PL 8" HWR		108	USBR	8	0	8		14-ER-E1-17-108-USBR-1	12	WR
	14	14-ER-E1-17-134-14	ER	E1	17										134	14	VT	LOF	LOF	R			5" HWR		134	14	5	0	5		14-ER-E1-17-134-14-11	11	WR
	14	14-ER-E1-17-154-0	ER	E1	17										154	0	VT	P	RI	R			RW 2" PP 8" HWR		154	USBR	8	0	8		14-ER-E1-17-154-USBR-1	14	WR
	14	14-ER-E1-17-164-0	ER	E1	17										164	0	VT	LOF	LOF	R			6" HWR		164	USBR	6	0	6		14-ER-E1-17-164-USBR-1	15	WR
	14	14-ER-E1-17-19-1	ER	E1	17										19	1	VT	GOUGE	G	R			SG WR 2" VWR		19	1	0	2	2		14-ER-E1-17-19-1-4	4	WR
	14	14-ER-E1-17-196-6	ER	E1	17										196	6	VT	P	RI	R			8" CWR on GN		196	6	0	8	8		14-ER-E1-17-196-6-13	13	WR
	14	14-ER-E1-17-202-0	ER	E1	17										202	0	VT	P	RI	R			RW 2" PP 8" HWR		202	USBR	8	0	8		14-ER-E1-17-202-USBR-1	16	WR
	14	14-ER-E1-17-2-14	ER	E1	17										2	14	VT	LOF	LOF	R			RW 2" PP 8" HWR		2	14	8	0	8		14-ER-E1-17-2-14-3	3	WR
	14	14-ER-E1-17-225-0	ER	E1	17										225	0	VT	RI	RI	R			EOBR WR under RHS of channel		225	0	4	0	4		14-ER-E1-17-225-0-18	18	WR
	14	14-ER-E1-17-235-14	ER	E1	17										235	14	VT		LOF	R			4" HWR		235	14	4	0	4		14-ER-E1-17-235-14-17	17	WR
	14	14-ER-E1-17-47-14	ER	E1	17										47	14	VT	LOF	LOF	R			RW LHS scarf PL 24" HWR		47	14	24	0	24		14-ER-E1-17-47-14-5	5	WR
	14	14-ER-E1-17-47-0	ER	E1	17										47	0	VT	LOF	LOF	R			RW 2" PP 8" HWR		47	USBR	8	0	8		14-ER-E1-17-47-USBR-6	6	WR
	14	14-ER-E1-17-50-0	ER	E1	17										50	0	VT	P	RI	R			4" HWR		50	USBR	4	0	4		14-ER-E1-17-50-USBR-7	7	WR
	14	14-ER-E1-17-85-14	ER	E1	17										85	14	VT	LOF	LOF	R			5" HWR		85	14	5	0	5		14-ER-E1-17-85-14-8	8	WR
	14	14-ER-E1-17-95-14	ER	E1	17										95	14	VT	RI	RI	R			5" HWR		95	14	5	0	5		14-ER-E1-17-95-14-9	9	WR
	14	14-ER-E1-18-56-14	ER	E1	18		1	57	14	VT	WI	WI			56	14	VT	LOF	LOF	R			10" HWR		56	14	10	0	10		14-ER-E1-18-56-14-1	1	WR
	14	14-ER-E1-18-114-0	ER	E1	18										114	0	VT	RI	RI	R			4" HWR		114	USBR	4	0	4		14-ER-E1-18-114-USBR-7	7	WR
	14	14-ER-E1-18-11-0	ER	E1	18										11	0	VT	P	RI	R			RW 2" PP 8" HWR		11	USBR	8	0	8		14-ER-E1-18-11-USBR-3	3	WR
	14	14-ER-E1-18-124-0	ER	E1	18										124	0	VT	RI	RI	R			4" HWR		124	USBR	4	0	4		14-ER-E1-18-124-USBR-8	8	WR
	14	14-ER-E1-18-152-0	ER	E1	18										152	0	VT	LOF	LOF	R			RW 2" PP 8" HWR		152	USBR	8	0	8		14-ER-E1-18-152-USBR-9	9	WR
	14	14-ER-E1-18-16-0	ER	E1	18										16	0	VT	RI	RI	R			LHS scarf PL 4" HWR		16	USBR	4	0	4		14-ER-E1-18-16-USBR-4	4	WR
	14	14-ER-E1-18-20-0	ER	E1	18										20	0	VT	RI	RI	R			RHS scarf PL 4" HWR		20	USBR	4	0	4		14-ER-E1-18-20-USBR-5	5	WR
	14	14-ER-E1-18-47-14	ER	E1	18										47	14	VT	LOF	LOF	R			20" HWR underside top rib @ INT		47	14	20	0	20		14-ER-E1-18-47-14-2	2	WR
	14	14-ER-E1-18-54-0	ER	E1	18										54	0	VT	LOF	LOF	R			RW 2" PP 8" HWR		54	USBR	8	0	8		14-ER-E1-18-54-USBR-6	6	WR
	14	14-ER-E1-19-100-14	ER	E1	19										100	14	VT	LOF	LOF	R			RW 2" PP 8" HWR		100	14	8	0	8		14-ER-E1-19-100-14-5	5	WR
	14	14-ER-E1-19-112-14	ER	E1	19										112	14	VT	RI	RI	R			6" HWR LHS of scarf PL		112	14	6	0	6		14-ER-E1-19-112-14-6	6	WR
	14	14-ER-E1-19-117-14	ER	E1	19										117	14	VT	RI	RI	R			6" HWR RHS of scarf PL		117	14	6	0	6		14-ER-E1-19-117-14-7	7	WR
	14	14-ER-E1-19-121-0	ER	E1	19										121	0	VT	RI	RI	R			8" HWR		121	USBR	8	0	8		14-ER-E1-19-121-USBR-1	11	WR
	14	14-ER-E1-19-124-0	ER	E1	19										124	0	VT	RI	RI	R			RW 2" PP 8" HWR		124	USBR	8	0	8		14-ER-E1-19-124-USBR-1	10	WR
	14	14-ER-E1-19-160-17	ER	E1	19										160	17	VT	WI	WI	R			2" WR		160	17	2	0	2		14-ER-E1-19-160-17-12	12	WR
	14	14-ER-E1-19-30-14	ER	E1	19										30	14	VT	LOF	LOF	R			4" HWR		30	14	4	0	4		14-ER-E1-19-30-14-2	2	WR
	14	14-ER-E1-19-30-0	ER	E1	19										30	0	VT	LOF	LOF	R			RW 2" PP 8" HWR		30	USBR	8	0	8		14-ER-E1-19-30-USBR-1	1	WR
	14	14-ER-E1-19-41-14	ER	E1	19										41	14	VT	RI	RI	R			4" HWR		41	14	4	0	4		14-ER-E1-19-41-14-3	3	WR
	14	14-ER-E1-19-78-0	ER	E1	19										78	0	VT	LOF	LOF	R			RW 2" PP 8" HWR		78	USBR	8	0	8		14-ER-E1-19-78-USBR-8	8	WR
	14	14-ER-E1-19-87-13	ER	E1	19										87	13	VT	LOF	LOF	R			RW 4" PP 16" VWR		87	13	0	16	16		14-ER-E1-19-87-13-4	4	WR
	14	14-ER-E1-19-88-0	ER	E1	19										88	0	VT	RI	RI	R			LHS corner scarf PL 4" HWR		88	USBR	4	0	4		14-ER-E1-19-88-USBR-9	9	WR
8/2/2017	14	14-BA-28-1-82-0	BA	28	1		1	82	0	BFET	WI	WI			82	0	VT	WI	WI	R					82	0	6	0	6		14-BA-28-1-82-0-1	1	WR
10/9/2017	14	14-BA-28-1-200-32	BA	28	1										200	32	VT	P	RI	R			Expansion Joint plug weld repair		200	32	6	0	6		14-BA-28-1-200-32-2	2	WR
8/2/2017	14	14-BA-28-2-150-30	BA	28	2		1	150	30	VT	P	P			150	30	VT	P	RI	R					150	30	4	0	4		14-BA-28-2-150-30-1	1	WR
	14	14-BA-28-2-30-0	BA	28	2										30	0				N/A			Master Feature										
	14	14-BA-28-2-90-0	BA	28	2										90	0				N/A			Master Feature										

			Shell Location			Master Features Legend	TesTex NDE							EEI NDE								Notes	Photo Links	Recommended Repairs								Repair Type Legend
Date	Tank No.	Overall ID	General Location			Master Feature	TesTex Indication ID on Plate	TexTex Reported Indication Location		TesTex NDE			Minimum Wall Thickness (in)	Depth of Topside Indication(in)	Center of indication: X (in)	Center of indication: Y (in)	Method	Indication Type	SIMPLIFIED INDICATION TYPE	EEI Recommendation (Repair or No Repair)	Minimum Thickness (in)	Depth (in)			Center of Repair: X (in)	Center of Repair: Y (in)	Width or Dia (in)	Height (in)	Length of Weld (in)	Area of PP (sq in)	EEI repair No.	Repair No. on Plate	Repair Type (Patch, Weld, Other)
			Location in Tank	Shell Course	Plate Number			X Coordinate (in)	Y Coordinate (in)	Method	Indication Type	SIMPLIFIED INDICATION TYPE																				
	14	14-BA-28-2-150-0	BA	28	2										150	0				N/A			Master Feature										
	14	14-BA-28-2-210-0	BA	28	2										210	0				N/A			Master Feature										
8/2/2017	14	14-BA-28-3-25-30	BA	28	3		1	25	30	VT	UC	UC		0.09	25	30	VT	UC	UC	R					25	30	6	0	6		14-BA-28-3-25-30-1	1	WR
8/2/2017	14	14-BA-28-3-87-0	BA	28	3		2	87	0	VT	UC	UC		0.09	87	0	VT	UC	UC	R					87	0	0	2	2		14-BA-28-3-87-0-2	2	WR
8/2/2017	14	14-BA-28-3-96-30	BA	28	3		3	96	30	BFET	WI	WI			96	30	VT	WI	WI	R					103	30	20	0	20		14-BA-28-3-103-30-3	3	WR
8/2/2017	14	14-BA-28-3-101-30	BA	28	3		4	101	30	VT	P	P			101	30	VT	P	RI	R					103	30	20	0	20		14-BA-28-3-103-30-3	3	WR
8/2/2017	14	14-BA-28-3-105-30	BA	28	3		5	105	30	BFET	WI	WI			105	30	VT	WI	WI	R					103	30	20	0	20		14-BA-28-3-103-30-3	3	WR
8/2/2017	14	14-BA-28-3-109-30	BA	28	3		6	109	30	BFET	P	P			109	30	VT	P	RI	R					103	30	20	0	20		14-BA-28-3-103-30-3	3	WR
9/22/2017	14	14-BA-28-3-30-0	BA	28	3										30	0				N/A			DIAMOND PP										
9/22/2017	14	14-BA-28-3-90-0	BA	28	3										90	0				N/A			DIAMOND PP										
9/22/2017	14	14-BA-28-3-150-0	BA	28	3										150	0				N/A			DIAMOND PP										
9/22/2017	14	14-BA-28-3-210-0	BA	28	3										210	0				N/A			DIAMOND PP										
9/22/2017	14	14-BA-28-3-204-0	BA	28	3										204	0				N/A			1" CIRCULAR PP										
9/22/2017	14	14-BA-28-3-0-2	BA	28	3										0	2				N/A			4" VERT PP										
9/22/2017	14	14-BA-28-3-150-6	BA	28	3										150	6				N/A			3" CIRCULAR PP										
9/22/2017	14	14-BA-28-3-30-0	BA	28	3										30	0				N/A			4" Diamond Patch Plate										
9/22/2017	14	14-BA-28-3-90-0	BA	28	3										90	0				N/A			4" Diamond Patch Plate										
9/22/2017	14	14-BA-28-3-150-0	BA	28	3										150	0				N/A			4" Diamond Patch Plate										
9/22/2017	14	14-BA-28-3-210-0	BA	28	3										210	0				N/A			4" Diamond Patch Plate										
9/22/2017	14	14-BA-28-3-0-2	BA	28	3										0	2				N/A			4" Rectangle Patch Plate										
9/22/2017	14	14-BA-28-3-204-0	BA	28	3										204	0				N/A			4" Rectangle Patch Plate										
8/19/2017	14		BA	28	4						NRI	NRI								N/A													
8/24/2017	14	14-BA-28-5-33-32	BA	28	5		1	33	32	VT	WI	WI			33	32	VT	WI	WI	R			6" HWR AR		33	32	6	0	6		14-BA-28-5-33-32-1	1	WR
8/24/2017	14	14-BA-28-5-91.5-21	BA	28	5		2	78-105	10-32	VT	BULGE	B			91.5	21	VT	BULGE	B	NR			NR										
8/28/2017	14	14-BA-28-5-177-30	BA	28	5		3	177	30	VT	P	P			177	30	VT	P	RI	R			4" HWR AR		177	30	4	0	4		14-BA-28-5-177-30-2	2	WR
8/28/2017	14	14-BA-28-5-191-30	BA	28	5		4	191	30	VT	P	P			191	30	VT	P	RI	R			4" HWR AR		191	30	4	0	4		14-BA-28-5-191-30-3	3	WR
8/28/2017	14	14-BA-28-5-218.5-16	BA	28	5		5	206-231	4-28	VT	BULGE	B			218.5	16	VT	BULGE	B	NR			NR										
8/28/2017	14	14-BA-28-6-15.5-16.5	BA	28	6		1	2-29	3-30	VT	BULGE	B			15.5	16.5	VT	BULGE	B	NR			NR										
8/28/2017	14	14-BA-28-6-57-30	BA	28	6		2	57	30	VT	P	P			57	30	VT	P	RI	NR			NR										
8/28/2017	14	14-BA-28-6-218.5-16	BA	28	6		3	200-237	4-28	VT	BULGE	B			218.5	16	VT	BULGE	B	NR			NR										
8/28/2017	14	14-BA-28-6-131-30	BA	28	6										131	30	VT	UC	UC	R			4" HWR		131	30	4	0	4		14-BA-28-6-131-30-1	1	WR
8/31/2017	14	14-BA-28-7-150-0	BA	28	7		1	150	0	VT	P	P			150	0	VT	P	RI	R			4" HWR		150	0	4	0	4		14-BA-28-7-150-0-1	1	WR
9/6/2017	14	14-BA-28-8-65-30	BA	28	8		1	65	30	VT	P	P			65	30	VT	P	RI	R					65	30	4	0	4		14-BA-28-8-65-30-1	1	WR
9/6/2017	14	14-BA-28-8-219-15.5	BA	28	8		2	204-234	4-27	VT	BULGE	B			219	15.5	VT	BULGE	B	NR													
9/6/2017	14	14-BA-28-8-149-0	BA	28	8		3	149	0	VT	P	P			149	0	VT	P	RI	R					149	0	4	0	4		14-BA-28-8-149-0-2	2	WR
	14	14-BA-28-8-30-0	BA	28	8										30	0				N/A			Master Feature										
	14	14-BA-28-8-90-0	BA	28	8										90	0				N/A			Master Feature										
	14	14-BA-28-8-150-0	BA	28	8										150	0				N/A			Master Feature										
	14	14-BA-28-8-210-0	BA	28	8										210	0				N/A			Master Feature										
	14	14-BA-28-8-185-30	BA	28	8										185	30				N/A			Vertical Weld in Plate										
9/11/2017	14	14-BA-28-9-15.5-15	BA	28	9		1	0-31	0-30	VT	BULGE	B			15.5	15	VT	BULGE	B	NR													
9/11/2017	14	14-BA-28-9-223.5-18.5	BA	28	9		2	210-237	7-30	VT	BULGE	B			223.5	18.5	VT	BULGE	B	NR													
	14	14-BA-28-9-30-0	BA	28	9										30	0				N/A			3" PP										
	14	14-BA-28-9-90-0	BA	28	9										90	0				N/A			3" PP										
	14	14-BA-28-9-150-0	BA	28	9										150	0				N/A			3" PP										
	14	14-BA-28-9-210-0	BA	28	9										210	0				N/A			3" PP										
	14	14-BA-28-9-197-0	BA	28	9										197	0				N/A			3" PP										
	14	14-BA-28-9-0-5	BA	28	9										0	5				N/A			3" PP										
	14	14-BA-28-10-11.5-18.5	BA	28	10		1	0-23	5-32	VT	BULGE	B			11.5	18.5	VT	BULGE	B	NR													
	14	14-BA-28-10-117-19	BA	28	10		2	104-130	6-32	VT	BULGE	B			117	19	VT	BULGE	B	NR													
	14	14-BA-28-10-30-0	BA	28	10										30	0				N/A			3" PP										
	14	14-BA-28-10-90-0	BA	28	10										90	0				N/A			3" PP										
	14	14-BA-28-10-150-0	BA	28	10										150	0				N/A			3" PP										
	14	14-BA-28-10-210-0	BA	28	10										210	0				N/A			3" PP										
	14	14-BA-28-10-148-0	BA	28	10										148	0	VT	LOF	LOF	R					148	0	4	0	4		14-BA-28-10-148-0-1	1	WR

			Shell Location			Master Features Legend	TesTex NDE							EEI NDE								Notes	Photo Links	Recommended Repairs								Repair Type Legend
			General Location					TexTex Reported Indication Location		TesTex NDE																							
Date	Tank No.	Overall ID	Location in Tank	Shell Course	Plate Number	Master Feature	TesTex Indication ID on Plate	X Coordinate (in)	Y Coordinate (in)	Method	Indication Type	SIMPLIFIED INDICATION TYPE	Minimum Wall Thickness (in)	Depth of Topside Indication(in)	Center of Indication: X (in)	Center of Indication: Y (in)	Method	Indication Type	SIMPLIFIED INDICATION TYPE	EEI Recommendation (Repair or No Repair)	Minimum Thickness (in)	Depth (in)			Center of Repair: X (in)	Center of Repair: Y (in)	Width or Dia (in)	Height (in)	Length of Weld (in)	Area of PP (sq in)	EEI repair No.	Repair No. on Plate	Repair Type (Patch, Weld, Other)
	14	14-BA-28-11-187-17	BA	28	11		1	187	17	LFET	BC	BC	0.192		187	17	PAUT	BC	BC	NR			tr > .160										
	14	14-BA-28-11-30-0	BA	28	11										30	0				N/A			3" PP										
	14	14-BA-28-11-90-0	BA	28	11										90	0				N/A			3" PP										
	14	14-BA-28-11-150-0	BA	28	11										150	0				N/A			3" PP										
	14	14-BA-28-11-210-0	BA	28	11										210	0				N/A			3" PP										
9/13/2017	14	14-BA-28-12-108-30	BA	28	12		1	186-30	30	VT	P	P			108	30	VT	P	RI	R					187	30	2	0	2		14-BA-28-12-187-30-1	1	WR
9/13/2017	14	14-BA-28-12-20-0	BA	28	12		2	40-0	0	BFET	WI	WI			20	0	VT	WI	WI	R					161	0	6	0	6		14-BA-28-12-161-0-2	2	WR
	14	14-BA-28-12-30-0	BA	28	12										30	0				N/A			3" PP										
	14	14-BA-28-12-90-0	BA	28	12										90	0				N/A			3" PP										
	14	14-BA-28-12-150-0	BA	28	12										150	0				N/A			3" PP										
	14	14-BA-28-12-210-0	BA	28	12										210	0				N/A			3" PP										
	14	14-BA-28-12-58-5	BA	28	12										58	5				N/A			4" PP										
9/9/2017	14	14-BA-28-13-61-8	BA	28	13		1	61	8	VT	TC	TS			61	8	VT	TS	TS	R					61	8	4	0	4		14-BA-28-13-61-8-2	2	WR
9/9/2017	14	14-BA-28-13-219-24	BA	28	13		2	219	24	LFET	BC	BC	0.13		219	24	PAUT	BC	BC	R			tr<=0.160		221	23	14	10	48	140	14-BA-28-13-221-23-1	1	PP
	14	14-BA-28-13-30-0	BA	28	13										30	0				N/A			3" PP										
	14	14-BA-28-13-90-0	BA	28	13										90	0				N/A			3" PP										
	14	14-BA-28-13-150-0	BA	28	13										150	0				N/A			3" PP										
	14	14-BA-28-13-210-0	BA	28	13										210	0				N/A			3" PP										
	14	14-BA-28-13-169-0	BA	28	13										169	0				N/A			3" PP										
9/5/2017	14	14-BA-28-14-233-0	BA	28	14		1	233	0	BFET	WI	WI			233	0	VT	WI	WI	NR													
9/5/2017	14	14-BA-28-14-160-30	BA	28	14		2	160	30	VT	P	P			160	30	VT	P	RI	R					160	30	2	0	2		14-BA-28-14-160-30-1	1	WR
9/5/2017	14	14-BA-28-15-120-30	BA	28	15		1	120	30	BFET	WI	WI			120	30	VT	WI	WI	R					120	30	2	0	2		14-BA-28-15-120-30-1	1	WR
9/5/2017	14	14-BA-28-15-86-0	BA	28	15		2	86	0	BFET	WI	WI			86	0	VT	WI	WI	R					86	0	2	0	2		14-BA-28-15-86-0-2	2	WR
9/5/2017	14	14-BA-28-15-93-0	BA	28	15		3	93	0	VT	P	P			93	0	VT	P	RI	R					93	0	2	0	2		14-BA-28-15-93-0-3	3	WR
8/29/2017	14	14-BA-28-16-21-30	BA	28	16		1	21	30	VT	P	P			21	30	VT	P	RI	R					21	30	2	0	2		14-BA-28-16-21-30-1	1	WR
8/29/2017	14	14-BA-28-16-123-30	BA	28	16		2	123	30	VT	P	P			123	30	VT	P	RI	R					123	30	2	0	2		14-BA-28-16-123-30-2	2	WR
8/29/2017	14	14-BA-28-16-165-30	BA	28	16		3	165	30	VT	P	P			165	30	VT	P	RI	NR													
8/29/2017	14	14-BA-28-16-177-30	BA	28	16		4	177	30	VT	P	P			177	30	VT	P	RI	R					177	30	2	0	2		14-BA-28-16-177-30-3	3	WR
8/29/2017	14	14-BA-28-16-181-30	BA	28	16		5	181	30	VT	P	P			181	30	VT	P	RI	NR													
8/29/2017	14	14-BA-28-16-209-30	BA	28	16		6	209	30	VT	P	P			209	30	VT	P	RI	NR													
8/29/2017	14	14-BA-28-16-143-0	BA	28	16		7	143	0	BFET	WI	WI			143	0	VT	WI	WI	NR													
8/29/2017	14	14-BA-28-16-148-33	BA	28	16										148	33	VT	P	RI	R			Plug Weld Repair		148	33	2	0	2		14-BA-28-16-148-33-5	5	WR
8/29/2017	14	14-BA-28-16-198-33	BA	28	16										198	33	VT	P	RI	R			Plug Weld Repair		198	33	2	0	2		14-BA-28-16-198-33-7	7	WR
8/29/2017	14	14-BA-28-16-240-33	BA	28	16										240	33	VT	P	RI	R			Plug Weld Repair		240	33	2	0	2		14-BA-28-16-240-33-6	6	WR
8/29/2017	14	14-BA-28-16-98-33	BA	28	16										98	33	VT	P	RI	R			Plug Weld Repair		98	33	2	0	2		14-BA-28-16-98-33-4	4	WR
8/21/2017	14	14-BA-27-1-3-44	BA	27	1		1	3	44	LFET	BC	BC	0.198		3	44	PAUT	BC	BC	NR			Tmin > 0.200"										
8/2/2017	14	14-BA-27-2-0-21	BA	27	2		1	0	21	VT	UC	UC		0.16	0	21	VT	UC	UC	R					0	21	0	4	4		14-BA-27-2-0-21-1	1	WR
8/2/2017	14	14-BA-27-2-210-0	BA	27	2		2	210	0	VT	P	P			210	0	VT	P	RI	R					210	0	0	6	6		14-BA-27-2-210-0-2	2	WR
	14	14-BA-27-2-30-0	BA	27	2										30	0	VT			N/A			Master Feature										
	14	14-BA-27-2-90-0	BA	27	2										90	0	VT			N/A			Master Feature										
	14	14-BA-27-2-150-0	BA	27	2										150	0	VT			N/A			Master Feature										
	14	14-BA-27-2-210-0	BA	27	2										210	0	VT			N/A			Master Feature										
	14	14-BA-27-2-0-40	BA	27	2										0	40	VT			N/A			6" PP										
	14	14-BA-27-2-0-50	BA	27	2										0	50	VT			N/A			6" PP										
	14	14-BA-27-2-220-39	BA	27	2										220	39	VT			N/A			3" PP										
8/19/2017	14	14-BA-27-3-184-0	BA	27	3		1	184	0	VT	WI	WI			184	0	VT	WI	WI	R					184	0	4	0	4		14-BA-27-3-184-0-1	1	WR
8/19/2017	14	14-BA-27-3-195-0	BA	27	3		2	195	0	VT	WI	WI			195	0	VT	WI	WI	R					195	0	4	0	4		14-BA-27-3-195-0-2	2	WR
8/19/2017	14	14-BA-27-3-214-0	BA	27	3		3	204-224	0	VT	P, UC	P		?	214	0	VT	P,UC	RI	R					214	0	4	0	4		14-BA-27-3-214-0-3	3	WR
9/22/2017	14	14-BA-27-3-30-0	BA	27	3										30	0				N/A			4" Diamond Patch Plate										
9/22/2017	14	14-BA-27-3-90-0	BA	27	3										90	0				N/A			4" Diamond Patch Plate										
9/22/2017	14	14-BA-27-3-150-0	BA	27	3										150	0				N/A			4" Diamond Patch Plate										
9/22/2017	14	14-BA-27-3-210-0	BA	27	3										210	0				N/A			4" Diamond Patch Plate										
9/22/2017	14	14-BA-27-3-29-4	BA	27	3										29	4				N/A			3" Circle Patch Plate										
9/22/2017	14	14-BA-27-3-240-46	BA	27	3										240	46				N/A			3" Rectangle Patch Plate										
9/22/2017	14	14-BA-27-3-240-39	BA	27	3										240	39				N/A			3" Rectangle Patch Plate										

			Shell Location			Master Features Legend	TesTex NDE							EEI NDE								Notes	Photo Links	Recommended Repairs								Repair Type Legend
Date	Tank No.	Overall ID	General Location			Master Feature	TesTex Indication ID on Plate	TexTex Reported Indication Location		TesTex NDE		SIMPLIFIED INDICATION TYPE	Minimum Wall Thickness (in)	Depth of Topside Indication(in)	Center of Indication: X (in)	Center of Indication: Y (in)	Method	Indication Type	SIMPLIFIED INDICATION TYPE	EEI Recommendation (Repair or No Repair)	Minimum Thickness (in)	Depth (in)			Center of Repair: X (in)	Center of Repair: Y (in)	Width or Dia (in)	Height (in)	Length of Weld (in)	Area of PP (sq in)	EEI repair No.	Repair No. on Plate	Repair Type (Patch, Weld, Other)
			Location in Tank	Shell Course	Plate Number			X Coordinate (in)	Y Coordinate (in)	Method	Indication Type																					
9/22/2017	14	14-BA-27-3-240-32	BA	27	3										240	32				N/A			6" Rectangle Patch Plate									
9/22/2017	14	14-BA-27-3-57-32	BA	27	3										57	32				N/A			3" Nozzle									
8/24/2017	14	14-BA-27-4-111-54	BA	27	4		1	111	54	VT	Dent	D			111	54	VT	DENT	D	NR			NR									
8/28/2017	14	14-BA-27-5-31-4	BA	27	5		1	31	4	LFET	BC	BC	0.185		31	4	PAUT	AMINATIO	LAM	NR			Internal plate feature									
8/28/2017	14	14-BA-27-5-16-29	BA	27	5		2	4-28	5-53	VT	BULGE	B			16	29	VT	BULGE	B	NR			NR									
8/28/2017	14	14-BA-27-5-48-33.5	BA	27	5		3	40-56	10-57	VT	BULGE	B			48	33.5	VT	BULGE	B	NR			NR									
8/28/2017	14	14-BA-27-5-227.5-28.5	BA	27	5		4	215-240	0-57	VT	BULGE	B			227.5	28.5	VT	BULGE	B	NR			NR									
8/31/2017	14	14-BA-27-6-228-31	BA	27	6		1	216-240	11-51	VT	BULGE	B			228	31	VT	BULGE	B	NR			NR									
8/31/2017	14	14-BA-27-6-154-28.5	BA	27	6		2	135-173	8-49	VT	BULGE	B			154	28.5	VT	BULGE	B	NR			NR									
8/31/2017	14	14-BA-27-6-80-26	BA	27	6		3	66-94	6-46	VT	BULGE	B			80	26	VT	BULGE	B	NR			NR									
8/31/2017	14	14-BA-27-6-85-0	BA	27	6		4	85	0	VT	P	P			85	0	VT	P	RI	R			4" HWR AR		85	0	4	0	4		14-BA-27-6-85-0-1	1	WR
8/31/2017	14	14-BA-27-6-31-0	BA	27	6		5	31	0	VT	P	P			31	0	VT	P	RI	NR			NR									
8/31/2017	14	14-BA-27-6-234-6	BA	27	6		6	234	6	LFET	BC	BC	0.112		234	6	PAUT	BC	BC	NR	0.200		NR Tr 0.200									
8/31/2017	14	14-BA-27-6-30-56	BA	27	6										30	56	VT	P	RI	R			2" HWR		30	56	2	0	2		14-BA-27-6-30-56-2	2	WR
9/7/2017	14	14-BA-27-7-41-50.5	BA	27	7		1	26-56	45-56	VT	BULGE	B			41	50.5	VT	BULGE	B	NR			NR									
9/7/2017	14	14-BA-27-7-102.5-31	BA	27	7		2	89-116	10-52	VT	BULGE	B			102.5	31	VT	BULGE	B	NR			NR									
9/7/2017	14	14-BA-27-7-91-2	BA	27	7		3	91	2	LFET	BC	BC	0.179		91	2	PAUT	BC	BC	NR			NR UT > 0.180									
9/7/2017	14	14-BA-27-7-152-6	BA	27	7		4	152	6	LFET	BC	BC	0.189		152	6	PAUT	BC	BC	NR			NR UT > 0.180									
9/7/2017	14	14-BA-27-7-155-30	BA	27	7		5	130-180	0-60	VT	BULGE	B			155	30	VT	BULGE	B	NR			NR									
9/7/2017	14	14-BA-27-7-213.5-30	BA	27	7		6	187-240	0-60	VT	BULGE	B			213.5	30	VT	BULGE	B	NR			NR									
9/11/2017	14	14-BA-27-8-221.5-30	BA	27	8		1	203-240	0-60	VT	BULGE	B			221.5	30	VT	BULGE	B	NR												
9/11/2017	14	14-BA-27-8-30-0	BA	27	8		2	30	0	LFET	BC	BC	0.197		30	0	PAUT	BC	BC	NR			tr > .160									
9/11/2017	14	14-BA-27-8-18.5-28	BA	27	8		3	3-34	8-48	VT	BULGE	B			18.5	28	VT	BULGE	B	NR												
	14	14-BA-27-8-30-0	BA	27	8										30	0				N/A			Master Feature									
	14	14-BA-27-8-90-0	BA	27	8										90	0				N/A			Master Feature									
	14	14-BA-27-8-150-0	BA	27	8										150	0				N/A			Master Feature									
	14	14-BA-27-8-210-0	BA	27	8										210	0				N/A			Master Feature									
	14	14-BA-27-8-87-0	BA	27	8										87	0				N/A			Master Feature									
	14	14-BA-27-8-102-0	BA	27	8										102	0				N/A			Master Feature									
	14	14-BA-27-8-120-0	BA	27	8										120	0				N/A			Master Feature									
	14	14-BA-27-8-126-0	BA	27	8										126	0				N/A			Master Feature									
	14	14-BA-27-8-140-0	BA	27	8										140	0				N/A			Master Feature									
	14	14-BA-27-8-0-35	BA	27	8										0	35				N/A			Master Feature									
	14	14-BA-27-8-230-37	BA	27	8										230	37				N/A			Master Feature									
	14	14-BA-27-8-138-0	BA	27	8										138	0	VT	P	RI	R					138	0	4	0	4		14-BA-27-8-138-0-2	2	WR
	14	14-BA-27-8-152-58	BA	27	8										152	58	VT	P	RI	R					152	58	2	0	2		14-BA-27-8-152-58-1	1	WR
9/14/2017	14	14-BA-27-9-217.5-30	BA	27	9		1	195-240	0-60	VT	BULGE	B			217.5	30	VT	BULGE	B	NR												
9/14/2017	14	14-BA-27-9-155-30.5	BA	27	9		2	137-173	8-53	VT	BULGE	B			155	30.5	VT	BULGE	B	NR												
9/14/2017	14	14-BA-27-9-182-0	BA	27	9		3	182	0	BFET	WI	WI			182	0	VT	WI	WI	R					182	0	4	0	4		14-BA-27-9-182-0-1	1	WR
9/14/2017	14	14-BA-27-9-205-0	BA	27	9		4	205	0	VT	P	P			205	0	VT	P	RI	R					205	0	4	0	4		14-BA-27-9-205-0-2	2	WR
9/14/2017	14	14-BA-27-9-97-6.5	BA	27	9		5	90-104	2-11	LFET	BC	BC	0.185		97	6.5	PAUT	BC	BC	NR			tr > .160									
9/14/2017	14	14-BA-27-9-90.5-32	BA	27	9		6	70-111	11-53	VT	BULGE	B			90.5	32	VT	BULGE	B	NR												
9/14/2017	14	14-BA-27-9-98-31	BA	27	9		7	47150	7-55	VT	BULGE	B			98	31	VT	BULGE	B	NR												
9/14/2017	14	14-BA-27-9-21-4.5	BA	27	9		8	18-24	0-9	LFET	BC	BC	0.185		21	4.5	PAUT	BC	BC	NR			tr > .160									
	14	14-BA-27-9-30-0	BA	27	9										30	0				N/A			3" PP									
	14	14-BA-27-9-90-0	BA	27	9										90	0				N/A			3" PP									
	14	14-BA-27-9-150-0	BA	27	9										150	0				N/A			3" PP									
	14	14-BA-27-9-210-0	BA	27	9										210	0				N/A			3" PP									
	14	14-BA-27-10-108-0	BA	27	10		1	108	0	VT	P	P			108	0	VT	P	RI	NR												
	14	14-BA-27-10-147-24	BA	27	10		2	129-165	8-40	VT	BULGE	B			147	24	VT	BULGE	B	NR												
	14	14-BA-27-10-215.5-26.5	BA	27	10		3	197-234	5-48	VT	BULGE	B			215.5	26.5	VT	BULGE	B	NR												
	14	14-BA-27-10-30-0	BA	27	10										30	0				N/A			3" PP									
	14	14-BA-27-10-90-0	BA	27	10										90	0				N/A			3" PP									
	14	14-BA-27-10-150-0	BA	27	10										150	0				N/A			3" PP									
	14	14-BA-27-10-210-0	BA	27	10										210	0				N/A			3" PP									

			Shell Location			Master Features Legend	TesTex NDE							EEI NDE								Notes	Photo Links	Recommended Repairs								Repair Type Legend
Date	Tank No.	Overall ID	General Location			Master Feature	TesTex Indication ID on Plate	TexTex Reported Indication Location		TesTex NDE		SIMPLIFIED INDICATION TYPE	Minimum Wall Thickness (in)	Depth of Topside Indication(in)	Center of indication: X (in)	Center of indication: Y (in)	Method	Indication Type	SIMPLIFIED INDICATION TYPE	EEI Recommendation (Repair or No Repair)	Minimum Thickness (in)	Depth (in)			Center of Repair: X (in)	Center of Repair: Y (in)	Width or Dia (in)	Height (in)	Length of Weld (in)	Area of PP (sq in)	EEI repair No.	Repair No. on Plate	Repair Type (Patch, Weld, Other)
			Location in Tank	Shell Course	Plate Number			X Coordinate (in)	Y Coordinate (in)	Method	Indication Type																					
	14	14-BA-27-10-58-0	BA	27	10										58	0				N/A			3" PP										
	14	14-BA-27-10-170-37	BA	27	10										170	37				N/A			3" Grout Nozzle										
	14	14-BA-27-10-206-0	BA	27	10										206	0	VT	LOF	LOF	R					206	0	4	0	4		14-BA-27-10-206-0-1	1	WR
	14	14-BA-27-10-213-0	BA	27	10										213	0	VT	RI	RI	R					213	0	4	0	4		14-BA-27-10-213-0-2	2	WR
	14	14-BA-27-11-101-50	BA	27	11		1	101	50	LFET	BC	BC	0.188		101	50	PAUT	BC	BC	NR			tr > .160										
	14	14-BA-27-11-103-0	BA	27	11		2	103	0	VT	P	P			103	0	VT	P	RI	R					103	0	4	0	4		14-BA-27-11-103-0-1	1	WR
	14	14-BA-27-11-30-0	BA	27	11										30	0				N/A			3" PP										
	14	14-BA-27-11-90-0	BA	27	11										90	0				N/A			3" PP										
	14	14-BA-27-11-150-0	BA	27	11										150	0				N/A			3" PP										
	14	14-BA-27-11-210-0	BA	27	11										210	0				N/A			3" PP										
	14	14-BA-27-11-208-5	BA	27	11										208	5				N/A			3" PP										
	14	14-BA-27-11-0-14	BA	27	11										0	14				N/A			3" PP										
	14	14-BA-27-11-210-0	BA	27	11										210	0	VT	LOF	LOF	R					210	0	4	0	4		14-BA-27-11-210-0-2	2	WR
9/13/2017	14	14-BA-27-12-0-15	BA	27	12		1	0	15	VT	P	P			0	15	VT	P	RI	R					0	15	0	10	10		14-BA-27-12-0-15-1	1	WR
9/13/2017	14	14-BA-27-12-5-7	BA	27	12		2	5	7	LFET	BC	BC	0.186		5	7	PAUT	BC	BC	NR			tr > .160										
9/13/2017	14	14-BA-27-12-24-55	BA	27	12		3	24	55	LFET	BC	BC	0.187		24	55	PAUT	BC	BC	NR			tr > .160										
	14	14-BA-27-12-30-0	BA	27	12										30	0				N/A			3" PP										
	14	14-BA-27-12-90-0	BA	27	12										90	0				N/A			3" PP										
	14	14-BA-27-12-150-0	BA	27	12										150	0				N/A			3" PP										
	14	14-BA-27-12-210-0	BA	27	12										210	0				N/A			3" PP										
	14	14-BA-27-12-225-38	BA	27	12										225	38				N/A			3" Grout Nozzle										
	14	14-BA-27-12-211-58	BA	27	12										211	58	VT	LOF	LOF	R					211	58	4	0	4		14-BA-27-12-211-58-3	3	WR
	14	14-BA-27-12-186-58	BA	27	12										186	58	VT	LOF	LOF	R					186	58	4	0	4		14-BA-27-12-186-58-2	2	WR
9/9/2017	14	14-BA-27-13-98-44	BA	27	13		1	98	44	LFET	BC	BC	0.085		98	44	PAUT	BC	BC	R			tr<=0.160		94	50	56	42	196	2352	14-BA-27-13-94-50-1	1	PP
9/9/2017	14	14-BA-27-13-140-30	BA	27	13		2	140	30	VT	BULGE	B			140	30	VT	BULGE	B	NR													
9/9/2017	14	14-BA-27-13-105-30	BA	27	13		3	105	30	VT	BULGE	B			105	30	VT	BULGE	B	NR													
	14	14-BA-27-13-30-0	BA	27	13										30	0				N/A			3" PP										
	14	14-BA-27-13-90-0	BA	27	13										90	0				N/A			3" PP										
	14	14-BA-27-13-150-0	BA	27	13										150	0				N/A			3" PP										
	14	14-BA-27-13-210-0	BA	27	13										210	0				N/A			3" PP										
	14	14-BA-27-13-79-0	BA	27	13										79	0				N/A			3" PP										
9/6/2017	14	14-BA-27-14-26-0	BA	27	14		1	26	0	VT	P	P			26	0	VT	P	RI	NR													
8/29/2017	14	14-BA-27-15-66-0	BA	27	15		1	66	0	BFET	WI	WI			66	0	VT	WI	WI	R					66	0	2	0	2		14-BA-27-15-66-0-1	1	WR
8/29/2017	14	14-BA-27-15-81-0	BA	27	15										81	0	VT	P	RI	R					81	0	2	0	2		14-BA-27-15-81-0-2	2	WR
8/21/2017	14	14-BA-27-16-93-57	BA	27	16		1	93	57	BFET	WI	WI			93	57	VT	WI	WI	R					93	57	2	0	2		14-BA-27-16-93-57-1	1	WR
8/21/2017	14	14-BA-27-16-37-57	BA	27	16		2	37	57	BFET	WI	WI			37	57	VT	WI	WI	NR													
8/29/2017	14	14-BA-27-16-41-0	BA	27	16		3	41	0	VT	P	P			41	0	VT	P	RI	NR													
8/29/2017	14	14-BA-27-16-84-5	BA	27	16		4	84	5	VT	P	P			84	5	VT	P	RI	R					84	5	2	0	2		14-BA-27-16-84-5-2	2	WR
8/29/2017	14	14-BA-27-16-84-2	BA	27	16		5	84	2	VT	P	P			84	2	VT	P	RI	R					84	2	2	0	2		14-BA-27-16-84-2-3	3	WR
8/21/2017	14	14-BA-26-1-0-3	BA	26	1		1	0	3	VT	P	P			0	3	VT	P	RI	R					0	3	0	6	6		14-BA-26-1-0-3-1	1	WR
8/21/2017	14	14-BA-26-2-110-0	BA	26	2		1	110	0	BFET	WI	WI			110	0	VT	RI	WI	NR													
	14	14-BA-26-2-30-0	BA	26	2										30	0				N/A			Master Feature										
	14	14-BA-26-2-90-0	BA	26	2										90	0				N/A			Master Feature										
	14	14-BA-26-2-150-0	BA	26	2										150	0				N/A			Master Feature										
	14	14-BA-26-2-210-0	BA	26	2										210	0				N/A			Master Feature										
8/3/2017	14	14-BA-26-3-16-0	BA	26	3		1	16	0	BFET	WI	WI			16	0	VT	WI	WI	R					16	0	4	0	4		14-BA-26-3-16-0-1	1	WR
8/3/2017	14	14-BA-26-3-83-0	BA	26	3		2	83	0	VT	P	P			83	0	VT	P	RI	R					83	0	4	0	4		14-BA-26-3-83-0-2	2	WR
8/3/2017	14	14-BA-26-3-108-0	BA	26	3		3	108	0	BFET	WI	WI			108	0	VT	WI	WI	R					108	0	4	0	4		14-BA-26-3-108-0-3	3	WR
9/22/2017	14	14-BA-26-3-30-0	BA	26	3										30	0				N/A			4" Diamond Patch Plate										
9/22/2017	14	14-BA-26-3-90-0	BA	26	3										90	0				N/A			4" Diamond Patch Plate										
9/22/2017	14	14-BA-26-3-150-0	BA	26	3										150	0				N/A			4" Diamond Patch Plate										
9/22/2017	14	14-BA-26-3-210-0	BA	26	3										210	0				N/A			4" Diamond Patch Plate										
8/19/2017	14	14-BA-26-4-45-0	BA	26	4		1	35-55	0	BFET	WI	WI			45	0	VT	WI	WI	R			24" HWR AR		45	0	24	0	24		14-BA-26-4-45-0-1	1	WR
8/19/2017	14	14-BA-26-4-80-0	BA	26	4		2	80	0	BFET	WI	WI			80	0	VT	WI	WI	R			4" HWR AR		80	0	4	0	4		14-BA-26-4-80-0-2	2	WR
8/19/2017	14	14-BA-26-4-94-0	BA	26	4		3	91-97	0	BFET/VT	WI, P	WI			94	0	VT	P,WI	WI	R			4" HWR AR		94	0	4	0	4		14-BA-26-4-94-0-3	3	WR

			Shell Location			Master Features Legend	TesTex NDE							EEI NDE								Notes	Photo Links	Recommended Repairs								Repair Type Legend
Date	Tank No.	Overall ID	General Location			Master Feature	TesTex Indication ID on Plate	TexTex Reported Indication Location		TesTex NDE		SIMPLIFIED INDICATION TYPE	Minimum Wall Thickness (in)	Depth of Topside Indication(in)	Center of Indication: X (in)	Center of Indication: Y (in)	Method	Indication Type	SIMPLIFIED INDICATION TYPE	EEI Recommendation (Repair or No Repair)	Minimum Thickness (in)	Depth (in)			Center of Repair: X (in)	Center of Repair: Y (in)	Width or Dia (in)	Height (in)	Length of Weld (in)	Area of PP (sq in)	EEI repair No.	Repair No. on Plate	Repair Type (Patch, Weld, Other)
			Location in Tank	Shell Course	Plate Number			X Coordinate (in)	Y Coordinate (in)	Method	Indication Type																					
8/19/2017	14	14-BA-26-4-17-60	BA	26	4		4	7-27	60	VT	BULGE	B			17	60	VT	BULGE	B	NR													
8/19/2017	14	14-BA-26-4-120-0	BA	26	4		5	120	0	VT	P	P			120	0	VT	P	RI	R			4" HWR		120	0	4	0	4		14-BA-26-4-120-0-4	4	WR
8/19/2017	14	14-BA-26-4-190-0	BA	26	4		6	190	0	BFET	WI	WI			190	0	VT	WI	WI	R			6" HWR AR		190	0	6	0	6		14-BA-26-4-190-0-5	5	WR
8/19/2017	14	14-BA-26-4-207-0	BA	26	4		7	207	0	VT	P	P			207	0	VT	P	RI	R			2" HWR AR		207	0	2	0	2		14-BA-26-4-207-0-6	6	WR
8/24/2017	14	14-BA-26-5-0-26	BA	26	5		1	0	26	VT	P	P			0	26	VT	P	RI	R			4" HWR AR		0	26	4	0	4		14-BA-26-5-0-26-1	1	WR
8/24/2017	14	14-BA-26-5-73-0	BA	26	5		2	73	0	BFET	WI	WI			73	0	VT	WI	WI	R			6" HWR AR		73	0	6	0	6		14-BA-26-5-73-0-2	2	WR
8/24/2017	14	14-BA-26-5-94-58	BA	26	5		3	94	58	VT	P	P			94	58	VT	P	RI	R			2" VWR AR		94	58	2	0	2		14-BA-26-5-94-58-3	3	WR
8/24/2017	14	14-BA-26-5-221.5-34	BA	26	5		4	210-233	12-56	VT	BULGE	B			221.5	34	VT	BULGE	B	NR			NR										
8/28/2017	14	14-BA-26-6-53-0	BA	26	6		1	53	0	VT	P	P			53	0	VT	P	RI	R			4" HWR AR		53	0	4	0	4		14-BA-26-6-53-0-1	1	WR
8/28/2017	14	14-BA-26-6-160.5-22	BA	26	6		2	147-174	4-40	VT	BULGE	B			160.5	22	VT	BULGE	B	NR			NR										
8/28/2017	14	14-BA-26-6-224.5-45	BA	26	6		3	211-238	32-58	VT	BULGE	B			224.5	45	VT	BULGE	B	NR			NR										
8/31/2017	14	14-BA-26-7-16-35.5	BA	26	7		1	2-30	16-55	VT	BULGE	B			16	35.5	VT	BULGE	B	NR			NR										
8/31/2017	14	14-BA-26-7-155-57	BA	26	7		2	155	57	LFET	BC	BC	0.168		155	57	PAUT	BC	BC	R			tr<=0.160, 22"x12" PP @154,57 + gri		154	57	22	12	68	264	14-BA-26-7-154-57-1	1	PP
8/31/2017	14	14-BA-26-7-221.5-30	BA	26	7		3	207-236	9-51	VT	BULGE	B			221.5	30	VT	BULGE	B	NR			NR										
8/31/2017	14	14-BA-26-7-217-4	BA	26	7		4	217	4	LFET	BC	BC	0.193		217	4	PAUT	BC	BC	R			tr<=0.160, 18"x16" PP @96,2		96	2	18	16	68	288	14-BA-26-7-96-2-2	2	PP
8/31/2017	14	14-BA-26-7-209-56	BA	26	7		5	209	56	LFET	BC	BC	0.167		209	56	PAUT	BC	BC	NR			tr > .160										
9/7/2017	14	14-BA-26-8-18-30	BA	26	8		1	0-36	0-60	VT	BULGE	B			18	30	VT	BULGE	B	NR													
9/7/2017	14	14-BA-26-8-25-3	BA	26	8		2	25	3	LFET	BC	BC	0.188		25	3	PAUT	BC	BC	NR			tr > .160										
9/7/2017	14	14-BA-26-8-92-27.5	BA	26	8		3	67-117	0-55	VT	BULGE	B			92	27.5	VT	BULGE	B	NR													
9/7/2017	14	14-BA-26-8-90-3	BA	26	8		4	90	3	LFET	BC	BC	0.175		90	3	PAUT	BC	BC	R			tr<=0.160, Grind existing PP, New PP		90	0	14	14	56	196	14-BA-26-8-90-0-1	1	PP
	14	14-BA-26-8-30-0	BA	26	8										30	0				N/A			Master Feature										
	14	14-BA-26-8-90-0	BA	26	8										90	0				N/A			Master Feature										
	14	14-BA-26-8-150-0	BA	26	8										150	0				N/A			Master Feature										
	14	14-BA-26-8-210-0	BA	26	8										210	0				N/A			Master Feature										
	14	14-BA-26-8-12-0	BA	26	8										12	0				N/A			Master Feature										
	14	14-BA-26-8-27-0	BA	26	8										27	0				N/A			Master Feature										
	14	14-BA-26-8-0-6	BA	26	8										0	6				N/A			Master Feature										
	14	14-BA-26-8-0-26	BA	26	8										0	26				N/A			Master Feature										
	14	14-BA-26-8-0-30	BA	26	8										0	30				N/A			Master Feature										
	14	14-BA-26-8-0-55	BA	26	8										0	55				N/A			Master Feature										
	14	14-BA-26-8-187-60	BA	26	8										187	60	VT	P	RI	R					187	60	4	0	4		14-BA-26-8-187-60-2	2	WR
9/11/2017	14	14-BA-26-9-210.5-57.5	BA	26	9		1	206-215	55-60	LFET	BC	BC	0.183		210.5	57.5	PAUT	BC	BC	NR			tr > .160										
	14	14-BA-26-9-30-0	BA	26	9										30	0				N/A			3" PP										
	14	14-BA-26-9-90-0	BA	26	9										90	0				N/A			3" PP										
	14	14-BA-26-9-150-0	BA	26	9										150	0				N/A			3" PP										
	14	14-BA-26-9-210-0	BA	26	9										210	0				N/A			3" PP										
	14	14-BA-26-9-6-0	BA	26	9										6	0	VT	P	RI	R					6	0	4	0	4		14-BA-26-9-6-0-1	1	WR
	14	14-BA-26-10-16.5-32	BA	26	10		1	0-33	9-55	VT	BULGE	B			16.5	32	VT	BULGE	B	NR													
	14	14-BA-26-10-30-0	BA	26	10										30	0				N/A			3" PP										
	14	14-BA-26-10-90-0	BA	26	10										90	0				N/A			3" PP										
	14	14-BA-26-10-150-0	BA	26	10										150	0				N/A			3" PP										
	14	14-BA-26-10-210-0	BA	26	10										210	0				N/A			3" PP										
	14	14-BA-26-10-68-0	BA	26	10										68	0				N/A			3" PP										
	14	14-BA-26-10-0-48	BA	26	10										0	48				N/A			3" PP										
	14	14-BA-26-10-0-4	BA	26	10										0	4				N/A			3" PP										
	14	14-BA-26-11-19-26.5	BA	26	11		1	2-36	7-46	VT	BULGE	B			19	26.5	VT	BULGE	B	NR													
	14	14-BA-26-11-30-0	BA	26	11										30	0				N/A			3" PP										
	14	14-BA-26-11-90-0	BA	26	11										90	0				N/A			3" PP										
	14	14-BA-26-11-150-0	BA	26	11										150	0				N/A			3" PP										
	14	14-BA-26-11-210-0	BA	26	11										210	0				N/A			3" PP										
	14	14-BA-26-11-10-0	BA	26	11										10	0	VT	P	RI	R					10	0	4	0	4		14-BA-26-11-10-0-2	2	WR
	14	14-BA-26-11-150-0	BA	26	11										150	0	VT	LOF	LOF	R					150	0	4	0	4		14-BA-26-11-150-0-4	4	WR
	14	14-BA-26-11-29-60	BA	26	11										29	60	VT	P	RI	R					29	60	3	0	3		14-BA-26-11-29-60-1	1	WR
	14	14-BA-26-11-34-0	BA	26	11										34	0	VT	P	RI	R					34	0	4	0	4		14-BA-26-11-34-0-3	3	WR
9/13/2017	14	14-BA-26-12-216-16	BA	26	12		1	216	16	LFET	BC	BC	0.097		216	16	PAUT	BC	BC	NR			tr > .160										

BWS031672

RDHLCC0028141

			Shell Location			Master Features Legend	TesTex NDE							EEI NDE								Notes	Photo Links	Recommended Repairs								Repair Type Legend
Date	Tank No.	Overall ID	General Location			Master Feature	TesTex Indication ID on Plate	TexTex Reported Indication Location		TesTex NDE		SIMPLIFIED INDICATION TYPE	Minimum Wall Thickness (in)	Depth of Topside Indication(in)	Center of Indication: X (in)	Center of Indication: Y (in)	Method	Indication Type	SIMPLIFIED INDICATION TYPE	EEI Recommendation (Repair or No Repair)	Minimum Thickness (in)	Depth (in)			Center of Repair: X (in)	Center of Repair: Y (in)	Width or Dia (in)	Height (in)	Length of Weld (in)	Area of PP (sq in)	EEI repair No.	Repair No. on Plate	Repair Type (Patch, Weld, Other)
			Location in Tank	Shell Course	Plate Number			X Coordinate (in)	Y Coordinate (in)	Method	Indication Type																					
9/13/2017	14	14-BA-26-12-95-58	BA	26	12		2	95	58	VT	P	P			95	58	VT	P	RI	R					95	58	4	0	4		14-BA-26-12-95-58-1	1	WR
	14	14-BA-26-12-30-0	BA	26	12										30	0				N/A			3" PP										
	14	14-BA-26-12-90-0	BA	26	12										90	0				N/A			3" PP										
	14	14-BA-26-12-150-0	BA	26	12										150	0				N/A			3" PP										
	14	14-BA-26-12-210-0	BA	26	12										210	0				N/A			3" PP										
	14	14-BA-26-12-12-0	BA	26	12										12	0	VT	P	RI	R					12	0	2	0	2		14-BA-26-12-12-0-2	2	WR
	14	14-BA-26-13-30-0	BA	26	13										30	0				N/A			3" PP										
	14	14-BA-26-13-90-0	BA	26	13										90	0				N/A			3" PP										
	14	14-BA-26-13-150-0	BA	26	13										150	0				N/A			3" PP										
	14	14-BA-26-13-210-0	BA	26	13										210	0				N/A			3" PP										
	14	14-BA-26-13-0-32	BA	26	13										0	32				N/A			3" PP										
	14	14-BA-26-13-240-28	BA	26	13										240	28				N/A			3" PP										
9/9/2017	14		BA	26	13						NRI	NRI								N/A													
9/6/2017	14		BA	26	14						NRI	NRI								N/A													
9/6/2017	14	14-BA-26-15-155-30	BA	26	15		1	155	30	VT	BULGE	B			155	30	VT	BULGE	B	NR													
9/6/2017	14	14-BA-26-15-15-8	BA	26	15		2	0-30	8	LFET	BC	BC	0.047		15	8	PAUT	BC	BC	R			tr<=0.160		26	4	52	20	144	1040	14-BA-26-15-26-4-1	1	pp
9/6/2017	14	14-BA-26-15-126-0	BA	26	15		3	126	0	BFET	WI	WI			126	0	VT	WI	WI	R					130	0	12	0	12		14-BA-26-15-130-0-2	2	WR
9/6/2017	14	14-BA-26-15-134-0	BA	26	15		4	134	0	BFET	WI	WI			134	0	VT	WI	WI	R					130	0	12	0	12		14-BA-26-15-130-0-2	2	WR
8/29/2017	14	14-BA-26-16-0-21	BA	26	16		1	0	21	BFET	WI	WI			0	21	VT	WI	WI	R					0	21	2	0	2		14-BA-26-16-0-21-1	1	WR
8/29/2017	14	14-BA-26-16-122-0	BA	26	16		2	122	0	VT	P	P			122	0	VT	P	RI	NR													
8/29/2017	14	14-BA-26-16-210-0	BA	26	16		3	210	0	VT	P	P			210	0	VT	P	RI	R					210	0	2	0	2		14-BA-26-16-210-0-2	2	WR
8/21/2017	14	14-BA-25-1-130-16	BA	25	1		1	130	16	VT	BULGE	B			130	16	VT	BULGE	B	NR													
8/21/2017	14	14-BA-25-1-64-0	BA	25	1		2	64	0	VT	P	P			64	0	VT	P	RI	NR													
8/3/2017	14	14-BA-25-2-137-0	BA	25	2		1	137	0	BFET	WI	WI			137	0	VT	WI	WI	R					137	0	4	0	4		14-BA-25-2-137-0-1	1	WR
8/3/2017	14	14-BA-25-2-178-0	BA	25	2		2	178	0	BFET	WI	WI			178	0	VT	WI	WI	R					178	0	4	0	4		14-BA-25-2-178-0-2	2	WR
	14	14-BA-25-2-30-0	BA	25	2										30	0				N/A			Master Feature										
	14	14-BA-25-2-90-0	BA	25	2										90	0				N/A			Master Feature										
	14	14-BA-25-2-150-0	BA	25	2										150	0				N/A			Master Feature										
	14	14-BA-25-2-210-0	BA	25	2										210	0				N/A			Master Feature										
	14	14-BA-25-2-0-45	BA	25	2										0	45				N/A			6" PP										
	14	14-BA-25-2-0-30	BA	25	2										0	30				N/A			6" PP										
8/19/2017	14	14-BA-25-3-133-0	BA	25	3		1	120-146	0	BFET	WI	WI			133	0	VT	WI	WI	R					133	0	30	0	30		14-BA-25-3-133-0-1	1	WR
8/19/2017	14	14-BA-25-3-212-0	BA	25	3		2	212	0	VT	P	P			212	0	VT	P	RI	R					212	0	4	0	4		14-BA-25-3-212-0-2	2	WR
8/19/2017	14	14-BA-25-3-220-0	BA	25	3		3	220	0	VT	P	P			220	0	VT	P	RI	R					220	0	4	0	4		14-BA-25-3-220-0-3	3	WR
9/22/2017	14	14-BA-25-3-30-0	BA	25	3										30	0				N/A			4" Diamond Patch Plate										
9/22/2017	14	14-BA-25-3-90-0	BA	25	3										90	0				N/A			4" Diamond Patch Plate										
9/22/2017	14	14-BA-25-3-150-0	BA	25	3										150	0				N/A			4" Diamond Patch Plate										
9/22/2017	14	14-BA-25-3-210-0	BA	25	3										210	0				N/A			4" Diamond Patch Plate										
9/22/2017	14	14-BA-25-3-14-0	BA	25	3										14	0	VT	UC	UC	R					14	0	4	0	4		14-BA-25-3-14-0-4	4	WR
9/22/2017	14	14-BA-25-3-36-0	BA	25	3										36	0	VT	P	RI	R					36	0	4	0	4		14-BA-25-3-36-0-5	5	WR
9/22/2017	14	14-BA-25-3-86-0	BA	25	3										86	0	VT	P	RI	R					86	0	4	0	4		14-BA-25-3-86-0-6	6	WR
8/24/2017	14	14-BA-25-4-168-0	BA	25	4		1	168	0	BFET	WI	WI			168	0	VT	WI	WI	R			6" HWR AR		168	9	6	0	6		14-BA-25-4-168-9-1	1	WR
8/24/2017	14	14-BA-25-4-0-14	BA	25	4										0	14	VT	P	RI	R			6" VWR		0	14	0	6	6		14-BA-25-4-0-14-3	3	WR
8/24/2017	14	14-BA-25-4-0-8	BA	25	4										0	8	VT	G	G	R			3" PP		0	8	3	3	6		14-BA-25-4-0-8-2	2	WR
8/24/2017	14	14-BA-25-4-61-0	BA	25	4										61	0	VT	G	G	R			3" PP		61	0	3	3	6		14-BA-25-4-61-0-4	4	WR
8/28/2017	14	14-BA-25-5-54-0	BA	25	5		1	54	0	VT	P	P			54	0	VT	P	RI	R			4" HWR AR		54	0	4	0	4		14-BA-25-5-54-0-1	1	WR
8/28/2017	14	14-BA-25-5-67-0	BA	25	5		2	67	0	VT	P	P			67	0	VT	P	RI	R			4" HWR AR		67	0	4	0	4		14-BA-25-5-67-0-2	2	WR
8/28/2017	14	14-BA-25-5-111-60	BA	25	5										111	60	VT	P	RI	R			4" HWR		111	60	4	0	4		14-BA-25-5-111-60-3	3	WR
8/31/2017	14	14-BA-25-6-16.5-31	BA	25	6		1	5-28	12-50	VT	BULGE	B			16.5	31	VT	BULGE	B	NR			NR										
8/31/2017	14	14-BA-25-6-77-28.5	BA	25	6		2	60-94	5-52	VT	BULGE	B			77	28.5	VT	BULGE	B	NR			NR										
8/31/2017	14	14-BA-25-6-153.5-30	BA	25	6		3	135-172	7-53	VT	BULGE	B			153.5	30	VT	BULGE	B	NR			NR										
8/31/2017	14	14-BA-25-6-220-29.5	BA	25	6		4	200-240	4-55	VT	BULGE	B			220	29.5	VT	BULGE	B	NR			NR										
8/31/2017	14	14-BA-25-6-238-29	BA	25	6		5	236-240	22-36	LFET	BC	BC	0.119		238	29	PAUT	BC	BC	R			tr<=0.160, 24"x18" PP @240,29 + gri		240	29	24	18	84	432	14-BA-25-6-240-29-1	1	PP
8/31/2017	14	14-BA-25-6-2-2	BA	25	6										2	2	VT	UC	UC	R			2" HWR		2	2	2	0	2		14-BA-25-6-2-2-2	2	WR
9/7/2017	14	14-BA-25-7-26.5-24	BA	25	7		1	4-49	0-48	VT	BULGE	B			26.5	24	VT	BULGE	B	NR			NR										

			Shell Location			Master Features Legend	TesTex NDE							EEI NDE								Notes	Photo Links	Recommended Repairs								Repair Type Legend
Date	Tank No.	Overall ID	General Location			Master Feature	TesTex Indication ID on Plate	TexTex Reported Indication Location		TesTex NDE		SIMPLIFIED INDICATION TYPE	Minimum Wall Thickness (in)	Depth of Topside Indication(in)	Center of Indication: X (in)	Center of Indication: Y (in)	Method	Indication Type	SIMPLIFIED INDICATION TYPE	EEI Recommendation (Repair or No Repair)	Minimum Thickness (in)	Depth (in)			Center of Repair: X (in)	Center of Repair: Y (in)	Width or Dia (in)	Height (in)	Length of Weld (in)	Area of PP (sq in)	EEI repair No.	Repair No. on Plate	Repair Type (Patch, Weld, Other)
			Location in Tank	Shell Course	Plate Number			X Coordinate (in)	Y Coordinate (in)	Method	Indication Type																					
9/7/2017	14	14-BA-25-7-75.5-16	BA	25	7		2	62-89	3-29	VT	BULGE	B			75.5	16	VT	BULGE	B	NR			NR										
9/7/2017	14	14-BA-25-7-135-31	BA	25	7		3	110-160	6-56	VT	BULGE	B			135	31	VT	BULGE	B	NR			NR										
9/7/2017	14	14-BA-25-7-217.5-30	BA	25	7		4	195-240	0-60	VT	BULGE	B			217.5	30	VT	BULGE	B	NR			NR										
9/7/2017	14	14-BA-25-7-38-54	BA	25	7		5	38	54	LFET	BC	BC	0.187		38	54	PAUT	BC	BC	NR			tr > .160										
9/7/2017	14	14-BA-25-7-26-0	BA	25	7		6	26	0	VT	P	P			26	0	VT	P	RI	R			2" HWR AR		26	0	2	0	2		14-BA-25-7-26-0-1	1	WR
9/7/2017	14	14-BA-25-7-234-0	BA	25	7										234	0	VT	P	RI	R			4" HWR		234	0	4	0	4		14-BA-25-7-234-0-2	2	WR
9/11/2017	14	14-BA-25-8-224-30	BA	25	8		1	208-240	0-60	VT	BULGE	B			224	30	VT	BULGE	B	NR													
9/11/2017	14	14-BA-25-8-4-44	BA	25	8		2	4	44	LFET	BC	BC	0.08		4	44	PAUT	AMINATIO	LAM	NR			Lamination										
	14	14-BA-25-8-30-0	BA	25	8										30	0				N/A			Master Feature										
	14	14-BA-25-8-90-0	BA	25	8										90	0				N/A			Master Feature										
	14	14-BA-25-8-150-0	BA	25	8										150	0				N/A			Master Feature										
	14	14-BA-25-8-210-0	BA	25	8										210	0				N/A			Master Feature										
	14	14-BA-25-8-165-0	BA	25	8										165	0				N/A			Master Feature										
	14	14-BA-25-8-185-0	BA	25	8										185	0				N/A			Master Feature										
	14	14-BA-25-8-240-58	BA	25	8										240	58				N/A			Master Feature										
	14	14-BA-25-8-0-50	BA	25	8										0	50				N/A			Master Feature										
	14	14-BA-25-8-0-30	BA	25	8										0	30				N/A			Master Feature										
	14	14-BA-25-8-0-10	BA	25	8										0	10				N/A			Master Feature										
	14	14-BA-25-8-0-3	BA	25	8										0	3				N/A			Master Feature										
	14	14-BA-25-8-15-60	BA	25	8										15	60	VT	UC	UC	R					15	60	4	0	4		14-BA-25-8-15-60-1	1	WR
	14	14-BA-25-8-240-56	BA	25	8										240	56	VT	P	RI	R					240	56	2	0	2		14-BA-25-8-240-56-2	2	WR
9/14/2017	14	14-BA-25-9-222-36.5	BA	25	9		1	204-240	13-60	VT	BULGE	B			222	36.5	VT	BULGE	B	NR													
9/14/2017	14	14-BA-25-9-164-39	BA	25	9		2	152-176	26-52	VT	BULGE	B			164	39	VT	BULGE	B	NR													
9/14/2017	14	14-BA-25-9-0-42	BA	25	9		3	0	42	BFET	WI	WI			0	42	VT	RI	WI	NR													
9/14/2017	14	14-BA-25-9-0-28	BA	25	9		4	0	28	BFET	WI	WI			0	28	VT	RI	WI	NR													
	14	14-BA-25-9-30-0	BA	25	9										30	0				N/A			3" PP										
	14	14-BA-25-9-90-0	BA	25	9										90	0				N/A			3" PP										
	14	14-BA-25-9-150-0	BA	25	9										150	0				N/A			3" PP										
	14	14-BA-25-9-210-0	BA	25	9										210	0				N/A			3" PP										
	14	14-BA-25-9-0-14	BA	25	9										0	14				N/A			3" PP										
	14	14-BA-25-10-221-29	BA	25	10		1	202-240	6-52	VT	BULGE	B			221	29	VT	BULGE	B	NR													
	14	14-BA-25-10-0-41	BA	25	10		2	0	41	LFET	WI	WI			0	41	VT	WI	WI	R					0	41	0	4	4		14-BA-25-10-0-41-1	1	WR
	14	14-BA-25-10-30-0	BA	25	10										30	0				N/A			3" PP										
	14	14-BA-25-10-90-0	BA	25	10										90	0				N/A			3" PP										
	14	14-BA-25-10-150-0	BA	25	10										150	0				N/A			3" PP										
	14	14-BA-25-10-210-0	BA	25	10										210	0				N/A			3" PP										
	14	14-BA-25-11-85-0	BA	25	11		1	85	0	BFET	WI	WI			85	0	VT	WI	WI	R					85	0	4	0	4		14-BA-25-11-85-0-1	1	WR
	14	14-BA-25-11-113-0	BA	25	11		2	113	0	BFET	WI	WI			113	0	VT	WI	WI	R					113	0	4	0	4		14-BA-25-11-113-0-2	2	WR
	14	14-BA-25-11-30-0	BA	25	11										30	0				N/A			3" PP										
	14	14-BA-25-11-90-0	BA	25	11										90	0				N/A			3" PP										
	14	14-BA-25-11-150-0	BA	25	11										150	0				N/A			3" PP										
	14	14-BA-25-11-210-0	BA	25	11										210	0				N/A			3" PP										
	14	14-BA-25-11-0-14	BA	25	11										0	14				N/A			3" PP										
	14	14-BA-25-11-0-7	BA	25	11										0	7				N/A			3" PP										
9/13/2017	14	14-BA-25-12-17.5-54	BA	25	12		1	3-32	54	LFET	BC	BC	0.176		17.5	54	PAUT	BC	BC	R			tr<=0.160, 12" Pipe Cap Repair		29	59	12	0	37.69911	113.0973	14-BA-25-12-29-59-1	1	PC
	14	14-BA-25-12-30-0	BA	25	12										30	0				N/A			3" PP										
	14	14-BA-25-12-90-0	BA	25	12										90	0				N/A			3" PP										
	14	14-BA-25-12-150-0	BA	25	12										150	0				N/A			3" PP										
	14	14-BA-25-12-210-0	BA	25	12										210	0				N/A			3" PP										
	14	14-BA-25-12-0-27	BA	25	12										0	27	VT	LOF	LOF	R					0	27	0	8	8		14-BA-25-12-0-27-2	2	WR
9/11/2017	14	14-BA-25-13-0-22	BA	25	13		1	0	22	VT	UC	UC		?	0	22	VT	UC	UC	R					0	17	0	34	34		14-BA-25-13-0-17-1	1	WR
9/11/2017	14	14-BA-25-13-88-0	BA	25	13		2	88	0	VT	P	P			88	0	VT	P	RI	NR													
9/11/2017	14	14-BA-25-13-93-0	BA	25	13		3	93	0	BFET	WI	WI			93	0	VT	RI	WI	R					93	0	4	0	4		14-BA-25-13-93-0-2	2	WR
	14	14-BA-25-13-30-0	BA	25	13										30	0				N/A			3" PP										
	14	14-BA-25-13-90-0	BA	25	13										90	0				N/A			3" PP										

			Shell Location			Master Features Legend	TesTex NDE							EEI NDE								Notes	Photo Links	Recommended Repairs								Repair Type Legend
Date	Tank No.	Overall ID	General Location			Master Feature	TesTex Indication ID on Plate	TexTex Reported Indication Location		TesTex NDE		SIMPLIFIED INDICATION TYPE	Minimum Wall Thickness (in)	Depth of Topside Indication(in)	Center of indication: X (in)	Center of indication: Y (in)	Method	Indication Type	SIMPLIFIED INDICATION TYPE	EEI Recommendation (Repair or No Repair)	Minimum Thickness (in)	Depth (in)			Center of Repair: X (in)	Center of Repair: Y (in)	Width or Dia (in)	Height (in)	Length of Weld (in)	Area of PP (sq in)	EEI repair No.	Repair No. on Plate	Repair Type (Patch, Weld, Other)
			Location in Tank	Shell Course	Plate Number			X Coordinate (in)	Y Coordinate (in)	Method	Indication Type																					
	14	14-BA-25-13-150-0	BA	25	13										150	0				N/A			3" PP										
	14	14-BA-25-13-210-0	BA	25	13										210	0				N/A			3" PP										
	14	14-BA-25-13-0-17	BA	25	13										0	17	VT	UC	UC	R					0	17	0	34	34		14-BA-25-13-0-17-1	1	WR
	14	14-BA-25-13-0-42	BA	25	13										0	42	VT	UC	UC	R					0	42	0	8	8		14-BA-25-13-0-42-4	4	WR
	14	14-BA-25-13-0-54	BA	25	13										0	54	VT	UC	UC	R					0	54	0	11	11		14-BA-25-13-0-54-3	3	WR
9/6/2017	14	14-BA-25-14-211-58	BA	25	14		1	211	58	VT	P	P			211	58	VT	P	RI	NR													
9/6/2017	14	14-BA-25-14-189-0	BA	25	14		2	189	0	BFET	WI	WI			189	0	VT	WI	WI	R					189	0	2	0	2		14-BA-25-14-189-0-1	1	WR
9/6/2017	14	14-BA-25-14-204-0	BA	25	14		3	204	0	BFET	WI	WI			204	0	VT	WI	WI	R					204	0	2	0	2		14-BA-25-14-204-0-2	2	WR
9/6/2017	14	14-BA-25-14-76-0	BA	25	14		4	76	0	VT	IF	IF			76	0	VT	IF	IF	NR													
9/6/2017	14	14-BA-25-14-33-0	BA	25	14		5	33	0	VT	P	P			33	0	VT	P	RI	NR													
8/29/2017	14		BA	25	15						NRI	NRI								N/A													
8/29/2017	14	14-BA-25-16-28-60	BA	25	16		1	28	60	BFET	WI	WI			28	60	VT	WI	WI	R					28	60	12	12	48	144	14-BA-25-16-28-60-1	1	PP
8/29/2017	14	14-BA-25-16-22-0	BA	25	16		2	22	0	VT	P	P			22	0	VT	P	RI	R					22	0	2	0	2		14-BA-25-16-22-0-2	2	WR
8/22/2017	14	14-BA-24-1-45-0	BA	24	1		1	45	0	BFET	WI	WI			45	0	VT	WI	WI	R					45	0	4	0	4		14-BA-24-1-45-0-1	1	WR
8/22/2017	14	14-BA-24-1-81-0	BA	24	1		2	81	0	VT	P	P			81	0	VT	P	RI	R					81	0	4	0	4		14-BA-24-1-81-0-2	2	WR
	14	14-BA-24-2-30-0	BA	24	2										30	0	VT			N/A			Master Feature									
	14	14-BA-24-2-90-0	BA	24	2										90	0	VT			N/A			Master Feature									
	14	14-BA-24-2-150-0	BA	24	2										150	0	VT			N/A			Master Feature									
	14	14-BA-24-2-210-0	BA	24	2										210	0	VT			N/A			Master Feature									
8/22/2017	14		BA	24	2						NRI	NRI								N/A													
8/3/2017	14	14-BA-24-3-5-0	BA	24	3		1	5	0	BFET	WI	WI			5	0	VT	WI	WI	R					7	0	8	0	8		14-BA-24-3-7-0-1	1	WR
8/3/2017	14	14-BA-24-3-9-0	BA	24	3		2	9	0	BFET	WI	WI			9	0	VT	WI	WI	R					7	0	8	0	8		14-BA-24-3-7-0-1	1	WR
8/3/2017	14	14-BA-24-3-48-0	BA	24	3		3	48	0	BFET	WI	WI			48	0	VT	WI	WI	R					48	0	4	0	4		14-BA-24-3-48-0-3	3	WR
8/3/2017	14	14-BA-24-3-200-0	BA	24	3		4	200	0	BFET	WI	WI			200	0	VT	WI	WI	R					200	0	6	0	6		14-BA-24-3-200-0-4	4	WR
8/3/2017	14	14-BA-24-3-220-0	BA	24	3		5	220	0	BFET	WI	WI			220	0	VT	WI	WI	R					220	0	6	0	6		14-BA-24-3-220-0-5	5	WR
9/22/2017	14	14-BA-24-3-30-0	BA	24	3										30	0				N/A			DIAMOND PP									
9/22/2017	14	14-BA-24-3-90-0	BA	24	3										90	0				N/A			DIAMOND PP									
9/22/2017	14	14-BA-24-3-150-0	BA	24	3										150	0				N/A			DIAMOND PP									
9/22/2017	14	14-BA-24-3-210-0	BA	24	3										210	0				N/A			DIAMOND PP									
9/22/2017	14	14-BA-24-3-0-9	BA	24	3										0	9				N/A			3"PP									
9/22/2017	14	14-BA-24-3-0-3	BA	24	3										0	3				N/A			3"PP									
9/22/2017	14	14-BA-24-3-150-59	BA	24	3										150	59	VT	P	RI	R					150	59	3	0	3		14-BA-24-3-150-59-6	6	WR
8/19/2017	14	14-BA-24-4-18-0	BA	24	4		1	16-20	0	BFET	WI	WI			18	0	VT	WI	WI	R			10" HWR @20,0		20	0	10	0	10		14-BA-24-4-20-0-1	1	WR
8/19/2017	14	14-BA-24-4-91-0	BA	24	4		2	91	0	VT	P	P			91	0	VT	P	RI	R			4" HWR AR		91	0	4	0	4		14-BA-24-4-91-0-2	2	WR
8/19/2017	14	14-BA-24-4-219-10	BA	24	4		3	219	10	VT	BULGE	B			219	10	VT	BULGE	B	NR			NR										
8/19/2017	14	14-BA-24-4-144-0	BA	24	4										144	0	VT	P	RI	R			4" HWR		144	0	4	0	4		14-BA-24-4-144-0-5	5	WR
8/19/2017	14	14-BA-24-4-23-0	BA	24	4										23	0	VT	P	RI	R			see repair #1		20	0	10	0	10		14-BA-24-4-20-0-1	1	WR
8/19/2017	14	14-BA-24-4-178-58	BA	24	4										178	58	VT	UC	UC	R			3" HWR		178	58	3	0	3		14-BA-24-4-178-58-4	4	WR
8/19/2017	14	14-BA-24-4-60-0	BA	24	4										60	0	VT	P	RI	R			4" HWR A		60	0	4	0	4		14-BA-24-4-60-0-3	3	WR
8/24/2017	14	14-BA-24-5-163.5-26.5	BA	24	5		1	147-180	5-48	VT	BULGE	B			163.5	26.5	VT	BULGE	B	NR			NR										
8/24/2017	14	14-BA-24-5-220.5-29.5	BA	24	5		2	205-236	4-55	VT	BULGE	B			220.5	29.5	VT	BULGE	B	NR			NR										
8/24/2017	14	14-BA-24-5-123-0	BA	24	5										123	0	VT	P,UC	RI	R			6" HWR		123	0	6	0	6		14-BA-24-5-123-0-1	1	WR
8/28/2017	14	14-BA-24-6-13.5-25.5	BA	24	6		1	0-27	4-47	VT	BULGE	B			13.5	25.5	VT	BULGE	B	NR			NR										
8/28/2017	14	14-BA-24-6-87-0	BA	24	6		2	87	0	VT	P	P			87	0	VT	P	RI	R			2" HWR AR		87	0	2	0	2		14-BA-24-6-87-0-1	1	WR
8/28/2017	14	14-BA-24-6-207-0	BA	24	6		3	207	0	VT	P	P			207	0	VT	P	RI	R			6" HWR AR		207	0	6	0	6		14-BA-24-6-207-0-2	2	WR
8/28/2017	14	14-BA-24-6-220-30.5	BA	24	6		4	204-236	5-56	VT	BULGE	B			220	30.5	VT	BULGE	B	NR			NR										
8/28/2017	14	14-BA-24-6-45-0	BA	24	6										45	0	VT	P	RI	R			4" HWR		45	0	4	0	4		14-BA-24-6-45-0-3	3	WR
8/31/2017	14	14-BA-24-7-18.5-34	BA	24	7		1	4-33	14-54	VT	BULGE	B			18.5	34	VT	BULGE	B	NR			NR										
8/31/2017	14	14-BA-24-7-223-31	BA	24	7		2	209-237	8-54	VT	BULGE	B			223	31	VT	BULGE	B	NR			NR										
8/31/2017	14	14-BA-24-7-31-0	BA	24	7		3	31	0	LFET	BC	BC	0.165		31	0	PAUT	BC	BC	NR			NR Tr>.165										
9/7/2017	14	14-BA-24-8-17.5-30	BA	24	8		1	0-35	0-60	VT	BULGE	B			17.5	30	VT	BULGE	B	NR													
9/7/2017	14	14-BA-24-8-95.5-30	BA	24	8		2	71-120	0-60	VT	BULGE	B			95.5	30	VT	BULGE	B	NR													
9/7/2017	14	14-BA-24-8-214-0	BA	24	8		3	214	0	VT	P	P			214	0	VT	P	RI	R					214	0	4	0	4		14-BA-24-8-214-0-1	1	WR
	14	14-BA-24-8-30-0	BA	24	8										30	0				N/A			Master Feature									
	14	14-BA-24-8-90-0	BA	24	8										90	0				N/A			Master Feature									

BWS031675

RDHLCC0028144

			Shell Location			Master Features Legend	TesTex NDE							EEI NDE								Notes	Photo Links	Recommended Repairs								Repair Type Legend
Date	Tank No.	Overall ID	General Location			Master Feature	TesTex Indication ID on Plate	TexTex Reported Indication Location		TesTex NDE			Minimum Wall Thickness (in)	Depth of Topside Indication(in)	Center of Indication: X (in)	Center of Indication: Y (in)	Method	Indication Type	SIMPLIFIED INDICATION TYPE	EEI Recommendation (Repair or No Repair)	Minimum Thickness (in)	Depth (in)			Center of Repair: X (in)	Center of Repair: Y (in)	Width or Dia (in)	Height (in)	Length of Weld (in)	Area of PP (sq in)	EEI repair No.	Repair No. on Plate	Repair Type (Patch, Weld, Other)
			Location in Tank	Shell Course	Plate Number			X Coordinate (in)	Y Coordinate (in)	Method	Indication Type	SIMPLIFIED INDICATION TYPE																				
	14	14-BA-24-8-150-0	BA	24	8										150	0				N/A			Master Feature										
	14	14-BA-24-8-210-0	BA	24	8										210	0				N/A			Master Feature										
	14	14-BA-24-8-0-21	BA	24	8										0	21				N/A			Master Feature										
	14	14-BA-24-8-0-16	BA	24	8										0	16				N/A			Master Feature										
	14	14-BA-24-8-0-3	BA	24	8										0	3				N/A			Master Feature										
	14	14-BA-24-8-57-30	BA	24	8										57	30				N/A			Vertical Weld in Plate										
9/11/2017	14	14-BA-24-9-18-18	BA	24	9		1	0-36	0-36	VT	BULGE	B			18	18	VT	BULGE	B	NR													
9/11/2017	14	14-BA-24-9-84-55	BA	24	9		2	84	55	LFET	BC	BC	0.181		84	55	PAUT	BC	BC	NR			tr > .160										
9/11/2017	14	14-BA-24-9-222-31	BA	24	9		3	208-236	10-52	VT	BULGE	B			222	31	VT	BULGE	B	NR													
	14	14-BA-24-9-30-0	BA	24	9										30	0				N/A			3" PP										
	14	14-BA-24-9-90-0	BA	24	9										90	0				N/A			3" PP										
	14	14-BA-24-9-150-0	BA	24	9										150	0				N/A			3" PP										
	14	14-BA-24-9-210-0	BA	24	9										210	0				N/A			3" PP										
	14	14-BA-24-9-42-0	BA	24	9										42	0				N/A			4" PP										
	14	14-BA-24-9-120-60	BA	24	9										120	60				N/A			3" PP										
	14	14-BA-24-9-0-30	BA	24	9										0	30				N/A			4" PP										
	14	14-BA-24-10-21.5-30.5	BA	24	10		1	6-37	4-57	VT	BULGE	B			21.5	30.5	VT	BULGE	B	NR													
	14	14-BA-24-10-30-5	BA	24	10		2	28-32	3-7	LFET	BC	BC	0.187		30	5	PAUT	BC	BC	NR			tr > .160										
	14	14-BA-24-10-95.5-31	BA	24	10		3	79-112	8-54	VT	BULGE	B			95.5	31	VT	BULGE	B	NR													
	14	14-BA-24-10-133-3	BA	24	10		4	130-136	0-6	LFET	BC	BC	0.186		133	3	PAUT	BC	BC	NR			tr > .160										
	14	14-BA-24-10-30-0	BA	24	10										30	0				N/A			3" PP										
	14	14-BA-24-10-90-0	BA	24	10										90	0				N/A			3" PP										
	14	14-BA-24-10-150-0	BA	24	10										150	0				N/A			3" PP										
	14	14-BA-24-10-210-0	BA	24	10										210	0				N/A			3" PP										
	14	14-BA-24-10-174-0	BA	24	10										174	0	VT	P	RI	R					174	0	4	0	4		14-BA-24-10-174-0-1	1	WR
	14	14-BA-24-11-16.5-30	BA	24	11		1	0-33	0-60	VT	BULGE	B			16.5	30	VT	BULGE	B	NR													
	14	14-BA-24-11-92-31	BA	24	11		2	76-108	7-55	VT	BULGE	B			92	31	VT	BULGE	B	NR													
	14	14-BA-24-11-30-0	BA	24	11										30	0				N/A			3" PP										
	14	14-BA-24-11-90-0	BA	24	11										90	0				N/A			3" PP										
	14	14-BA-24-11-150-0	BA	24	11										150	0				N/A			3" PP										
	14	14-BA-24-11-210-0	BA	24	11										210	0				N/A			3" PP										
	14	14-BA-24-11-0-39	BA	24	11										0	39				N/A			4" PP										
	14	14-BA-24-11-36-0	BA	24	11										36	0	VT	LOF	LOF	R					36	0	4	0	4		14-BA-24-11-36-0-2	2	WR
	14	14-BA-24-11-93-59	BA	24	11										93	59	VT	P	RI	R					93	59	3	0	3		14-BA-24-11-93-59-1	1	WR
9/13/2017	14	14-BA-24-12-60-3	BA	24	12		1	60	3	VT	P	P			60	3	VT	P	RI	R					60	2	4	0	4		14-BA-24-12-60-2-1	1	WR
	14	14-BA-24-12-30-0	BA	24	12										30	0				N/A			3" PP										
	14	14-BA-24-12-90-0	BA	24	12										90	0				N/A			3" PP										
	14	14-BA-24-12-150-0	BA	24	12										150	0				N/A			3" PP										
	14	14-BA-24-12-210-0	BA	24	12										210	0				N/A			3" PP										
	14	14-BA-24-12-230-0	BA	24	12										230	0				N/A			3" PP										
9/11/2017	14	14-BA-24-13-148-0	BA	24	13		1	148	0	VT	P	P			148	0	VT	P	RI	NR													
9/11/2017	14	14-BA-24-13-30-58	BA	24	13		2	30	58	VT	UC	UC		?	30	58	VT	UC	UC	R					30	58	4	0	4		14-BA-24-13-30-58-1	1	WR
9/11/2017	14	14-BA-24-13-84-0	BA	24	13		3	84	0	VT	P	P			84	0	VT	P	RI	R					84	0	6	0	6		14-BA-24-13-84-0-2	2	WR
	14	14-BA-24-13-30-0	BA	24	13										30	0				N/A			3" PP										
	14	14-BA-24-13-90-0	BA	24	13										90	0				N/A			3" PP										
	14	14-BA-24-13-150-0	BA	24	13										150	0				N/A			3" PP										
	14	14-BA-24-13-210-0	BA	24	13										210	0				N/A			3" PP										
	14	14-BA-24-13-0-42	BA	24	13										0	42				N/A			3" PP										
	14	14-BA-24-13-0-14	BA	24	13										0	14				N/A			3" PP										
	14	14-BA-24-13-0-10	BA	24	13										0	10				N/A			3" PP										
	14	14-BA-24-13-0-3	BA	24	13										0	3				N/A			3" PP										
9/6/2017	14	14-BA-24-14-210-58	BA	24	14		1	210	58	VT	P	P			210	58	VT	P	RI	R			12" PIPE CAP		210	58	12	0	37.69911	113.0973	14-BA-24-14-210-58-1	1	PC
9/6/2017	14	14-BA-24-14-0-6	BA	24	14										0	6	VT	P	RI	R					0	6	0	2	2		14-BA-24-14-0-6-2	2	WR
9/6/2017	14	14-BA-24-15-62-60	BA	24	15		1	62	60	VT	P	P			62	60	VT	P	RI	NR													
9/6/2017	14	14-BA-24-15-65-0	BA	24	15		2	65	0	BFET	WI	WI			65	0	VT	WI	WI	R					65	0	2	0	2		14-BA-24-15-65-0-1	1	WR

BWS031676

RDHLCC0028145

			Shell Location			Master Features Legend	TesTex NDE							EEI NDE								Notes	Photo Links	Recommended Repairs								Repair Type Legend
Date	Tank No.	Overall ID	General Location			Master Feature	TesTex Indication ID on Plate	TexTex Reported Indication Location		TesTex NDE		SIMPLIFIED INDICATION TYPE	Minimum Wall Thickness (in)	Depth of Topside Indication(in)	Center of Indication: X (in)	Center of Indication: Y (in)	Method	Indication Type	SIMPLIFIED INDICATION TYPE	EEI Recommendation (Repair or No Repair)	Minimum Thickness (in)	Depth (in)			Center of Repair: X (in)	Center of Repair: Y (in)	Width or Dia (in)	Height (in)	Length of Weld (in)	Area of PP (sq in)	EEI repair No.	Repair No. on Plate	Repair Type (Patch, Weld, Other)
			Location in Tank	Shell Course	Plate Number			X Coordinate (in)	Y Coordinate (in)	Method	Indication Type																					
8/29/2017	14	14-BA-24-16-0-13	BA	24	16		1	0	13	VT	P	P			0	13	VT	P	RI	NR													
8/29/2017	14	14-BA-24-16-186-0	BA	24	16		2	186	0	VT	P	P			186	0	VT	P	RI	NR													
8/29/2017	14	14-BA-24-16-199-2	BA	24	16		3	199	2	BFET	WI	WI			199	2	VT	WI	WI	R					199	2	2	0	2		14-BA-24-16-199-2-1	1	WR
8/22/2017	14	14-BA-23-1-90-0	BA	23	1		1	90	0	BFET	WI	WI			90	0	VT	WI	WI	NR													
8/22/2017	14	14-BA-23-1-150-0	BA	23	1		2	150	0	VT	P	P			150	0	VT	P	RI	R					150	0	2	0	2		14-BA-23-1-150-0-1	1	WR
9/11/2017	14	14-BA-23-1-213-0	BA	23	1		3	213	0	VT	P	P			213	0	VT	P	RI	R					213	0	2	0	2		14-BA-23-1-213-0-2	2	WR
	14	14-BA-23-2-30-0	BA	23	2										30	0				N/A			Master Feature									
	14	14-BA-23-2-90-0	BA	23	2										90	0				N/A			Master Feature									
	14	14-BA-23-2-150-0	BA	23	2										150	0				N/A			Master Feature									
	14	14-BA-23-2-210-0	BA	23	2										210	0				N/A			Master Feature									
	14	14-BA-23-2-0-40	BA	23	2										0	40				N/A			existing 6" PP									
	14	14-BA-23-2-77-0	BA	23	2										77	0				N/A			existing 3" PP									
8/3/2017	14		BA	23	2						NRI	NRI								N/A												
8/19/2017	14	14-BA-23-3-223-0	BA	23	3		1	214-232	0	BFET	WI	WI			223	0	VT	WI	WI	R					223	0	24	0	24		14-BA-23-3-223-0-1	1	WR
9/22/2017	14	14-BA-23-3-30-0	BA	23	3										30	0				N/A			DIAMOND PP									
9/22/2017	14	14-BA-23-3-90-0	BA	23	3										90	0				N/A			DIAMOND PP									
9/22/2017	14	14-BA-23-3-150-0	BA	23	3										150	0				N/A			DIAMOND PP									
9/22/2017	14	14-BA-23-3-210-0	BA	23	3										210	0				N/A			DIAMOND PP									
8/24/2017	14		BA	23	4						NRI	NRI								N/A												
8/24/2017	14	14-BA-23-4-16-0	BA	23	4										16	0	VT	P	RI	R			22" HWR		16	0	22	0	22		14-BA-23-4-16-0-1	1	WR
9/5/2017	14	14-BA-23-5-3-0	BA	23	5		1	3	0	BFET	WI	WI			3	0	VT	WI	WI	R			4" HWR AR		3	0	4	0	4		14-BA-23-5-3-0-1	1	WR
9/5/2017	14	14-BA-23-5-14-0	BA	23	5		2	14	0	VT	P	P			14	0	VT	P	RI	R			4" HWR AR		14	0	4	0	4		14-BA-23-5-14-0-2	2	WR
9/5/2017	14	14-BA-23-5-125-0	BA	23	5		3	125	0	VT	P	P			125	0	VT	P	RI	R			4" HWR AR		125	0	4	0	4		14-BA-23-5-125-0-3	3	WR
9/5/2017	14	14-BA-23-5-216-30	BA	23	5		4	192-240	0-60	VT	BULGE	B			216	30	VT	BULGE	B	NR			NR										
9/5/2017	14	14-BA-23-5-75-0	BA	23	5										75	0	VT	P,UC	RI	R			24" HWR		75	0	24	0	24		14-BA-23-5-75-0-5	5	WR
9/5/2017	14	14-BA-23-5-79-60	BA	23	5										79	60	VT	P	RI	R			4" HWR AR		79	60	4	0	4		14-BA-23-5-79-60-4	4	WR
9/1/2017	14	14-BA-23-6-17.5-35	BA	23	6		1	3-32	13-57	VT	BULGE	B			17.5	35	VT	BULGE	B	NR			NR										
9/1/2017	14	14-BA-23-6-81-25	BA	23	6		2	68-94	6-44	VT	BULGE	B			81	25	VT	BULGE	B	NR			NR										
9/1/2017	14	14-BA-23-6-160-23.5	BA	23	6		3	138-182	2-45	VT	BULGE	B			160	23.5	VT	BULGE	B	NR			NR										
9/1/2017	14	14-BA-23-6-224-30	BA	23	6		4	208-240	0-60	VT	BULGE	B			224	30	VT	BULGE	B	NR			NR										
9/1/2017	14	14-BA-23-6-68-0	BA	23	6										68	0	VT	UC	UC	R			8" HWR		68	0	8	0	8		14-BA-23-6-68-0-1	1	WR
9/7/2017	14	14-BA-23-7-222-30	BA	23	7		1	204-240	0-60	VT	BULGE	B			222	30	VT	BULGE	B	NR			NR										
9/7/2017	14	14-BA-23-7-28-58	BA	23	7		2	28	58	LFET	BC	BC	0.187		28	58	PAUT	BC	BC	R	0.135		32"x60" PP @32,36		32	36	32	60	184	1920	14-BA-23-7-32-36-1	1	PP
9/7/2017	14	14-BA-23-7-38-49	BA	23	7		3	38	49	LFET	BC	BC	0.157		38	49	PAUT	BC	BC	R	0.135				32	36	32	60	184	1920	14-BA-23-7-32-36-1	1	PP
9/7/2017	14	14-BA-23-7-90-0	BA	23	7										90	0	VT	P	RI	R			2" VWR		90	0	0	2	2		14-BA-23-7-90-0-2	2	WR
9/11/2017	14	14-BA-23-8-225-30	BA	23	8		1	210-240	0-60	VT	BULGE	B			225	30	VT	BULGE	B	NR													
9/11/2017	14	14-BA-23-8-64-0	BA	23	8		2	64	0	VT	P	P			64	0	VT	P	RI	R					64	0	4	0	4		14-BA-23-8-64-0-1	1	WR
9/11/2017	14	14-BA-23-8-0-10	BA	23	8		3	0	10	VT	P	P			0	10	VT	P	RI	R					0	10	0	4	4		14-BA-23-8-0-10-2	2	WR
	14	14-BA-23-8-30-0	BA	23	8										30	0				N/A			Master Feature									
	14	14-BA-23-8-90-0	BA	23	8										90	0				N/A			Master Feature									
	14	14-BA-23-8-150-0	BA	23	8										150	0				N/A			Master Feature									
	14	14-BA-23-8-210-0	BA	23	8										210	0				N/A			Master Feature									
	14	14-BA-23-8-105-0	BA	23	8										105	0				N/A			Master Feature									
	14	14-BA-23-8-170-0	BA	23	8										170	0				N/A			Master Feature									
	14	14-BA-23-8-107-60	BA	23	8										107	60	VT	P	RI	R					107	60	4	0	4		14-BA-23-8-107-60-4	4	WR
	14	14-BA-23-8-15-60	BA	23	8										15	60	VT	UC	UC	R					15	60	6	0	6		14-BA-23-8-15-60-3	3	WR
9/15/2017	14	14-BA-23-9-221.5-30	BA	23	9		1	203-240	0-60	VT	BULGE	B			221.5	30	VT	BULGE	B	NR													
9/15/2017	14	14-BA-23-9-238.5-54.5	BA	23	9		2	237-240	53-56	LFET	BC	BC	0.171		238.5	54.5	PAUT	BC	BC	NR			tr > .160										
9/15/2017	14	14-BA-23-9-136-22	BA	23	9		3	123-149	8-36	VT	BULGE	B			136	22	VT	BULGE	B	NR													
9/15/2017	14	14-BA-23-9-155.5-57	BA	23	9		4	153-158	54-60	LFET	BC	BC	0.178		155.5	57	PAUT	BC	BC	NR			tr > .160										
9/15/2017	14	14-BA-23-9-150-0	BA	23	9		5	150	0	VT	P	P			150	0	VT	P	RI	R					150	0	2	0	2		14-BA-23-9-150-0-1	1	WR
9/15/2017	14	14-BA-23-9-95-50	BA	23	9		6	87-103	45-55	LFET	BC	BC	0.134		95	50	PAUT	BC	BC	R			tr<=0.160, PP repair across weld sear		94	53	16	16	64	256	14-BA-23-9-94-53-2	2	PP
9/15/2017	14	14-BA-23-9-13-31.5	BA	23	9		7	2-24	11-52	VT	BULGE	B			13	31.5	VT	BULGE	B	NR													
	14	14-BA-23-9-30-0	BA	23	9										30	0				N/A			3" PP									
	14	14-BA-23-9-90-0	BA	23	9										90	0				N/A			3" PP									

			Shell Location			Master Features Legend	TesTex NDE								EEI NDE								Notes	Photo Links	Recommended Repairs								Repair Type Legend
Date	Tank No.	Overall ID	General Location			Master Feature	TesTex Indication ID on Plate	TexTex Reported Indication Location		TesTex NDE		SIMPLIFIED INDICATION TYPE	Minimum Wall Thickness (in)	Depth of Topside Indication(in)	Center of indication: X (in)	Center of indication: Y (in)	Method	Indication Type	SIMPLIFIED INDICATION TYPE	EEI Recommendation (Repair or No Repair)	Minimum Thickness (in)	Depth (in)			Center of Repair: X (in)	Center of Repair: Y (in)	Width or Dia (in)	Height (in)	Length of Weld (in)	Area of PP (sq in)	EEI repair No.	Repair No. on Plate	Repair Type (Patch, Weld, Other)
			Location in Tank	Shell Course	Plate Number			X Coordinate (in)	Y Coordinate (in)	Method	Indication Type																						
	14	14-BA-23-9-150-0	BA	23	9										150	0				N/A			3" PP										
	14	14-BA-23-9-210-0	BA	23	9										210	0				N/A			3" PP										
	14	14-BA-23-9-10-0	BA	23	9										10	0				N/A			3" PP										
	14	14-BA-23-9-230-0	BA	23	9										230	0				N/A			3" PP										
	14	14-BA-23-9-238-0	BA	23	9										238	0				N/A			3" PP										
	14	14-BA-23-9-0-57	BA	23	9										0	57				N/A			3" PP										
	14	14-BA-23-9-113-8	BA	23	9										113	8	VT	P	RI	R					113	8	4	0	4		14-BA-23-9-113-8-3	3	WR
	14	14-BA-23-10-75-0	BA	23	10		1	75	0	BFET	WI	WI			75	0	VT	WI	WI	R					75	0	4	0	4		14-BA-23-10-75-0-1	1	WR
	14	14-BA-23-10-30-0	BA	23	10										30	0				N/A			3" PP										
	14	14-BA-23-10-90-0	BA	23	10										90	0				N/A			3" PP										
	14	14-BA-23-10-150-0	BA	23	10										150	0				N/A			3" PP										
	14	14-BA-23-10-210-0	BA	23	10										210	0				N/A			3" PP										
	14	14-BA-23-10-40-0	BA	23	10										40	0				N/A			3" PP										
	14	14-BA-23-10-112-0	BA	23	10										112	0				N/A			3" PP										
	14	14-BA-23-10-116-0	BA	23	10										116	0				N/A			3" PP										
	14	14-BA-23-11-28-59	BA	23	11		1	28	59	VT	P	P			28	59	VT	P	RI	R					28	59	4	0	4		14-BA-23-11-28-59-1	1	WR
	14	14-BA-23-11-30-0	BA	23	11										30	0				N/A			3" PP										
	14	14-BA-23-11-90-0	BA	23	11										90	0				N/A			3" PP										
	14	14-BA-23-11-150-0	BA	23	11										150	0				N/A			3" PP										
	14	14-BA-23-11-210-0	BA	23	11										210	0				N/A			3" PP										
	14	14-BA-23-11-0-14	BA	23	11										0	14				N/A			3" PP										
	14	14-BA-23-11-0-4	BA	23	11										0	4				N/A			3" PP										
	14	14-BA-23-12-30-0	BA	23	12										30	0				N/A			3" PP										
	14	14-BA-23-12-90-0	BA	23	12										90	0				N/A			3" PP										
	14	14-BA-23-12-150-0	BA	23	12										150	0				N/A			3" PP										
	14	14-BA-23-12-210-0	BA	23	12										210	0				N/A			3" PP										
	14	14-BA-23-12-0-19	BA	23	12										0	19				N/A			3" PP										
	14	14-BA-23-12-0-15	BA	23	12										0	15				N/A			3" PP										
9/14/2017	14		BA	23	12						NRI	NRI								N/A													
	14	14-BA-23-12-0-5	BA	23	12										0	5	VT	LOF	LOF	R					0	5	0	7	7		14-BA-23-12-0-5-1	1	WR
9/11/2017	14	14-BA-23-13-133-0	BA	23	13		1	133	0	BFET	WI	WI			133	0	VT	WI	WI	R					133	0	2	0	2		14-BA-23-13-133-0-1	1	WR
9/11/2017	14	14-BA-23-13-143-0	BA	23	13		2	143	0	VT	P	P			143	0	VT	P	RI	NR													
9/11/2017	14	14-BA-23-13-206-0	BA	23	13		3	206	0	VT	IF	IF			206	0	VT	IF	IF	R					206	0	2	0	2		14-BA-23-13-206-0-2	2	WR
	14	14-BA-23-13-30-0	BA	23	13										30	0				N/A			3" PP										
	14	14-BA-23-13-90-0	BA	23	13										90	0				N/A			3" PP										
	14	14-BA-23-13-150-0	BA	23	13										150	0				N/A			3" PP										
	14	14-BA-23-13-210-0	BA	23	13										210	0				N/A			3" PP										
	14	14-BA-23-13-0-54	BA	23	13										0	54				N/A			3" PP										
	14	14-BA-23-13-0-13	BA	23	13										0	13				N/A			3" PP										
	14	14-BA-23-13-240-32	BA	23	13										240	32				N/A			3" PP										
9/6/2017	14	14-BA-23-14-93-57	BA	23	14		1	93	57	VT	P	P			93	57	VT	P	RI	NR													
9/6/2017	14	14-BA-23-14-224-0	BA	23	14		2	224	0	VT	WI	WI			224	0	VT	WI	WI	R					224	0	2	0	2		14-BA-23-14-224-0-1	1	WR
9/6/2017	14	14-BA-23-14-146-56	BA	23	14										146	56	VT	P	RI	R					146	56	2	0	2		14-BA-23-14-146-56-2	2	WR
9/6/2017	14	14-BA-23-14-148-58	BA	23	14										148	58	VT	P	RI	R					148	58	2	0	2		14-BA-23-14-148-58-3	3	WR
8/29/2017	14	14-BA-23-15-89-0	BA	23	15		1	89	0	VT	P	P			89	0	VT	P	RI	R					89	0	2	0	2		14-BA-23-15-89-0-1	1	WR
8/22/2017	14	14-BA-23-16-192-0	BA	23	16		1	192	0	VT	P	P			192	0	VT	P	RI	R					192	0	2	0	2		14-BA-23-16-192-0-1	1	WR
8/30/2017	14	14-BA-23-16-14-0	BA	23	16		2	14	0	VT	P	P			14	0	VT	P	RI	NR													
8/30/2017	14	14-BA-23-16-40-0	BA	23	16		3	40	0	VT	P	P			40	0	VT	P	RI	NR													
8/30/2017	14	14-BA-23-16-0-5	BA	23	16										0	5	VT	LINEAR	LIN	R					0	5	0	2	2		14-BA-23-16-0-5-2	2	WR
8/22/2017	14	14-BA-22-1-58-0	BA	22	1		1	58	0	BFET	WI	WI			58	0	VT	UC	UC	R					58	0	4	0	4		14-BA-22-1-58-0-1	1	WR
8/22/2017	14	14-BA-22-1-79-0	BA	22	1		2	79	0	BFET	WI	WI			79	0	VT	WI	WI	NR													
8/22/2017	14	14-BA-22-1-116-0	BA	22	1		3	116	0	BFET	WI	WI			116	0	VT	WI	WI	R					116	0	4	0	4		14-BA-22-1-116-0-2	2	WR
8/22/2017	14	14-BA-22-1-144-0	BA	22	1		4	144	0	BFET	WI	WI			144	0	VT	WI	WI	R					144	0	4	0	4		14-BA-22-1-144-0-3	3	WR
8/22/2017	14	14-BA-22-1-204-0	BA	22	1		5	204	0	BFET	WI	WI			204	0	VT	WI	WI	R					204	0	4	0	4		14-BA-22-1-204-0-4	4	WR
8/22/2017	14	14-BA-22-2-25-0	BA	22	2		1	25	0	BFET	WI	WI			25	0	VT	RI	WI	R					27	0	8	0	8		14-BA-22-2-27-0-1	1	WR

			Shell Location			Master Features Legend	TesTex NDE							EEI NDE								Notes	Photo Links	Recommended Repairs								Repair Type Legend
Date	Tank No.	Overall ID	General Location			Master Feature	TesTex Indication ID on Plate	TexTex Reported Indication Location		TesTex NDE		SIMPLIFIED INDICATION TYPE	Minimum Wall Thickness (in)	Depth of Topside Indication(in)	Center of indication: X (in)	Center of indication: Y (in)	Method	Indication Type	SIMPLIFIED INDICATION TYPE	EEI Recommendation (Repair or No Repair)	Minimum Thickness (in)	Depth (in)			Center of Repair: X (in)	Center of Repair: Y (in)	Width or Dia (in)	Height (in)	Length of Weld (in)	Area of PP (sq in)	EEI repair No.	Repair No. on Plate	Repair Type (Patch, Weld, Other)
			Location in Tank	Shell Course	Plate Number			X Coordinate (in)	Y Coordinate (in)	Method	Indication Type																					
8/22/2017	14	14-BA-22-2-29-0	BA	22	2		2	29	0	VT	P	P			29	0	VT	P	RI	R					27	0	8	0	8		14-BA-22-2-27-0-1	1	WR
	14	14-BA-22-2-30-0	BA	22	2										30	0	VT			N/A			Master Feature									
	14	14-BA-22-2-90-0	BA	22	2										90	0	VT			N/A			Master Feature									
	14	14-BA-22-2-150-0	BA	22	2										150	0	VT			N/A			Master Feature									
	14	14-BA-22-2-210-0	BA	22	2										210	0	VT			N/A			Master Feature									
	14	14-BA-22-2-142-0	BA	22	2										142	0	VT			N/A			Master Feature									
8/3/2017	14	14-BA-22-3-0-45	BA	22	3		1	0	45	VT	P	P			0	45	VT	P	RI	R					0	45	0	4	4		14-BA-22-3-0-45-1	1	WR
8/3/2017	14	14-BA-22-3-113-0	BA	22	3		2	113	0	BFET	WI	WI			113	0	VT	WI	WI	R					113	0	4	0	4		14-BA-22-3-113-0-2	2	WR
9/22/2017	14	14-BA-22-3-30-0	BA	22	3										30	0				N/A			DIAMOND PP									
9/22/2017	14	14-BA-22-3-90-0	BA	22	3										90	0				N/A			DIAMOND PP									
9/22/2017	14	14-BA-22-3-150-0	BA	22	3										150	0				N/A			DIAMOND PP									
9/22/2017	14	14-BA-22-3-210-0	BA	22	3										210	0				N/A			DIAMOND PP									
9/22/2017	14	14-BA-22-3-0-20	BA	22	3										0	20				N/A			6"PP									
8/19/2017	14	14-BA-22-4-43-0	BA	22	4		1	43	0	VT	P	P			43	0	VT	P	RI	R			4" HWR AR		43	0	4	0	4		14-BA-22-4-43-0-1	1	WR
8/19/2017	14	14-BA-22-4-61-0	BA	22	4		2	61	0	VT	P	P			61	0	VT	P	RI	R			4" HWR AR		61	0	4	0	4		14-BA-22-4-61-0-2	2	WR
8/19/2017	14	14-BA-22-4-89-0	BA	22	4		3	89	0	VT	P	P			89	0	VT	P	RI	R			4" HWR AR		89	0	4	0	4		14-BA-22-4-89-0-3	3	WR
8/19/2017	14	14-BA-22-4-112-0	BA	22	4		4	112	0	BFET	WI	WI			112	0	VT	WI	WI	R			4" HWR AR		112	0	4	0	4		14-BA-22-4-112-0-4	4	WR
8/19/2017	14	14-BA-22-4-184-0	BA	22	4		5	184	0	VT	P	P			184	0	VT	P	RI	R			6" HWR AR		184	0	6	0	6		14-BA-22-4-184-0-5	5	WR
8/24/2017	14	14-BA-22-5-60-0	BA	22	5		1	60	0	VT	P	P			60	0	VT	P	RI	NR			NR									
8/24/2017	14	14-BA-22-5-222.5-33	BA	22	5		2	210-235	10-56	VT	BULGE	B			222.5	33	VT	BULGE	B	NR			NR									
8/28/2017	14	14-BA-22-6-20-0	BA	22	6		1	20	0	VT	P	P			20	0	VT	P	RI	NR			NR									
8/28/2017	14	14-BA-22-6-20-34	BA	22	6		2	0-40	8-60	VT	BULGE	B			20	34	VT	BULGE	B	NR			NR									
8/28/2017	14	14-BA-22-6-146-0	BA	22	6		3	146	0	VT	P	P			146	0	VT	P	RI	R			4" HWR AR		146	0	4	0	4		14-BA-22-6-146-0-1	1	WR
9/1/2017	14	14-BA-22-7-18-28.5	BA	22	7		1	0-36	2-55	VT	BULGE	B			18	28.5	VT	BULGE	B	NR			NR									
9/1/2017	14	14-BA-22-7-85.5-28	BA	22	7		2	56-115	6-50	VT	BULGE	B			85.5	28	VT	BULGE	B	NR			NR									
9/1/2017	14	14-BA-22-7-227-29	BA	22	7		3	217-237	5-53	VT	BULGE	B			227	29	VT	BULGE	B	NR			NR									
9/1/2017	14	14-BA-22-7-217-0	BA	22	7										217	0	VT	P	RI	R			6" HWR		217	0	6	0	6		14-BA-22-7-217-0-1	1	WR
9/7/2017	14	14-BA-22-8-21-30	BA	22	8		1	0-42	0-60	VT	BULGE	B			21	30	VT	BULGE	B	NR												
9/7/2017	14	14-BA-22-8-50-19	BA	22	8		2	50	19	VT	P	P			50	19	VT	P	RI	NR												
	14	14-BA-22-8-30-0	BA	22	8										30	0				N/A			Master Feature									
	14	14-BA-22-8-90-0	BA	22	8										90	0				N/A			Master Feature									
	14	14-BA-22-8-150-0	BA	22	8										150	0				N/A			Master Feature									
	14	14-BA-22-8-210-0	BA	22	8										210	0				N/A			Master Feature									
	14	14-BA-22-8-22-0	BA	22	8										22	0				N/A			Master Feature									
	14	14-BA-22-8-50-30	BA	22	8										50	30				N/A			Vertical Weld in Plate									
9/11/2017	14	14-BA-22-9-225-32	BA	22	9		1	212-238	7-57	VT	BULGE	B			225	32	VT	BULGE	B	NR												
9/11/2017	14	14-BA-22-9-216-54.5	BA	22	9		2	204-228	49-60	LFET	BC	BC	0.137		216	54.5	PAUT	BC	BC	R			tr<=0.160, PP Repair across plate sea		217	56	16	24	80	384	14-BA-22-9-217-56-3	3	PP
	14	14-BA-22-9-30-0	BA	22	9										30	0				N/A			3" PP									
	14	14-BA-22-9-90-0	BA	22	9										90	0				N/A			3" PP									
	14	14-BA-22-9-150-0	BA	22	9										150	0				N/A			3" PP									
	14	14-BA-22-9-210-0	BA	22	9										210	0				N/A			3" PP									
	14	14-BA-22-9-232-60	BA	22	9										232	60	VT	P	RI	R					232	60	4	0	4		14-BA-22-9-232-60-2	2	WR
	14	14-BA-22-10-18.5-30	BA	22	10		1	0-37	0-60	VT	BULGE	B			18.5	30	VT	BULGE	B	NR												
	14	14-BA-22-10-29-6	BA	22	10		2	29	6	LFET	BC	BC			29	6	PAUT	BC	BC	NR			tr > .160									
	14	14-BA-22-10-104-32.5	BA	22	10		3	88-120	13-52	VT	BULGE	B			104	32.5	VT	BULGE	B	NR												
	14	14-BA-22-10-127-3	BA	22	10		4	127	3	LFET	BC	BC	0.184		127	3	PAUT	BC	BC	NR			tr > .160									
	14	14-BA-22-10-30-0	BA	22	10										30	0				N/A			3" PP									
	14	14-BA-22-10-90-0	BA	22	10										90	0				N/A			3" PP									
	14	14-BA-22-10-150-0	BA	22	10										150	0				N/A			3" PP									
	14	14-BA-22-10-210-0	BA	22	10										210	0				N/A			3" PP									
	14	14-BA-22-10-123-60	BA	22	10										123	60	VT	LOF	LOF	R					123	60	6	0	6		14-BA-22-10-123-60-1	1	WR
	14	14-BA-22-10-132-60	BA	22	10										132	60	VT	LOF	LOF	R					132	60	6	0	6		14-BA-22-10-132-60-3	3	WR
	14	14-BA-22-10-143-60	BA	22	10										143	60	VT	LOF	LOF	R					143	60	6	0	6		14-BA-22-10-143-60-2	2	WR
	14	14-BA-22-11-141-0	BA	22	11		1	141	0	BFET	WI	WI			141	0	VT	WI	WI	R					141	0	4	0	4		14-BA-22-11-141-0-1	1	WR
	14	14-BA-22-11-173-0	BA	22	11		2	173	0	BFET	WI	WI			173	0	VT	WI	WI	R					173	0	4	0	4		14-BA-22-11-173-0-2	2	WR

			Shell Location			Master Features Legend	TesTex NDE							EEI NDE								Notes	Photo Links	Recommended Repairs								Repair Type Legend
Date	Tank No.	Overall ID	General Location			Master Feature	TesTex Indication ID on Plate	TexTex Reported Indication Location		TesTex NDE		SIMPLIFIED INDICATION TYPE	Minimum Wall Thickness (in)	Depth of Topside Indication(in)	Center of Indication: X (in)	Center of Indication: Y (in)	Method	Indication Type	SIMPLIFIED INDICATION TYPE	EEI Recommendation (Repair or No Repair)	Minimum Thickness (in)	Depth (in)			Center of Repair: X (in)	Center of Repair: Y (in)	Width or Dia (in)	Height (in)	Length of Weld (in)	Area of PP (sq in)	EEI repair No.	Repair No. on Plate	Repair Type (Patch, Weld, Other)
			Location in Tank	Shell Course	Plate Number			X Coordinate (in)	Y Coordinate (in)	Method	Indication Type																					
	14	14-BA-22-11-30-0	BA	22	11										30	0				N/A			3" PP										
	14	14-BA-22-11-90-0	BA	22	11										90	0				N/A			3" PP										
	14	14-BA-22-11-150-0	BA	22	11										150	0				N/A			3" PP										
	14	14-BA-22-11-210-0	BA	22	11										210	0				N/A			3" PP										
	14	14-BA-22-11-0-60	BA	22	11										0	60				N/A			3" PP										
	14	14-BA-22-11-13-60	BA	22	11										13	60	VT	LOF	LOF	R					13	60	12	0	12		14-BA-22-11-13-60-3	3	WR
	14	14-BA-22-11-234-0	BA	22	11										234	0	VT	P	RI	R					234	0	4	0	4		14-BA-22-11-234-0-5	5	WR
	14	14-BA-22-11-90-58	BA	22	11										90	58	VT	P	RI	R					90	58	3	0	3		14-BA-22-11-90-58-4	4	WR
9/16/2017	14	14-BA-22-12-16-12	BA	22	12		1	16	12	VT	BULGE	B			16	12	VT	BULGE	B	NR													
9/16/2017	14	14-BA-22-12-60-2	BA	22	12		2	60	2	VT	P	P			60	2	VT	P	RI	R					62	1	4	0	4		14-BA-22-12-62-1-2	2	WR
	14	14-BA-22-12-30-0	BA	22	12										30	0				N/A			3" PP										
	14	14-BA-22-12-90-0	BA	22	12										90	0				N/A			3" PP										
	14	14-BA-22-12-150-0	BA	22	12										150	0				N/A			3" PP										
	14	14-BA-22-12-210-0	BA	22	12										210	0				N/A			3" PP										
	14	14-BA-22-12-94-58	BA	22	12										94	58	VT	UC	UC	R			Reweld around 2" PP		94	58	4	0	4		14-BA-22-12-94-58-1	1	WR
9/11/2017	14	14-BA-22-13-90-0	BA	22	13		1	90	0	VT	P	P			90	0	VT	P	RI	R					90	0	8	0	8		14-BA-22-13-90-0-1	1	WR
	14	14-BA-22-13-30-0	BA	22	13										30	0				N/A			3" PP										
	14	14-BA-22-13-90-0	BA	22	13										90	0				N/A			3" PP										
	14	14-BA-22-13-150-0	BA	22	13										150	0				N/A			3" PP										
	14	14-BA-22-13-210-0	BA	22	13										210	0				N/A			3" PP										
	14	14-BA-22-13-61-40	BA	22	13										61	40	VT	DENT	D	R					61	40	6	0	18.84956	28.27433	14-BA-22-13-61-40-2	2	PP
9/6/2017	14	14-BA-22-14-29-0	BA	22	14		1	29	0	VT	P	P			29	0	VT	P	RI	R			12" PIPE CAP		29	0	12	0	37.69911	113.0973	14-BA-22-14-29-0-1	1	PC
9/6/2017	14	14-BA-22-14-78-0	BA	22	14		2	78	0	VT	P	P			78	0	VT	P	RI	R					78	0	12	12	48	144	14-BA-22-14-78-0-2	2	PP
9/6/2017	14	14-BA-22-14-89-0	BA	22	14		3	89	0	VT	P	P			89	0	VT	P	RI	NR													
9/6/2017	14	14-BA-22-15-88-58	BA	22	15		1	88	58	BFET	WI	WI			88	58	VT	WI	WI	R					88	58	12	12	48	144	14-BA-22-15-88-58-1	1	PP
9/6/2017	14	14-BA-22-15-113-58	BA	22	15		2	113	58	VT	P	P			113	58	VT	P	RI	R					113	58	2	0	2		14-BA-22-15-113-58-2	2	WR
9/6/2017	14	14-BA-22-15-144-30	BA	22	15		3	144	30	VT	BULGE	B			144	30	VT	BULGE	B	NR													
9/6/2017	14	14-BA-22-15-154-0	BA	22	15		4	154	0	BFET	WI	WI			154	0	VT	WI	WI	NR													
9/6/2017	14	14-BA-22-15-33-5	BA	22	15										33	5	VT	P	RI	R					33	5	2	0	2		14-BA-22-15-33-5-3	3	WR
8/30/2017	14	14-BA-22-16-0-11	BA	22	16		1	0	11	BFET	WI	WI			0	11	VT	WI	WI	R					0	11	2	0	2		14-BA-22-16-0-11-1	1	WR
8/30/2017	14	14-BA-22-16-0-24	BA	22	16		2	0	24	BFET	WI	WI			0	24	VT	WI	WI	R					0	24	2	0	2		14-BA-22-16-0-24-2	2	WR
8/30/2017	14	14-BA-22-16-76-30	BA	22	16		3	76	30	VT	BULGE	B			76	30	VT	BULGE	B	NR													
8/30/2017	14	14-BA-22-16-148-58	BA	22	16		4	148	58	BFET	WI	WI			148	58	VT	WI	WI	R					148	58	12	12	48	144	14-BA-22-16-148-58-3	3	PP
8/30/2017	14	14-BA-22-16-85-0	BA	22	16		5	85	0	BFET	WI	WI			85	0	VT	WI	WI	R					85	0	2	0	2		14-BA-22-16-85-0-4	4	WR
8/30/2017	14	14-BA-22-16-198-0	BA	22	16		6	198	0	VT	P	P			198	0	VT	P	RI	NR													
8/30/2017	14	14-BA-22-16-228-0	BA	22	16		7	228	0	VT	P	P			228	0	VT	P	RI	NR													
8/22/2017	14	14-BA-21-1-94-58	BA	21	1		1	94	58	VT	P	P			94	58	VT	P	RI	R					94	58	2	0	2		14-BA-21-1-94-58-1	1	WR
8/22/2017	14	14-BA-21-1-120-30	BA	21	1		2	120	30	VT	BULGE	B			120	30	VT	BULGE	B	NR													
8/22/2017	14	14-BA-21-1-72-0	BA	21	1		3	72	0	VT	P	P			72	0	VT	P	RI	R					72	0	4	0	4		14-BA-21-1-72-0-2	2	WR
8/22/2017	14	14-BA-21-1-88-0	BA	21	1		4	88	0	VT	P	P			88	0	VT	P	RI	R					88	0	4	0	4		14-BA-21-1-88-0-3	3	WR
8/3/2017	14	14-BA-21-2-188-0	BA	21	2		1	188	0	BFET	WI	WI			188	0	VT	RI	WI	R					188	0	4	0	4		14-BA-21-2-188-0-1	1	WR
8/3/2017	14	14-BA-21-2-195-0	BA	21	2		2	195	0	BFET	WI	WI			195	0	VT	RI	WI	R					195	0	4	0	4		14-BA-21-2-195-0-2	2	WR
	14	14-BA-21-2-30-0	BA	21	2										30	0	VT			N/A			Master Feature										
	14	14-BA-21-2-90-0	BA	21	2										90	0	VT			N/A			Master Feature										
	14	14-BA-21-2-150-0	BA	21	2										150	0	VT			N/A			Master Feature										
	14	14-BA-21-2-210-0	BA	21	2										210	0	VT			N/A			Master Feature										
	14	14-BA-21-2-0-12	BA	21	2										0	12	VT			N/A			6" PP										
	14	14-BA-21-2-192-0	BA	21	2										192	0	VT			N/A			3" PP										
8/21/2017	14	14-BA-21-3-230-0	BA	21	3		1	220-240	0	BFET	WI	WI			230	0	VT	WI	WI	R					230	0	24	0	24		14-BA-21-3-230-0-1	1	WR
9/22/2017	14	14-BA-21-3-30-0	BA	21	3										30	0				N/A			DIAMOND PP										
9/22/2017	14	14-BA-21-3-90-0	BA	21	3										90	0				N/A			DIAMOND PP										
9/22/2017	14	14-BA-21-3-150-0	BA	21	3										150	0				N/A			DIAMOND PP										
9/22/2017	14	14-BA-21-3-210-0	BA	21	3										210	0				N/A			DIAMOND PP										
9/22/2017	14	14-BA-21-3-0-55	BA	21	3										0	55				N/A			3"PP										
9/22/2017	14	14-BA-21-3-0-28	BA	21	3										0	28				N/A			3"PP										

			Shell Location			Master Features Legend	TesTex NDE							EEI NDE								Notes	Photo Links	Recommended Repairs								Repair Type Legend
Date	Tank No.	Overall ID	General Location			Master Feature	TesTex Indication ID on Plate	TexTex Reported Indication Location		TesTex NDE		SIMPLIFIED INDICATION TYPE	Minimum Wall Thickness (in)	Depth of Topside Indication(in)	Center of indication: X (in)	Center of indication: Y (in)	Method	Indication Type	SIMPLIFIED INDICATION TYPE	EEI Recommendation (Repair or No Repair)	Minimum Thickness (in)	Depth (in)			Center of Repair: X (in)	Center of Repair: Y (in)	Width or Dia (in)	Height (in)	Length of Weld (in)	Area of PP (sq in)	EEI repair No.	Repair No. on Plate	Repair Type (Patch, Weld, Other)
			Location in Tank	Shell Course	Plate Number			X Coordinate (in)	Y Coordinate (in)	Method	Indication Type																					
9/22/2017	14	14-BA-21-3-0-22	BA	21	3										0	22				N/A			3"PP										
8/24/2017	14	14-BA-21-4-150-37	BA	21	4		1	140-160	14-60	VT	BULGE	B			150	37	VT	BULGE	B	NR			NR										
8/24/2017	14	14-BA-21-4-225.5-30	BA	21	4		2	211-240	0-60	VT	BULGE	B			225.5	30	VT	BULGE	B	NR			NR										
8/24/2017	14	14-BA-21-4-116-55	BA	21	4		3	112-120	50-60	VT	Dent	D			116	55	VT	DENT	D	NR			NR										
8/24/2017	14	14-BA-21-4-29-0	BA	21	4		4	29	0	VT	P	P			29	0	VT	P	RI	R			2" WR AR		29	0	2	0	2		14-BA-21-4-29-0-2	2	WR
8/24/2017	14	14-BA-21-4-34-0	BA	21	4		4	34	0	BFET	WI	WI			34	0	VT	WI	WI	R			6" HWR AR		34	0	6	0	6		14-BA-21-4-34-0-1	1	WR
8/24/2017	14	14-BA-21-4-0-25	BA	21	4		5	0	25	VT	P	P			0	25	VT	P	RI	R			4" VWR AR		0	25	0	4	4		14-BA-21-4-0-25-3	3	WR
8/24/2017	14	14-BA-21-4-0-44	BA	21	4		6	0	44	VT	P	P			0	44	VT	P	RI	R			4" VWR AR		0	44	0	4	4		14-BA-21-4-0-44-4	4	WR
8/24/2017	14	14-BA-21-4-25-0	BA	21	4										25	0	VT	P	RI	R			4" HWR		25	0	4	0	4		14-BA-21-4-25-0-5	5	WR
8/28/2017	14	14-BA-21-5-93-0	BA	21	5		1	93	0	VT	P	P			93	0	VT	BULGE	B	R			2" HWR AR		93	0	2	0	2		14-BA-21-5-93-0-1	1	WR
9/1/2017	14	14-BA-21-6-15.5-34	BA	21	6		1	3-28	13-55	VT	BULGE	B			15.5	34	VT	BULGE	B	NR			NR										
9/7/2017	14	14-BA-21-7-15.5-31	BA	21	7		1	3-28	6-56	VT	BULGE	B			15.5	31	VT	BULGE	B	NR			NR										
9/7/2017	14	14-BA-21-7-47.5-31	BA	21	7		2	34-61	6-56	VT	BULGE	B			47.5	31	VT	BULGE	B	NR			NR										
9/7/2017	14	14-BA-21-7-83.5-30.5	BA	21	7		3	69-98	5-56	VT	BULGE	B			83.5	30.5	VT	BULGE	B	NR			NR										
9/7/2017	14	14-BA-21-7-148.5-30	BA	21	7		4	126-171	0-60	VT	BULGE	B			148.5	30	VT	BULGE	B	NR			NR										
9/7/2017	14	14-BA-21-7-223-30	BA	21	7		5	206-240	0-60	VT	BULGE	B			223	30	VT	BULGE	B	NR			NR										
9/7/2017	14	14-BA-21-7-210-3	BA	21	7		6	210	3	LFET	BC	BC	0.183		210	3	PAUT	BC	BC	NR			tr > .160										
9/7/2017	14	14-BA-21-7-147-0	BA	21	7										147	0	VT	P	RI	R			2" HWR		147	0	2	0	2		14-BA-21-7-147-0-2	2	WR
9/7/2017	14	14-BA-21-7-153-0	BA	21	7										153	0	VT	P	RI	R			2" HWR		153	0	2	0	2		14-BA-21-7-153-0-3	3	WR
9/7/2017	14	14-BA-21-7-26-0	BA	21	7										26	0	VT	UC	UC	R			6" HWR		26	0	6	0	6		14-BA-21-7-26-0-1	1	WR
9/9/2017	14	14-BA-21-8-220-30	BA	21	8		1	200-240	0-60	VT	BULGE	B			220	30	VT	BULGE	B	NR													
9/9/2017	14	14-BA-21-8-0-60	BA	21	8		2	0	60	VT	P	P			0	60	VT	P	RI	NR													
	14	14-BA-21-8-30-0	BA	21	8										30	0				N/A			Master Feature										
	14	14-BA-21-8-90-0	BA	21	8										90	0				N/A			Master Feature										
	14	14-BA-21-8-150-0	BA	21	8										150	0				N/A			Master Feature										
	14	14-BA-21-8-210-0	BA	21	8										210	0				N/A			Master Feature										
	14	14-BA-21-8-0-58	BA	21	8										0	58				N/A			Master Feature										
	14	14-BA-21-8-0-36	BA	21	8										0	36				N/A			Master Feature										
	14	14-BA-21-8-220-0	BA	21	8										220	0				N/A			Master Feature										
	14	14-BA-21-8-220-3	BA	21	8										220	3	VT	P	RI	R					220	3	3	0	3		14-BA-21-8-220-3-1	1	WR
9/15/2017	14	14-BA-21-9-18-29.5	BA	21	9		1	3-33	7-52	VT	BULGE	B			18	29.5	VT	BULGE	B	NR													
9/15/2017	14	14-BA-21-9-19-0	BA	21	9		2	19	0	VT	P	P			19	0	VT	P	RI	NR													
9/15/2017	14	14-BA-21-9-25-0	BA	21	9		3	25	0	VT	P	P			25	0	VT	P	RI	NR													
9/15/2017	14	14-BA-21-9-123.5-36.5	BA	21	9		4	107-140	16-57	VT	BULGE	B			123.5	36.5	VT	BULGE	B	NR													
9/15/2017	14	14-BA-21-9-220-30	BA	21	9		5	200-240	0-60	VT	BULGE	B			220	30	VT	BULGE	B	NR													
9/15/2017	14	14-BA-21-9-210-55	BA	21	9		6	210	55	LFET	BC	BC	0.106		210	55	PAUT	BC	BC	NR			tr > .160										
	14	14-BA-21-9-30-0	BA	21	9										30	0				N/A			3" PP										
	14	14-BA-21-9-90-0	BA	21	9										90	0				N/A			3" PP										
	14	14-BA-21-9-150-0	BA	21	9										150	0				N/A			3" PP										
	14	14-BA-21-9-210-0	BA	21	9										210	0				N/A			3" PP										
	14	14-BA-21-9-216-0	BA	21	9										216	0	VT	P	RI	R					216	0	4	0	4		14-BA-21-9-216-0-1	1	WR
	14	14-BA-21-10-30-0	BA	21	10										30	0				N/A			3" PP										
	14	14-BA-21-10-90-0	BA	21	10										90	0				N/A			3" PP										
	14	14-BA-21-10-150-0	BA	21	10										150	0				N/A			3" PP										
	14	14-BA-21-10-210-0	BA	21	10										210	0				N/A			3" PP										
	14		BA	21	10						NRI	NRI								N/A													
	14	14-BA-21-11-147-57	BA	21	11		1	147	57	VT	P	P			147	57	VT	P	RI	R					147	57	2	0	2		14-BA-21-11-147-57-1	1	WR
	14	14-BA-21-11-45-0	BA	21	11		2	45	0	VT	P	P			45	0	VT	P	RI	R					45	0	4	0	4		14-BA-21-11-45-0-2	2	WR
	14	14-BA-21-11-195-0	BA	21	11		3	195	0	VT	P	P			195	0	VT	P	RI	NR													
	14	14-BA-21-11-30-0	BA	21	11										30	0				N/A			3" PP										
	14	14-BA-21-11-90-0	BA	21	11										90	0				N/A			3" PP										
	14	14-BA-21-11-150-0	BA	21	11										150	0				N/A			3" PP										
	14	14-BA-21-11-210-0	BA	21	11										210	0				N/A			3" PP										
	14	14-BA-21-11-104-0	BA	21	11										104	0				N/A			3" PP										
	14	14-BA-21-11-224-0	BA	21	11										224	0				N/A			3" PP										

			Shell Location			Master Features Legend	TesTex NDE							EEI NDE								Notes	Photo Links	Recommended Repairs								Repair Type Legend
Date	Tank No.	Overall ID	General Location			Master Feature	TesTex Indication ID on Plate	TexTex Reported Indication Location		TesTex NDE		SIMPLIFIED INDICATION TYPE	Minimum Wall Thickness (in)	Depth of Topside Indication(in)	Center of indication: X (in)	Center of indication: Y (in)	Method	Indication Type	SIMPLIFIED INDICATION TYPE	EEI Recommendation (Repair or No Repair)	Minimum Thickness (in)	Depth (in)			Center of Repair: X (in)	Center of Repair: Y (in)	Width or Dia (in)	Height (in)	Length of Weld (in)	Area of PP (sq in)	EEI repair No.	Repair No. on Plate	Repair Type (Patch, Weld, Other)
			Location in Tank	Shell Course	Plate Number			X Coordinate (in)	Y Coordinate (in)	Method	Indication Type																					
	14	14-BA-21-11-152-59	BA	21	11										152	59	VT	P	RI	R					152	59	4	0	4		14-BA-21-11-152-59-3	3	WR
	14	14-BA-21-11-90-0	BA	21	11										90	0	VT	P	RI	R					90	0	4	0	4		14-BA-21-11-90-0-4	4	WR
9/14/2017	14	14-BA-21-12-94-0	BA	21	12		1	94	0	BFET	WI	WI			94	0	VT	WI	WI	R					94	0	4	0	4		14-BA-21-12-94-0-1	1	WR
	14	14-BA-21-12-30-0	BA	21	12										30	0				N/A			3" PP									
	14	14-BA-21-12-90-0	BA	21	12										90	0				N/A			3" PP									
	14	14-BA-21-12-150-0	BA	21	12										150	0				N/A			3" PP									
	14	14-BA-21-12-210-0	BA	21	12										210	0				N/A			3" PP									
9/11/2017	14	14-BA-21-13-14-0	BA	21	13		1	14	0	BFET	WI	WI			14	0	VT	WI	WI	R					14	0	4	0	4		14-BA-21-13-14-0-1	1	WR
9/11/2017	14	14-BA-21-13-189-0	BA	21	13		2	189	0	VT	P	P			189	0	VT	P	RI	NR													
9/11/2017	14	14-BA-21-13-207-0	BA	21	13		3	207	0	VT	P	P			207	0	VT	P	RI	R			14" PIPE CAP REPAIR		210	0	14	0	43.9823	153.938	14-BA-21-13-210-0-2	2	PC
9/11/2017	14	14-BA-21-13-213-0	BA	21	13		4	213	0	VT	P	P			213	0	VT	P	RI	R					210	0	14	0	43.9823	153.938	14-BA-21-13-210-0-2	2	PC
	14	14-BA-21-13-30-0	BA	21	13										30	0				N/A			3" PP									
	14	14-BA-21-13-90-0	BA	21	13										90	0				N/A			3" PP									
	14	14-BA-21-13-150-0	BA	21	13										150	0				N/A			3" PP									
	14	14-BA-21-13-210-0	BA	21	13										210	0				N/A			3" PP									
	14	14-BA-21-13-0-40	BA	21	13										0	40				N/A			3" PP									
	14	14-BA-21-13-0-14	BA	21	13										0	14				N/A			3" PP									
	14	14-BA-21-13-0-12	BA	21	13										0	12	VT	LOF	LOF	R					0	12	0	4	4		14-BA-21-13-0-12-4	4	WR
	14	14-BA-21-13-49-5	BA	21	13										49	5	VT	UC	UC	R					49	5	2	0	2		14-BA-21-13-49-5-3	3	WR
9/6/2017	14	14-BA-21-14-160-30	BA	21	14		1	160	30	VT	BULGE	B			160	30	VT	BULGE	B	NR													
9/6/2017	14	14-BA-21-14-212-58	BA	21	14		2	212	58	VT	P	P			212	58	VT	P	RI	NR													
9/6/2017	14	14-BA-21-14-86-0	BA	21	14		3	86	0	VT	P	P			86	0	VT	P	RI	R					86	0	2	0	2		14-BA-21-14-86-0-1	1	WR
9/6/2017	14	14-BA-21-14-8.5-0	BA	21	14		4	0-17	0	BFET	WI	WI			8.5	0	VT	WI	WI	R					0	11	0	14	14		14-BA-21-14-0-11-2	2	WR
9/6/2017	14	14-BA-21-14-0-14	BA	21	14		5	0	14	BFET	WI	WI			0	14	VT	WI	WI	R					0	11	0	14	14		14-BA-21-14-0-11-2	2	WR
9/6/2017	14	14-BA-21-14-0-36	BA	21	14		6	0	36	BFET	WI	WI			0	36	VT	WI	WI	R					0	36	2	0	2		14-BA-21-14-0-36-3	3	WR
9/6/2017	14	14-BA-21-14-0-50.5	BA	21	14		7	0	47-54	BFET	WI	WI			0	50.5	VT	WI	WI	R					0	51	0	7	7		14-BA-21-14-0-51-4	4	WR
9/6/2017	14	14-BA-21-14-2-0	BA	21	14										2	0	VT	IF	IF	R					2	0	8	0	8		14-BA-21-14-2-0-6	6	WR
9/6/2017	14	14-BA-21-14-9-0	BA	21	14										9	0	VT	IF	IF	R					9	0	5	0	5		14-BA-21-14-9-0-5	5	WR
9/6/2017	14	14-BA-21-15-17-59	BA	21	15		1	17	59	VT	P	P			17	59	VT	P	RI	NR													
8/30/2017	14	14-BA-21-15-51-0	BA	21	15		1	51	0	BFET	WI	WI			51	0	VT	WI	WI	NR													
9/6/2017	14	14-BA-21-15-0-53	BA	21	15		2	0	53	VT	P	P			0	53	VT	P	RI	R					0	53	0	2	2		14-BA-21-15-0-53-1	1	WR
9/6/2017	14	14-BA-21-15-0-44	BA	21	15		3	0	44	VT	P	P			0	44	VT	P	RI	R					0	44	4	0	4		14-BA-21-15-0-44-2	2	WR
9/6/2017	14	14-BA-21-15-29-3	BA	21	15		4	29	3	VT	Dent	D			29	3	VT	DENT	D	NR													
9/6/2017	14	14-BA-21-15-8-0	BA	21	15		5	8	0	BFET	WI	WI			8	0	VT	WI	WI	R					8	0	2	0	2		14-BA-21-15-8-0-3	3	WR
8/30/2017	14	14-BA-21-16-212-57	BA	21	16		1	212	57	VT	P	P			212	57	VT	P	RI	NR					212	57							
8/30/2017	14	14-BA-21-16-11-0	BA	21	16		2	11	0	VT	P	P			11	0	VT	P	RI	R					11	0	2	0	2		14-BA-21-16-11-0-1	1	WR
8/30/2017	14	14-BA-21-16-62-0	BA	21	16		3	62	0	VT	P	P			62	0	VT	P	RI	NR					62	0							
8/30/2017	14	14-BA-21-16-73-0	BA	21	16		4	73	0	VT	P	P			73	0	VT	P	RI	NR					73	0							
8/26/2017	14	14-BA-20-1-0-41	BA	20	1		1	0	41	BFET	WI	WI			0	41	VT	WI	WI	R					0	43	0	8	8		14-BA-20-1-0-43-1	1	WR
8/26/2017	14	14-BA-20-1-0-45	BA	20	1		2	0	45	BFET	WI	WI			0	45	VT	WI	WI	R					0	43	0	8	8		14-BA-20-1-0-43-1	1	WR
8/22/2017	14	14-BA-20-2-0-30	BA	20	2		1	0	30	VT	P	P			0	30	VT	P	RI	R					0	30	0	4	4		14-BA-20-2-0-30-1	1	WR
8/22/2017	14	14-BA-20-2-85-0	BA	20	2		2	85	0	VT	UC	UC		0.094	85	0	VT	UC	UC	R					87	0	8	0	8		14-BA-20-2-87-0-2	2	WR
8/22/2017	14	14-BA-20-2-88-0	BA	20	2		3	88	0	VT	P	P			88	0	VT	P	RI	R					87	0	8	0	8		14-BA-20-2-87-0-2	2	WR
	14	14-BA-20-2-30-0	BA	20	2										30	0	VT			N/A			Master Feature									
	14	14-BA-20-2-90-0	BA	20	2										90	0	VT			N/A			Master Feature									
	14	14-BA-20-2-150-0	BA	20	2										150	0	VT			N/A			Master Feature									
	14	14-BA-20-2-210-0	BA	20	2										210	0	VT			N/A			Master Feature									
	14	14-BA-20-2-222-0	BA	20	2										222	0	VT			N/A			Master Feature									
8/3/2017	14	14-BA-20-3-88-0	BA	20	3		1	83-93	0	VT	UC	UC		0.16	88	0	VT	UC	UC	NR													
8/3/2017	14	14-BA-20-3-24-0	BA	20	3		2	24	0	VT	P	P			24	0	VT	P	RI	R					24	0	0	2	2		14-BA-20-3-24-0-1	1	WR
8/21/2017	14	14-BA-20-3-86-0	BA	20	3		3	86	0	VT	P	P			86	0	VT	P	RI	R					86	0	0	5	5		14-BA-20-3-86-0-2	2	WR
9/22/2017	14	14-BA-20-3-30-0	BA	20	3										30	0				N/A			DIAMOND PP									
9/22/2017	14	14-BA-20-3-90-0	BA	20	3										90	0				N/A			DIAMOND PP									
9/22/2017	14	14-BA-20-3-150-0	BA	20	3										150	0				N/A			DIAMOND PP									
9/22/2017	14	14-BA-20-3-210-0	BA	20	3										210	0				N/A			DIAMOND PP									

BWS031682

RDHLCC0028151

			Shell Location			Master Features Legend	TesTex NDE							EEI NDE								Notes	Photo Links	Recommended Repairs								Repair Type Legend
Date	Tank No.	Overall ID	General Location			Master Feature	TesTex Indication ID on Plate	TexTex Reported Indication Location		TesTex NDE			Minimum Wall Thickness (in)	Depth of Topside Indication(in)	Center of Indication: X (in)	Center of Indication: Y (in)	Method	Indication Type	SIMPLIFIED INDICATION TYPE	EEI Recommendation (Repair or No Repair)	Minimum Thickness (in)	Depth (in)			Center of Repair: X (in)	Center of Repair: Y (in)	Width or Dia (in)	Height (in)	Length of Weld (in)	Area of PP (sq in)	EEI repair No.	Repair No. on Plate	Repair Type (Patch, Weld, Other)
			Location in Tank	Shell Course	Plate Number			X Coordinate (in)	Y Coordinate (in)	Method	Indication Type	SIMPLIFIED INDICATION TYPE																				
9/22/2017	14	14-BA-20-3-200-0	BA	20	3										200	0				N/A			3"PP										
8/21/2017	14	14-BA-20-4-0-14	BA	20	4		1	0	14	VT	P	P			0	14	VT	P	RI	R			4" VWR AR		0	14	0	4	4		14-BA-20-4-0-14-1	1	WR
8/24/2017	14	14-BA-20-5-159.5-28.5	BA	20	5		1	141-178	5-52	VT	BULGE	B			159.5	28.5	VT	BULGE	B	NR			NR										
8/24/2017	14	14-BA-20-5-205-0	BA	20	5										205	0	VT	P	RI	R			3" HWR		205	0	3	0	3		14-BA-20-5-205-0-1	1	WR
8/24/2017	14	14-BA-20-5-240-1	BA	20	5										240	1	VT	P	RI	R			3" VWR		240	1	3	3	6		14-BA-20-5-240-1-2	2	WR
9/1/2017	14	14-BA-20-6-224-32	BA	20	6		1	211-237	7-57	VT	BULGE	B			224	32	VT	BULGE	B	NR			NR										
9/1/2017	14	14-BA-20-6-202-0	BA	20	6		2	202	0	VT	P	P			202	0	VT	P	RI	R			4" HWR AR		202	0	4	0	4		14-BA-20-6-202-0-1	1	WR
9/1/2017	14	14-BA-20-7-168-26	BA	20	7		1	159-177	5-47	VT	BULGE	B			168	26	VT	BULGE	B	NR			NR										
9/1/2017	14	14-BA-20-7-222-30.5	BA	20	7		2	210-234	8-53	VT	BULGE	B			222	30.5	VT	BULGE	B	NR			NR										
9/1/2017	14	14-BA-20-7-148-59	BA	20	7		3	148	59	LFET	BC	BC	0.182		148	59	PAUT	BC	BC	NR			tr > .160										
9/1/2017	14	14-BA-20-7-132-60	BA	20	7										132	60	VT	P	RI	R			3" HWR		132	60	3	0	3		14-BA-20-7-132-60-1	1	WR
9/1/2017	14	14-BA-20-7-146-57	BA	20	7										146	57	VT	P	RI	R			2" HWR		146	57	2	0	2		14-BA-20-7-146-57-2	2	WR
9/1/2017	14	14-BA-20-7-205-57	BA	20	7										205	57	VT	P	RI	R			2" HWR		205	57	2	0	2		14-BA-20-7-205-57-3	3	WR
9/8/2017	14	14-BA-20-8-18-30	BA	20	8		1	0-36	0-60	VT	BULGE	B			18	30	VT	BULGE	B	NR													
9/8/2017	14	14-BA-20-8-100-30	BA	20	8		2	80-120	0-60	VT	BULGE	B			100	30	VT	BULGE	B	NR													
9/8/2017	14	14-BA-20-8-165.5-34.5	BA	20	8		3	151-180	12-57	VT	BULGE	B			165.5	34.5	VT	BULGE	B	NR													
9/8/2017	14	14-BA-20-8-224.5-37.5	BA	20	8		4	211-238	20-55	VT	BULGE	B			224.5	37.5	VT	BULGE	B	NR													
9/8/2017	14	14-BA-20-8-163-47	BA	20	8		5	158-168	43-51	LFET	BC	BC	0.17		163	47	PAUT	BC	BC	NR	0.180												
	14	14-BA-20-8-30-0	BA	20	8										30	0				N/A			Master Feature										
	14	14-BA-20-8-90-0	BA	20	8										90	0				N/A			Master Feature										
	14	14-BA-20-8-150-0	BA	20	8										150	0				N/A			Master Feature										
	14	14-BA-20-8-210-0	BA	20	8										210	0				N/A			Master Feature										
	14	14-BA-20-8-106-0	BA	20	8										106	0				N/A			Master Feature										
	14	14-BA-20-8-122-0	BA	20	8										122	0				N/A			Master Feature										
9/11/2017	14	14-BA-20-9-91.5-30	BA	20	9		1	74-109	7-53	VT	BULGE	B			91.5	30	VT	BULGE	B	NR													
9/11/2017	14	14-BA-20-9-218.5-30	BA	20	9		2	203-234	8-52	VT	BULGE	B			218.5	30	VT	BULGE	B	NR													
	14	14-BA-20-9-30-0	BA	20	9										30	0				N/A			3" PP										
	14	14-BA-20-9-90-0	BA	20	9										90	0				N/A			3" PP										
	14	14-BA-20-9-150-0	BA	20	9										150	0				N/A			3" PP										
	14	14-BA-20-9-210-0	BA	20	9										210	0				N/A			3" PP										
	14	14-BA-20-9-0-35	BA	20	9										0	35				N/A			3" PP										
	14	14-BA-20-10-21-34.5	BA	20	10		1	3-39	14-55	VT	BULGE	B			21	34.5	VT	BULGE	B	NR													
	14	14-BA-20-10-92.5-35	BA	20	10		2	78-107	20-50	VT	BULGE	B			92.5	35	VT	BULGE	B	NR													
	14	14-BA-20-10-73-0	BA	20	10		3	73	0	VT	P	P			73	0	VT	P	RI	R					73	0	4	0	4		14-BA-20-10-73-0-1	1	WR
	14	14-BA-20-10-192-0	BA	20	10		4	192	0	BFET	WI	WI			192	0	VT	P	RI	R			LOF/POR		192	0	4	0	4		14-BA-20-10-192-0-2	2	WR
	14	14-BA-20-10-30-0	BA	20	10										30	0				N/A			3" PP										
	14	14-BA-20-10-90-0	BA	20	10										90	0				N/A			3" PP										
	14	14-BA-20-10-150-0	BA	20	10										150	0				N/A			3" PP										
	14	14-BA-20-10-210-0	BA	20	10										210	0				N/A			3" PP										
	14	14-BA-20-10-0-54	BA	20	10										0	54				N/A			3" PP										
	14	14-BA-20-10-0-48	BA	20	10										0	48				N/A			3" PP										
	14	14-BA-20-10-0-36	BA	20	10										0	36				N/A			3" PP										
	14	14-BA-20-10-0-24	BA	20	10										0	24				N/A			3" PP										
	14	14-BA-20-10-0-16	BA	20	10										0	16				N/A			3" PP										
	14	14-BA-20-11-216-0	BA	20	11		1	216	0	BFET	WI	WI			216	0	VT	WI	WI	R					216	0	4	0	4		14-BA-20-11-216-0-1	1	WR
	14	14-BA-20-11-87-30.5	BA	20	11		2	70-104	8-53	VT	BULGE	B			87	30.5	VT	BULGE	B	NR													
	14	14-BA-20-11-30-0	BA	20	11										30	0				N/A			3" PP										
	14	14-BA-20-11-90-0	BA	20	11										90	0				N/A			3" PP										
	14	14-BA-20-11-150-0	BA	20	11										150	0				N/A			3" PP										
	14	14-BA-20-11-210-0	BA	20	11										210	0				N/A			3" PP										
	14	14-BA-20-11-227-0	BA	20	11										227	0				N/A			3" PP										
	14	14-BA-20-12-30-0	BA	20	12										30	0				N/A			3" PP										
	14	14-BA-20-12-90-0	BA	20	12										90	0				N/A			3" PP										
	14	14-BA-20-12-150-0	BA	20	12										150	0				N/A			3" PP										
	14	14-BA-20-12-210-0	BA	20	12										210	0				N/A			3" PP										

		Shell Location			Master Features Legend	TesTex NDE							EEI NDE								Notes	Photo Links	Recommended Repairs								Repair Type Legend
Date	Tank No.	Overall ID	General Location			Master Feature	TesTex Indication ID on Plate	TexTex Reported Indication Location		TesTex NDE		SIMPLIFIED INDICATION TYPE	Minimum Wall Thickness (in)	Depth of Topside Indication(in)	Center of Indication: X (in)	Center of Indication: Y (in)	Method	Indication Type	SIMPLIFIED INDICATION TYPE	EEI Recommendation (Repair or No Repair)	Minimum Thickness (in)	Depth (in)			Center of Repair: X (in)	Center of Repair: Y (in)	Width or Dia (in)	Height (in)	Length of Weld (in)	Area of PP (sq in)	EEI repair No.	Repair No. on Plate	Repair Type (Patch, Weld, Other)
			Location in Tank	Shell Course	Plate Number			X Coordinate (in)	Y Coordinate (in)	Method	Indication Type																					
9/14/2017	14		BA	20	12						NRI	NRI								N/A												
9/11/2017	14	14-BA-20-13-143-49	BA	20	13		1	23	49	LFET	BC	BC	0.16		143	49	PAUT	BC	BC	NR	0.185											
9/11/2017	14	14-BA-20-13-167-6	BA	20	13		2	167	6	LFET	BC	BC	0.19		167	6	PAUT	BC	BC	NR	0.185											
9/11/2017	14	14-BA-20-13-210-4	BA	20	13		3	210	4	LFET	BC	BC	0.187		210	4	PAUT	BC	BC	NR	0.179											
9/11/2017	14	14-BA-20-13-236-43	BA	20	13		4	236	43	LFET	BC	BC	0.069		236	43	PAUT	BC	BC	NR	0.200											
9/11/2017	14	14-BA-20-13-200-0	BA	20	13		5	200	0	VT	P	P			200	0	VT	P	RI	R				200	0	2	0	2		14-BA-20-13-200-0-1	1	WR
9/11/2017	14	14-BA-20-13-237-0	BA	20	13		6	237	0	BFET	WI	WI			237	0	VT	WI	WI	R				237	0	2	0	2		14-BA-20-13-237-0-2	2	WR
9/11/2017	14	14-BA-20-13-95-58	BA	20	13		7	95	58	VT	P	P			95	58	VT	P	RI	R				95	58	8	0	8		14-BA-20-13-95-58-3	3	WR
9/11/2017	14	14-BA-20-13-25-0	BA	20	13		8	25	0	VT	P	P			25	0	VT	P	RI	R			AND WR ON R19P12 SAME LOC.	25	0	2	0	2		14-BA-20-13-25-0-4	4	WR
	14	14-BA-20-13-30-0	BA	20	13										30	0				N/A			3" PP									
	14	14-BA-20-13-90-0	BA	20	13										90	0				N/A			3" PP									
	14	14-BA-20-13-150-0	BA	20	13										150	0				N/A			3" PP									
	14	14-BA-20-13-210-0	BA	20	13										210	0				N/A			3" PP									
	14	14-BA-20-13-240-45	BA	20	13										240	45				N/A			3" PP									
9/11/2017	14	14-BA-20-14-68-0	BA	20	14		1	68	0	VT	P	P			68	0	VT	P	RI	NR												
9/6/2017	14	14-BA-20-15-91-58	BA	20	15		1	91	58	VT	P	P			91	58	VT	P	RI	R				91	58	12	12	48	144	14-BA-20-15-91-58-1	1	PP
9/6/2017	14	14-BA-20-15-140-57	BA	20	15		2	140	57	BFET	WI	WI			140	57	VT	WI	WI	R				140	57	2	0	2		14-BA-20-15-140-57-2	2	WR
9/6/2017	14	14-BA-20-15-79-0	BA	20	15		3	79	0	BFET	WI	WI			79	0	VT	WI	WI	R				79	0	2	0	2		14-BA-20-15-79-0-3	3	WR
9/6/2017	14	14-BA-20-15-127-0	BA	20	15		4	127	0	BFET	WI	WI			127	0	VT	WI	WI	R				127	0	9	0	9		14-BA-20-15-127-0-4	4	WR
9/6/2017	14	14-BA-20-15-27-0	BA	20	15		5	27	0	BFET	WI	WI			27	0	VT	WI	WI	NR												
8/30/2017	14	14-BA-20-16-143-57	BA	20	16		1	143	57	VT	P	P			143	57	VT	P	RI	R				143	57	2	0	2		14-BA-20-16-143-57-1	1	WR
8/30/2017	14	14-BA-20-16-148-57	BA	20	16		2	148	57	VT	P	P			148	57	VT	P	RI	NR												
8/30/2017	14	14-BA-20-16-109-30	BA	20	16		3	109	30	VT	BULGE	B			109	30	VT	BULGE	B	NR												
8/30/2017	14	14-BA-20-16-6-17	BA	20	16		4	6	17	LFET	BC	BC	0.112		6	17	PAUT	BC	BC	NR			tr > .160									
8/30/2017	14	14-BA-20-16-104-47	BA	20	16		5	104	47	LFET	BC	BC	0.114		104	47	PAUT	BC	BC	NR			tr > .160									
8/30/2017	14	14-BA-20-16-221-25	BA	20	16		6	221	25	LFET	BC	BC	0.085		221	25	PAUT	BC	BC	NR			tr > .160									
8/30/2017	14	14-BA-20-16-137-0	BA	20	16		7	137	0	VT	P	P			137	0	VT	P	RI	NR												
8/30/2017	14	14-BA-20-16-143-0	BA	20	16		8	143	0	VT	P	P			143	0	VT	P	RI	NR												
8/30/2017	14	14-BA-20-16-159-0	BA	20	16		9	159	0	VT	P	P			159	0	VT	P	RI	NR												
8/30/2017	14	14-BA-20-16-197-0	BA	20	16		10	197	0	VT	P	P			197	0	VT	P	RI	NR												
8/22/2017	14	14-BA-19-1-38-0	BA	19	1		1	38	0	BFET	WI	WI			38	0	VT	WI	WI	R				38	0	4	0	4		14-BA-19-1-38-0-1	1	WR
8/22/2017	14	14-BA-19-1-44-0	BA	19	1		2	44	0	BFET	WI	WI			44	0	VT	WI	WI	R				44	0	4	0	4		14-BA-19-1-44-0-2	2	WR
8/22/2017	14	14-BA-19-1-91-0	BA	19	1		3	91	0	VT	P	P			91	0	VT	P	RI	R				91	0	2	0	2		14-BA-19-1-91-0-3	3	WR
8/22/2017	14	14-BA-19-1-98-0	BA	19	1		4	98	0	VT	P	P			98	0	VT	P	RI	R				98	0	4	0	4		14-BA-19-1-98-0-4	4	WR
8/22/2017	14	14-BA-19-1-126-0	BA	19	1		5	126	0	VT	P	P			126	0	VT	P	RI	R				126	0	4	0	4		14-BA-19-1-126-0-5	5	WR
8/22/2017	14	14-BA-19-1-140-0	BA	19	1		6	140	0	VT	P	P			140	0	VT	P	RI	R				140	0	4	0	4		14-BA-19-1-140-0-6	6	WR
	14	14-BA-19-2-30-0	BA	19	2										30	0				N/A			Master Feature									
	14	14-BA-19-2-90-0	BA	19	2										90	0				N/A			Master Feature									
	14	14-BA-19-2-150-0	BA	19	2										150	0				N/A			Master Feature									
	14	14-BA-19-2-210-0	BA	19	2										210	0				N/A			Master Feature									
8/3/2017	14		BA	19	2						NRI	NRI								N/A												
8/21/2017	14	14-BA-19-3-0-23	BA	19	3		1	0	23	BFET	WI	WI			0	23	VT	WI	WI	R				0	23	6	0	6		14-BA-19-3-0-23-1	1	WR
8/21/2017	14	14-BA-19-3-174-0	BA	19	3		2	174	0	BFET	WI	WI			174	0	VT	WI	WI	R				174	0	4	0	4		14-BA-19-3-174-0-2	2	WR
8/21/2017	14	14-BA-19-3-230.5-0	BA	19	3		3	228-233	0	BFET	WI	WI			230.5	0	VT	WI	WI	R				231	0	14	0	14		14-BA-19-3-231-0-3	3	WR
9/22/2017	14	14-BA-19-3-30-0	BA	19	3										30	0				N/A			DIAMOND PP									
9/22/2017	14	14-BA-19-3-90-0	BA	19	3										90	0				N/A			DIAMOND PP									
9/22/2017	14	14-BA-19-3-150-0	BA	19	3										150	0				N/A			DIAMOND PP									
9/22/2017	14	14-BA-19-3-210-0	BA	19	3										210	0				N/A			DIAMOND PP									
9/22/2017	14	14-BA-19-3-0-50	BA	19	3										0	50				N/A			3"PP									
9/22/2017	14	14-BA-19-3-49-39	BA	19	3										49	39				N/A			3"NOZZLE									
9/22/2017	14	14-BA-19-3-0-44	BA	19	3										0	44				N/A			4"PP									
8/24/2017	14	14-BA-19-4-59-25	BA	19	4		1	59	25	VT	P	P			59	25	VT	P	RI	R			3" HWR AR		59	25	3	0	3		14-BA-19-4-59-25-1	1	WR
8/24/2017	14	14-BA-19-4-116-0	BA	19	4		2	116	0	VT	P	P			116	0	VT	P	RI	R			4" HWR AR		116	0	4	0	4		14-BA-19-4-116-0-2	2	WR
8/24/2017	14	14-BA-19-4-118-57	BA	19	4		3	118	57	VT	BULGE	B			118	57	VT	BULGE	B	NR			NR									
8/28/2017	14	14-BA-19-5-107.5-29.5	BA	19	5		1	95-120	8-51	VT	BULGE	B			107.5	29.5	VT	BULGE	B	NR			NR									

			Shell Location			Master Features Legend	TesTex NDE							EEI NDE								Notes	Photo Links	Recommended Repairs								Repair Type Legend
Date	Tank No.	Overall ID	General Location			Master Feature	TesTex Indication ID on Plate	TexTex Reported Indication Location		TesTex NDE			Minimum Wall Thickness (in)	Depth of Topside Indication(in)	Center of Indication: X (in)	Center of Indication: Y (in)	Method	Indication Type	SIMPLIFIED INDICATION TYPE	EEI Recommendation (Repair or No Repair)	Minimum Thickness (in)	Depth (in)			Center of Repair: X (in)	Center of Repair: Y (in)	Width or Dia (in)	Height (in)	Length of Weld (in)	Area of PP (sq in)	EEI repair No.	Repair No. on Plate	Repair Type (Patch, Weld, Other)
			Location in Tank	Shell Course	Plate Number			X Coordinate (in)	Y Coordinate (in)	Method	Indication Type	SIMPLIFIED INDICATION TYPE																				
8/28/2017	14	14-BA-19-5-71-37	BA	19	5		2	71	37	VT	P	P			71	37	VT	P	RI	R			4" HWR under nozzle		71	37	4	0	4		14-BA-19-5-71-37-1	1	WR
8/28/2017	14	14-BA-19-5-38.5-33	BA	19	5		3	24-53	12-54	VT	BULGE	B			38.5	33	VT	BULGE	B	NR			NR										
8/28/2017	14	14-BA-19-5-75-0	BA	19	5										75	0	VT	P	RI	R			4" HWR		75	0	4	0	4		14-BA-19-5-75-0-2	2	WR
9/1/2017	14	14-BA-19-6-210-3	BA	19	6		1	210	3	LFET	BC	BC	0.196		210	3	PAUT	BC	BC	NR	0.205		NR Tr 0.205										
9/1/2017	14	14-BA-19-6-220-14	BA	19	6		2	200-240	0-28	VT	BULGE	B			220	14	VT	BULGE	B	NR			NR										
9/8/2017	14	14-BA-19-7-89.5-29.5	BA	19	7		1	80-99	10-49	VT	BULGE	B			89.5	29.5	VT	BULGE	B	NR			NR										
9/8/2017	14	14-BA-19-7-99-5	BA	19	7		2	99	5	VT	P	P			99	5	VT	P	RI	R			4" VWR		99	5	0	4	4		14-BA-19-7-99-5-1	1	WR
9/8/2017	14	14-BA-19-7-130-30	BA	19	7		3	110-150	0-60	VT	BULGE	B			130	30	VT	BULGE	B	NR			NR										
9/8/2017	14	14-BA-19-7-221.5-30	BA	19	7		4	203-240	0-60	VT	BULGE	B			221.5	30	VT	BULGE	B	NR			NR										
9/8/2017	14	14-BA-19-7-9.5-37	BA	19	7		5	0-19	30-44	LFET	BC	BC	0.043		9.5	37	PAUT	AMINATIO	LAM	NR			lamination NR										
9/8/2017	14	14-BA-19-7-0-5	BA	19	7		6	0	5	VT	P	P			0	5	VT	P	RI	R			4" HWR		0	5	4	0	4		14-BA-19-7-0-5-2	2	WR
9/8/2017	14	14-BA-19-7-28-60	BA	19	7										28	60	VT	P	RI	R			4" HWR		28	60	4	0	4		14-BA-19-7-28-60-3	3	WR
9/8/2017	14	14-BA-19-7-31-60	BA	19	7										31	60	VT	P	RI	R			2" HWR		31	60	2	0	2		14-BA-19-7-31-60-4	4	WR
	14	14-BA-19-8-30-0	BA	19	8										30	0				N/A			Master Feature										
	14	14-BA-19-8-90-0	BA	19	8										90	0				N/A			Master Feature										
	14	14-BA-19-8-150-0	BA	19	8										150	0				N/A			Master Feature										
	14	14-BA-19-8-210-0	BA	19	8										210	0				N/A			Master Feature										
	14	14-BA-19-8-0-52	BA	19	8										0	52				N/A			Master Feature										
	14	14-BA-19-8-60-30	BA	19	8										60	30				N/A			Master Feature										
	14	14-BA-19-8-232-39	BA	19	8										232	39				N/A			Master Feature										
9/11/2017	14		BA	19	8						NRI	NRI								N/A													
9/15/2017	14	14-BA-19-9-91-56	BA	19	9		1	91	56	LFET	BC	BC	0.18		91	56	PAUT	BC	BC	NR			tr > .160										
	14	14-BA-19-9-30-0	BA	19	9										30	0				N/A			3" PP										
	14	14-BA-19-9-90-0	BA	19	9										90	0				N/A			3" PP										
	14	14-BA-19-9-150-0	BA	19	9										150	0				N/A			3" PP										
	14	14-BA-19-9-210-0	BA	19	9										210	0				N/A			3" PP										
	14	14-BA-19-9-122-0	BA	19	9										122	0				N/A			3" PP										
	14	14-BA-19-9-0-35	BA	19	9										0	35				N/A			3" PP										
	14	14-BA-19-9-0-0	BA	19	9										0	0	VT	P	RI	R					0	0	0	4	4		14-BA-19-9-0-0-1	1	WR
	14	14-BA-19-10-5-3	BA	19	10		1	5	3	VT	TSP	TS	0		5	3	VT	TS	TS	R	0.000				0	0	24	24	96	576	14-BA-19-10-0-0-1	1	PP
	14	14-BA-19-10-147-37	BA	19	10		2	132-162	17-57	VT	BULGE	B			147	37	VT	BULGE	B	NR													
	14	14-BA-19-10-212-29.5	BA	19	10		3	194-230	8-51	VT	BULGE	B			212	29.5	VT	BULGE	B	NR													
	14	14-BA-19-10-30-0	BA	19	10										30	0				N/A			3" PP										
	14	14-BA-19-10-90-0	BA	19	10										90	0				N/A			3" PP										
	14	14-BA-19-10-150-0	BA	19	10										150	0				N/A			3" PP										
	14	14-BA-19-10-210-0	BA	19	10										210	0				N/A			3" PP										
	14	14-BA-19-10-237-38	BA	19	10										237	38				N/A			3" Grout Nozzle										
	14	14-BA-19-11-0-40	BA	19	11		1	0	40	VT	P	P			0	40	VT	P	RI	R					0	40	0	4	4		14-BA-19-11-0-40-1	1	WR
	14	14-BA-19-11-130-30	BA	19	11		2	130	30	VT	BULGE	B			130	30	VT	BULGE	B	NR													
	14	14-BA-19-11-186-30	BA	19	11		3	186	30	VT	BULGE	B			186	30	VT	BULGE	B	NR													
	14	14-BA-19-11-204-30	BA	19	11		4	204	30	VT	BULGE	B			204	30	VT	BULGE	B	NR													
	14	14-BA-19-11-149-57	BA	19	11		5	149	57	BFET	WI	WI			149	57	VT	WI	WI	R					149	57	2	0	2		14-BA-19-11-149-57-2	2	WR
	14	14-BA-19-11-124-0	BA	19	11		6	124	0	VT	P	P			124	0	VT	P	RI	R					124	0	4	0	4		14-BA-19-11-124-0-3	3	WR
	14	14-BA-19-11-182-4	BA	19	11		7	182	4	VT	P	P			182	4	VT	P	RI	NR													
	14	14-BA-19-11-192-0	BA	19	11		8	192	0	VT	P	P			192	0	VT	P	RI	R					192	0	4	0	4		14-BA-19-11-192-0-4	4	WR
	14	14-BA-19-11-30-0	BA	19	11										30	0				N/A			3" PP										
	14	14-BA-19-11-90-0	BA	19	11										90	0				N/A			3" PP										
	14	14-BA-19-11-150-0	BA	19	11										150	0				N/A			3" PP										
	14	14-BA-19-11-210-0	BA	19	11										210	0				N/A			3" PP										
	14	14-BA-19-11-0-40	BA	19	11										0	40				N/A			8" PP										
	14	14-BA-19-11-0-30	BA	19	11										0	30				N/A			8" PP										
	14	14-BA-19-11-0-20	BA	19	11										0	20				N/A			4" PP										
	14	14-BA-19-11-0-58	BA	19	11										0	58	VT	P	RI	R					0	58	0	4	4		14-BA-19-11-0-58-5	5	WR
	14	14-BA-19-11-213-0	BA	19	11										213	0	VT	P	RI	R					213	0	2	0	2		14-BA-19-11-213-0-7	7	WR
	14	14-BA-19-11-4-60	BA	19	11										4	60	VT	LOF	LOF	R					4	60	5	0	5		14-BA-19-11-4-60-6	6	WR

BWS031685

RDHLCC0028154

			Shell Location			Master Features Legend	TesTex NDE							EEI NDE								Notes	Photo Links	Recommended Repairs								Repair Type Legend
Date	Tank No.	Overall ID	General Location			Master Feature	TesTex Indication ID on Plate	TexTex Reported Indication Location		TesTex NDE		SIMPLIFIED INDICATION TYPE	Minimum Wall Thickness (in)	Depth of Topside Indication(in)	Center of indication: X (in)	Center of indication: Y (in)	Method	Indication Type	SIMPLIFIED INDICATION TYPE	EEI Recommendation (Repair or No Repair)	Minimum Thickness (in)	Depth (in)			Center of Repair: X (in)	Center of Repair: Y (in)	Width or Dia (in)	Height (in)	Length of Weld (in)	Area of PP (sq in)	EEI repair No.	Repair No. on Plate	Repair Type (Patch, Weld, Other)
			Location in Tank	Shell Course	Plate Number			X Coordinate (in)	Y Coordinate (in)	Method	Indication Type																					
9/14/2017	14	14-BA-19-12-196-0	BA	19	12		1	196	0	VT	UC	UC			196	0	VT	UC	UC	R					196	0	6	0	6		14-BA-19-12-196-0-1	1	WR
9/14/2017	14	14-BA-19-12-234-0	BA	19	12		2	234	0	BFET	WI	WI			234	0	VT	WI	WI	R					234	0	6	0	6		14-BA-19-12-234-0-2	2	WR
	14	14-BA-19-12-30-0	BA	19	12										30	0				N/A			3" PP										
	14	14-BA-19-12-90-0	BA	19	12										90	0				N/A			3" PP										
	14	14-BA-19-12-150-0	BA	19	12										150	0				N/A			3" PP										
	14	14-BA-19-12-210-0	BA	19	12										210	0				N/A			3" PP										
	14	14-BA-19-12-0-28	BA	19	12										0	28				N/A			8" PP										
	14	14-BA-19-12-0-14	BA	19	12										0	14				N/A			6" PP										
	14	14-BA-19-12-0-0	BA	19	12										0	0				N/A			3" PP										
	14	14-BA-19-12-60-25	BA	19	12										60	25				N/A			3" Grout Nozzle										
	14	14-BA-19-12-229-38	BA	19	12										229	38				N/A			3" Grout Nozzle										
	14	14-BA-19-12-25-0	BA	19	12										25	0	VT	P	P	R					25	0	2	0	2		14-BA-19-12-25-0-3	3	WR
9/11/2017	14	14-BA-19-13-30-57	BA	19	13		1	30	57	VT	P	P			30	57	VT	P	RI	R					30	57	2	0	2		14-BA-19-13-30-57-1	1	WR
9/11/2017	14	14-BA-19-13-147-57	BA	19	13		2	147	57	VT	P	P			147	57	VT	P	RI	R					147	57	2	0	2		14-BA-19-13-147-57-2	2	WR
9/11/2017	14	14-BA-19-13-153-30	BA	19	13		3	153	30	VT	BULGE	B			153	30	VT	BULGE	B	NR													
9/11/2017	14	14-BA-19-13-203-0	BA	19	13		4	203	0	BFET	WI	WI			203	0	VT	WI	WI	R					203	0	2	0	2		14-BA-19-13-203-0-3	3	WR
	14	14-BA-19-13-30-0	BA	19	13										30	0				N/A			3" PP										
	14	14-BA-19-13-90-0	BA	19	13										90	0				N/A			3" PP										
	14	14-BA-19-13-150-0	BA	19	13										150	0				N/A			3" PP										
	14	14-BA-19-13-210-0	BA	19	13										210	0				N/A			3" PP										
9/6/2017	14	14-BA-19-14-148-1	BA	19	14		1	148	1	VT	P	P			148	1	VT	P	RI	R					148	1	2	0	2		14-BA-19-14-148-1-1	1	WR
9/6/2017	14	14-BA-19-14-201-0	BA	19	14		2	201	0	VT	P	P			201	0	VT	P	RI	R					201	0	2	0	2		14-BA-19-14-201-0-2	2	WR
9/6/2017	14	14-BA-19-14-208-0	BA	19	14		3	208	0	BFET	WI	WI			208	0	VT	WI	WI	R					208	0	2	0	2		14-BA-19-14-208-0-3	3	WR
9/6/2017	14	14-BA-19-14-212-58	BA	19	14		4	212	58	VT	P	P			212	58	VT	P	RI	NR													
9/6/2017	14	14-BA-19-15-20-57	BA	19	15		1	20	57	BFET	WI	WI			20	57	VT	WI	WI	NR													
9/6/2017	14	14-BA-19-15-4-37	BA	19	15		2	4	37	BFET	WI	WI			4	37	VT	WI	WI	NR													
9/6/2017	14	14-BA-19-15-0-3	BA	19	15		3	0	3	VT	P	P			0	3	VT	P	RI	R					0	3	2	0	2		14-BA-19-15-0-3-1	1	WR
8/30/2017	14	14-BA-19-16-54-0	BA	19	16		1	54	0	VT	P	P			54	0	VT	P	RI	R					54	0	2	0	2		14-BA-19-16-54-0-1	1	WR
8/30/2017	14	14-BA-19-16-68-0	BA	19	16		2	68	0	BFET	WI	WI			68	0	VT	WI	WI	NR													
8/30/2017	14	14-BA-19-16-78-3	BA	19	16		3	78	0	VT	P	P			78	3	VT	P	RI	R					78	3	2	0	2		14-BA-19-16-78-3-2	2	WR
8/23/2017	14	14-BA-18-1-181-0	BA	18	1		1	181	0	BFET	WI	WI			181	0	VT	WI	WI	NR													
8/23/2017	14	14-BA-18-1-200-0	BA	18	1		2	200	0	VT	P	P			200	0	VT	P	RI	R					200	0	2	0	2		14-BA-18-1-200-0-1	1	WR
8/23/2017	14	14-BA-18-1-217-0	BA	18	1		3	217	0	BFET	WI	WI			217	0	VT	WI	WI	R					217	0	4	0	4		14-BA-18-1-217-0-2	2	WR
	14	14-BA-18-2-30-0	BA	18	2										30	0	VT			N/A			Master Feature										
	14	14-BA-18-2-90-0	BA	18	2										90	0	VT			N/A			Master Feature										
	14	14-BA-18-2-150-0	BA	18	2										150	0	VT			N/A			Master Feature										
	14	14-BA-18-2-210-0	BA	18	2										210	0	VT			N/A			Master Feature										
8/23/2017	14		BA	18	2						NRI	NRI								N/A													
	14	14-BA-18-2-144-57	BA	18	2										144	57	VT	P	RI	R			3" HWR, on PP weld		144	57	3	0	3		14-BA-18-2-144-57-2	2	WR
	14	14-BA-18-2-149-60	BA	18	2										149	60	VT	P	RI	R			2" WR		149	60	2	0	2		14-BA-18-2-149-60-1	1	WR
8/3/2017	14	14-BA-18-3-0-0	BA	18	3		1	0	0	VT	P	P			0	0	VT	P	RI	R					0	0	0	4	4		14-BA-18-3-0-0-1	1	WR
9/22/2017	14	14-BA-18-3-30-0	BA	18	3										30	0				N/A			DIAMOND PP										
9/22/2017	14	14-BA-18-3-90-0	BA	18	3										90	0				N/A			DIAMOND PP										
9/22/2017	14	14-BA-18-3-150-0	BA	18	3										150	0				N/A			DIAMOND PP										
9/22/2017	14	14-BA-18-3-210-0	BA	18	3										210	0				N/A			DIAMOND PP										
8/21/2017	14	14-BA-18-4-9-0	BA	18	4		1	9	0	BFET	WI	WI			9	0	VT	WI	WI	R			6" HWR AR		9	0	6	0	6		14-BA-18-4-9-0-1	1	WR
8/21/2017	14	14-BA-18-4-112-0	BA	18	4		2	112	0	BFET	WI	WI			112	0	VT	WI	WI	R			6" HWR AR		112	0	6	0	6		14-BA-18-4-112-0-2	2	WR
8/21/2017	14	14-BA-18-4-82-0	BA	18	4		3	82	0	VT	P	P			82	0	VT	P	RI	R			4" HWR AR		82	0	4	0	4		14-BA-18-4-82-0-3	3	WR
8/21/2017	14	14-BA-18-4-0-42	BA	18	4		4	0	42	VT	P	P			0	42	VT	P	RI	R			4" VWR AR		0	42	0	4	4		14-BA-18-4-0-42-4	4	WR
8/24/2017	14	14-BA-18-5-15.5-29	BA	18	5		1	2-29	15-43	VT	BULGE	B			15.5	29	VT	BULGE	B	NR			NR										
8/24/2017	14	14-BA-18-5-219.5-32.5	BA	18	5		2	206-233	12-53	VT	BULGE	B			219.5	32.5	VT	BULGE	B	NR			NR										
8/28/2017	14	14-BA-18-6-75-0	BA	18	6		1	70-80	0	VT	P	P			75	0	VT	P	RI	R			12" HWR AR		75	0	12	0	12		14-BA-18-6-75-0-1	1	WR
8/28/2017	14	14-BA-18-6-151-0	BA	18	6		2	151	0	VT	P	P			151	0	VT	P	RI	R			3" HWR AR		151	0	3	0	3		14-BA-18-6-151-0-2	2	WR
8/28/2017	14	14-BA-18-6-223.5-30.5	BA	18	6		3	210-237	7-54	VT	BULGE	B			223.5	30.5	VT	BULGE	B	NR			NR										
9/1/2017	14	14-BA-18-7-17-31	BA	18	7		1	3-31	9-53	VT	BULGE	B			17	31	VT	BULGE	B	NR			NR										

			Shell Location			Master Features Legend	TesTex NDE							EEI NDE								Notes	Photo Links	Recommended Repairs								Repair Type Legend
Date	Tank No.	Overall ID	General Location			Master Feature	TesTex Indication ID on Plate	TexTex Reported Indication Location		TesTex NDE			Minimum Wall Thickness (in)	Depth of Topside Indication(in)	Center of indication: X (in)	Center of indication: Y (in)	Method	Indication Type	SIMPLIFIED INDICATION TYPE	EEI Recommendation (Repair or No Repair)	Minimum Thickness (in)	Depth (in)			Center of Repair: X (in)	Center of Repair: Y (in)	Width or Dia (in)	Height (in)	Length of Weld (in)	Area of PP (sq in)	EEI repair No.	Repair No. on Plate	Repair Type (Patch, Weld, Other)
			Location in Tank	Shell Course	Plate Number			X Coordinate (in)	Y Coordinate (in)	Method	Indication Type	SIMPLIFIED INDICATION TYPE																				
9/1/2017	14	14-BA-18-7-80.5-31.5	BA	18	7		2	64-97	8-55	VT	BULGE	B			80.5	31.5	VT	BULGE	B	NR			NR										
9/1/2017	14	14-BA-18-7-158-26.5	BA	18	7		3	146-170	3-50	VT	BULGE	B			158	26.5	VT	BULGE	B	NR			NR										
9/1/2017	14	14-BA-18-7-223.5-29.5	BA	18	7		4	210-237	2-57	VT	BULGE	B			223.5	29.5	VT	BULGE	B	NR			NR										
9/1/2017	14	14-BA-18-7-120-29	BA	18	7		5	110-130	6-52	VT	BULGE	B			120	29	VT	BULGE	B	NR			NR										
9/8/2017	14	14-BA-18-8-20-30	BA	18	8		1	0-40	0-60	VT	BULGE	B			20	30	VT	BULGE	B	NR													
9/8/2017	14	14-BA-18-8-119.5-30	BA	18	8		2	97-142	0-60	VT	BULGE	B			119.5	30	VT	BULGE	B	NR													
9/8/2017	14	14-BA-18-8-160-31.5	BA	18	8		3	145-175	10-53	VT	BULGE	B			160	31.5	VT	BULGE	B	NR													
9/8/2017	14	14-BA-18-8-225-30	BA	18	8		4	213-237	7-53	VT	BULGE	B			225	30	VT	BULGE	B	NR													
9/8/2017	14	14-BA-18-8-219-0	BA	18	8		5	219	0	VT	P	P			219	0	VT	P	RI	R					219	0	4	0	4		14-BA-18-8-219-0-1	1	WR
	14	14-BA-18-8-30-0	BA	18	8										30	0				N/A			Master Feature										
	14	14-BA-18-8-90-0	BA	18	8										90	0				N/A			Master Feature										
	14	14-BA-18-8-150-0	BA	18	8										150	0				N/A			Master Feature										
	14	14-BA-18-8-210-0	BA	18	8										210	0				N/A			Master Feature										
	14	14-BA-18-8-0-44	BA	18	8										0	44				N/A			Master Feature										
	14	14-BA-18-8-0-11	BA	18	8										0	11				N/A			Master Feature										
	14	14-BA-18-8-0-6	BA	18	8										0	6				N/A			Master Feature										
	14	14-BA-18-8-0-3	BA	18	8										0	3				N/A			Master Feature										
9/12/2017	14	14-BA-18-9-18-30	BA	18	9		1	0-36	0-60	VT	BULGE	B			18	30	VT	BULGE	B	NR													
9/12/2017	14	14-BA-18-9-101-25	BA	18	9		2	82-120	0-50	VT	BULGE	B			101	25	VT	BULGE	B	NR													
9/12/2017	14	14-BA-18-9-164.5-31	BA	18	9		3	146-183	8-54	VT	BULGE	B			164.5	31	VT	BULGE	B	NR													
9/12/2017	14	14-BA-18-9-221-32	BA	18	9		4	204-238	8-56	VT	BULGE	B			221	32	VT	BULGE	B	NR													
9/12/2017	14	14-BA-18-9-211.5-52	BA	18	9		5	196-227	44-60	LFET	BC	BC	0.139		211.5	52	PAUT	BC	BC	R			tr<=0.160		218	48	12	12	24		14-BA-18-9-218-48-1	1	WR
9/12/2017	14	14-BA-18-9-206-19	BA	18	9		6	186-226	0-38	LFET	BC	BC	0.174		206	19	PAUT	BC	BC	NR			tr > .160										
9/12/2017	14	14-BA-18-9-145-54	BA	18	9		7	145	54	LFET	BC	BC	0.18		145	54	PAUT	BC	BC	NR			tr > .160										
	14	14-BA-18-9-30-0	BA	18	9										30	0				N/A			3" PP										
	14	14-BA-18-9-90-0	BA	18	9										90	0				N/A			3" PP										
	14	14-BA-18-9-150-0	BA	18	9										150	0				N/A			3" PP										
	14	14-BA-18-9-210-0	BA	18	9										210	0				N/A			3" PP										
	14	14-BA-18-9-7-0	BA	18	9										7	0				N/A			3" PP										
	14	14-BA-18-9-39-0	BA	18	9										39	0				N/A			3" PP										
	14	14-BA-18-10-18.5-30	BA	18	10		1	0-37	0-60	VT	BULGE	B			18.5	30	VT	BULGE	B	NR													
	14	14-BA-18-10-72.5-32.5	BA	18	10		2	60-85	17-48	VT	BULGE	B			72.5	32.5	VT	BULGE	B	NR													
	14	14-BA-18-10-146-55	BA	18	10		3	146	55	LFET	BC	BC	0.183		146	55	PAUT	BC	BC	NR			tr > .160										
	14	14-BA-18-10-224-34	BA	18	10		4	211-237	11-57	VT	BULGE	B			224	34	VT	BULGE	B	NR													
	14	14-BA-18-10-30-0	BA	18	10										30	0				N/A			3" PP										
	14	14-BA-18-10-90-0	BA	18	10										90	0				N/A			3" PP										
	14	14-BA-18-10-150-0	BA	18	10										150	0				N/A			3" PP										
	14	14-BA-18-10-210-0	BA	18	10										210	0				N/A			3" PP										
	14	14-BA-18-10-149-0	BA	18	10										149	0	VT	P	RI	R					149	0	2	0	2		14-BA-18-10-149-0-1	1	WR
	14	14-BA-18-11-30-0	BA	18	11										30	0				N/A			3" PP										
	14	14-BA-18-11-90-0	BA	18	11										90	0				N/A			3" PP										
	14	14-BA-18-11-150-0	BA	18	11										150	0				N/A			3" PP										
	14	14-BA-18-11-210-0	BA	18	11										210	0				N/A			3" PP										
	14	14-BA-18-11-110-60	BA	18	11										110	60	VT	P	RI	R					110	60	4	0	4		14-BA-18-11-110-60-1	1	WR
9/14/2017	14	14-BA-18-12-232-54	BA	18	12		1	232	54	BFET	WI	WI			232	54	VT	WI	WI	NR													
9/14/2017	14	14-BA-18-12-232-54	BA	18	12		2	232	54	BFET	WI	WI			232	54	VT	WI	WI	NR													
9/14/2017	14	14-BA-18-12-12-30	BA	18	12		3	12	30	VT	BULGE	B			12	30	VT	BULGE	B	NR													
	14	14-BA-18-12-30-0	BA	18	12										30	0				N/A			3" PP										
	14	14-BA-18-12-90-0	BA	18	12										90	0				N/A			3" PP										
	14	14-BA-18-12-150-0	BA	18	12										150	0				N/A			3" PP										
	14	14-BA-18-12-210-0	BA	18	12										210	0				N/A			3" PP										
	14	14-BA-18-12-0-53	BA	18	12										0	53				N/A			3" PP										
	14	14-BA-18-12-0-14	BA	18	12										0	14				N/A			3" PP										
	14	14-BA-18-12-150-0	BA	18	12										150	0	VT	P	RI	R					150	0	2	0	2		14-BA-18-12-150-0-1	1	WR
9/11/2017	14	14-BA-18-13-220-16	BA	18	13		1	220	16	LFET	BC	BC	0.186		220	16	PAUT	BC	BC	NR	0.185												

			Shell Location			Master Features Legend	TesTex NDE							EEI NDE								Notes	Photo Links	Recommended Repairs								Repair Type Legend
Date	Tank No.	Overall ID	General Location			Master Feature	TesTex Indication ID on Plate	TexTex Reported Indication Location		TesTex NDE			Minimum Wall Thickness (in)	Depth of Topside Indication(in)	Center of Indication: X (in)	Center of Indication: Y (in)	Method	Indication Type	SIMPLIFIED INDICATION TYPE	EEI Recommendation (Repair or No Repair)	Minimum Thickness (in)	Depth (in)			Center of Repair: X (in)	Center of Repair: Y (in)	Width or Dia (in)	Height (in)	Length of Weld (in)	Area of PP (sq in)	EEI repair No.	Repair No. on Plate	Repair Type (Patch, Weld, Other)
			Location in Tank	Shell Course	Plate Number			X Coordinate (in)	Y Coordinate (in)	Method	Indication Type	SIMPLIFIED INDICATION TYPE																				
9/11/2017	14	14-BA-18-13-0-12	BA	18	13		2	0	12	VT	P	P			0	12	VT	P	RI	R					0	12	0	2	2		14-BA-18-13-0-12-1	1	WR
9/11/2017	14	14-BA-18-13-104-0	BA	18	13		3	104	0	VT	P	P			104	0	VT	P	RI	R					104	0	4	0	4		14-BA-18-13-104-0-2	2	WR
	14	14-BA-18-13-30-0	BA	18	13										30	0				N/A			3" PP									
	14	14-BA-18-13-90-0	BA	18	13										90	0				N/A			3" PP									
	14	14-BA-18-13-150-0	BA	18	13										150	0				N/A			3" PP									
	14	14-BA-18-13-210-0	BA	18	13										210	0				N/A			3" PP									
	14	14-BA-18-13-28-0	BA	18	13										28	0	VT	RI	RI	R					28	0	2	0	2		14-BA-18-13-28-0-3	3	WR
9/11/2017	14	14-BA-18-14-20-0	BA	18	14		1	20	0	VT	P	P			20	0	VT	P	RI	NR													
9/7/2017	14	14-BA-18-14-200-0	BA	18	14		1	200	0	BFET	WI	WI			200	0	VT	WI	WI	R					200	0	2	0	2		14-BA-18-14-200-0-1	1	WR
9/11/2017	14	14-BA-18-14-30-0	BA	18	14		2	30	0	VT	P	P			30	0	VT	P	RI	NR													
9/11/2017	14	14-BA-18-14-39-0	BA	18	14		3	39	0	VT	P	P			39	0	VT	P	RI	NR													
9/7/2017	14	14-BA-18-14-0-58	BA	18	14										0	58	VT	IF	IF	R					0	58	2	0	2		14-BA-18-14-0-58-2	2	WR
9/7/2017	14	14-BA-18-14-236-0	BA	18	14										236	0	VT	P	RI	R					236	0	2	0	2		14-BA-18-14-236-0-3	3	WR
9/7/2017	14	14-BA-18-15-61-57	BA	18	15		1	61	57	BFET	WI	WI			61	57	VT	WI	WI	R					61	57	2	0	2		14-BA-18-15-61-57-1	1	WR
9/7/2017	14	14-BA-18-15-0-6.5	BA	18	15		2	0	3-10	VT	P	P			0	6.5	VT	P	RI	R					0	6	0	12	12		14-BA-18-15-0-6-2	2	WR
9/7/2017	14	14-BA-18-15-67-0	BA	18	15		3	67	0	BFET	WI	WI			67	0	VT	WI	WI	R					67	0	2	0	2		14-BA-18-15-67-0-3	3	WR
9/7/2017	14	14-BA-18-15-82-2	BA	18	15		4	82	2	VT	P	P			82	2	VT	P	RI	R			Include patch at R17 P15		82	2	12	0	37.69911	113.0973	14-BA-18-15-82-2-4	4	PC
9/7/2017	14	14-BA-18-15-143-0	BA	18	15		5	143	0	VT	P	P			143	0	VT	P	RI	R					143	0	2	0	2		14-BA-18-15-143-0-5	5	WR
9/7/2017	14	14-BA-18-15-160-30	BA	18	15		6	160	30	VT	BULGE	B			160	30	VT	BULGE	B	NR													
8/30/2017	14	14-BA-18-16-0-38	BA	18	16		1	0	38	VT	P	P			0	38	VT	P	RI	R					0	38	2	0	2		14-BA-18-16-0-38-1	1	WR
8/30/2017	14	14-BA-18-16-7-0	BA	18	16		2	7	0	VT	P	P			7	0	VT	P	RI	R					7	0	2	0	2		14-BA-18-16-7-0-2	2	WR
8/30/2017	14	14-BA-18-16-150-59	BA	18	16		3	150	59	VT	P	P			150	59	VT	P	RI	R					150	59	2	0	2		14-BA-18-16-150-59-3	3	WR
8/30/2017	14	14-BA-18-16-96-30	BA	18	16		4	96	30	VT	BULGE	B			96	30	VT	BULGE	B	NR													
8/30/2017	14	14-BA-18-16-226-30	BA	18	16		5	226	30	VT	BULGE	B			226	30	VT	BULGE	B	NR													
8/30/2017	14	14-BA-18-16-154-0	BA	18	16		6	154	0	VT	P	P			154	0	VT	P	RI	R					154	0	2	0	2		14-BA-18-16-154-0-4	4	WR
8/30/2017	14	14-BA-18-16-179-0	BA	18	16		7	179	0	VT	P	P			179	0	VT	P	RI	R					179	0	2	0	2		14-BA-18-16-179-0-5	5	WR
8/30/2017	14	14-BA-18-16-203-0	BA	18	16		8	203	0	VT	P	P			203	0	VT	P	RI	NR													
8/30/2017	14	14-BA-18-16-234-0	BA	18	16		9	234	0	VT	P	P			234	0	VT	P	RI	NR													
8/30/2017	14	14-BA-18-16-146-59	BA	18	16										146	59	VT	P	RI	R					146	59	2	0	2		14-BA-18-16-146-59-6	6	WR
8/30/2017	14	14-BA-18-16-87-0	BA	18	16										87	0	VT	P	RI	R					87	0	12	12	48	144	14-BA-18-16-87-0-7	7	PP
8/23/2017	14	14-BA-17-1-72-15	BA	17	1		1	72	15	VT	BULGE	B			72	15	VT	BULGE	B	NR													
8/23/2017	14	14-BA-17-1-148-0	BA	17	1		2	148	0	VT	P	P			148	0	VT	P	RI	R					148	0	4	0	4		14-BA-17-1-148-0-1	1	WR
9/11/2017	14	14-BA-17-1-92-0	BA	17	1		3	92	0	VT	P	P			92	0	VT	P	RI	R					92	0	4	0	4		14-BA-17-1-92-0-2	2	WR
8/4/2017	14	14-BA-17-2-150-0	BA	17	2		1	150	0	VT	P	P			150	0	VT	P	RI	R					150	4	0	4	4		14-BA-17-2-150-4-1	1	WR
8/4/2017	14	14-BA-17-2-151-0	BA	17	2		2	151	0	VT	P	P			151	0	VT	P	RI	R					152	0	0	4	4		14-BA-17-2-152-0-2	2	WR
8/4/2017	14	14-BA-17-2-209-0	BA	17	2		3	209	0	VT	P	P			209	0	VT	P	RI	R					209	0	0	4	4		14-BA-17-2-209-0-3	3	WR
	14	14-BA-17-2-30-0	BA	17	2										30	0	VT			N/A			Master Feature									
	14	14-BA-17-2-90-0	BA	17	2										90	0	VT			N/A			Master Feature									
	14	14-BA-17-2-150-0	BA	17	2										150	0	VT			N/A			Master Feature									
	14	14-BA-17-2-210-0	BA	17	2										210	0	VT			N/A			Master Feature									
	14	14-BA-17-2-0-45	BA	17	2										0	45	VT			N/A			6" PP									
	14	14-BA-17-2-0-30	BA	17	2										0	30	VT			N/A			4" PP									
	14	14-BA-17-2-240-56	BA	17	2										240	56	VT			N/A			3" PP									
	14	14-BA-17-2-240-45	BA	17	2										240	45	VT			N/A			6" PP									
	14	14-BA-17-2-240-29	BA	17	2										240	29	VT			N/A			4" PP									
9/22/2017	14	14-BA-17-3-30-0	BA	17	3										30	0				N/A			DIAMOND PP									
9/22/2017	14	14-BA-17-3-90-0	BA	17	3										90	0				N/A			DIAMOND PP									
9/22/2017	14	14-BA-17-3-150-0	BA	17	3										150	0				N/A			DIAMOND PP									
9/22/2017	14	14-BA-17-3-210-0	BA	17	3										210	0				N/A			DIAMOND PP									
9/22/2017	14	14-BA-17-3-0-57	BA	17	3										0	57				N/A			3"PP									
9/22/2017	14	14-BA-17-3-0-46	BA	17	3										0	46				N/A			4"PP									
9/22/2017	14	14-BA-17-3-0-28	BA	17	3										0	28				N/A			3"PP									
9/22/2017	14	14-BA-17-3-107-0	BA	17	3										107	0				N/A			3"PP									
8/21/2017	14		BA	17	3						NRI	NRI								N/A													
9/22/2017	14	14-BA-17-3-31-57	BA	17	3										31	57	VT	P	RI	R					31	57	0	2	2		14-BA-17-3-31-57-1	1	WR

			Shell Location			Master Features Legend	TesTex NDE							EEI NDE								Notes	Photo Links	Recommended Repairs								Repair Type Legend
Date	Tank No.	Overall ID	General Location			Master Feature	TesTex Indication ID on Plate	TexTex Reported Indication Location		TesTex NDE		SIMPLIFIED INDICATION TYPE	Minimum Wall Thickness (in)	Depth of Topside Indication(in)	Center of Indication: X (in)	Center of Indication: Y (in)	Method	Indication Type	SIMPLIFIED INDICATION TYPE	EEI Recommendation (Repair or No Repair)	Minimum Thickness (in)	Depth (in)			Center of Repair: X (in)	Center of Repair: Y (in)	Width or Dia (in)	Height (in)	Length of Weld (in)	Area of PP (sq in)	EEI repair No.	Repair No. on Plate	Repair Type (Patch, Weld, Other)
			Location in Tank	Shell Course	Plate Number			X Coordinate (in)	Y Coordinate (in)	Method	Indication Type																					
8/25/2017	14	14-BA-17-4-32-0	BA	17	4		1	32	0	BFET	WI	WI			32	0	VT	WI	WI	R			4" HWR AR		32	0	4	0	4		14-BA-17-4-32-0-1	1	WR
8/25/2017	14	14-BA-17-4-83-0	BA	17	4		2	83	0	VT	P	P			83	0	VT	P	RI	R			4" HWR AR		83	0	4	0	4		14-BA-17-4-83-0-2	2	WR
8/25/2017	14	14-BA-17-4-30-59	BA	17	4										30	59	VT	P	RI	R			2" HWR		30	59	2	0	2		14-BA-17-4-30-59-3	3	WR
8/29/2017	14	14-BA-17-5-225-22	BA	17	5		4	210-240	0-44	VT	BULGE	B			225	22	VT	BULGE	B	NR			NR										
8/29/2017	14	14-BA-17-5-0-54	BA	17	5										0	54	VT	P,UC	RI	R			12" VWR		0	54	0	12	12		14-BA-17-5-0-54-1	1	WR
9/1/2017	14	14-BA-17-6-83.5-28	BA	17	6		1	71-96	6-50	VT	BULGE	B			83.5	28	VT	BULGE	B	NR			NR										
9/1/2017	14	14-BA-17-6-223.5-37	BA	17	6		2	207-240	17-57	VT	BULGE	B			223.5	37	VT	BULGE	B	NR			NR										
9/1/2017	14	14-BA-17-6-0-11	BA	17	6		3	0	11	VT	TC	TS		0.156	0	11	VT	TS	TS	R			4" VWR AR		0	11	0	4	4		14-BA-17-6-0-11-1	1	WR
9/1/2017	14	14-BA-17-6-3-5	BA	17	6										3	5	VT	P	RI	R			4" HWR under PP		3	5	4	0	4		14-BA-17-6-3-5-2	2	WR
9/8/2017	14	14-BA-17-7-17-35.5	BA	17	7		1	4-30	15-56	VT	BULGE	B			17	35.5	VT	BULGE	B	NR			NR										
9/8/2017	14	14-BA-17-7-81.5-31	BA	17	7		2	69-94	8-54	VT	BULGE	B			81.5	31	VT	BULGE	B	NR			NR										
9/8/2017	14	14-BA-17-7-148.5-35	BA	17	7		3	131-166	10-60	VT	BULGE	B			148.5	35	VT	BULGE	B	NR			NR										
9/8/2017	14	14-BA-17-7-223-30	BA	17	7		4	206-240	0-60	VT	BULGE	B			223	30	VT	BULGE	B	NR			NR										
	14	14-BA-17-8-30-0	BA	17	8										30	0				N/A			Master Feature										
	14	14-BA-17-8-90-0	BA	17	8										90	0				N/A			Master Feature										
	14	14-BA-17-8-150-0	BA	17	8										150	0				N/A			Master Feature										
	14	14-BA-17-8-210-0	BA	17	8										210	0				N/A			Master Feature										
	14	14-BA-17-8-0-38	BA	17	8										0	38				N/A			Master Feature										
	14	14-BA-17-8-0-24	BA	17	8										0	24				N/A			Master Feature										
9/12/2017	14		BA	17	8						NRI	NRI								N/A													
9/15/2017	14	14-BA-17-9-30-0	BA	17	9		1	30	0	BFET	WI	WI			30	0	VT	RI	WI	NR													
	14	14-BA-17-9-30-0	BA	17	9										30	0				N/A			3" PP										
	14	14-BA-17-9-90-0	BA	17	9										90	0				N/A			3" PP										
	14	14-BA-17-9-150-0	BA	17	9										150	0				N/A			3" PP										
	14	14-BA-17-9-210-0	BA	17	9										210	0				N/A			3" PP										
	14	14-BA-17-9-0-57	BA	17	9										0	57				N/A			6" PP										
	14	14-BA-17-9-0-46	BA	17	9										0	46				N/A			8" PP										
	14	14-BA-17-9-0-32	BA	17	9										0	32				N/A			8" PP										
	14	14-BA-17-9-0-6	BA	17	9										0	6				N/A			12" PP										
	14	14-BA-17-10-96-30	BA	17	10		1	78-114	9-51	VT	BULGE	B			96	30	VT	BULGE	B	NR													
	14	14-BA-17-10-156.5-35.5	BA	17	10		2	136-177	11-60	VT	BULGE	B			156.5	35.5	VT	BULGE	B	NR													
	14	14-BA-17-10-135-0	BA	17	10		3	135	0	VT	P	P			135	0	VT	P	RI	R			WR around PP		135	0	2	0	2		14-BA-17-10-135-0-1	1	WR
	14	14-BA-17-10-30-0	BA	17	10										30	0				N/A			3" PP										
	14	14-BA-17-10-90-0	BA	17	10										90	0				N/A			3" PP										
	14	14-BA-17-10-150-0	BA	17	10										150	0				N/A			3" PP										
	14	14-BA-17-10-210-0	BA	17	10										210	0				N/A			3" PP										
	14	14-BA-17-10-0-0	BA	17	10										0	0	VT	P	RI	R					0	0	0	3	3		14-BA-17-10-0-0-2	2	WR
	14	14-BA-17-11-0-51	BA	17	11		1	0	51	VT	P	P			0	51	VT	P	RI	R					0	51	0	5	5		14-BA-17-11-0-51-1	1	WR
	14	14-BA-17-11-209-58	BA	17	11		2	209	58	VT	P	P			209	58	VT	P	RI	NR													
	14	14-BA-17-11-30-0	BA	17	11										30	0				N/A			3" PP										
	14	14-BA-17-11-90-0	BA	17	11										90	0				N/A			3" PP										
	14	14-BA-17-11-150-0	BA	17	11										150	0				N/A			3" PP										
	14	14-BA-17-11-210-0	BA	17	11										210	0				N/A			3" PP										
	14	14-BA-17-11-26-0	BA	17	11										26	0	VT	P	RI	R					26	0	2	0	2		14-BA-17-11-26-0-2	2	WR
	14	14-BA-17-11-30-58	BA	17	11										30	58	VT	P	RI	R					30	58	2	0	2		14-BA-17-11-30-58-3	3	WR
9/14/2017	14	14-BA-17-12-27-0	BA	17	12		1	27	0	VT	P	P			27	0	VT	P	RI	R					27	0	2	0	2		14-BA-17-12-27-0-1	1	WR
	14	14-BA-17-12-30-0	BA	17	12										30	0				N/A			3" PP										
	14	14-BA-17-12-90-0	BA	17	12										90	0				N/A			3" PP										
	14	14-BA-17-12-150-0	BA	17	12										150	0				N/A			3" PP										
	14	14-BA-17-12-210-0	BA	17	12										210	0				N/A			3" PP										
	14	14-BA-17-12-108-0	BA	17	12										108	0				N/A			3" PP										
	14	14-BA-17-12-166-0	BA	17	12										166	0				N/A			3" PP										
	14	14-BA-17-12-146-0	BA	17	12										146	0	VT	UC	UC	R					146	0	4	0	4		14-BA-17-12-146-0-2	2	WR
	14	14-BA-17-12-46-0	BA	17	12										46	0	VT	LOF	LOF	N/A			Covered in R17P13 PP repair										
9/11/2017	14	14-BA-17-13-4-41	BA	17	13		1	4	41	LFET	BC	BC	0.037		4	41	PAUT	BC	BC	R			tr<=0.160		4	41	20	20	80	400	14-BA-17-13-4-41-1	1	PP

BWS031689

RDHLCC0028158

			Shell Location			Master Features Legend	TesTex NDE							EEI NDE								Notes	Photo Links	Recommended Repairs								Repair Type Legend
Date	Tank No.	Overall ID	General Location			Master Feature	TesTex Indication ID on Plate	TexTex Reported Indication Location		TesTex NDE		SIMPLIFIED INDICATION TYPE	Minimum Wall Thickness (in)	Depth of Topside Indication(in)	Center of indication: X (in)	Center of indication: Y (in)	Method	Indication Type	SIMPLIFIED INDICATION TYPE	EEI Recommendation (Repair or No Repair)	Minimum Thickness (in)	Depth (in)			Center of Repair: X (in)	Center of Repair: Y (in)	Width or Dia (in)	Height (in)	Length of Weld (in)	Area of PP (sq in)	EEI repair No.	Repair No. on Plate	Repair Type (Patch, Weld, Other)
			Location in Tank	Shell Course	Plate Number			X Coordinate (in)	Y Coordinate (in)	Method	Indication Type																					
9/11/2017	14	14-BA-17-13-165-30	BA	17	13		2	165	30	VT	BULGE	B			165	30	VT	BULGE	B	NR													
9/11/2017	14	14-BA-17-13-0-4	BA	17	13		3	0	4	VT	P	P			0	4	VT	P	RI	R					0	4	0	8	8		14-BA-17-13-0-4-2	2	WR
9/11/2017	14	14-BA-17-13-210-0	BA	17	13		4	210	0	VT	P	P			210	0	VT	P	RI	NR													
9/11/2017	14	14-BA-17-13-32-0	BA	17	13		5	32	0	VT	P	P			32	0	VT	P	RI	NR													
	14	14-BA-17-13-30-0	BA	17	13										30	0				N/A			3" PP										
	14	14-BA-17-13-90-0	BA	17	13										90	0				N/A			3" PP										
	14	14-BA-17-13-150-0	BA	17	13										150	0				N/A			3" PP										
	14	14-BA-17-13-210-0	BA	17	13										210	0				N/A			3" PP										
	14	14-BA-17-13-151-57	BA	17	13										151	57	VT	P	RI	R					151	57	2	0	2		14-BA-17-13-151-57-3	3	WR
9/7/2017	14	14-BA-17-14-144-0	BA	17	14		1	144	0	BFET	WI	WI			144	0	VT	WI	WI	NR													
9/7/2017	14	14-BA-17-14-212-0	BA	17	14		2	212	0	VT	P	P			212	0	VT	P	RI	NR													
9/7/2017	14	14-BA-17-14-220-40	BA	17	14		3	220	40	VT	BULGE	B			220	40	VT	BULGE	B	NR													
9/7/2017	14	14-BA-17-14-0-0	BA	17	14										0	0	VT	LOF	LOF	R					0	0	12	12	48	144	14-BA-17-14-0-0-2	2	PP
9/7/2017	14	14-BA-17-14-0-9	BA	17	14										0	9	VT	P	RI	R					0	9	0	2	2		14-BA-17-14-0-9-3	3	WR
9/7/2017	14	14-BA-17-14-149-58	BA	17	14										149	58	VT	P	RI	R					149	58	2	0	2		14-BA-17-14-149-58-1	1	WR
8/31/2017	14	14-BA-17-15-160-0	BA	17	15		1	160	0	BFET	WI	WI			160	0	VT	WI	WI	R					160	0	2	0	2		14-BA-17-15-160-0-1	1	WR
8/23/2017	14	14-BA-17-16-216-11	BA	17	16		1	216	11	VT	BULGE	B			216	11	VT	BULGE	B	NR													
8/23/2017	14	14-BA-16-1-20-18	BA	16	1		1	20	18	VT	BULGE	B			20	18	VT	BULGE	B	NR													
8/23/2017	14	14-BA-16-1-135-24	BA	16	1		2	135	24	VT	BULGE	B			135	24	VT	BULGE	B	NR													
8/23/2017	14	14-BA-16-1-216-24	BA	16	1		3	216	24	VT	BULGE	B			216	24	VT	BULGE	B	NR													
8/23/2017	14	14-BA-16-1-24-0	BA	16	1		4	24	0	BFET	WI	WI			24	0	VT	WI	WI	R					24	0	8	0	8		14-BA-16-1-24-0-1	1	WR
8/23/2017	14	14-BA-16-1-155-0	BA	16	1		5	155	0	BFET	WI	WI			155	0	VT	WI	WI	R					155	0	4	0	4		14-BA-16-1-155-0-2	2	WR
	14	14-BA-16-2-30-0	BA	16	2										30	0	VT			N/A			Master Feature										
	14	14-BA-16-2-90-0	BA	16	2										90	0	VT			N/A			Master Feature										
	14	14-BA-16-2-150-0	BA	16	2										150	0	VT			N/A			Master Feature										
	14	14-BA-16-2-210-0	BA	16	2										210	0	VT			N/A			Master Feature										
	14	14-BA-16-2-138-0	BA	16	2										138	0	VT			N/A			Master Feature										
8/23/2017	14		BA	16	2						NRI	NRI								N/A													
9/22/2017	14	14-BA-16-3-30-0	BA	16	3										30	0				N/A			DIAMOND PP										
9/22/2017	14	14-BA-16-3-90-0	BA	16	3										90	0				N/A			DIAMOND PP										
9/22/2017	14	14-BA-16-3-150-0	BA	16	3										150	0				N/A			DIAMOND PP										
9/22/2017	14	14-BA-16-3-210-0	BA	16	3										210	0				N/A			DIAMOND PP										
9/22/2017	14	14-BA-16-3-0-37	BA	16	3										0	37				N/A			3"PP										
9/22/2017	14	14-BA-16-3-0-30	BA	16	3										0	30				N/A			3"PP										
9/22/2017	14	14-BA-16-3-0-7	BA	16	3										0	7				N/A			3"PP										
8/4/2017	14		BA	16	3						NRI	NRI								N/A													
9/22/2017	14	14-BA-16-3-210-59	BA	16	3										210	59	VT	P	RI	R					210	59	0	2	2		14-BA-16-3-210-59-1	1	WR
8/21/2017	14	14-BA-16-4-144-0	BA	16	4		1	144	0	VT	P	P			144	0	VT	P	RI	R			4" HWR AR		144	0	4	0	4		14-BA-16-4-144-0-1	1	WR
8/21/2017	14	14-BA-16-4-175-0	BA	16	4		2	175	0	VT	P	P			175	0	VT	P	RI	R			4" HWR AR		175	0	4	0	4		14-BA-16-4-175-0-2	2	WR
8/21/2017	14	14-BA-16-4-190-0	BA	16	4		3	190	0	VT	P	P			190	0	VT	P	RI	R			4" HWR AR		190	0	4	0	4		14-BA-16-4-190-0-3	3	WR
8/21/2017	14	14-BA-16-4-216-0	BA	16	4		4	216	0	LFET	BC	BC	0.178		216	0	PAUT	BC	BC	NR			tr > .160										
8/21/2017	14	14-BA-16-4-240-14	BA	16	4		5	240	14	VT	P	P			240	14	VT	P	RI	NR			NR										
8/21/2017	14	14-BA-16-4-240-48	BA	16	4		6	240	48	VT	P	P			240	48	VT	P	RI	R			6" VWR AR		240	48	0	6	6		14-BA-16-4-240-48-4	4	WR
8/29/2017	14	14-BA-16-5-223.5-32.5	BA	16	5		1	211-236	9-56	VT	BULGE	B			223.5	32.5	VT	BULGE	B	NR			NR										
8/25/2017	14	14-BA-16-5-28-0	BA	16	5		2	28	0	VT	P	P			28	0	VT	P	RI	NR			NR										
8/25/2017	14	14-BA-16-5-90-57	BA	16	5		3								90	57	VT	P	RI	R			2" HWR		90	57	2	0	2		14-BA-16-5-90-57-1	1	WR
8/29/2017	14	14-BA-16-6-14.5-33	BA	16	6		1	0-29	10-56	VT	BULGE	B			14.5	33	VT	BULGE	B	NR			NR										
8/29/2017	14	14-BA-16-6-167-25.5	BA	16	6		2	148-186	2-49	VT	BULGE	B			167	25.5	VT	BULGE	B	NR			NR										
8/29/2017	14	14-BA-16-6-123-8	BA	16	6										123	8	VT	P	RI	R			2" VWR		123	8	0	2	2		14-BA-16-6-123-8-1	1	WR
9/1/2017	14	14-BA-16-7-16.5-31	BA	16	7		1	2-31	8-54	VT	BULGE	B			16.5	31	VT	BULGE	B	NR			NR										
9/1/2017	14	14-BA-16-7-97.5-28.5	BA	16	7		2	80-115	7-50	VT	BULGE	B			97.5	28.5	VT	BULGE	B	NR			NR										
9/1/2017	14	14-BA-16-7-130-0	BA	16	7		3	130	0	VT	P	P			130	0	VT	P	RI	NR			NR										
9/1/2017	14	14-BA-16-7-219-57	BA	16	7										219	57	VT	P	RI	R			4" VWR		219	57	0	4	4		14-BA-16-7-219-57-1	1	WR
9/8/2017	14	14-BA-16-8-16.5-30	BA	16	8		1	0-33	0-60	VT	BULGE	B			16.5	30	VT	BULGE	B	NR													
9/8/2017	14	14-BA-16-8-84.5-30	BA	16	8		2	65-104	0-60	VT	BULGE	B			84.5	30	VT	BULGE	B	NR													

			Shell Location			Master Features Legend	TesTex NDE							EEI NDE								Notes	Photo Links	Recommended Repairs								Repair Type Legend
Date	Tank No.	Overall ID	General Location			Master Feature	TesTex Indication ID on Plate	TexTex Reported Indication Location		TesTex NDE		SIMPLIFIED INDICATION TYPE	Minimum Wall Thickness (in)	Depth of Topside Indication(in)	Center of indication: X (in)	Center of indication: Y (in)	Method	Indication Type	SIMPLIFIED INDICATION TYPE	EEI Recommendation (Repair or No Repair)	Minimum Thickness (in)	Depth (in)			Center of Repair: X (in)	Center of Repair: Y (in)	Width or Dia (in)	Height (in)	Length of Weld (in)	Area of PP (sq in)	EEI repair No.	Repair No. on Plate	Repair Type (Patch, Weld, Other)
			Location in Tank	Shell Course	Plate Number			X Coordinate (in)	Y Coordinate (in)	Method	Indication Type																					
9/8/2017	14	14-BA-16-8-181-30	BA	16	8		3	166-196	11-49	VT	BULGE	B			181	30	VT	BULGE	B	NR													
9/8/2017	14	14-BA-16-8-221.5-33	BA	16	8		4	210-233	11-55	VT	BULGE	B			221.5	33	VT	BULGE	B	NR													
	14	14-BA-16-8-30-0	BA	16	8										30	0				N/A			Master Feature										
	14	14-BA-16-8-90-0	BA	16	8										90	0				N/A			Master Feature										
	14	14-BA-16-8-150-0	BA	16	8										150	0				N/A			Master Feature										
	14	14-BA-16-8-210-0	BA	16	8										210	0				N/A			Master Feature										
	14	14-BA-16-8-151-59	BA	16	8										151	59	VT	P	RI	R					151	59	2	0	2		14-BA-16-8-151-59-3	3	WR
	14	14-BA-16-8-2-60	BA	16	8										2	60	VT	P	RI	R					2	60	4	0	4		14-BA-16-8-2-60-1	1	WR
	14	14-BA-16-8-30-58	BA	16	8										30	58	VT	P	RI	R					30	58	2	0	2		14-BA-16-8-30-58-2	2	WR
9/12/2017	14	14-BA-16-9-16-31.5	BA	16	9		1	0-32	8-55	VT	BULGE	B			16	31.5	VT	BULGE	B	NR													
9/12/2017	14	14-BA-16-9-100-29	BA	16	9		2	85-115	8-50	VT	BULGE	B			100	29	VT	BULGE	B	NR													
	14	14-BA-16-9-30-0	BA	16	9										30	0				N/A			3" PP										
	14	14-BA-16-9-90-0	BA	16	9										90	0				N/A			3" PP										
	14	14-BA-16-9-150-0	BA	16	9										150	0				N/A			3" PP										
	14	14-BA-16-9-210-0	BA	16	9										210	0				N/A			3" PP										
	14	14-BA-16-10-203-0	BA	16	10		1	203	0	VT	P	P			203	0	VT	P	RI	NR													
	14	14-BA-16-10-30-0	BA	16	10										30	0				N/A			3" PP										
	14	14-BA-16-10-90-0	BA	16	10										90	0				N/A			3" PP										
	14	14-BA-16-10-150-0	BA	16	10										150	0				N/A			3" PP										
	14	14-BA-16-10-210-0	BA	16	10										210	0				N/A			3" PP										
	14	14-BA-16-10-0-4	BA	16	10										0	4				N/A			3" PP										
	14	14-BA-16-11-145-0	BA	16	11		1	145	0	VT	P	P			145	0	VT	P	RI	R					145	0	5	0	5		14-BA-16-11-145-0-1	1	WR
	14	14-BA-16-11-30-0	BA	16	11										30	0				N/A													
	14	14-BA-16-11-90-0	BA	16	11										90	0				N/A													
	14	14-BA-16-11-150-0	BA	16	11										150	0				N/A													
	14	14-BA-16-11-210-0	BA	16	11										210	0				N/A													
	14	14-BA-16-11-0-58	BA	16	11										0	58	VT	RI	RI	R					0	58	0	4	4		14-BA-16-11-0-58-2	2	WR
	14	14-BA-16-11-47-0	BA	16	11										47	0	VT	LOF	LOF	R					47	0	6	0	6		14-BA-16-11-47-0-3	3	WR
9/14/2017	14	14-BA-16-12-33-0	BA	16	12		1	33	0	BFET	WI	WI			33	0	VT	RI	WI	R					34	0	2	0	2		14-BA-16-12-34-0-1	1	WR
9/14/2017	14	14-BA-16-12-39-0	BA	16	12		2	39	0	BFET	WI	WI			39	0	VT	RI	WI	R					38	0	6	0	6		14-BA-16-12-38-0-2	2	WR
9/14/2017	14	14-BA-16-12-60-4	BA	16	12		3	60	4	BFET	WI	WI			60	4	VT	RI	WI	R					60	4	2	0	2		14-BA-16-12-60-4-3	3	WR
9/14/2017	14	14-BA-16-12-200-0	BA	16	12		4	200	0	VT	P	P			200	0	VT	P	RI	R					200	0	2	0	2		14-BA-16-12-200-0-4	4	WR
	14	14-BA-16-12-30-0	BA	16	12										30	0				N/A			3" PP										
	14	14-BA-16-12-90-0	BA	16	12										90	0				N/A			3" PP										
	14	14-BA-16-12-150-0	BA	16	12										150	0				N/A			3" PP										
	14	14-BA-16-12-210-0	BA	16	12										210	0				N/A			3" PP										
	14	14-BA-16-12-210-2	BA	16	12										210	2	VT	P	RI	R					210	2	2	0	2		14-BA-16-12-210-2-6	6	WR
	14	14-BA-16-12-90-0	BA	16	12										90	0	VT	P	RI	R					90	0	2	0	2		14-BA-16-12-90-0-5	5	WR
	14	14-BA-16-13-30-0	BA	16	13										30	0				N/A			3" PP										
	14	14-BA-16-13-90-0	BA	16	13										90	0				N/A			3" PP										
	14	14-BA-16-13-150-0	BA	16	13										150	0				N/A			3" PP										
	14	14-BA-16-13-210-0	BA	16	13										210	0				N/A			3" PP										
	14	14-BA-16-13-0-29	BA	16	13										0	29				N/A			3" PP										
9/11/2017	14		BA	16	13						NRI	NRI								N/A													
	14	14-BA-16-13-90-0	BA	16	13										90	0	VT	P	RI	R			8" PIPE CAP REPAIR		90	0	8	0	25.13274	50.26548	14-BA-16-13-90-0-1	1	PC
9/11/2017	14	14-BA-16-14-211-59	BA	16	14		1	211	59	VT	P	P			211	59	VT	P	RI	NR													
9/7/2017	14	14-BA-16-14-198-0	BA	16	14		2	198	0	VT	P	P			198	0	VT	P	RI	R					198	0	2	0	2		14-BA-16-14-198-0-1	1	WR
9/7/2017	14	14-BA-16-15-106-50	BA	16	15		1	106	50	VT	BULGE	B			106	50	VT	BULGE	B	NR													
9/7/2017	14	14-BA-16-15-143-28	BA	16	15		2	143	28	VT	P	P			143	28	VT	P	RI	R					143	28	2	0	2		14-BA-16-15-143-28-1	1	WR
9/7/2017	14	14-BA-16-15-123-0	BA	16	15		3	123	0	VT	P	P			123	0	VT	P	RI	NR													
9/7/2017	14	14-BA-16-15-132-0	BA	16	15		4	132	0	BFET	WI	WI			132	0	VT	WI	WI	R					132	0	2	0	2		14-BA-16-15-132-0-2	2	WR
8/31/2017	14	14-BA-16-16-0-17	BA	16	16		1	0	17	BFET	WI	WI			0	17	VT	WI	WI	R					0	17	2	0	2		14-BA-16-16-0-17-1	1	WR
8/31/2017	14	14-BA-16-16-211-58	BA	16	16		2	211	58	VT	P	P			211	58	VT	P	RI	NR													
8/31/2017	14	14-BA-16-16-152-0	BA	16	16		3	152	0	VT	P	P			152	0	VT	P	RI	R					152	0	12	0	37.69911	113.0973	14-BA-16-16-152-0-2	2	PC
8/31/2017	14	14-BA-16-16-199-4	BA	16	16		4	199	4	BFET	WI	WI			199	4	VT	WI	WI	R					199	4	3	0	3		14-BA-16-16-199-4-3	3	WR

			Shell Location			Master Features Legend	TesTex NDE							EEI NDE								Notes	Photo Links	Recommended Repairs								Repair Type Legend
Date	Tank No.	Overall ID	General Location			Master Feature	TesTex Indication ID on Plate	TexTex Reported Indication Location		TesTex NDE		SIMPLIFIED INDICATION TYPE	Minimum Wall Thickness (in)	Depth of Topside Indication(in)	Center of indication: X (in)	Center of indication: Y (in)	Method	Indication Type	SIMPLIFIED INDICATION TYPE	EEI Recommendation (Repair or No Repair)	Minimum Thickness (in)	Depth (in)			Center of Repair: X (in)	Center of Repair: Y (in)	Width or Dia (in)	Height (in)	Length of Weld (in)	Area of PP (sq in)	EEI repair No.	Repair No. on Plate	Repair Type (Patch, Weld, Other)
			Location in Tank	Shell Course	Plate Number			X Coordinate (in)	Y Coordinate (in)	Method	Indication Type																					
8/31/2017	14	14-BA-16-16-206-0	BA	16	16		5	206	0	VT	P	P			206	0	VT	P	RI	NR													
8/23/2017	14	14-BA-15-1-145-59	BA	15	1		1	145	59	VT	P	P			145	59	VT	P	RI	R					145	59	2	0	2		14-BA-15-1-145-59-1	1	WR
8/23/2017	14	14-BA-15-1-116-36	BA	15	1		2	116	36	VT	BULGE	B			116	36	VT	BULGE	B	NR													
8/23/2017	14	14-BA-15-1-40-40	BA	15	1		3	40	40	VT	BULGE	B			40	40	VT	BULGE	B	NR													
8/23/2017	14	14-BA-15-1-180-4	BA	15	1		4	180	4	BFET	WI	WI			180	4	VT	WI	WI	R					180	4	4	0	4		14-BA-15-1-180-4-2	2	WR
8/23/2017	14	14-BA-15-1-208-0	BA	15	1		5	208	0	VT	UC	UC		0.094	208	0	VT	UC	UC	R					208	0	4	0	4		14-BA-15-1-208-0-3	3	WR
8/4/2017	14	14-BA-15-2-34-0	BA	15	2		1	34	0	VT	UC	UC		?	34	0	VT	UC	UC	R					34	0	4	0	4		14-BA-15-2-34-0-1	1	WR
8/4/2017	14	14-BA-15-2-153-0	BA	15	2		2	153	0	VT	P	P			153	0	VT	P	RI	R					153	0	0	2	2		14-BA-15-2-153-0-2	2	WR
	14	14-BA-15-2-30-0	BA	15	2										30	0				N/A			3" PP									
	14	14-BA-15-2-90-0	BA	15	2										90	0				N/A			3" PP									
	14	14-BA-15-2-150-0	BA	15	2										150	0				N/A			3" PP									
	14	14-BA-15-2-210-0	BA	15	2										210	0				N/A			3" PP									
8/21/2017	14	14-BA-15-3-153-0	BA	15	3		1	153	0	VT	P	P			153	0	VT	P	RI	R					153	0	4	0	4		14-BA-15-3-153-0-1	1	WR
8/21/2017	14	14-BA-15-3-172-0	BA	15	3		2	167-177	0	VT	WI	WI			172	0	VT	WI	WI	R					172	0	14	0	14		14-BA-15-3-172-0-2	2	WR
9/22/2017	14	14-BA-15-3-30-0	BA	15	3										30	0				N/A			DIAMOND PP									
9/22/2017	14	14-BA-15-3-90-0	BA	15	3										90	0				N/A			DIAMOND PP									
9/22/2017	14	14-BA-15-3-150-0	BA	15	3										150	0				N/A			DIAMOND PP									
9/22/2017	14	14-BA-15-3-210-0	BA	15	3										210	0				N/A			DIAMOND PP									
9/22/2017	14	14-BA-15-3-211-59	BA	15	3										211	59	VT	P	RI	R					211	59	0	3	3		14-BA-15-3-211-59-3	3	WR
8/25/2017	14	14-BA-15-4-96-0	BA	15	4		1	96	0	VT	P	P			96	0	VT	P	RI	R			4" HWR		96	0	4	0	4		14-BA-15-4-96-0-1	1	WR
8/25/2017	14	14-BA-15-4-82-0	BA	15	4										82	0	VT	P	RI	R			4" HWR		82	0	4	0	4		14-BA-15-4-82-0-2	2	WR
8/29/2017	14	14-BA-15-5-234-1	BA	15	5		1	234	1	VT	P	P			234	1	VT	P	RI	NR			NR										
8/29/2017	14	14-BA-15-5-90-31.5	BA	15	5		2	77-103	9-54	VT	BULGE	B			90	31.5	VT	BULGE	B	NR			NR										
8/29/2017	14	14-BA-15-5-27-0	BA	15	5		3	27	0	VT	UC	UC		0.156	27	0	VT	UC	UC	N/A			on R14 P5										
8/29/2017	14	14-BA-15-5-110-60	BA	15	5										110	60	VT	P	RI	R			4" HWR		110	60	4	0	4		14-BA-15-5-110-60-1	1	WR
8/29/2017	14	14-BA-15-5-124-60	BA	15	5										124	60	VT	P	RI	R			4" HWR		124	60	4	0	4		14-BA-15-5-124-60-2	2	WR
8/29/2017	14	14-BA-15-5-156-60	BA	15	5										156	60	VT	P	RI	R			4" HWR		156	60	4	0	4		14-BA-15-5-156-60-3	3	WR
9/1/2017	14	14-BA-15-6-14-31	BA	15	6		1	2-26	7-55	VT	BULGE	B			14	31	VT	BULGE	B	NR			NR										
9/1/2017	14	14-BA-15-6-82-25.5	BA	15	6		2	70-94	4-47	VT	BULGE	B			82	25.5	VT	BULGE	B	NR			NR										
9/1/2017	14	14-BA-15-6-150-20	BA	15	6		3	135-165	5-35	VT	BULGE	B			150	20	VT	BULGE	B	NR			NR										
9/1/2017	14	14-BA-15-6-221.5-30	BA	15	6		4	203-240	3-57	VT	BULGE	B			221.5	30	VT	BULGE	B	NR			NR										
9/1/2017	14	14-BA-15-6-30-0	BA	15	6		5	30	0	VT	P	P			30	0	VT	P	RI	R			2" HWR		30	0	2	0	2		14-BA-15-6-30-0-1	1	WR
9/8/2017	14	14-BA-15-7-29.5-30.5	BA	15	7		1	13-46	8-53	VT	BULGE	B			29.5	30.5	VT	BULGE	B	NR			NR										
9/8/2017	14	14-BA-15-7-107-29	BA	15	7		2	96-118	5-53	VT	BULGE	B			107	29	VT	BULGE	B	NR			NR										
9/8/2017	14	14-BA-15-7-220-30	BA	15	7		3	200-240	0-60	VT	BULGE	B			220	30	VT	BULGE	B	NR			NR										
9/8/2017	14	14-BA-15-7-92-60	BA	15	7										92	60	VT	P	RI	R			2" HWR		92	60	2	0	2		14-BA-15-7-92-60-1	1	WR
9/12/2017	14	14-BA-15-8-75-27	BA	15	8		1	64-86	7-47	VT	BULGE	B			75	27	VT	BULGE	B	NR													
9/12/2017	14	14-BA-15-8-124.5-27.5	BA	15	8		2	105-144	0-55	VT	BULGE	B			124.5	27.5	VT	BULGE	B	NR													
9/12/2017	14	14-BA-15-8-180-31	BA	15	8		3	155-205	7-55	VT	BULGE	B			180	31	VT	BULGE	B	NR													
9/12/2017	14	14-BA-15-8-227.5-45	BA	15	8		4	215-240	30-60	VT	BULGE	B			227.5	45	VT	BULGE	B	NR													
	14	14-BA-15-8-30-0	BA	15	8										30	0				N/A			Master Feature										
	14	14-BA-15-8-90-0	BA	15	8										90	0				N/A			Master Feature										
	14	14-BA-15-8-150-0	BA	15	8										150	0				N/A			Master Feature										
	14	14-BA-15-8-210-0	BA	15	8										210	0				N/A			Master Feature										
	14	14-BA-15-9-30-0	BA	15	9										30	0				N/A			3" PP										
	14	14-BA-15-9-90-0	BA	15	9										90	0				N/A			3" PP										
	14	14-BA-15-9-150-0	BA	15	9										150	0				N/A			3" PP										
	14	14-BA-15-9-210-0	BA	15	9										210	0				N/A			3" PP										
9/15/2017	14		BA	15	9						NRI	NRI								N/A													
	14	14-BA-15-9-104-59	BA	15	9										104	59	VT	P	RI	R					104	59	4	0	4		14-BA-15-9-104-59-2	2	WR
	14	14-BA-15-9-90-57	BA	15	9										90	57	VT	P	RI	R					90	57	2	0	2		14-BA-15-9-90-57-1	1	WR
	14	14-BA-15-10-106-34.5	BA	15	10		1	96-116	13-56	VT	BULGE	B			106	34.5	VT	BULGE	B	NR													
	14	14-BA-15-10-161.5-30	BA	15	10		2	140-183	0-60	VT	BULGE	B			161.5	30	VT	BULGE	B	NR													
	14	14-BA-15-10-221.5-30	BA	15	10		3	203-240	0-60	VT	BULGE	B			221.5	30	VT	BULGE	B	NR													
	14	14-BA-15-10-30-0	BA	15	10										30	0				N/A			3" PP										

			Shell Location			Master Features Legend	TesTex NDE							EEI NDE								Notes	Photo Links	Recommended Repairs								Repair Type Legend
Date	Tank No.	Overall ID	General Location			Master Feature	TesTex Indication ID on Plate	TexTex Reported Indication Location		TesTex NDE		SIMPLIFIED INDICATION TYPE	Minimum Wall Thickness (in)	Depth of Topside Indication(in)	Center of indication: X (in)	Center of indication: Y (in)	Method	Indication Type	SIMPLIFIED INDICATION TYPE	EEI Recommendation (Repair or No Repair)	Minimum Thickness (in)	Depth (in)			Center of Repair: X (in)	Center of Repair: Y (in)	Width or Dia (in)	Height (in)	Length of Weld (in)	Area of PP (sq in)	EEI repair No.	Repair No. on Plate	Repair Type (Patch, Weld, Other)
			Location in Tank	Shell Course	Plate Number			X Coordinate (in)	Y Coordinate (in)	Method	Indication Type																					
	14	14-BA-15-10-90-0	BA	15	10										90	0				N/A			3" PP										
	14	14-BA-15-10-150-0	BA	15	10										150	0				N/A			3" PP										
	14	14-BA-15-10-210-0	BA	15	10										210	0				N/A			3" PP										
	14	14-BA-15-10-112-60	BA	15	10										112	60	VT	LOF	LOF	R					112	60	4	0	4		14-BA-15-10-112-60-1	1	WR
	14	14-BA-15-11-94-57	BA	15	11		1	94	57	VT	P	P			94	57	VT	P	RI	R					94	57	2	0	2		14-BA-15-11-94-57-1	1	WR
	14	14-BA-15-11-181-4	BA	15	11		2	181	4	BFET	WI	WI			181	4	VT	WI	WI	R					181	4	2	0	2		14-BA-15-11-181-4-2	2	WR
	14	14-BA-15-11-30-0	BA	15	11										30	0				N/A			3" PP										
	14	14-BA-15-11-90-0	BA	15	11										90	0				N/A			3" PP										
	14	14-BA-15-11-150-0	BA	15	11										150	0				N/A			3" PP										
	14	14-BA-15-11-210-0	BA	15	11										210	0				N/A			3" PP										
	14	14-BA-15-11-0-46	BA	15	11										0	46				N/A			3" PP										
9/14/2017	14	14-BA-15-12-120-30	BA	15	12		1	120	30	VT	BULGE	B			120	30	VT	BULGE	B	NR													
9/14/2017	14	14-BA-15-12-113-47	BA	15	12		2	113	47	LFET	BC	BC	?		113	47	PAUT	BC	BC	NR			tr > .160										
9/14/2017	14	14-BA-15-12-233-0	BA	15	12		3	233	0	VT	P	P			233	0	VT	P	RI	R					233	0	4	0	4		14-BA-15-12-233-0-1	1	WR
9/14/2017	14	14-BA-15-12-0-3	BA	15	12		4	0	3	VT	P	P			0	3	VT	P	RI	R					0	3	0	2	2		14-BA-15-12-0-3-2	2	WR
	14	14-BA-15-12-30-0	BA	15	12										30	0				N/A			3" PP										
	14	14-BA-15-12-90-0	BA	15	12										90	0				N/A			3" PP										
	14	14-BA-15-12-150-0	BA	15	12										150	0				N/A			3" PP										
	14	14-BA-15-12-210-0	BA	15	12										210	0				N/A			3" PP										
9/11/2017	14	14-BA-15-13-0-57	BA	15	13		1	0	57	VT	P	P			0	57	VT	P	RI	R					0	57	0	2	2		14-BA-15-13-0-57-1	1	WR
9/11/2017	14	14-BA-15-13-208-0	BA	15	13		2	208	0	VT	P	P			208	0	VT	P	RI	R					208	0	2	0	2		14-BA-15-13-208-0-2	2	WR
	14	14-BA-15-13-30-0	BA	15	13										30	0				N/A			3" PP										
	14	14-BA-15-13-90-0	BA	15	13										90	0				N/A			3" PP										
	14	14-BA-15-13-150-0	BA	15	13										150	0				N/A			3" PP										
	14	14-BA-15-13-210-0	BA	15	13										210	0				N/A			3" PP										
9/7/2017	14	14-BA-15-14-42-0	BA	15	14		1	42	0	VT	P	P			42	0	VT	P	RI	R					42	0	2	0	2		14-BA-15-14-42-0-1	1	WR
9/7/2017	14	14-BA-15-14-77-0	BA	15	14		2	77	0	VT	P	P			77	0	VT	P	RI	R					77	0	2	0	2		14-BA-15-14-77-0-2	2	WR
9/7/2017	14	14-BA-15-14-212-0	BA	15	14		3	212	0	VT	P	P			212	0	VT	P	RI	R					212	0	2	0	2		14-BA-15-14-212-0-3	3	WR
9/7/2017	14	14-BA-15-15-0-56	BA	15	15		1	0	56	VT	P	P			0	56	VT	P	RI	NR													
8/31/2017	14	14-BA-15-15-161-0	BA	15	15		1	156-166	0	BFET	WI	WI			161	0	VT	WI	WI	R					161	0	10	0	10		14-BA-15-15-161-0-2	2	WR
8/31/2017	14	14-BA-15-15-172-0	BA	15	15		2	172	0	BFET	WI	WI			172	0	VT	WI	WI	R					172	0	6	0	6		14-BA-15-15-172-0-3	3	WR
8/31/2017	14	14-BA-15-15-114-59	BA	15	15										114	59	VT	P	RI	R					114	59	2	0	2		14-BA-15-15-114-59-4	4	WR
8/31/2017	14	14-BA-15-16-12-0	BA	15	16		1	12	0	BFET	WI	WI			12	0	VT	WI	WI	R					12	0	2	0	2		14-BA-15-16-12-0-1	1	WR
8/31/2017	14	14-BA-15-16-56-0	BA	15	16		2	56	0	VT	P	P			56	0	VT	P	RI	R					56	0	2	0	2		14-BA-15-16-56-0-2	2	WR
8/31/2017	14	14-BA-15-16-77-2	BA	15	16		3	77	2	BFET	WI	WI			77	2	VT	WI	WI	R					77	2	2	0	2		14-BA-15-16-77-2-3	3	WR
8/31/2017	14	14-BA-15-16-81-0	BA	15	16		4	81	0	VT	P	P			81	0	VT	P	RI	NR													
8/31/2017	14	14-BA-15-16-102-0	BA	15	16		5	102	0	BFET	WI	WI			102	0	VT	WI	WI	R					102	0	2	0	2		14-BA-15-16-102-0-4	4	WR
8/23/2017	14	14-BA-15-16-226-36	BA	15	16		6	226	36	VT	BULGE	B			226	36	VT	BULGE	B	NR													
8/23/2017	14	14-BA-15-16-129-0	BA	15	16		7	129	0	BFET	WI	WI			129	0	VT	WI	WI	R					129	0	6	0	6		14-BA-15-16-129-0-5	5	WR
8/23/2017	14	14-BA-15-16-144-0	BA	15	16		8	144	0	BFET	WI	WI			144	0	VT	WI	WI	R					144	0	6	0	6		14-BA-15-16-144-0-6	6	WR
8/23/2017	14	14-BA-15-16-170-0	BA	15	16		9	170	0	VT	P	P			170	0	VT	P	RI	R					170	0	4	0	4		14-BA-15-16-170-0-7	7	WR
8/23/2017	14	14-BA-15-16-183-0	BA	15	16		10	183	0	VT	P	P			183	0	VT	P	RI	R			ONE REPAIR COVERS 2 INDICATIONS		187	0	8	0	8		14-BA-15-16-187-0-8	8	WR
8/23/2017	14	14-BA-15-16-187-0	BA	15	16		11	187	0	BFET	WI	WI			187	0	VT	WI	WI	R			ONE REPAIR COVERS 2 INDICATIONS		187	0	8	0	8		14-BA-15-16-187-0-8	8	WR
8/23/2017	14	14-BA-15-16-220-0	BA	15	16		12	220	0	BFET	WI	WI			220	0	VT	WI	WI	R					220	0	4	0	4		14-BA-15-16-220-0-9	9	WR
8/23/2017	14	14-BA-15-16-96-0	BA	15	16										96	0	VT	P	RI	R					96	0	2	0	2		14-BA-15-16-96-0-10	10	WR
8/23/2017	14	14-BA-14-1-222-30	BA	14	1		1	222	30	VT	BULGE	B			222	30	VT	BULGE	B	NR													
8/23/2017	14	14-BA-14-1-24-29	BA	14	1		2	24	29	VT	BULGE	B			24	29	VT	BULGE	B	NR													
8/23/2017	14	14-BA-14-1-35-0	BA	14	1		3	35	0	VT	P	P			35	0	VT	P	RI	R					35	0	4	0	4		14-BA-14-1-35-0-1	1	WR
8/23/2017	14	14-BA-14-1-204-0	BA	14	1										204	0	VT	P	RI	R					204	0	4	0	4		14-BA-14-1-204-0-2	2	WR
8/23/2017	14	14-BA-14-2-20-32	BA	14	2		1	20	32	VT	BULGE	B			20	32	VT	BULGE	B	NR													
9/11/2017	14	14-BA-14-2-90-0	BA	14	2		2	90	0	VT	P	P			90	0	VT	P	RI	NR													
	14	14-BA-14-2-30-0	BA	14	2										30	0	VT			N/A			Master Feature										
	14	14-BA-14-2-90-0	BA	14	2										90	0	VT			N/A			Master Feature										
	14	14-BA-14-2-150-0	BA	14	2										150	0	VT			N/A			Master Feature										
	14	14-BA-14-2-210-0	BA	14	2										210	0	VT			N/A			Master Feature										

			Shell Location			Master Features Legend	TesTex NDE								EEI NDE								Notes	Photo Links	Recommended Repairs								Repair Type Legend
Date	Tank No.	Overall ID	General Location			Master Feature	TesTex Indication ID on Plate	TexTex Reported Indication Location		TesTex NDE		SIMPLIFIED INDICATION TYPE	Minimum Wall Thickness (in)	Depth of Topside Indication(in)	Center of indication: X (in)	Center of indication: Y (in)	Method	Indication Type	SIMPLIFIED INDICATION TYPE	EEI Recommendation (Repair or No Repair)	Minimum Thickness (in)	Depth (in)			Center of Repair: X (in)	Center of Repair: Y (in)	Width or Dia (in)	Height (in)	Length of Weld (in)	Area of PP (sq in)	EEI repair No.	Repair No. on Plate	Repair Type (Patch, Weld, Other)
			Location in Tank	Shell Course	Plate Number			X Coordinate (in)	Y Coordinate (in)	Method	Indication Type																						
9/22/2017	14	14-BA-14-3-30-0	BA	14	3										30	0				N/A			DIAMOND PP										
9/22/2017	14	14-BA-14-3-90-0	BA	14	3										90	0				N/A			DIAMOND PP										
9/22/2017	14	14-BA-14-3-150-0	BA	14	3										150	0				N/A			DIAMOND PP										
9/22/2017	14	14-BA-14-3-210-0	BA	14	3										210	0				N/A			DIAMOND PP										
9/22/2017	14	14-BA-14-3-0-29	BA	14	3										0	29				N/A			3"PP										
9/22/2017	14	14-BA-14-3-0-24	BA	14	3										0	24				N/A			3"PP										
9/22/2017	14	14-BA-14-3-0-17	BA	14	3										0	17				N/A			6"PP										
9/22/2017	14	14-BA-14-3-0-8	BA	14	3										0	8				N/A			3"PP										
9/22/2017	14	14-BA-14-3-0-2	BA	14	3										0	2				N/A			3"PP										
8/4/2017	14		BA	14	3						NRI	NRI								N/A													
9/22/2017	14	14-BA-14-3-209-0	BA	14	3										209	0	VT	P	RI	R					209	0	0	2	2		14-BA-14-3-209-0-2	2	WR
9/22/2017	14	14-BA-14-3-211-0	BA	14	3										211	0	VT	P	RI	R					211	0	0	2	2		14-BA-14-3-211-0-3	3	WR
9/22/2017	14	14-BA-14-3-92-0	BA	14	3										92	0	VT	P	RI	R					92	0	4	0	4		14-BA-14-3-92-0-1	1	WR
8/21/2017	14	14-BA-14-4-19.5-0	BA	14	4		1	4-35	0	BFET	WI	WI			19.5	0	VT	WI	WI	R			35" HWR AR		18	0	35	0	35		14-BA-14-4-18-0-1	1	WR
8/21/2017	14	14-BA-14-4-30-59	BA	14	4										30	59	VT	P	RI	R			4" VWR		30	59	0	4	4		14-BA-14-4-30-59-2	2	WR
8/29/2017	14	14-BA-14-5-222-34	BA	14	5		1	208-236	12-56	VT	BULGE	B			222	34	VT	BULGE	B	NR			NR										
8/29/2017	14	14-BA-14-5-147-57	BA	14	5										147	57	VT	UC	UC	R			4" HWR		147	57	4	0	4		14-BA-14-5-147-57-1	1	WR
8/29/2017	14	14-BA-14-5-159-0	BA	14	5										159	0	VT	UC	UC	R			10" HWR		159	0	10	0	10		14-BA-14-5-159-0-2	2	WR
8/29/2017	14	14-BA-14-6-15.5-35.5	BA	14	6		1	1-30	16-55	VT	BULGE	B			15.5	35.5	VT	BULGE	B	NR			NR										
8/29/2017	14	14-BA-14-6-29-0	BA	14	6		2	29	0	VT	P	P			29	0	VT	P	RI	R			4" HWR AR		29	0	4	0	4		14-BA-14-6-29-0-1	1	WR
8/29/2017	14	14-BA-14-6-222-32	BA	14	6		3	208-236	8-56	VT	BULGE	B			222	32	VT	BULGE	B	NR			NR										
9/1/2017	14	14-BA-14-7-18.5-30	BA	14	7		1	3-34	14-46	VT	BULGE	B			18.5	30	VT	BULGE	B	NR			NR										
9/1/2017	14	14-BA-14-7-156-31.5	BA	14	7		2	142-170	7-56	VT	BULGE	B			156	31.5	VT	BULGE	B	NR			NR										
9/1/2017	14	14-BA-14-7-222.5-30.5	BA	14	7		3	209-236	8-53	VT	BULGE	B			222.5	30.5	VT	BULGE	B	NR			NR										
9/1/2017	14	14-BA-14-7-214-3	BA	14	7		4	214	3	VT	P	P			214	3	VT	P	RI	R			3" HWR AR		214	3	3	0	3		14-BA-14-7-214-3-1	1	WR
9/8/2017	14	14-BA-14-8-13-30	BA	14	8		1	0-26	0-60	VT	BULGE	B			13	30	VT	BULGE	B	NR													
9/8/2017	14	14-BA-14-8-51-34	BA	14	8		2	33-69	8-60	VT	BULGE	B			51	34	VT	BULGE	B	NR													
9/8/2017	14	14-BA-14-8-89-37	BA	14	8		3	75-103	14-60	VT	BULGE	B			89	37	VT	BULGE	B	NR													
9/8/2017	14	14-BA-14-8-151-0	BA	14	8		4	151	0	VT	P	P			151	0	VT	P	RI	NR													
9/8/2017	14	14-BA-14-8-222-30.5	BA	14	8		5	207-237	8-53	VT	BULGE	B			222	30.5	VT	BULGE	B	NR													
	14	14-BA-14-8-30-0	BA	14	8										30	0				N/A			Master Feature										
	14	14-BA-14-8-90-0	BA	14	8										90	0				N/A			Master Feature										
	14	14-BA-14-8-150-0	BA	14	8										150	0				N/A			Master Feature										
	14	14-BA-14-8-210-0	BA	14	8										210	0				N/A			Master Feature										
	14	14-BA-14-8-14-0	BA	14	8										14	0				N/A			Master Feature										
	14	14-BA-14-8-0-28	BA	14	8										0	28				N/A			Master Feature										
	14	14-BA-14-9-15-30.5	BA	14	9		1	0-30	7-54	VT	BULGE	B			15	30.5	VT	BULGE	B	NR													
	14	14-BA-14-9-78-30	BA	14	9		2	60-96	8-52	VT	BULGE	B			78	30	VT	BULGE	B	NR													
	14	14-BA-14-9-141.5-54.5	BA	14	9		3	137-146	52-57	LFET	BC	BC	0.176		141.5	54.5	PAUT	BC	BC	NR			tr > .160										
	14	14-BA-14-9-130-12	BA	14	9		4	130	12	LFET	BC	BC	0.18		130	12	PAUT	BC	BC	NR			tr > .160										
	14	14-BA-14-9-30-0	BA	14	9										30	0				N/A			3" PP										
	14	14-BA-14-9-90-0	BA	14	9										90	0				N/A			3" PP										
	14	14-BA-14-9-150-0	BA	14	9										150	0				N/A			3" PP										
	14	14-BA-14-9-210-0	BA	14	9										210	0				N/A			3" PP										
	14	14-BA-14-10-17.5-33.5	BA	14	10		1	0-35	7-60	VT	BULGE	B			17.5	33.5	VT	BULGE	B	NR													
	14	14-BA-14-10-84-31	BA	14	10		2	69-99	9-53	VT	BULGE	B			84	31	VT	BULGE	B	NR													
	14	14-BA-14-10-212-0	BA	14	10		3	212	0	VT	UC	UC			212	0	VT	UC	UC	R					212	0	3	0	3		14-BA-14-10-212-0-1	1	WR
	14	14-BA-14-10-30-0	BA	14	10										30	0				N/A			3" PP										
	14	14-BA-14-10-90-0	BA	14	10										90	0				N/A			3" PP										
	14	14-BA-14-10-150-0	BA	14	10										150	0				N/A			3" PP										
	14	14-BA-14-10-210-0	BA	14	10										210	0				N/A			3" PP										
	14	14-BA-14-11-16-30	BA	14	11		1	0-32	0-60	VT	BULGE	B			16	30	VT	BULGE	B	NR													
	14	14-BA-14-11-30-0	BA	14	11										30	0				N/A			3" PP										
	14	14-BA-14-11-90-0	BA	14	11										90	0				N/A			3" PP										
	14	14-BA-14-11-150-0	BA	14	11										150	0				N/A			3" PP										

			Shell Location			Master Features Legend	TesTex NDE								EEI NDE								Notes	Photo Links	Recommended Repairs								Repair Type Legend
Date	Tank No.	Overall ID	General Location			Master Feature	TesTex Indication ID on Plate	TexTex Reported Indication Location		TesTex NDE		SIMPLIFIED INDICATION TYPE	Minimum Wall Thickness (in)	Depth of Topside Indication(in)	Center of indication: X (in)	Center of indication: Y (in)	Method	Indication Type	SIMPLIFIED INDICATION TYPE	EEI Recommendation (Repair or No Repair)	Minimum Thickness (in)	Depth (in)			Center of Repair: X (in)	Center of Repair: Y (in)	Width or Dia (in)	Height (in)	Length of Weld (in)	Area of PP (sq in)	EEI repair No.	Repair No. on Plate	Repair Type (Patch, Weld, Other)
			Location in Tank	Shell Course	Plate Number			X Coordinate (in)	Y Coordinate (in)	Method	Indication Type																						
	14	14-BA-14-11-210-0	BA	14	11										210	0				N/A			3" PP										
	14	14-BA-14-11-48-0	BA	14	11										48	0				N/A			3" PP										
	14	14-BA-14-11-26-0	BA	14	11										26	0	VT	LOF	LOF	R					26	0	4	0	4		14-BA-14-11-26-0-1	1	WR
	14	14-BA-14-11-92-0	BA	14	11										92	0	VT	RI	RI	R					92	0	4	0	4		14-BA-14-11-92-0-2	2	WR
9/18/2017	14	14-BA-14-12-18-0	BA	14	12		1	18	0	BFET	WI	WI			18	0	VT	WI	WI	R					18	0	2	0	2		14-BA-14-12-18-0-1	1	WR
	14	14-BA-14-12-30-0	BA	14	12										30	0				N/A			3" PP										
	14	14-BA-14-12-90-0	BA	14	12										90	0				N/A			3" PP										
	14	14-BA-14-12-150-0	BA	14	12										150	0				N/A			3" PP										
	14	14-BA-14-12-210-0	BA	14	12										210	0				N/A			3" PP										
	14	14-BA-14-12-0-176	BA	14	12										0	176				N/A			3" PP										
	14	14-BA-14-13-30-0	BA	14	13										30	0				N/A			3" PP										
	14	14-BA-14-13-90-0	BA	14	13										90	0				N/A			3" PP										
	14	14-BA-14-13-150-0	BA	14	13										150	0				N/A			3" PP										
	14	14-BA-14-13-210-0	BA	14	13										210	0				N/A			3" PP										
	14	14-BA-14-13-0-35	BA	14	13										0	35				N/A			3" PP										
	14	14-BA-14-13-0-21	BA	14	13										0	21				N/A			3" PP										
9/11/2017	14		BA	14	13						NRI	NRI								N/A													
9/11/2017	14	14-BA-14-14-30-58	BA	14	14		1	30	58	BFET	WI	WI			30	58	VT	WI	WI	R			12" PIPE CAP		30	58	12	0	37.69911	113.0973	14-BA-14-14-30-58-1	1	PC
9/11/2017	14	14-BA-14-14-94-57	BA	14	14		2	94	57	VT	P	P			94	57	VT	P	RI	NR													
9/7/2017	14	14-BA-14-15-33-2	BA	14	15										33	2	VT	P	RI	R					33	2	2	0	2		14-BA-14-15-33-2-1	1	WR
8/31/2017	14	14-BA-14-16-0-59	BA	14	16		1	0	59	VT	P	P			0	59	VT	P	RI	R					0	59	2	0	2		14-BA-14-16-0-59-1	1	WR
8/31/2017	14	14-BA-14-16-151-57	BA	14	16		2	151	57	BFET	WI	WI			151	57	VT	WI	WI	R					151	57	2	0	2		14-BA-14-16-151-57-2	2	WR
8/31/2017	14	14-BA-14-16-86-0	BA	14	16		3	86	0	VT	P	P			86	0	VT	P	RI	R					86	0	2	0	2		14-BA-14-16-86-0-3	3	WR
8/31/2017	14	14-BA-14-16-144-0	BA	14	16		4	144	0	BFET	WI	WI			144	0	VT	WI	WI	R					144	0	2	0	2		14-BA-14-16-144-0-4	4	WR
8/31/2017	14	14-BA-14-16-153-0	BA	14	16		5	153	0	VT	P	P			153	0	VT	P	RI	NR													
8/31/2017	14	14-BA-14-16-204-0	BA	14	16		6	204	0	BFET	WI	WI			204	0	VT	WI	WI	R					204	0	2	0	2		14-BA-14-16-204-0-5	5	WR
8/31/2017	14	14-BA-14-16-212-0	BA	14	16		7	212	0	VT	P	P			212	0	VT	P	RI	NR													
8/31/2017	14	14-BA-14-16-52-0	BA	14	16										52	0	VT	P	RI	R					52	0	2	0	2		14-BA-14-16-52-0-6	6	WR
8/23/2017	14	14-BA-13-1-46-30	BA	13	1		1	46	30	VT	BULGE	B			46	30	VT	BULGE	B	NR													
8/23/2017	14	14-BA-13-1-105-30	BA	13	1		2	105	30	VT	BULGE	B			105	30	VT	BULGE	B	NR													
8/23/2017	14	14-BA-13-1-168-30	BA	13	1		3	168	30	VT	BULGE	B			168	30	VT	BULGE	B	NR													
8/23/2017	14	14-BA-13-1-63-0	BA	13	1		4	63	0	VT	P	P			63	0	VT	P	RI	R					63	0	4	0	4		14-BA-13-1-63-0-1	1	WR
8/23/2017	14	14-BA-13-1-80-0	BA	13	1		5	80	0	VT	P	P			80	0	VT	P	RI	NR													
8/23/2017	14	14-BA-13-1-103-0	BA	13	1		6	103	0	VT	P	P			103	0	VT	P	RI	NR													
8/23/2017	14	14-BA-13-1-161-0	BA	13	1		7	161	0	VT	P	P			161	0	VT	P	RI	R					161	0	4	0	4		14-BA-13-1-161-0-2	2	WR
9/11/2017	14	14-BA-13-1-93-0	BA	13	1		8	93	0	VT	P, UC	P		0.094	93	0	VT	P,UC	RI	R					93	0	2	0	2		14-BA-13-1-93-0-3	3	WR
8/4/2017	14	14-BA-13-2-0-55	BA	13	2		1	0	55	VT	UC	UC		?	0	55	VT	UC	UC	R			4" VWR		0	55	0	4	4		14-BA-13-2-0-55-1	1	WR
8/4/2017	14	14-BA-13-2-149-0	BA	13	2		2	149	0	BFET	WI	WI			149	0	VT	RI	WI	R			3" VWR, top of PP		149	0	0	3	3		14-BA-13-2-149-0-2	2	WR
	14	14-BA-13-2-30-0	BA	13	2										30	0	VT			N/A			Master Feature										
	14	14-BA-13-2-90-0	BA	13	2										90	0	VT			N/A			Master Feature										
	14	14-BA-13-2-150-0	BA	13	2										150	0	VT			N/A			Master Feature										
	14	14-BA-13-2-210-0	BA	13	2										210	0	VT			N/A			Master Feature										
	14	14-BA-13-2-0-28	BA	13	2										0	28	VT			N/A			3" PP										
	14	14-BA-13-2-0-16	BA	13	2										0	16	VT			N/A			3" PP										
	14	14-BA-13-2-240-15	BA	13	2										240	15	VT			N/A			4" PP										
	14	14-BA-13-2-240-33	BA	13	2										240	33	VT			N/A			4" PP										
	14	14-BA-13-2-240-44	BA	13	2										240	44	VT			N/A			3" PP										
8/21/2017	14	14-BA-13-3-141.5-0	BA	13	3		1	137-146	0	VT	UC	UC		0.16	141.5	0	VT	UC	UC	R					141	0	14	0	14		14-BA-13-3-141-0-1	1	WR
8/21/2017	14	14-BA-13-3-165-0	BA	13	3		2	165	0	VT	P	P			165	0	VT	P	RI	R					165	0	4	0	4		14-BA-13-3-165-0-2	2	WR
8/21/2017	14	14-BA-13-3-223-0	BA	13	3		3	223	0	BFET	WI	WI			223	0	VT	WI	WI	R					223	0	6	0	6		14-BA-13-3-223-0-3	3	WR
9/22/2017	14	14-BA-13-3-30-0	BA	13	3										30	0				N/A			DIAMOND PP										
9/22/2017	14	14-BA-13-3-90-0	BA	13	3										90	0				N/A			DIAMOND PP										
9/22/2017	14	14-BA-13-3-150-0	BA	13	3										150	0				N/A			DIAMOND PP										
9/22/2017	14	14-BA-13-3-210-0	BA	13	3										210	0				N/A			DIAMOND PP										
9/22/2017	14	14-BA-13-3-0-45	BA	13	3										0	45				N/A			3"PP										

			Shell Location			Master Features Legend	TesTex NDE							EEI NDE								Notes	Photo Links	Recommended Repairs								Repair Type Legend
			General Location					TexTex Reported Indication Location		TesTex NDE																							
Date	Tank No.	Overall ID	Location in Tank	Shell Course	Plate Number	Master Feature	TesTex Indication ID on Plate	X Coordinate (in)	Y Coordinate (in)	Method	Indication Type	SIMPLIFIED INDICATION TYPE	Minimum Wall Thickness (in)	Depth of Topside Indication(in)	Center of indication: X (in)	Center of indication: Y (in)	Method	Indication Type	SIMPLIFIED INDICATION TYPE	EEI Recommendation (Repair or No Repair)	Minimum Thickness (in)	Depth (in)			Center of Repair: X (in)	Center of Repair: Y (in)	Width or Dia (in)	Height (in)	Length of Weld (in)	Area of PP (sq in)	EEI repair No.	Repair No. on Plate	Repair Type (Patch, Weld, Other)
9/22/2017	14	14-BA-13-3-0-34	BA	13	3										0	34				N/A			4"PP										
9/22/2017	14	14-BA-13-3-0-16	BA	13	3										0	16				N/A			4"PP										
9/22/2017	14	14-BA-13-3-68-0	BA	13	3										68	0				N/A			3"PP										
9/22/2017	14	14-BA-13-3-0-13	BA	13	3										0	13				N/A			3"PP										
9/22/2017	14	14-BA-13-3-89-60	BA	13	3										89	60	VT	P	RI	R					89	60	2	0	2		14-BA-13-3-89-60-4	4	WR
8/25/2017	14	14-BA-13-4-28-0	BA	13	4		1	28	0	VT	P	P			28	0	VT	P	RI	R			6" HWR		28	0	6	0	6		14-BA-13-4-28-0-1	1	WR
8/25/2017	14	14-BA-13-4-33-0	BA	13	4		2	33	0	BFET	WI	WI			33	0	VT	WI	WI	R			4" HWR		33	0	6	0	6		14-BA-13-4-33-0-2	2	WR
8/29/2017	14	14-BA-13-5-92.5-31.5	BA	13	5		1	81-104	13-50	VT	BULGE	B			92.5	31.5	VT	BULGE	B	NR			NR										
8/29/2017	14	14-BA-13-5-210-58	BA	13	5										210	58	VT	P	RI	R			2" HWR		210	58	2	0	2		14-BA-13-5-210-58-2	2	WR
8/29/2017	14	14-BA-13-5-91-58	BA	13	5										91	58	VT	P	RI	R			2" HWR		91	58	2	0	2		14-BA-13-5-91-58-1	1	WR
9/1/2017	14	14-BA-13-6-15-31	BA	13	6		1	2-28	5-57	VT	BULGE	B			15	31	VT	BULGE	B	NR			NR										
9/1/2017	14	14-BA-13-6-163-31	BA	13	6		2	150-176	14-48	VT	BULGE	B			163	31	VT	BULGE	B	NR			NR										
9/1/2017	14	14-BA-13-6-228.5-28	BA	13	6		3	212-245	0-56	VT	BULGE	B			228.5	28	VT	BULGE	B	NR			NR										
9/1/2017	14	14-BA-13-6-204-0	BA	13	6										204	0	VT	P	RI	R			4" HWR		204	0	4	0	4		14-BA-13-6-204-0-1	1	WR
9/8/2017	14	14-BA-13-7-32-0	BA	13	7		1	32	0	VT	UC	UC		?	32	0	VT	UC	UC	R			4" HWR		32	0	4	0	4		14-BA-13-7-32-0-1	1	WR
9/8/2017	14	14-BA-13-7-162.5-37.5	BA	13	7		2	145-180	15-60	VT	BULGE	B			162.5	37.5	VT	BULGE	B	NR			NR										
9/8/2017	14	14-BA-13-7-218-30	BA	13	7		3	196-240	0-60	VT	BULGE	B			218	30	VT	BULGE	B	NR			NR										
9/12/2017	14	14-BA-13-8-68-26	BA	13	8		1	55-81	7-45	VT	BULGE	B			68	26	VT	BULGE	B	NR													
9/12/2017	14	14-BA-13-8-0-30	BA	13	8		2	0	8-52	BFET	WI	WI			0	30	VT	RI	WI	NR													
9/12/2017	14	14-BA-13-8-34-0	BA	13	8		3	34	0	VT	P	P			34	0	VT	P	RI	NR													
	14	14-BA-13-8-30-0	BA	13	8										30	0				N/A			Master Feature										
	14	14-BA-13-8-90-0	BA	13	8										90	0				N/A			Master Feature										
	14	14-BA-13-8-150-0	BA	13	8										150	0				N/A			Master Feature										
	14	14-BA-13-8-210-0	BA	13	8										210	0				N/A			Master Feature										
	14	14-BA-13-9-4-54	BA	13	9		1	0-8	48-60	LFET	BC	BC	0.18		4	54	PAUT	BC	BC	NR			tr > .160										
	14	14-BA-13-9-31-57	BA	13	9		2	26-36	54-60	LFET	BC	BC	0.17		31	57	PAUT	BC	BC	NR			tr > .160										
	14	14-BA-13-9-165.5-33.5	BA	13	9		3	148-183	14-53	VT	BULGE	B			165.5	33.5	VT	BULGE	B	NR													
	14	14-BA-13-9-224-28.5	BA	13	9		4	208-240	4-53	VT	BULGE	B			224	28.5	VT	BULGE	B	NR													
	14	14-BA-13-9-208-0	BA	13	9		5	208	0	VT	P	P			208	0	VT	P	RI	R			Re-weld both PP		208	0	3	3	6		14-BA-13-9-208-0-1	1	WR
	14	14-BA-13-9-30-0	BA	13	9										30	0				N/A			3" PP										
	14	14-BA-13-9-90-0	BA	13	9										90	0				N/A			3" PP										
	14	14-BA-13-9-150-0	BA	13	9										150	0				N/A			3" PP										
	14	14-BA-13-9-210-0	BA	13	9										210	0				N/A			3" PP										
	14	14-BA-13-9-135-0	BA	13	9										135	0				N/A			3" PP										
	14	14-BA-13-10-17-35	BA	13	10		1	4-30	13-57	VT	BULGE	B			17	35	VT	BULGE	B	NR													
	14	14-BA-13-10-104-39.5	BA	13	10		2	92-116	22-57	VT	BULGE	B			104	39.5	VT	BULGE	B	NR													
	14	14-BA-13-10-30-0	BA	13	10										30	0				N/A			3" PP										
	14	14-BA-13-10-90-0	BA	13	10										90	0				N/A			3" PP										
	14	14-BA-13-10-150-0	BA	13	10										150	0				N/A			3" PP										
	14	14-BA-13-10-210-0	BA	13	10										210	0				N/A			3" PP										
	14	14-BA-13-10-106-0	BA	13	10										106	0				N/A			3" PP										
	14	14-BA-13-10-140-0	BA	13	10										140	0				N/A			3" PP										
	14	14-BA-13-10-99-0	BA	13	10										99	0	VT	RI	RI	R					99	0	6	0	6		14-BA-13-10-99-0-1	1	WR
	14	14-BA-13-11-151-0	BA	13	11		1	151	0	VT	P	P			151	0	VT	P	RI	R					151	0	2	0	2		14-BA-13-11-151-0-1	1	WR
	14	14-BA-13-11-183-4	BA	13	11		2	183	4	VT	P	P			183	4	VT	P	RI	R					183	4	4	0	4		14-BA-13-11-183-4-2	2	WR
	14	14-BA-13-11-30-0	BA	13	11										30	0				N/A			3" PP										
	14	14-BA-13-11-90-0	BA	13	11										90	0				N/A			3" PP										
	14	14-BA-13-11-150-0	BA	13	11										150	0				N/A			3" PP										
	14	14-BA-13-11-210-0	BA	13	11										210	0				N/A			3" PP										
9/14/2017	14	14-BA-13-12-147-0	BA	13	12		1	147	0	VT	UC	UC		?	147	0	VT	UC	UC	R					147	0	2	0	2		14-BA-13-12-147-0-1	1	WR
	14	14-BA-13-12-30-0	BA	13	12										30	0				N/A			3" PP										
	14	14-BA-13-12-90-0	BA	13	12										90	0				N/A			3" PP										
	14	14-BA-13-12-150-0	BA	13	12										150	0				N/A			3" PP										
	14	14-BA-13-12-210-0	BA	13	12										210	0				N/A			3" PP										
	14	14-BA-13-12-210-0	BA	13	12										210	0	VT	LOF	LOF	R					210	0	2	0	2		14-BA-13-12-210-0-2	2	WR

			Shell Location			Master Features Legend	TesTex NDE								EEI NDE								Notes	Photo Links	Recommended Repairs								Repair Type Legend
Date	Tank No.	Overall ID	General Location			Master Feature	TesTex Indication ID on Plate	TexTex Reported Indication Location		TesTex NDE			Minimum Wall Thickness (in)	Depth of Topside Indication(in)	Center of indication: X (in)	Center of indication: Y (in)	Method	Indication Type	SIMPLIFIED INDICATION TYPE	EEI Recommendation (Repair or No Repair)	Minimum Thickness (in)	Depth (in)			Center of Repair: X (in)	Center of Repair: Y (in)	Width or Dia (in)	Height (in)	Length of Weld (in)	Area of PP (sq in)	EEI repair No.	Repair No. on Plate	Repair Type (Patch, Weld, Other)
			Location in Tank	Shell Course	Plate Number			X Coordinate (in)	Y Coordinate (in)	Method	Indication Type	SIMPLIFIED INDICATION TYPE																					
9/11/2017	14	14-BA-13-13-146-57	BA	13	13		1	146	57	BFET	WI	WI			146	57	VT	RI	WI	R					146	57	2	0	2		14-BA-13-13-146-57-1	1	WR
9/11/2017	14	14-BA-13-13-186-0	BA	13	13		2	186	0	VT	P	P			186	0	VT	P	RI	R					186	0	2	0	2		14-BA-13-13-186-0-2	2	WR
9/11/2017	14	14-BA-13-13-216-0	BA	13	13		3	216	0	VT	P	P			216	0	VT	P	RI	R					216	0	2	0	2		14-BA-13-13-216-0-3	3	WR
	14	14-BA-13-13-30-0	BA	13	13										30	0				N/A			3" PP										
	14	14-BA-13-13-90-0	BA	13	13										90	0				N/A			3" PP										
	14	14-BA-13-13-150-0	BA	13	13										150	0				N/A			3" PP										
	14	14-BA-13-13-210-0	BA	13	13										210	0				N/A			3" PP										
	14	14-BA-13-13-107-0	BA	13	13										107	0				N/A			3" PP										
	14	14-BA-13-13-1-0	BA	13	13										1	0	VT	P	RI	R					1	0	2	0	2		14-BA-13-13-1-0-4	4	WR
9/7/2017	14	14-BA-13-14-90-57	BA	13	14		1	90	57	VT	P	P			90	57	VT	P	RI	NR														
9/7/2017	14	14-BA-13-14-215-0	BA	13	14		2	215	0	BFET	WI	WI			215	0	VT	WI	WI	R					215	0	2	0	2		14-BA-13-14-215-0-1	1	WR
9/7/2017	14	14-BA-13-14-228-0	BA	13	14		3	228	0	VT	P	P			228	0	VT	P	RI	NR														
9/7/2017	14	14-BA-13-14-0-21	BA	13	14										0	21	VT	P	RI	R					0	21	0	2	2		14-BA-13-14-0-21-2	2	WR
9/7/2017	14	14-BA-13-15-0-6	BA	13	15		1	0	6	VT	P	P			0	6	VT	P	RI	NR														
8/31/2017	14	14-BA-13-15-34-56	BA	13	15		1	34	56	VT	P	P			34	56	VT	P	RI	R					34	56	2	0	2		14-BA-13-15-34-56-1	1	WR
8/31/2017	14	14-BA-13-16-30-2	BA	13	16		1	30	2	VT	P	P			30	2	VT	P	RI	NR														
8/31/2017	14	14-BA-13-16-64-0	BA	13	16		2	64	0	VT	P	P			64	0	VT	P	RI	R					64	0	2	0	2		14-BA-13-16-64-0-1	1	WR
8/31/2017	14	14-BA-13-16-73-0	BA	13	16		3	73	0	VT	P	P			73	0	VT	P	RI	R					73	0	2	0	2		14-BA-13-16-73-0-2	2	WR
8/31/2017	14	14-BA-13-16-75-2	BA	13	16		4	75	2	BFET	WI	WI			75	2	VT	WI	WI	R					75	0	2	0	2		14-BA-13-16-75-0-3	3	WR
8/23/2017	14	14-BA-13-16-162-30	BA	13	16		5	162	30	VT	BULGE	B			162	30	VT	BULGE	B	NR														
8/23/2017	14	14-BA-13-16-226-35	BA	13	16		6	226	35	VT	BULGE	B			226	35	VT	BULGE	B	NR														
8/23/2017	14	14-BA-12-1-25-0	BA	12	1		1	25	0	BFET	WI	WI			25	0	VT	WI	WI	R					25	0	4	0	4		14-BA-12-1-25-0-1	1	WR
8/23/2017	14	14-BA-12-1-84-0	BA	12	1		2	84	0	BFET	WI	WI			84	0	VT	WI	WI	R					84	0	8	0	8		14-BA-12-1-84-0-2	2	WR
8/23/2017	14	14-BA-12-1-111-0	BA	12	1		3	111	0	BFET	WI	WI			111	0	VT	P	RI	R					111	0	4	0	4		14-BA-12-1-111-0-3	3	WR
8/23/2017	14	14-BA-12-2-0-60	BA	12	2		1	0	60	VT	UC	UC		0.094	0	60	VT	UC	UC	R			3" HWR, at intersection		0	60	3	0	3		14-BA-12-2-0-60-1	1	WR
8/23/2017	14	14-BA-12-2-0-50	BA	12	2		2	0	50	VT	P	P			0	50	VT	P	RI	R			6" VWR		0	50	0	6	6		14-BA-12-2-0-50-2	2	WR
	14	14-BA-12-2-30-0	BA	12	2										30	0	VT			N/A			Master Feature										
	14	14-BA-12-2-90-0	BA	12	2										90	0	VT			N/A			Master Feature										
	14	14-BA-12-2-150-0	BA	12	2										150	0	VT			N/A			Master Feature										
	14	14-BA-12-2-210-0	BA	12	2										210	0	VT			N/A			Master Feature										
	14	14-BA-12-2-146-0	BA	12	2										146	0	VT			N/A			3" PP										
8/4/2017	14	14-BA-12-3-29-0	BA	12	3		1	29	0	BFET	WI	WI			29	0	VT	WI	WI	R					29	0	0	4	4		14-BA-12-3-29-0-1	1	WR
8/4/2017	14	14-BA-12-3-32-0	BA	12	3		2	32	0	BFET	WI	WI			32	0	VT	WI	WI	R					32	0	0	4	4		14-BA-12-3-32-0-2	2	WR
8/4/2017	14	14-BA-12-3-60-0	BA	12	3		3	60	0	BFET	WI	WI			60	0	VT	WI	WI	R					60	0	4	0	4		14-BA-12-3-60-0-3	3	WR
8/4/2017	14	14-BA-12-3-91-1	BA	12	3		4	91	1	VT	TC	TS		0.16	91	1	VT	TS	TS	R					92	0	6	0	6		14-BA-12-3-92-0-4	4	WR
8/4/2017	14	14-BA-12-3-91-0	BA	12	3		5	91	0	VT	P	P			91	0	VT	P	RI	R					92	0	6	0	6		14-BA-12-3-92-0-4	4	WR
8/4/2017	14	14-BA-12-3-94-0	BA	12	3		6	94	0	VT	P	P			94	0	VT	P	RI	R					92	0	6	0	6		14-BA-12-3-92-0-4	4	WR
8/4/2017	14	14-BA-12-3-108-0	BA	12	3		7	108	0	BFET	WI	WI			108	0	VT	WI	WI	R					108	0	6	0	6		14-BA-12-3-108-0-5	5	WR
9/22/2017	14	14-BA-12-3-30-0	BA	12	3										30	0				N/A			DIAMOND PP										
9/22/2017	14	14-BA-12-3-90-0	BA	12	3										90	0				N/A			DIAMOND PP										
9/22/2017	14	14-BA-12-3-150-0	BA	12	3										150	0				N/A			DIAMOND PP										
9/22/2017	14	14-BA-12-3-210-0	BA	12	3										210	0				N/A			DIAMOND PP										
9/22/2017	14	14-BA-12-3-85-0	BA	12	3										85	0				N/A			4"PP										
9/22/2017	14	14-BA-12-3-228-0	BA	12	3										228	0				N/A			6"PP										
9/22/2017	14	14-BA-12-3-130-39	BA	12	3										130	39				N/A			3"NOZZLE										
8/21/2017	14	14-BA-12-4-0-23	BA	12	4		1	0	23	VT	P	P			0	23	VT	P	RI	R			4" VWR AR		0	23	0	4	4		14-BA-12-4-0-23-1	1	WR
8/21/2017	14	14-BA-12-4-72-0	BA	12	4		2	72	0	VT	UC	UC		?	72	0	VT	UC	UC	R			4" HWR AR		72	0	4	0	4		14-BA-12-4-72-0-2	2	WR
8/21/2017	14	14-BA-12-4-240-54	BA	12	4		3	240	54	VT	P	P			240	54	VT	P	RI	R			4" VWR AR		240	54	0	4	4		14-BA-12-4-240-54-3	3	WR
8/29/2017	14	14-BA-12-5-161.5-37.5	BA	12	5		1	148-175	17-58	VT	BULGE	B			161.5	37.5	VT	BULGE	B	NR			NR											
8/29/2017	14	14-BA-12-5-223.5-31.5	BA	12	5		2	210-237	13-50	VT	BULGE	B			223.5	31.5	VT	BULGE	B	NR			NR											
8/29/2017	14	14-BA-12-5-137-0	BA	12	5										137	0	VT	UC	UC	R			4" HWR		137	0	4	0	4		14-BA-12-5-137-0-1	1	WR
8/29/2017	14	14-BA-12-6-166-35	BA	12	6		1	147-185	12-58	VT	BULGE	B			166	35	VT	BULGE	B	NR			NR											
8/29/2017	14	14-BA-12-6-224-36.5	BA	12	6		2	210-238	16-57	VT	BULGE	B			224	36.5	VT	BULGE	B	NR			NR											
8/29/2017	14	14-BA-12-6-210-2	BA	12	6										210	2	VT	P	RI	R			2" HWR		210	2	2	0	2		14-BA-12-6-210-2-2	2	WR
8/29/2017	14	14-BA-12-6-28-0	BA	12	6										28	0	VT	P	RI	R			2" HWR		28	0	2	0	2		14-BA-12-6-28-0-1	1	WR

			Shell Location			Master Features Legend	TesTex NDE								EEI NDE								Notes	Photo Links	Recommended Repairs								Repair Type Legend
Date	Tank No.	Overall ID	General Location			Master Feature	TesTex Indication ID on Plate	TexTex Reported Indication Location		TesTex NDE		SIMPLIFIED INDICATION TYPE	Minimum Wall Thickness (in)	Depth of Topside Indication(in)	Center of Indication: X (in)	Center of Indication: Y (in)	Method	Indication Type	SIMPLIFIED INDICATION TYPE	EEI Recommendation (Repair or No Repair)	Minimum Thickness (in)	Depth (in)			Center of Repair: X (in)	Center of Repair: Y (in)	Width or Dia (in)	Height (in)	Length of Weld (in)	Area of PP (sq in)	EEI repair No.	Repair No. on Plate	Repair Type (Patch, Weld, Other)
			Location in Tank	Shell Course	Plate Number			X Coordinate (in)	Y Coordinate (in)	Method	Indication Type																						
9/1/2017	14	14-BA-12-7-15.5-34.5	BA	12	7		1	0-31	9-60	VT	BULGE	B			15.5	34.5	VT	BULGE	B	NR			NR										
9/1/2017	14	14-BA-12-7-69-33.5	BA	12	7		2	48-90	16-51	VT	BULGE	B			69	33.5	VT	BULGE	B	NR			NR										
9/8/2017	14	14-BA-12-8-15-30	BA	12	8		1	0-30	0-60	VT	BULGE	B			15	30	VT	BULGE	B	NR													
9/8/2017	14	14-BA-12-8-103.5-30	BA	12	8		2	77-130	0-60	VT	BULGE	B			103.5	30	VT	BULGE	B	NR													
9/8/2017	14	14-BA-12-8-162-33.5	BA	12	8		3	148-176	11-56	VT	BULGE	B			162	33.5	VT	BULGE	B	NR													
9/8/2017	14	14-BA-12-8-221-29	BA	12	8		4	206-236	7-51	VT	BULGE	B			221	29	VT	BULGE	B	NR													
	14	14-BA-12-8-30-0	BA	12	8										30	0				N/A			Master Feature										
	14	14-BA-12-8-90-0	BA	12	8										90	0				N/A			Master Feature										
	14	14-BA-12-8-150-0	BA	12	8										150	0				N/A			Master Feature										
	14	14-BA-12-8-210-0	BA	12	8										210	0				N/A			Master Feature										
	14	14-BA-12-8-18-0	BA	12	8										18	0				N/A			Master Feature										
	14	14-BA-12-8-88-57	BA	12	8										88	57	VT	P	RI	R					88	57	2	0	2		14-BA-12-8-88-57-1	1	WR
	14	14-BA-12-9-212-57.5	BA	12	9		1	208-216	55-60	LFET	BC	BC	0.147		212	57.5	PAUT	BC	BC	NR			tr > .160										
	14	14-BA-12-9-222-33	BA	12	9		2	207-237	9-57	VT	BULGE	B			222	33	VT	BULGE	B	NR													
	14	14-BA-12-9-30-0	BA	12	9										30	0				N/A			3" PP										
	14	14-BA-12-9-90-0	BA	12	9										90	0				N/A			3" PP										
	14	14-BA-12-9-150-0	BA	12	9										150	0				N/A			3" PP										
	14	14-BA-12-9-210-0	BA	12	9										210	0				N/A			3" PP										
	14	14-BA-12-9-98-38	BA	12	9										98	38				N/A			3" Grout Nozzle										
	14	14-BA-12-10-14.5-30	BA	12	10		1	0-29	0-60	VT	BULGE	B			14.5	30	VT	BULGE	B	NR													
	14	14-BA-12-10-102.5-30	BA	12	10		2	85-120	0-60	VT	BULGE	B			102.5	30	VT	BULGE	B	NR													
	14	14-BA-12-10-180-0	BA	12	10		3	180	0	BFET	WI	WI			180	0	VT	WI	WI	R					180	0	4	0	4		14-BA-12-10-180-0-1	1	WR
	14	14-BA-12-10-218-0	BA	12	10		4	218	0	BFET	WI	WI			218	0	VT	WI	WI	R					218	0	4	0	4		14-BA-12-10-218-0-2	2	WR
	14	14-BA-12-10-30-0	BA	12	10										30	0				N/A			3" PP										
	14	14-BA-12-10-90-0	BA	12	10										90	0				N/A			3" PP										
	14	14-BA-12-10-150-0	BA	12	10										150	0				N/A			3" PP										
	14	14-BA-12-10-210-0	BA	12	10										210	0				N/A			3" PP										
	14	14-BA-12-10-0-4	BA	12	10										0	4				N/A			8" PP										
	14	14-BA-12-10-58-24	BA	12	10										58	24				N/A			3" Grout Nozzle										
	14	14-BA-12-10-117-0	BA	12	10										117	0	VT	P	RI	R			POR/LOF/UC		117	0	7	0	7		14-BA-12-10-117-0-3	3	WR
	14	14-BA-12-11-111-57	BA	12	11		1	111	57	VT	P	P			111	57	VT	P	RI	R					111	57	4	0	4		14-BA-12-11-111-57-1	1	WR
	14	14-BA-12-11-178-0	BA	12	11		2	178	0	BFET	WI	WI			178	0	VT	WI	WI	R					178	0	8	0	8		14-BA-12-11-178-0-2	2	WR
	14	14-BA-12-11-0-48	BA	12	11		3	0	48	VT	P	P			0	48	VT	P	RI	R					0	48	4	0	4		14-BA-12-11-0-48-3	3	WR
	14	14-BA-12-11-30-0	BA	12	11										30	0				N/A			3" PP										
	14	14-BA-12-11-90-0	BA	12	11										90	0				N/A			3" PP										
	14	14-BA-12-11-150-0	BA	12	11										150	0				N/A			3" PP										
	14	14-BA-12-11-210-0	BA	12	11										210	0				N/A			3" PP										
	14	14-BA-12-11-111-36	BA	12	11										111	36				N/A			3" Grout Nozzle										
9/18/2017	14	14-BA-12-12-32-0	BA	12	12		1	32	0	BFET	WI	WI			32	0	VT	RI	WI	R					33	0	2	0	2		14-BA-12-12-33-0-1	1	WR
9/18/2017	14	14-BA-12-12-61-4	BA	12	12		2	61	4	VT	P	P			61	4	VT	P	RI	R					63	3	2	0	2		14-BA-12-12-63-3-2	2	WR
9/18/2017	14	14-BA-12-12-120-0	BA	12	12		3	120	0	BFET	WI	WI			120	0	VT	RI	WI	R					120	0	4	0	4		14-BA-12-12-120-0-3	3	WR
	14	14-BA-12-12-30-0	BA	12	12										30	0				N/A			3" PP										
	14	14-BA-12-12-90-0	BA	12	12										90	0				N/A			3" PP										
	14	14-BA-12-12-150-0	BA	12	12										150	0				N/A			3" PP										
	14	14-BA-12-12-210-0	BA	12	12										210	0				N/A			3" PP										
	14	14-BA-12-12-124-0	BA	12	12										124	0				N/A			3" PP										
	14	14-BA-12-12-0-59	BA	12	12										0	59				N/A			3" PP										
	14	14-BA-12-12-150-0	BA	12	12										150	0	VT	P	RI	R					150	0	2	0	2		14-BA-12-12-150-0-4	4	WR
	14	14-BA-12-12-210-0	BA	12	12										210	0	VT	P	RI	R					210	0	2	0	2		14-BA-12-12-210-0-5	5	WR
	14	14-BA-12-13-30-0	BA	12	13										30	0				N/A			3" PP										
	14	14-BA-12-13-90-0	BA	12	13										90	0				N/A			3" PP										
	14	14-BA-12-13-150-0	BA	12	13										150	0				N/A			3" PP										
	14	14-BA-12-13-210-0	BA	12	13										210	0				N/A			3" PP										
	14	14-BA-12-13-76-38	BA	12	13										76	38				N/A			3" GROUT NOZZLE										
9/12/2017	14		BA	12	13						NRI	NRI								N/A													

			Shell Location			Master Features Legend	TesTex NDE								EEI NDE								Notes	Photo Links	Recommended Repairs								Repair Type Legend
Date	Tank No.	Overall ID	General Location			Master Feature	TesTex Indication ID on Plate	TexTex Reported Indication Location		TesTex NDE		SIMPLIFIED INDICATION TYPE	Minimum Wall Thickness (in)	Depth of Topside Indication(in)	Center of Indication: X (in)	Center of Indication: Y (in)	Method	Indication Type	SIMPLIFIED INDICATION TYPE	EEI Recommendation (Repair or No Repair)	Minimum Thickness (in)	Depth (in)			Center of Repair: X (in)	Center of Repair: Y (in)	Width or Dia (in)	Height (in)	Length of Weld (in)	Area of PP (sq in)	EEI repair No.	Repair No. on Plate	Repair Type (Patch, Weld, Other)
			Location in Tank	Shell Course	Plate Number			X Coordinate (in)	Y Coordinate (in)	Method	Indication Type																						
9/11/2017	14	14-BA-12-14-97-0	BA	12	14		1	97	0	VT	P	P			97	0	VT	P	RI	R					97	0	2	0	2		14-BA-12-14-97-0-1	1	WR
9/7/2017	14	14-BA-12-15-138-58	BA	12	15		1	138	58	VT	P	P			138	58	VT	P	RI	NR													
9/7/2017	14	14-BA-12-15-90-30	BA	12	15		2	90	30	VT	BULGE	B			90	30	VT	BULGE	B	NR													
9/7/2017	14	14-BA-12-15-70-0	BA	12	15		3	70	0	BFET	WI	WI			70	0	VT	WI	WI	R					64	0	11	0	11		14-BA-12-15-64-0-1	1	WR
8/31/2017	14	14-BA-12-16-151-59	BA	12	16		1	151	59	VT	P	P			151	59	VT	P	RI	R					151	59	2	0	2		14-BA-12-16-151-59-1	1	WR
8/31/2017	14	14-BA-12-16-210-59	BA	12	16		2	210	59	VT	P	P			210	59	VT	P	RI	NR													
8/31/2017	14	14-BA-12-16-60-0	BA	12	16		3	60	0	VT	P	P			60	0	VT	P	RI	R					60	0	2	0	2		14-BA-12-16-60-0-2	2	WR
8/31/2017	14	14-BA-12-16-170-0	BA	12	16		4	170	0	VT	P	P			170	0	VT	P	RI	R					170	0	2	0	2		14-BA-12-16-170-0-3	3	WR
8/31/2017	14	14-BA-12-16-183-0	BA	12	16		5	183	0	VT	P	P			183	0	VT	P	RI	NR													
8/31/2017	14	14-BA-12-16-196-2	BA	12	16		6	196	2	VT	P	P			196	2	VT	P	RI	R					196	2	2	0	2		14-BA-12-16-196-2-4	4	WR
8/31/2017	14	14-BA-12-16-207-0	BA	12	16		7	207	0	VT	P	P			207	0	VT	P	RI	NR													
8/31/2017	14	14-BA-12-16-236-0	BA	12	16		8	236	0	BFET	WI	WI			236	0	VT	WI	WI	R					236	0	8	0	8		14-BA-12-16-236-0-5	5	WR
8/23/2017	14	14-BA-11-1-0-59	BA	11	1		1	0	59	BFET	WI	WI			0	59	VT	WI	WI	R					0	39	0	42	42		14-BA-11-1-0-39-1	1	WR
8/23/2017	14	14-BA-11-1-0-52	BA	11	1		2	0	52	VT	P	P			0	52	VT	P	RI	R					0	39	0	42	42		14-BA-11-1-0-39-1	1	WR
8/23/2017	14	14-BA-11-1-0-43	BA	11	1		3	0	43	VT	P	P			0	43	VT	P	RI	R					0	39	0	42	42		14-BA-11-1-0-39-1	1	WR
8/23/2017	14	14-BA-11-1-0-29	BA	11	1		4	0	18-40	BFET	WI	WI			0	29	VT	WI	WI	R					0	39	0	42	42		14-BA-11-1-0-39-1	1	WR
8/23/2017	14	14-BA-11-1-0-6	BA	11	1		5	0	6	BFET	WI	WI			0	6	VT	WI	WI	R					0	6	0	4	4		14-BA-11-1-0-6-2	2	WR
8/23/2017	14	14-BA-11-1-24-30	BA	11	1		6	24	30	VT	BULGE	B			24	30	VT	BULGE	B	NR													
8/23/2017	14	14-BA-11-1-0-0	BA	11	1		7	0	0	BFET	WI	WI			0	0	VT	WI	WI	R					0	0	1	0	1		14-BA-11-1-0-0-3	3	WR
8/23/2017	14	14-BA-11-1-21.5-0	BA	11	1		8	17-26	0	BFET	WI	WI			21.5	0	VT	WI	WI	R					21	0	11	0	11		14-BA-11-1-21-0-4	4	WR
8/23/2017	14	14-BA-11-1-90-0	BA	11	1		9	90	0	VT	P	P			90	0	VT	P	RI	R					90	0	4	0	4		14-BA-11-1-90-0-5	5	WR
8/23/2017	14	14-BA-11-1-144-0	BA	11	1		10	144	0	VT	P	P			144	0	VT	P	RI	R					145	0	8	0	8		14-BA-11-1-145-0-6	6	WR
8/23/2017	14	14-BA-11-1-146-0	BA	11	1		11	146	0	VT	P	P			146	0	VT	P	RI	R					145	0	8	0	8		14-BA-11-1-145-0-6	6	WR
8/23/2017	14	14-BA-11-1-170-0	BA	11	1		12	170	0	VT	P	P			170	0	VT	P	RI	NR													
9/11/2017	14	14-BA-11-1-210-0	BA	11	1		13	210	0	VT	P	P			210	0	VT	P	RI	R					210	0	6	0	6		14-BA-11-1-210-0-7	7	WR
8/4/2017	14	14-BA-11-2-0-33	BA	11	2		1	0	33	VT	P	P			0	33	VT	P	RI	R			4" VWR		0	33	0	4	4		14-BA-11-2-0-33-1	1	WR
8/4/2017	14	14-BA-11-2-0-53.5	BA	11	2		2	0	51-56	VT	P	P			0	53.5	VT	P	RI	R			12" VWR		0	54	0	12	12		14-BA-11-2-0-54-2	2	WR
8/4/2017	14	14-BA-11-2-24-0	BA	11	2		3	24	0	VT	P	P			24	0	VT	P	RI	R			2" VWR		24	0	0	2	2		14-BA-11-2-24-0-3	3	WR
8/4/2017	14	14-BA-11-2-42-0	BA	11	2		4	34-50	0	BFET	WI	WI			42	0	VT	RI	WI	R			20" HWR		42	0	20	0	20		14-BA-11-2-42-0-4	4	WR
8/4/2017	14	14-BA-11-2-73.5-0	BA	11	2		5	67-80	0	BFET	WI	WI			73.5	0	VT	RI	WI	R			18" HWR		73	0	18	0	18		14-BA-11-2-73-0-5	5	WR
8/4/2017	14	14-BA-11-2-92-0	BA	11	2		6	92	0	VT	UC	UC		0.16	92	0	VT	UC	UC	R			4" VWR		92	0	0	4	4		14-BA-11-2-92-0-6	6	WR
8/4/2017	14	14-BA-11-2-128-0	BA	11	2		7	128	0	BFET	WI	WI			128	0	VT	RI	WI	R			6" HWR		128	0	6	0	6		14-BA-11-2-128-0-7	7	WR
8/4/2017	14	14-BA-11-2-189-0	BA	11	2		8	189	0	VT	UC	UC		0.16	189	0	VT	UC	UC	NR													
8/4/2017	14	14-BA-11-2-191-0	BA	11	2		9	191	0	VT	TC	TS		0.16	191	0	VT	TS	TS	NR													
8/4/2017	14	14-BA-11-2-210-0	BA	11	2		10	210	0	VT	P	P			210	0	VT	P	RI	R			2" HWR		210	0	2	0	2		14-BA-11-2-210-0-8	8	WR
	14	14-BA-11-2-30-0	BA	11	2										30	0	VT			N/A			Master Feature										
	14	14-BA-11-2-90-0	BA	11	2										90	0	VT			N/A			Master Feature										
	14	14-BA-11-2-150-0	BA	11	2										150	0	VT			N/A			Master Feature										
	14	14-BA-11-2-210-0	BA	11	2										210	0	VT			N/A			Master Feature										
	14	14-BA-11-2-28-0	BA	11	2										28	0	VT			N/A													
	14	14-BA-11-2-0-3	BA	11	2										0	3	VT			N/A			3" PP										
	14	14-BA-11-2-0-12	BA	11	2										0	12	VT			N/A			4" PP										
	14	14-BA-11-2-0-26	BA	11	2										0	26	VT			N/A			3" PP										
8/21/2017	14	14-BA-11-3-0-4	BA	11	3		1	0	4	VT	P	P			0	4	VT	P	RI	R					0	4	0	4	4		14-BA-11-3-0-4-1	1	WR
8/21/2017	14	14-BA-11-3-0-22	BA	11	3		2	0	12-32	BFET	WI	WI			0	22	VT	WI	WI	R					0	22	0	24	24		14-BA-11-3-0-22-2	2	WR
8/21/2017	14	14-BA-11-3-77-0	BA	11	3		3	77	0	BFET	WI	WI			77	0	VT	WI	WI	R					77	0	0	4	4		14-BA-11-3-77-0-3	3	WR
8/21/2017	14	14-BA-11-3-142-0	BA	11	3		4	142	0	BFET	WI	WI			142	0	VT	WI	WI	R					142	0	4	0	4		14-BA-11-3-142-0-4	4	WR
8/21/2017	14	14-BA-11-3-234-0	BA	11	3		5	228-240	0	BFET	WI	WI			234	0	VT	WI	WI	R					234	0	16	0	16		14-BA-11-3-234-0-5	5	WR
9/22/2017	14	14-BA-11-3-30-0	BA	11	3										30	0				N/A			DIAMOND PP										
9/22/2017	14	14-BA-11-3-90-0	BA	11	3										90	0				N/A			DIAMOND PP										
9/22/2017	14	14-BA-11-3-150-0	BA	11	3										150	0				N/A			DIAMOND PP										
9/22/2017	14	14-BA-11-3-210-0	BA	11	3										210	0				N/A			DIAMOND PP										
9/22/2017	14	14-BA-11-3-0-38	BA	11	3										0	38				N/A			5"PP										
9/22/2017	14	14-BA-11-3-22-0	BA	11	3										22	0				N/A			3"PP										
8/25/2017	14	14-BA-11-4-149-1	BA	11	4		1	149	1	VT	P	P			149	1	VT	P	RI	NR			NR										

			Shell Location			Master Features Legend	TesTex NDE								EEI NDE								Notes	Photo Links	Recommended Repairs								Repair Type Legend
			General Location					TexTex Reported Indication Location		TesTex NDE																								
Date	Tank No.	Overall ID	Location in Tank	Shell Course	Plate Number	Master Feature	TesTex Indication ID on Plate	X Coordinate (in)	Y Coordinate (in)	Method	Indication Type	SIMPLIFIED INDICATION TYPE	Minimum Wall Thickness (in)	Depth of Topside Indication(in)	Center of Indication: X (in)	Center of Indication: Y (in)	Method	Indication Type	SIMPLIFIED INDICATION TYPE	EEI Recommendation (Repair or No Repair)	Minimum Thickness (in)	Depth (in)			Center of Repair: X (in)	Center of Repair: Y (in)	Width or Dia (in)	Height (in)	Length of Weld (in)	Area of PP (sq in)	EEI repair No.	Repair No. on Plate	Repair Type (Patch, Weld, Other)
8/25/2017	14	14-BA-11-4-226-50	BA	11	4		2	226	50	LFET	BC	BC	0.161		226	50	PAUT	BC	BC	NR			tr > .160										
8/29/2017	14	14-BA-11-5-93-2	BA	11	5		1	93	2	VT	P	P			93	2	VT	P	RI	R			2" HWR		93	2	2	0	2		14-BA-11-5-93-2-1	1	WR
8/29/2017	14	14-BA-11-5-44-0	BA	11	5		2	44	0	VT	P	P			44	0	VT	P	RI	R			4" HWR		44	0	4	0	4		14-BA-11-5-44-0-2	2	WR
8/29/2017	14	14-BA-11-5-0-56	BA	11	5		3	0	56	VT	UC	UC		0.15	0	56	VT	P	RI	R			20" VWR @0,50		0	50	0	20	20		14-BA-11-5-0-50-3	3	WR
8/29/2017	14	14-BA-11-5-151-60	BA	11	5										151	60	VT	P	RI	R			2" HWR		151	60	2	0	2		14-BA-11-5-151-60-4	4	WR
8/29/2017	14	14-BA-11-5-210-60	BA	11	5										210	60	VT	P	RI	R			2" HWR		210	60	2	0	2		14-BA-11-5-210-60-5	5	WR
8/29/2017	14	14-BA-11-5-239-60	BA	11	5										239	60	VT	P	RI	R			2" HWR		239	60	2	0	2		14-BA-11-5-239-60-6	6	WR
9/5/2017	14	14-BA-11-6-13-32	BA	11	6		1	2-24	9-55	VT	BULGE	B			13	32	VT	BULGE	B	NR			NR										
9/5/2017	14	14-BA-11-6-160.5-17	BA	11	6		2	149-172	6-28	VT	BULGE	B			160.5	17	VT	BULGE	B	NR			NR										
9/5/2017	14	14-BA-11-6-48-0	BA	11	6										48	0	VT	P	RI	R			4" HWR		48	0	4	0	4		14-BA-11-6-48-0-2	2	WR
9/5/2017	14	14-BA-11-6-89-58	BA	11	6										89	58	VT	P	RI	R			2" HWR		89	58	2	0	2		14-BA-11-6-89-58-1	1	WR
9/8/2017	14	14-BA-11-7-17.5-29.5	BA	11	7		1	3-32	5-54	VT	BULGE	B			17.5	29.5	VT	BULGE	B	NR			NR										
9/8/2017	14	14-BA-11-7-75.5-27.5	BA	11	7		2	58-93	5-50	VT	BULGE	B			75.5	27.5	VT	BULGE	B	NR			NR										
9/8/2017	14	14-BA-11-7-134.5-33	BA	11	7		3	110-159	10-56	VT	BULGE	B			134.5	33	VT	BULGE	B	NR			NR										
9/8/2017	14	14-BA-11-7-221-30	BA	11	7		4	202-240	0-60	VT	BULGE	B			221	30	VT	BULGE	B	NR			NR										
9/8/2017	14	14-BA-11-7-112-0	BA	11	7										112	0	VT	P	RI	R			4" HWR		112	0	4	0	4		14-BA-11-7-112-0-2	2	WR
9/8/2017	14	14-BA-11-7-150-57	BA	11	7										150	57	VT	P	RI	R			2" HWR		150	57	2	0	2		14-BA-11-7-150-57-1	1	WR
9/12/2017	14	14-BA-11-8-118.5-36	BA	11	8		1	105-132	18-54	VT	BULGE	B			118.5	36	VT	BULGE	B	NR													
9/12/2017	14	14-BA-11-8-224-28.5	BA	11	8		2	208-240	7-50	VT	BULGE	B			224	28.5	VT	BULGE	B	NR													
	14	14-BA-11-8-30-0	BA	11	8										30	0				N/A			Master Feature										
	14	14-BA-11-8-90-0	BA	11	8										90	0				N/A			Master Feature										
	14	14-BA-11-8-150-0	BA	11	8										150	0				N/A			Master Feature										
	14	14-BA-11-8-210-0	BA	11	8										210	0				N/A			Master Feature										
	14	14-BA-11-9-0-59	BA	11	9		1	0	59	VT	P	P			0	59	VT	P	RI	NR													
	14	14-BA-11-9-0-40	BA	11	9		2	0	40	VT	P	P			0	40	VT	P	RI	R					0	40	0	4	4		14-BA-11-9-0-40-1	1	WR
	14	14-BA-11-9-0-21	BA	11	9		3	0	21	VT	P	P			0	21	VT	P	RI	R					0	21	0	4	4		14-BA-11-9-0-21-2	2	WR
	14	14-BA-11-9-30-0	BA	11	9										30	0				N/A													
	14	14-BA-11-9-90-0	BA	11	9										90	0				N/A													
	14	14-BA-11-9-150-0	BA	11	9										150	0				N/A													
	14	14-BA-11-9-210-0	BA	11	9										210	0				N/A													
	14	14-BA-11-9-0-36	BA	11	9										0	36				N/A			3" PP										
	14	14-BA-11-9-0-30	BA	11	9										0	30				N/A			3" PP										
	14	14-BA-11-9-0-24	BA	11	9										0	24				N/A			4" PP										
	14	14-BA-11-9-0-14	BA	11	9										0	14				N/A			4" PP										
	14	14-BA-11-9-0-4	BA	11	9										0	4				N/A			6" PPP										
	14	14-BA-11-9-133-0	BA	11	9										133	0	VT	UC	UC	R					133	0	8	0	8		14-BA-11-9-133-0-3	3	WR
	14	14-BA-11-10-4-0	BA	11	10		1	4	0	BFET	WI	WI			4	0	VT	RI	WI	R					4	0	4	0	4		14-BA-11-10-4-0-1	1	WR
	14	14-BA-11-10-216-0	BA	11	10		2	216	0	VT	UC	UC			216	0	VT	UC	UC	R					216	0	6	0	6		14-BA-11-10-216-0-2	2	WR
	14	14-BA-11-10-30-0	BA	11	10										30	0				N/A			3" PP										
	14	14-BA-11-10-90-0	BA	11	10										90	0				N/A			3" PP										
	14	14-BA-11-10-150-0	BA	11	10										150	0				N/A			3" PP										
	14	14-BA-11-10-210-0	BA	11	10										210	0				N/A			3" PP										
	14	14-BA-11-10-206-0	BA	11	10										206	0	VT	P	RI	R					206	0	4	0	4		14-BA-11-10-206-0-3	3	WR
	14	14-BA-11-11-7-0	BA	11	11		1	7	0	BFET	WI	WI			7	0	VT	WI	WI	R					7	0	6	0	6		14-BA-11-11-7-0-1	1	WR
	14	14-BA-11-11-42-0	BA	11	11		2	42	0	BFET	WI	WI			42	0	VT	WI	WI	R					42	0	6	0	6		14-BA-11-11-42-0-2	2	WR
	14	14-BA-11-11-63-0	BA	11	11		3	63	0	BFET	WI	WI			63	0	VT	WI	WI	R					63	0	6	0	6		14-BA-11-11-63-0-3	3	WR
	14	14-BA-11-11-78-0	BA	11	11		4	78	0	BFET	WI	WI			78	0	VT	WI	WI	R					78	0	6	0	6		14-BA-11-11-78-0-4	4	WR
	14	14-BA-11-11-228-0	BA	11	11		5	228	0	BFET	WI	WI			228	0	VT	WI	WI	R					228	0	6	0	6		14-BA-11-11-228-0-5	5	WR
	14	14-BA-11-11-30-0	BA	11	11										30	0				N/A			3" PP										
	14	14-BA-11-11-90-0	BA	11	11										90	0				N/A			3" PP										
	14	14-BA-11-11-150-0	BA	11	11										150	0				N/A			3" PP										
	14	14-BA-11-11-210-0	BA	11	11										210	0				N/A			3" PP										
	14	14-BA-11-11-178-0	BA	11	11										178	0	VT	UC	UC	R					178	0	2	0	2		14-BA-11-11-178-0-6	6	WR
9/14/2017	14	14-BA-11-12-90-57	BA	11	12		1	90	57	VT	P	P			90	57	VT	P	RI	N/A			See R12P12										
9/14/2017	14	14-BA-11-12-0-11	BA	11	12		2	0	11	VT	UC	UC		?	0	11	VT	UC	UC	R					0	11	0	2	2		14-BA-11-12-0-11-1	1	WR

			Shell Location			Master Features Legend	TesTex NDE								EEI NDE								Notes	Photo Links	Recommended Repairs								Repair Type Legend
Date	Tank No.	Overall ID	General Location			Master Feature	TesTex Indication ID on Plate	TexTex Reported Indication Location		TesTex NDE		SIMPLIFIED INDICATION TYPE	Minimum Wall Thickness (in)	Depth of Topside Indication(in)	Center of indication: X (in)	Center of indication: Y (in)	Method	Indication Type	SIMPLIFIED INDICATION TYPE	EEI Recommendation (Repair or No Repair)	Minimum Thickness (in)	Depth (in)			Center of Repair: X (in)	Center of Repair: Y (in)	Width or Dia (in)	Height (in)	Length of Weld (in)	Area of PP (sq in)	EEI repair No.	Repair No. on Plate	Repair Type (Patch, Weld, Other)
			Location in Tank	Shell Course	Plate Number			X Coordinate (in)	Y Coordinate (in)	Method	Indication Type																						
9/14/2017	14	14-BA-11-12-26-0	BA	11	12		3	26	0	BFET	WI	WI			26	0	VT	RI	WI	R					26	0	4	0	4		14-BA-11-12-26-0-2	2	WR
	14	14-BA-11-12-30-0	BA	11	12										30	0				N/A			3" PP										
	14	14-BA-11-12-90-0	BA	11	12										90	0				N/A			3" PP										
	14	14-BA-11-12-150-0	BA	11	12										150	0				N/A			3" PP										
	14	14-BA-11-12-210-0	BA	11	12										210	0				N/A			3" PP										
	14	14-BA-11-12-0-48	BA	11	12										0	48				N/A			3" PP										
	14	14-BA-11-12-0-12	BA	11	12										0	12				N/A			3" PP										
	14	14-BA-11-12-164-0	BA	11	12										164	0	VT	WI	WI	R					164	0	4	0	4		14-BA-11-12-164-0-3	3	WR
9/12/2017	14	14-BA-11-13-0-2	BA	11	13		1	0	2	VT	P	P			0	2	VT	P	RI	R					0	2	0	2	2		14-BA-11-13-0-2-1	1	WR
9/12/2017	14	14-BA-11-13-0-9	BA	11	13		2	0	9	VT	P	P			0	9	VT	P	RI	R					0	9	0	2	2		14-BA-11-13-0-9-2	2	WR
9/12/2017	14	14-BA-11-13-0-29	BA	11	13		3	0	29	VT	P	P			0	29	VT	P	RI	R					0	29	0	2	2		14-BA-11-13-0-29-3	3	WR
9/12/2017	14	14-BA-11-13-0-38	BA	11	13		4	0	38	VT	P	P			0	38	VT	P	RI	R					0	38	0	2	2		14-BA-11-13-0-38-4	4	WR
9/12/2017	14	14-BA-11-13-0-56	BA	11	13		5	0	56	VT	UC	UC		?	0	56	VT	UC	UC	R					0	56	0	2	2		14-BA-11-13-0-56-5	5	WR
	14	14-BA-11-13-30-0	BA	11	13										30	0				N/A			3" PP										
	14	14-BA-11-13-90-0	BA	11	13										90	0				N/A			3" PP										
	14	14-BA-11-13-150-0	BA	11	13										150	0				N/A			3" PP										
	14	14-BA-11-13-210-0	BA	11	13										210	0				N/A			3" PP										
	14	14-BA-11-13-42-0	BA	11	13										42	0				N/A			3" PP										
	14	14-BA-11-13-212-57	BA	11	13										212	57	VT	P	RI	R					212	57	2	0	2		14-BA-11-13-212-57-6	6	WR
9/7/2017	14	14-BA-11-14-89-59	BA	11	14		1	89	59	BFET	WI	WI			89	59	VT	WI	WI	R					89	59	2	0	2		14-BA-11-14-89-59-1	1	WR
9/7/2017	14	14-BA-11-14-216-0	BA	11	14		2	216	0	BFET	WI	WI			216	0	VT	WI	WI	R					216	0	6	0	6		14-BA-11-14-216-0-2	2	WR
9/7/2017	14	14-BA-11-15-20-58	BA	11	15		1	20	58	VT	P	P			20	58	VT	P	RI	NR													
8/31/2017	14	14-BA-11-15-31-2	BA	11	15		1	31	2	BFET	WI	WI			31	2	VT	WI	WI	R					31	2	24	12	72	288	14-BA-11-15-31-2-1	1	PP
8/31/2017	14	14-BA-11-15-95-0	BA	11	15		2	95	0	VT	LOF	LOF			95	0	VT	LOF	LOF	R					95	0	2	0	2		14-BA-11-15-95-0-2	2	WR
8/31/2017	14	14-BA-11-16-0-58	BA	11	16		1	0	58	VT	P	P			0	58	VT	P	RI	R					0	58	0	3	3		14-BA-11-16-0-58-1	1	WR
8/31/2017	14	14-BA-11-16-0-30	BA	11	16		2	0	30	BFET	WI	WI			0	30	VT	WI	WI	R					0	30	0	3	3		14-BA-11-16-0-30-2	2	WR
8/31/2017	14	14-BA-11-16-0-12	BA	11	16		3	0	12	BFET	WI	WI			0	12	VT	WI	WI	R					0	12	0	23	23		14-BA-11-16-0-12-3	3	WR
8/24/2017	14	14-BA-11-16-218-30	BA	11	16		4	218	30	VT	Bulge	B			218	30	VT	BULGE	B	NR													
8/24/2017	14	14-BA-10-1-106-30	BA	10	1		1	106	30	VT	BULGE	B			106	30	VT	BULGE	B	NR													
8/24/2017	14	14-BA-10-1-161-30	BA	10	1		2	161	30	VT	BULGE	B			161	30	VT	BULGE	B	NR													
8/24/2017	14	14-BA-10-1-220-30	BA	10	1		3	220	30	VT	BULGE	B			220	30	VT	BULGE	B	NR													
8/24/2017	14	14-BA-10-1-118-0	BA	10	1		4	118	0	BFET	WI	WI			118	0	VT	WI	WI	NR													
8/24/2017	14	14-BA-10-2-20-30	BA	10	2		1	20	30	VT	Bulge	B			20	30	VT	Bulge	B	NR													
8/24/2017	14	14-BA-10-2-6-0	BA	10	2		2	6	0	VT	P	P			6	0	VT	P	P	R			As Reported		6	0	4	0	4		14-BA-10-2-6-0-1	1	WR
8/24/2017	14	14-BA-10-2-0-10	BA	10	2		3	0	10	VT	P	P			0	10	VT	P	P	R			As Reported		0	10	0	4	4		14-BA-10-2-0-10-2	2	WR
	14	14-BA-10-2-30-0	BA	10	2										30	0				N/A			Master Feature										
	14	14-BA-10-2-90-0	BA	10	2										90	0				N/A			Master Feature										
	14	14-BA-10-2-150-0	BA	10	2										150	0				N/A			Master Feature										
	14	14-BA-10-2-210-0	BA	10	2										210	0				N/A			Master Feature										
9/22/2017	14	14-BA-10-3-30-0	BA	10	3										30	0				N/A			DIAMOND PP										
9/22/2017	14	14-BA-10-3-90-0	BA	10	3										90	0				N/A			DIAMOND PP										
9/22/2017	14	14-BA-10-3-150-0	BA	10	3										150	0				N/A			DIAMOND PP										
9/22/2017	14	14-BA-10-3-210-0	BA	10	3										210	0				N/A			DIAMOND PP										
9/22/2017	14	14-BA-10-3-0-51	BA	10	3										0	51				N/A													
9/22/2017	14	14-BA-10-3-0-38	BA	10	3										0	38				N/A													
8/5/2017	14		BA	10	3						NRI	NRI								N/A													
9/22/2017	14	14-BA-10-3-183-0	BA	10	3										183	0	VT	P	RI	R					183	0	4	0	4		14-BA-10-3-183-0-1	1	WR
8/21/2017	14	14-BA-10-4-18-30	BA	10	4		1	0-36	0-60	VT	BULGE	B			18	30	VT	BULGE	B	NR			NR										
8/21/2017	14	14-BA-10-4-26-0	BA	10	4		2	26	0	VT	P	P			26	0	VT	P	RI	R			4" HWR AR		26	0	4	0	4		14-BA-10-4-26-0-1	1	WR
8/21/2017	14	14-BA-10-4-105-30	BA	10	4		3	90-120	0-60	VT	BULGE	B			105	30	VT	BULGE	B	NR			NR										
8/21/2017	14	14-BA-10-4-90-0	BA	10	4										90	0	VT	P	RI	R			2" HWR		90	0	2	0	2		14-BA-10-4-90-0-2	2	WR
8/29/2017	14	14-BA-10-5-152-0	BA	10	5		1	152	0	BFET	WI	WI			152	0	VT	WI	WI	R			3X3 reweld around PP		152	0	3	3	6		14-BA-10-5-152-0-1	1	WR
8/29/2017	14	14-BA-10-5-221.5-31	BA	10	5		2	206-237	5-57	VT	BULGE	B			221.5	31	VT	BULGE	B	NR			NR										
8/29/2017	14	14-BA-10-5-132-0	BA	10	5										132	0	VT	UC	UC	R			18" HWR		132	0	18	0	18		14-BA-10-5-132-0-2	2	WR
8/29/2017	14	14-BA-10-6-21-30	BA	10	6		1	3-39	6-54	VT	BULGE	B			21	30	VT	BULGE	B	NR			NR										

			Shell Location			Master Features Legend	TesTex NDE							EEI NDE								Notes	Photo Links	Recommended Repairs								Repair Type Legend
Date	Tank No.	Overall ID	General Location			Master Feature	TesTex Indication ID on Plate	TexTex Reported Indication Location		TesTex NDE				Minimum Wall Thickness (in)	Depth of Topside Indication(in)	Center of Indication: X (in)	Center of Indication: Y (in)	Method	Indication Type	SIMPLIFIED INDICATION TYPE	EEI Recommendation (Repair or No Repair)	Minimum Thickness (in)	Depth (in)			Center of Repair: X (in)	Center of Repair: Y (in)	Width or Dia (in)	Height (in)	Length of Weld (in)	Area of PP (sq in)	EEI repair No.	Repair No. on Plate	Repair Type (Patch, Weld, Other)
			Location in Tank	Shell Course	Plate Number			X Coordinate (in)	Y Coordinate (in)	Method	Indication Type	SIMPLIFIED INDICATION TYPE																					
8/29/2017	14	14-BA-10-6-131-0	BA	10	6		2	131	0	VT	P	P			131	0	VT	P	RI	R			4" HWR AR		131	0	4	0	4		14-BA-10-6-131-0-1	1	WR
8/29/2017	14	14-BA-10-6-224-28.5	BA	10	6		3	211-237	5-52	VT	BULGE	B			224	28.5	VT	BULGE	B	NR			NR										
8/29/2017	14	14-BA-10-6-125-2	BA	10	6										125	2	VT	P	RI	R			3" HWR under PP		125	2	3	0	3		14-BA-10-6-125-2-2	2	WR
9/1/2017	14		BA	10	7						NRI	NRI								N/A			NR									
9/8/2017	14	14-BA-10-8-16.5-33	BA	10	8		1	0-33	12-54	VT	BULGE	B			16.5	33	VT	BULGE	B	NR													
9/8/2017	14	14-BA-10-8-85.5-30	BA	10	8		2	68-103	6-54	VT	BULGE	B			85.5	30	VT	BULGE	B	NR													
9/8/2017	14	14-BA-10-8-224.5-33	BA	10	8		3	212-237	11-55	VT	BULGE	B			224.5	33	VT	BULGE	B	NR													
9/8/2017	14	14-BA-10-8-212-0	BA	10	8		4	212	0	VT	P	P			212	0	VT	P	RI	R					212	0	2	0	2		14-BA-10-8-212-0-1	1	WR
	14	14-BA-10-8-30-0	BA	10	8										30	0				N/A			Master Feature										
	14	14-BA-10-8-90-0	BA	10	8										90	0				N/A			Master Feature										
	14	14-BA-10-8-150-0	BA	10	8										150	0				N/A			Master Feature										
	14	14-BA-10-8-210-0	BA	10	8										210	0				N/A			Master Feature										
	14	14-BA-10-9-0-50	BA	10	9		1	0	50	VT	P	P			0	50	VT	P	RI	R					0	50	0	4	4		14-BA-10-9-0-50-1	1	WR
	14	14-BA-10-9-12.5-27	BA	10	9		2	0-25	0-54	VT	BULGE	B			12.5	27	VT	BULGE	B	NR													
	14	14-BA-10-9-95-58	BA	10	9		3	95	58	VT	P	P			95	58	VT	P	RI	R					95	58	2	0	2		14-BA-10-9-95-58-2	2	WR
	14	14-BA-10-9-80-35.5	BA	10	9		4	60-100	19-52	VT	BULGE	B			80	35.5	VT	BULGE	B	NR													
	14	14-BA-10-9-128-32	BA	10	9		5	114-142	10-54	VT	BULGE	B			128	32	VT	BULGE	B	NR													
	14	14-BA-10-9-150-0	BA	10	9		6	150	0	VT	P	P			150	0	VT	P	RI	R					150	0	0	2	2		14-BA-10-9-150-0-3	3	WR
	14	14-BA-10-9-187.5-25	BA	10	9		7	180-195	0-50	VT	BULGE	B			187.5	25	VT	BULGE	B	NR													
	14	14-BA-10-9-30-0	BA	10	9										30	0				N/A			Master Feature										
	14	14-BA-10-9-90-0	BA	10	9										90	0				N/A			Master Feature										
	14	14-BA-10-9-150-0	BA	10	9										150	0				N/A			Master Feature										
	14	14-BA-10-9-210-0	BA	10	9										210	0				N/A			Master Feature										
	14	14-BA-10-9-234-0	BA	10	9										234	0	VT	LOF	LOF	R					234	0	8	0	8		14-BA-10-9-234-0-4	4	WR
	14	14-BA-10-10-0-50	BA	10	10		1	0	50	VT	P	P			0	50	VT	P	RI	R					0	50	0	4	4		14-BA-10-10-0-50-1	1	WR
	14	14-BA-10-10-20-30	BA	10	10		2	0-40	0-60	VT	BULGE	B			20	30	VT	BULGE	B	NR													
	14	14-BA-10-10-98-30	BA	10	10		3	76-120	0-60	VT	BULGE	B			98	30	VT	BULGE	B	NR													
	14	14-BA-10-10-30-0	BA	10	10										30	0				N/A			3" PP										
	14	14-BA-10-10-90-0	BA	10	10										90	0				N/A			3" PP										
	14	14-BA-10-10-150-0	BA	10	10										150	0				N/A			3" PP										
	14	14-BA-10-10-210-0	BA	10	10										210	0				N/A			3" PP										
	14	14-BA-10-10-0-24	BA	10	10										0	24				N/A			3" PP										
	14	14-BA-10-10-0-8	BA	10	10										0	8				N/A			3" PP										
	14	14-BA-10-10-0-4	BA	10	10										0	4				N/A			3" PP										
	14	14-BA-10-10-38-0	BA	10	10										38	0	VT	LOF	LOF	R					38	0	5	0	5		14-BA-10-10-38-0-2	2	WR
	14	14-BA-10-10-65-0	BA	10	10										65	0	VT	LOF	LOF	R					65	0	6	0	6		14-BA-10-10-65-0-3	3	WR
	14	14-BA-10-10-84-0	BA	10	10										84	0	VT	LOF	LOF	R					84	0	4	0	4		14-BA-10-10-84-0-4	4	WR
	14	14-BA-10-11-154-0	BA	10	11		1	154	0	BFET	WI	WI			154	0	VT	WI	WI	R					154	0	4	0	4		14-BA-10-11-154-0-1	1	WR
	14	14-BA-10-11-228-0	BA	10	11		2	228	0	BFET	WI	WI			228	0	VT	WI	WI	R					228	0	2	0	2		14-BA-10-11-228-0-2	2	WR
	14	14-BA-10-11-30-0	BA	10	11										30	0				N/A			3" PP										
	14	14-BA-10-11-90-0	BA	10	11										90	0				N/A			3" PP										
	14	14-BA-10-11-150-0	BA	10	11										150	0				N/A			3" PP										
	14	14-BA-10-11-210-0	BA	10	11										210	0				N/A			3" PP										
	14	14-BA-10-11-32-0	BA	10	11										32	0	VT	RI	RI	R					32	0	4	0	4		14-BA-10-11-32-0-3	3	WR
	14	14-BA-10-11-36-0	BA	10	11										36	0	VT	LOF	LOF	R					36	0	4	0	4		14-BA-10-11-36-0-4	4	WR
9/14/2017	14	14-BA-10-12-89-0	BA	10	12		1	89	0	VT	WI	WI			89	0	VT	WI	WI	R					88	0	2	0	2		14-BA-10-12-88-0-1	1	WR
9/14/2017	14	14-BA-10-12-212-0	BA	10	12		2	212	0	BFET	WI	WI			212	0	VT	RI	WI	R					212	0	2	0	2		14-BA-10-12-212-0-2	2	WR
	14	14-BA-10-12-30-0	BA	10	12										30	0				N/A			3" PP										
	14	14-BA-10-12-90-0	BA	10	12										90	0				N/A			3" PP										
	14	14-BA-10-12-150-0	BA	10	12										150	0				N/A			3" PP										
	14	14-BA-10-12-210-0	BA	10	12										210	0				N/A			3" PP										
	14	14-BA-10-12-0-9	BA	10	12										0	9	VT	LOF	LOF	R					0	9	0	10	10		14-BA-10-12-0-9-3	3	WR
9/12/2017	14	14-BA-10-13-34-22	BA	10	13		1	34	22	VT	Dent	D			34	22	VT	DENT	D	R					34	22	6	0	18.84956	28.27433	14-BA-10-13-34-22-1	1	PP
	14	14-BA-10-13-30-0	BA	10	13										30	0				N/A			3" PP										
	14	14-BA-10-13-90-0	BA	10	13										90	0				N/A			3" PP										

			Shell Location			Master Features Legend	TesTex NDE							EEI NDE								Notes	Photo Links	Recommended Repairs								Repair Type Legend
Date	Tank No.	Overall ID	General Location			Master Feature	TesTex Indication ID on Plate	TexTex Reported Indication Location		TesTex NDE		SIMPLIFIED INDICATION TYPE	Minimum Wall Thickness (in)	Depth of Topside Indication(in)	Center of Indication: X (in)	Center of Indication: Y (in)	Method	Indication Type	SIMPLIFIED INDICATION TYPE	EEI Recommendation (Repair or No Repair)	Minimum Thickness (in)	Depth (in)			Center of Repair: X (in)	Center of Repair: Y (in)	Width or Dia (in)	Height (in)	Length of Weld (in)	Area of PP (sq in)	EEI repair No.	Repair No. on Plate	Repair Type (Patch, Weld, Other)
			Location in Tank	Shell Course	Plate Number			X Coordinate (in)	Y Coordinate (in)	Method	Indication Type																					
	14	14-BA-10-13-150-0	BA	10	13										150	0				N/A			3" PP										
	14	14-BA-10-13-210-0	BA	10	13										210	0				N/A			3" PP										
9/12/2017	14	14-BA-10-14-212-0	BA	10	14		1	212	0	VT	P	P			212	0	VT	P	RI	NR													
9/7/2017	14	14-BA-10-14-218-0	BA	10	14		2	218	0	BFET	WI	WI			218	0	VT	WI	WI	NR													
9/7/2017	14	14-BA-10-15-140-58	BA	10	15		1	140	58	BFET	WI	WI			140	58	VT	WI	WI	R			Covers repair on R11 P15 also		140	58	24	12	72	288	14-BA-10-15-140-58-1	1	PP
9/7/2017	14	14-BA-10-15-65-0	BA	10	15		2	65	0	VT	P	P			65	0	VT	P	RI	R					65	0	2	0	2		14-BA-10-15-65-0-2	2	WR
8/31/2017	14	14-BA-10-16-0-53	BA	10	16		1	0	53	VT	P	P			0	53	VT	P	RI	R					0	55	0	10	10		14-BA-10-16-0-55-1	1	WR
8/31/2017	14	14-BA-10-16-0-59	BA	10	16		2	0	59	VT	P	P			0	59	VT	P	RI	R					0	55	0	10	10		14-BA-10-16-0-55-1	1	WR
8/31/2017	14	14-BA-10-16-123-0	BA	10	16		3	123	0	BFET	WI	WI			123	0	VT	WI	WI	R					123	0	2	0	2		14-BA-10-16-123-0-3	3	WR
8/31/2017	14	14-BA-10-16-170-0	BA	10	16		4	170	0	BFET	WI	WI			170	0	VT	WI	WI	R					170	0	2	0	2		14-BA-10-16-170-0-4	4	WR
8/31/2017	14	14-BA-10-16-195-0	BA	10	16		5	195	0	VT	P	P			195	0	VT	P	RI	NR					195	0							
8/31/2017	14	14-BA-10-16-203-0	BA	10	16		6	203	0	VT	P	P			203	0	VT	P	RI	NR					203	0							
8/31/2017	14	14-BA-10-16-212-0	BA	10	16		7	212	0	VT	P	P			212	0	VT	P	RI	NR					212	0							
8/31/2017	14	14-BA-10-16-152-59	BA	10	16										152	59	VT	P	RI	R					152	59	2	0	2		14-BA-10-16-152-59-2	2	WR
8/24/2017	14	14-BA-9-1-120-30	BA	9	1		1	120	30	VT	BULGE	B			120	30	VT	BULGE	B	NR													
8/24/2017	14	14-BA-9-1-204-0	BA	9	1		2	204	0	BFET	WI	WI			204	0	VT	WI	WI	R					204	0	6	0	6		14-BA-9-1-204-0-1	1	WR
8/5/2017	14	14-BA-9-2-150-0	BA	9	2		1	150	0	BFET	WI	WI			150	0	VT	RI	WI	R			As Reported		150	0	6	0	6		14-BA-9-2-150-0-1	1	WR
	14	14-BA-9-2-30-0	BA	9	2										30	0				N/A			Master Feature										
	14	14-BA-9-2-90-0	BA	9	2										90	0				N/A			Master Feature										
	14	14-BA-9-2-150-0	BA	9	2										150	0				N/A			Master Feature										
	14	14-BA-9-2-210-0	BA	9	2										210	0				N/A			Master Feature										
	14	14-BA-9-2-0-6	BA	9	2										0	6	VT	P	RI	R					0	6	0	6	6		14-BA-9-2-0-6-2	2	WR
8/21/2017	14	14-BA-9-3-0-27	BA	9	3		1	0	27	BFET	WI	WI			0	27	VT	WI	WI	R					0	27	0	6	6		14-BA-9-3-0-27-1	1	WR
8/21/2017	14	14-BA-9-3-0-48	BA	9	3		2	0	48	BFET	WI	WI			0	48	VT	WI	WI	R					0	48	0	6	6		14-BA-9-3-0-48-2	2	WR
9/22/2017	14	14-BA-9-3-30-0	BA	9	3										30	0				N/A			DIAMOND PP										
9/22/2017	14	14-BA-9-3-90-0	BA	9	3										90	0				N/A			DIAMOND PP										
9/22/2017	14	14-BA-9-3-150-0	BA	9	3										150	0				N/A			DIAMOND PP										
9/22/2017	14	14-BA-9-3-210-0	BA	9	3										210	0				N/A			DIAMOND PP										
9/22/2017	14	14-BA-9-3-0-15	BA	9	3										0	15				N/A			5"PP										
9/22/2017	14	14-BA-9-3-16-0	BA	9	3										16	0				N/A			3"PP										
9/22/2017	14	14-BA-9-3-81-0	BA	9	3										81	0				N/A			3"PP										
9/22/2017	14	14-BA-9-3-178-0	BA	9	3										178	0				N/A			3"PP										
9/22/2017	14	14-BA-9-3-29-59	BA	9	3										29	59	VT	P	RI	R					29	59	0	2	2		14-BA-9-3-29-59-3	3	WR
8/25/2017	14	14-BA-9-4-212-0	BA	9	4		1	212	0	VT	P	P			212	0	VT	P	RI	R			2" HWR AR		212	0	2	0	2		14-BA-9-4-212-0-1	1	WR
8/29/2017	14	14-BA-9-5-229-27.5	BA	9	5		1	218-240	0-55	VT	BULGE	B			229	27.5	VT	BULGE	B	NR			NR										
8/29/2017	14	14-BA-9-5-133-24.5	BA	9	5		2	113-153	0-49	VT	BULGE	B			133	24.5	VT	BULGE	B	NR			NR										
8/29/2017	14	14-BA-9-5-212-0	BA	9	5		3	212	0	VT	P	P			212	0	VT	P	RI	R			2" WR		212	0	2	0	2		14-BA-9-5-212-0-1	1	WR
8/29/2017	14	14-BA-9-5-91-0	BA	9	5		4	91	0	VT	P	P			91	0	VT	P	RI	R			4" HWR		91	0	4	0	4		14-BA-9-5-91-0-2	2	WR
8/29/2017	14	14-BA-9-5-33-0	BA	9	5		5	33	0	BFET	WI	WI			33	0	VT	WI	WI	R			4" WR AR		33	0	4	0	4		14-BA-9-5-33-0-3	3	WR
8/29/2017	14	14-BA-9-5-19.5-30	BA	9	5		6	6-33	3-57	VT	BULGE	B			19.5	30	VT	BULGE	B	NR			NR										
8/29/2017	14	14-BA-9-5-6-0	BA	9	5										6	0	VT	P	RI	R			4" HWR		6	0	4	0	4		14-BA-9-5-6-0-4	4	WR
9/5/2017	14	14-BA-9-6-19.5-29.5	BA	9	6		1	3-36	4-55	VT	BULGE	B			19.5	29.5	VT	BULGE	B	NR			NR										
9/5/2017	14	14-BA-9-6-71.5-28.5	BA	9	6		2	55-88	4-53	VT	BULGE	B			71.5	28.5	VT	BULGE	B	NR			NR										
9/5/2017	14	14-BA-9-6-129.5-18.5	BA	9	6		3	115-144	6-31	VT	BULGE	B			129.5	18.5	VT	BULGE	B	NR			NR										
9/5/2017	14	14-BA-9-6-224-30	BA	9	6		4	208-240	0-60	VT	BULGE	B			224	30	VT	BULGE	B	NR			NR										
9/5/2017	14	14-BA-9-6-31-58	BA	9	6										31	58	VT	P	RI	R			2" HWR		31	58	2	0	2		14-BA-9-6-31-58-1	1	WR
9/8/2017	14	14-BA-9-7-17-30	BA	9	7		1	0-34	4-56	VT	BULGE	B			17	30	VT	BULGE	B	NR			NR										
9/8/2017	14	14-BA-9-7-78.5-29.5	BA	9	7		2	60-97	4-55	VT	BULGE	B			78.5	29.5	VT	BULGE	B	NR			NR										
9/8/2017	14	14-BA-9-7-140.5-30.5	BA	9	7		3	120-161	5-56	VT	BULGE	B			140.5	30.5	VT	BULGE	B	NR			NR										
9/8/2017	14	14-BA-9-7-219.5-30.5	BA	9	7		4	199-240	5-56	VT	BULGE	B			219.5	30.5	VT	BULGE	B	NR			NR										
9/8/2017	14	14-BA-9-7-58-0	BA	9	7										58	0	VT	P	RI	R			4" HWR		58	0	4	0	4		14-BA-9-7-58-0-1	1	WR
9/12/2017	14	14-BA-9-8-0-57	BA	9	8		1	0	57	VT	P	P			0	57	VT	P	RI	R					0	57	0	4	4		14-BA-9-8-0-57-1	1	WR
9/12/2017	14	14-BA-9-8-223-30.5	BA	9	8		2	206-240	6-55	VT	BULGE	B			223	30.5	VT	BULGE	B	NR													
	14	14-BA-9-8-30-0	BA	9	8										30	0				N/A			Master Feature										
	14	14-BA-9-8-90-0	BA	9	8										90	0				N/A			Master Feature										

			Shell Location			Master Features Legend	TesTex NDE							EEI NDE								Notes	Photo Links	Recommended Repairs								Repair Type Legend
Date	Tank No.	Overall ID	General Location			Master Feature	TesTex Indication ID on Plate	TexTex Reported Indication Location		TesTex NDE		SIMPLIFIED INDICATION TYPE	Minimum Wall Thickness (in)	Depth of Topside Indication(in)	Center of indication: X (in)	Center of indication: Y (in)	Method	Indication Type	SIMPLIFIED INDICATION TYPE	EEI Recommendation (Repair or No Repair)	Minimum Thickness (in)	Depth (in)			Center of Repair: X (in)	Center of Repair: Y (in)	Width or Dia (in)	Height (in)	Length of Weld (in)	Area of PP (sq in)	EEI repair No.	Repair No. on Plate	Repair Type (Patch, Weld, Other)
			Location in Tank	Shell Course	Plate Number			X Coordinate (in)	Y Coordinate (in)	Method	Indication Type																					
	14	14-BA-9-8-150-0	BA	9	8										150	0				N/A			Master Feature										
	14	14-BA-9-8-210-0	BA	9	8										210	0				N/A			Master Feature										
	14	14-BA-9-9-76-29	BA	9	9		1	62-90	7-51	VT	BULGE	B			76	29	VT	BULGE	B	NR													
	14	14-BA-9-9-124-30	BA	9	9		2	108-140	9-51	VT	BULGE	B			124	30	VT	BULGE	B	NR													
	14	14-BA-9-9-174-31.5	BA	9	9		3	160-188	3-60	VT	BULGE	B			174	31.5	VT	BULGE	B	NR													
	14	14-BA-9-9-215-35	BA	9	9		4	190-240	10-60	VT	BULGE	B			215	35	VT	BULGE	B	NR													
	14	14-BA-9-9-24-0	BA	9	9		5	24	0	VT	P	P			24	0	VT	P	RI	NR													
	14	14-BA-9-9-30-0	BA	9	9										30	0				N/A			Master Feature										
	14	14-BA-9-9-90-0	BA	9	9										90	0				N/A			Master Feature										
	14	14-BA-9-9-150-0	BA	9	9										150	0				N/A			Master Feature										
	14	14-BA-9-9-210-0	BA	9	9										210	0				N/A			Master Feature										
	14	14-BA-9-9-146-57	BA	9	9										146	57	VT	P	RI	R					146	57	2	0	2		14-BA-9-9-146-57-1	1	WR
	14	14-BA-9-10-39-0	BA	9	10		1	39	0	BFET	WI	WI			39	0	VT	WI	WI	R					39	0	4	0	4		14-BA-9-10-39-0-1	1	WR
	14	14-BA-9-10-208-0	BA	9	10		2	208	0	BFET	WI	WI			208	0	VT	WI	WI	R					208	0	4	0	4		14-BA-9-10-208-0-2	2	WR
	14	14-BA-9-10-30-0	BA	9	10										30	0				N/A			3" PP										
	14	14-BA-9-10-90-0	BA	9	10										90	0				N/A			3" PP										
	14	14-BA-9-10-150-0	BA	9	10										150	0				N/A			3" PP										
	14	14-BA-9-10-210-0	BA	9	10										210	0				N/A			3" PP										
	14	14-BA-9-10-0-55	BA	9	10										0	55	VT	UC	UC	R					0	55	0	10	10		14-BA-9-10-0-55-3	3	WR
	14	14-BA-9-11-30-0	BA	9	11										30	0				N/A			3" PP										
	14	14-BA-9-11-90-0	BA	9	11										90	0				N/A			3" PP										
	14	14-BA-9-11-150-0	BA	9	11										150	0				N/A			3" PP										
	14	14-BA-9-11-210-0	BA	9	11										210	0				N/A			3" PP										
	14	14-BA-9-11-54-0	BA	9	11										54	0				N/A			3" PP										
	14	14-BA-9-11-0-50	BA	9	11										0	50	VT	RI	RI	R					0	50	0	4	4		14-BA-9-11-0-50-1	1	WR
9/14/2017	14	14-BA-9-12-212-57	BA	9	12		1	212	57	VT	P	P			212	57	VT	P	RI	R					212	57	4	0	4		14-BA-9-12-212-57-1	1	WR
9/14/2017	14	14-BA-9-12-231-0	BA	9	12		2	231	0	BFET	WI	WI			231	0	VT	RI	WI	R					231	0	4	0	4		14-BA-9-12-231-0-2	2	WR
	14	14-BA-9-12-30-0	BA	9	12										30	0				N/A			3" PP										
	14	14-BA-9-12-90-0	BA	9	12										90	0				N/A			3" PP										
	14	14-BA-9-12-150-0	BA	9	12										150	0				N/A			3" PP										
	14	14-BA-9-12-210-0	BA	9	12										210	0				N/A			3" PP										
9/12/2017	14	14-BA-9-13-90-30	BA	9	13		1	90	30	VT	BULGE	B			90	30	VT	BULGE	B	NR													
9/12/2017	14	14-BA-9-13-165-30	BA	9	13		2	165	30	VT	BULGE	B			165	30	VT	BULGE	B	NR													
9/12/2017	14	14-BA-9-13-207-0	BA	9	13		3	207	0	VT	P	P			207	0	VT	P	RI	R					207	0	2	0	2		14-BA-9-13-207-0-1	1	WR
	14	14-BA-9-13-30-0	BA	9	13										30	0				N/A			3" PP										
	14	14-BA-9-13-90-0	BA	9	13										90	0				N/A			3" PP										
	14	14-BA-9-13-150-0	BA	9	13										150	0				N/A			3" PP										
	14	14-BA-9-13-210-0	BA	9	13										210	0				N/A			3" PP										
	14	14-BA-9-13-0-50	BA	9	13										0	50				N/A			3" PP										
	14	14-BA-9-13-92-0	BA	9	13										92	0	VT	P	RI	R			12" PIPE CAP REPAIR		92	0	12	0	37.69911	113.0973	14-BA-9-13-92-0-2	2	PC
9/8/2017	14	14-BA-9-14-181-58	BA	9	14		1	181	58	BFET	WI	WI			181	58	VT	WI	WI	R					181	58	2	0	2		14-BA-9-14-181-58-1	1	WR
9/8/2017	14	14-BA-9-14-92-58	BA	9	14		2	92	58	VT	P	P			92	58	VT	P	RI	NR													
9/8/2017	14	14-BA-9-14-153-0	BA	9	14										153	0	VT	P	RI	R					153	0	2	0	2		14-BA-9-14-153-0-2	2	WR
9/7/2017	14	14-BA-9-15-0-41	BA	9	15		1	0	41	VT	P	P			0	41	VT	P	RI	R					0	41	0	2	2		14-BA-9-15-0-41-1	1	WR
8/31/2017	14	14-BA-9-15-103-0	BA	9	15		1	103	0	VT	P	P			103	0	VT	P	RI	R					103	0	2	0	2		14-BA-9-15-103-0-2	2	WR
8/31/2017	14	14-BA-9-15-169-0	BA	9	15		2	169	0	BFET	WI	WI			169	0	VT	WI	WI	R					169	0	2	0	2		14-BA-9-15-169-0-3	3	WR
8/31/2017	14	14-BA-9-16-0-59	BA	9	16		1	0	59	BFET	WI	WI			0	59	VT	WI	WI	R					0	59	3	0	3		14-BA-9-16-0-59-1	1	WR
8/31/2017	14	14-BA-9-16-92-58	BA	9	16		2	92	58	BFET	WI	WI			92	58	VT	WI	WI	R					92	58	2	0	2		14-BA-9-16-92-58-2	2	WR
8/31/2017	14	14-BA-9-16-70-0	BA	9	16		3	70	0	VT	P	P			70	0	VT	P	RI	NR													
8/31/2017	14	14-BA-9-16-74-2	BA	9	16		4	74	2	VT	P	P			74	2	VT	P	RI	NR													
8/31/2017	14	14-BA-9-16-90-0	BA	9	16		5	90	0	VT	P	P			90	0	VT	P	RI	NR													
8/24/2017	14	14-BA-9-16-226-30	BA	9	16		6	226	30	VT	BULGE	B			226	30	VT	BULGE	B	NR													
8/24/2017	14	14-BA-9-16-156-30	BA	9	16		7	156	30	VT	BULGE	B			156	30	VT	BULGE	B	NR													
8/24/2017	14	14-BA-9-16-148-0	BA	9	16		8	148	0	VT	P	P			148	0	VT	UC	UC	R					148	0	4	0	4		14-BA-9-16-148-0-3	3	WR
8/24/2017	14	14-BA-9-16-154-0	BA	9	16		9	154	0	VT	P	P			154	0	VT	UC	UC	R					154	0	2	0	2		14-BA-9-16-154-0-4	4	WR

			Shell Location			Master Features Legend	TesTex NDE							EEI NDE								Notes	Photo Links	Recommended Repairs								Repair Type Legend
Date	Tank No.	Overall ID	General Location			Master Feature	TesTex Indication ID on Plate	TexTex Reported Indication Location		TesTex NDE		SIMPLIFIED INDICATION TYPE	Minimum Wall Thickness (in)	Depth of Topside Indication(in)	Center of indication: X (in)	Center of indication: Y (in)	Method	Indication Type	SIMPLIFIED INDICATION TYPE	EEI Recommendation (Repair or No Repair)	Minimum Thickness (in)	Depth (in)			Center of Repair: X (in)	Center of Repair: Y (in)	Width or Dia (in)	Height (in)	Length of Weld (in)	Area of PP (sq in)	EEI repair No.	Repair No. on Plate	Repair Type (Patch, Weld, Other)
			Location in Tank	Shell Course	Plate Number			X Coordinate (in)	Y Coordinate (in)	Method	Indication Type																					
8/24/2017	14	14-BA-9-16-168-0	BA	9	16		10	168	0	VT	P	P			168	0	VT	UC	UC	R					168	0	4	0	4		14-BA-9-16-168-0-5	5	WR
8/24/2017	14	14-BA-8-1-84-30	BA	8	1		1	84	30	VT	BULGE	B			84	30	VT	BULGE	B	NR													
8/24/2017	14	14-BA-8-1-144-30	BA	8	1		2	144	30	VT	BULGE	B			144	30	VT	BULGE	B	NR													
8/24/2017	14	14-BA-8-1-224-30	BA	8	1		3	224	30	VT	BULGE	B			224	30	VT	BULGE	B	NR													
8/24/2017	14	14-BA-8-1-24-0	BA	8	1		4	24	0	VT	P	P			24	0	VT	P	RI	R					24	0	4	0	4		14-BA-8-1-24-0-1	1	WR
8/24/2017	14	14-BA-8-1-152-0	BA	8	1		5	152	0	BFET	WI	WI			152	0	VT	WI	WI	R					152	0	4	0	4		14-BA-8-1-152-0-2	2	WR
8/24/2017	14	14-BA-8-1-210-0	BA	8	1		6	210	0	BFET	WI	WI			210	0	VT	WI	WI	R					210	0	6	0	6		14-BA-8-1-210-0-3	3	WR
8/24/2017	14	14-BA-8-2-20-30	BA	8	2		1	20	30	VT	Bulge	B			20	30	VT	Bulge	B	NR													
8/24/2017	14	14-BA-8-2-25-0	BA	8	2		2	25	0	BFET	WI	WI			25	0	VT	RI	WI	R			As Reported		25	0	4	0	4		14-BA-8-2-25-0-1	1	WR
	14	14-BA-8-2-30-0	BA	8	2										30	0				N/A													
	14	14-BA-8-2-90-0	BA	8	2										90	0				N/A													
	14	14-BA-8-2-150-0	BA	8	2										150	0				N/A													
	14	14-BA-8-2-210-0	BA	8	2										210	0				N/A													
8/5/2017	14	14-BA-8-3-31-0	BA	8	3		1	31	0	BFET	WI	WI			31	0	VT	WI	WI	R					31	0	4	0	4		14-BA-8-3-31-0-1	1	WR
9/22/2017	14	14-BA-8-3-30-0	BA	8	3										30	0				N/A			DIAMOND PP										
9/22/2017	14	14-BA-8-3-90-0	BA	8	3										90	0				N/A			DIAMOND PP										
9/22/2017	14	14-BA-8-3-150-0	BA	8	3										150	0				N/A			DIAMOND PP										
9/22/2017	14	14-BA-8-3-210-0	BA	8	3										210	0				N/A			DIAMOND PP										
9/22/2017	14	14-BA-8-3-156-4	BA	8	3										156	4				N/A													
9/22/2017	14	14-BA-8-3-162-0	BA	8	3										162	0				N/A													
8/21/2017	14	14-BA-8-4-102-0	BA	8	4		1	102	0	BFET	WI	WI			102	0	VT	WI	WI	R			4" HWR AR		102	0	4	0	4		14-BA-8-4-102-0-1	1	WR
8/21/2017	14	14-BA-8-4-157-35	BA	8	4		2	148-166	18-52	VT	BULGE	B			157	35	VT	BULGE	B	NR			NR										
8/21/2017	14	14-BA-8-4-221.5-30.5	BA	8	4		3	206-237	4-57	VT	BULGE	B			221.5	30.5	VT	BULGE	B	NR			NR										
8/29/2017	14	14-BA-8-5-159-30	BA	8	5		1	144-174	6-54	VT	BULGE	B			159	30	VT	BULGE	B	NR			NR										
8/29/2017	14	14-BA-8-5-223.5-29	BA	8	5		2	209-238	0-58	VT	BULGE	B			223.5	29	VT	BULGE	B	NR			NR										
8/25/2017	14	14-BA-8-5-202-40	BA	8	5		3	187-217	20-60	VT	BULGE	B			202	40	VT	BULGE	B	NR			NR										
8/29/2017	14	14-BA-8-5-150-58	BA	8	5										150	58	VT	P	RI	R			4" HWR		150	58	4	0	4		14-BA-8-5-150-58-2	2	WR
8/29/2017	14	14-BA-8-5-205-59	BA	8	5										205	59	VT	P	RI	R			8" HWR		205	59	8	0	8		14-BA-8-5-205-59-1	1	WR
8/29/2017	14	14-BA-8-6-15-33.5	BA	8	6		1	0-30	7-60	VT	BULGE	B			15	33.5	VT	BULGE	B	NR			NR										
8/29/2017	14	14-BA-8-6-119-22	BA	8	6		2	102-136	0-44	VT	BULGE	B			119	22	VT	BULGE	B	NR			NR										
8/29/2017	14	14-BA-8-6-165-27	BA	8	6		3	150-180	6-48	VT	BULGE	B			165	27	VT	BULGE	B	NR			NR										
8/29/2017	14	14-BA-8-6-203-0	BA	8	6		4	203	0	VT	P	P			203	0	VT	P	RI	NR			NR										
8/29/2017	14	14-BA-8-6-224-31.5	BA	8	6		5	211-237	6-57	VT	BULGE	B			224	31.5	VT	BULGE	B	NR			NR										
8/29/2017	14	14-BA-8-6-124-4	BA	8	6										124	4	VT	P	RI	R			2" VWR around PP		124	4	0	2	2		14-BA-8-6-124-4-1	1	WR
8/29/2017	14	14-BA-8-6-147-58	BA	8	6										147	58	VT	P	RI	R			3" HWR		147	58	3	0	3		14-BA-8-6-147-58-2	2	WR
9/1/2017	14	14-BA-8-7-17-27.5	BA	8	7		1	3-31	5-50	VT	BULGE	B			17	27.5	VT	BULGE	B	NR			NR										
9/1/2017	14	14-BA-8-7-225-30	BA	8	7		2	210-240	0-60	VT	BULGE	B			225	30	VT	BULGE	B	NR			NR										
9/1/2017	14	14-BA-8-7-154.5-32.5	BA	8	7		3	142-167	10-55	VT	BULGE	B			154.5	32.5	VT	BULGE	B	NR			NR										
9/1/2017	14	14-BA-8-7-223.5-30.5	BA	8	7		4	209-238	5-56	VT	BULGE	B			223.5	30.5	VT	BULGE	B	NR			NR										
9/1/2017	14	14-BA-8-7-205-0	BA	8	7		5	205	0	VT	P	P			205	0	VT	P	RI	NR			NR										
9/8/2017	14	14-BA-8-8-15-32.5	BA	8	8		1	0-30	10-55	VT	BULGE	B			15	32.5	VT	BULGE	B	NR													
9/8/2017	14	14-BA-8-8-102-31	BA	8	8		2	84-120	9-53	VT	BULGE	B			102	31	VT	BULGE	B	NR													
9/8/2017	14	14-BA-8-8-222.5-31	BA	8	8		3	209-236	9-53	VT	BULGE	B			222.5	31	VT	BULGE	B	NR													
	14	14-BA-8-8-30-0	BA	8	8										30	0				N/A			Master Feature										
	14	14-BA-8-8-90-0	BA	8	8										90	0				N/A			Master Feature										
	14	14-BA-8-8-150-0	BA	8	8										150	0				N/A			Master Feature										
	14	14-BA-8-8-210-0	BA	8	8										210	0				N/A			Master Feature										
	14	14-BA-8-9-15-32.5	BA	8	9		1	0-30	10-55	VT	BULGE	B			15	32.5	VT	BULGE	B	NR													
	14	14-BA-8-9-30-0	BA	8	9										30	0				N/A			Master Feature										
	14	14-BA-8-9-90-0	BA	8	9										90	0				N/A			Master Feature										
	14	14-BA-8-9-150-0	BA	8	9										150	0				N/A			Master Feature										
	14	14-BA-8-9-210-0	BA	8	9										210	0				N/A			Master Feature										
	14	14-BA-8-9-126-0	BA	8	9										126	0				N/A			Master Feature										
	14	14-BA-8-9-140-0	BA	8	9										140	0				N/A			Master Feature										
	14	14-BA-8-10-18-30.5	BA	8	10		1	0-36	8-53	VT	BULGE	B			18	30.5	VT	BULGE	B	NR													

			Shell Location			Master Features Legend	TesTex NDE							EEI NDE								Notes	Photo Links	Recommended Repairs								Repair Type Legend
Date	Tank No.	Overall ID	General Location			Master Feature	TesTex Indication ID on Plate	TexTex Reported Indication Location		TesTex NDE		SIMPLIFIED INDICATION TYPE	Minimum Wall Thickness (in)	Depth of Topside Indication(in)	Center of indication: X (in)	Center of indication: Y (in)	Method	Indication Type	SIMPLIFIED INDICATION TYPE	EEI Recommendation (Repair or No Repair)	Minimum Thickness (in)	Depth (in)			Center of Repair: X (in)	Center of Repair: Y (in)	Width or Dia (in)	Height (in)	Length of Weld (in)	Area of PP (sq in)	EEI repair No.	Repair No. on Plate	Repair Type (Patch, Weld, Other)
			Location in Tank	Shell Course	Plate Number			X Coordinate (in)	Y Coordinate (in)	Method	Indication Type																					
	14	14-BA-8-10-52.5-29	BA	8	10		2	30-75	5-53	VT	BULGE	B			52.5	29	VT	BULGE	B	NR													
	14	14-BA-8-10-117-29	BA	8	10		3	98-136	5-53	VT	BULGE	B			117	29	VT	BULGE	B	NR													
	14	14-BA-8-10-90-0	BA	8	10		4	90	0	VT	P	P			90	0	VT	P	RI	R					90	0	3	0	3		14-BA-8-10-90-0-1	1	WR
	14	14-BA-8-10-30-0	BA	8	10										30	0				N/A			3" PP									
	14	14-BA-8-10-90-0	BA	8	10										90	0				N/A			3" PP									
	14	14-BA-8-10-150-0	BA	8	10										150	0				N/A			3" PP									
	14	14-BA-8-10-210-0	BA	8	10										210	0				N/A			3" PP									
	14	14-BA-8-10-187-0	BA	8	10										187	0	VT	RI	RI	R					187	0	4	0	4		14-BA-8-10-187-0-3	3	WR
	14	14-BA-8-10-64-0	BA	8	10										64	0	VT	RI	RI	R			Rounded Indication/LOF		64	0	29	0	29		14-BA-8-10-64-0-2	2	WR
	14	14-BA-8-11-225-30	BA	8	11		1	225	30	VT	BULGE	B			225	30	VT	BULGE	B	NR													
	14	14-BA-8-11-0-12	BA	8	11		2	0	12	VT	P	P			0	12	VT	P	RI	R					0	12	0	4	4		14-BA-8-11-0-12-1	1	WR
	14	14-BA-8-11-30-0	BA	8	11										30	0				N/A			3" PP									
	14	14-BA-8-11-90-0	BA	8	11										90	0				N/A			3" PP									
	14	14-BA-8-11-150-0	BA	8	11										150	0				N/A			3" PP									
	14	14-BA-8-11-210-0	BA	8	11										210	0				N/A			3" PP									
	14	14-BA-8-11-0-23	BA	8	11										0	23	VT	RI	RI	R					0	23	0	4	4		14-BA-8-11-0-23-2	2	WR
9/18/2017	14	14-BA-8-12-131-0	BA	8	12		1	131	0	VT	P	P			131	0	VT	P	RI	R					131	0	2	0	2		14-BA-8-12-131-0-1	1	WR
9/18/2017	14	14-BA-8-12-18-30	BA	8	12		2	18	30	VT	BULGE	B			18	30	VT	BULGE	B	NR													
9/18/2017	14	14-BA-8-12-60-4	BA	8	12		3	60	4	VT	P	P			60	4	VT	P	RI	R					60	3	2	0	2		14-BA-8-12-60-3-2	2	WR
9/18/2017	14	14-BA-8-12-69-0	BA	8	12		4	69	0	VT	P	P			69	0	VT	P	RI	NR													
	14	14-BA-8-12-30-0	BA	8	12										30	0				N/A			3" PP									
	14	14-BA-8-12-90-0	BA	8	12										90	0				N/A			3" PP									
	14	14-BA-8-12-150-0	BA	8	12										150	0				N/A			3" PP									
	14	14-BA-8-12-210-0	BA	8	12										210	0				N/A			3" PP									
	14	14-BA-8-12-102-0	BA	8	12										102	0	VT	P	RI	R					102	0	2	0	2		14-BA-8-12-102-0-3	3	WR
	14	14-BA-8-12-210-57	BA	8	12										210	57	VT	P	RI	R					210	57	12	12	48	144	14-BA-8-12-210-57-4	4	PP
9/12/2017	14	14-BA-8-13-123-0	BA	8	13		1	123	0	VT	P	P			123	0	VT	P	RI	R					123	0	2	0	2		14-BA-8-13-123-0-1	1	WR
9/12/2017	14	14-BA-8-13-24-30	BA	8	13		2	24	30	VT	BULGE	B			24	30	VT	BULGE	B	NR													
	14	14-BA-8-13-30-0	BA	8	13										30	0				N/A			3" PP									
	14	14-BA-8-13-90-0	BA	8	13										90	0				N/A			3" PP									
	14	14-BA-8-13-150-0	BA	8	13										150	0				N/A			3" PP									
	14	14-BA-8-13-210-0	BA	8	13										210	0				N/A			3" PP									
9/12/2017	14	14-BA-8-14-205-1	BA	8	14		1	205	1	VT	TC	TS		0.094	205	1	VT	TS	TS	NR													
9/12/2017	14	14-BA-8-14-150-0	BA	8	14										150	0	VT	P	RI	R					150	0	2	0	2		14-BA-8-14-150-0-1	1	WR
9/8/2017	14		BA	8	15						NRI	NRI					VT			N/A													
9/1/2017	14	14-BA-8-16-146-57	BA	8	16		1	146	57	VT	P	P			146	57	VT	P	RI	R					146	57	3	0	3		14-BA-8-16-146-57-1	1	WR
9/1/2017	14	14-BA-8-16-209-57	BA	8	16		2	209	57	VT	P	P			209	57	VT	P	RI	R					209	57	3	0	3		14-BA-8-16-209-57-2	2	WR
9/1/2017	14	14-BA-8-16-152-0	BA	8	16		3	152	0	VT	P	P			152	0	VT	P	RI	R					152	0	2	0	2		14-BA-8-16-152-0-3	3	WR
9/1/2017	14	14-BA-8-16-178-0	BA	8	16		4	178	0	VT	P	P			178	0	VT	P	RI	NR													
9/1/2017	14	14-BA-8-16-195-0	BA	8	16		5	195	0	VT	P	P			195	0	VT	P	RI	NR													
9/1/2017	14	14-BA-8-16-195-2	BA	8	16		6	195	2	VT	P	P			195	2	VT	P	RI	R					195	2	3	0	3		14-BA-8-16-195-2-4	4	WR
9/1/2017	14	14-BA-8-16-204-0	BA	8	16		7	204	0	VT	P	P			204	0	VT	P	RI	R					204	0	2	0	2		14-BA-8-16-204-0-5	5	WR
9/1/2017	14	14-BA-8-16-30-0	BA	8	16										30	0	VT	P	RI	R					30	0	12	12	48	144	14-BA-8-16-30-0-6	6	PP
8/24/2017	14	14-BA-7-1-4-0	BA	7	1		1	4	0	BFET	WI	WI			4	0	VT	WI	WI	R					4	0	4	0	4		14-BA-7-1-4-0-1	1	WR
8/24/2017	14	14-BA-7-1-68-0	BA	7	1		2	68	0	VT	P	P			68	0	VT	P	RI	R					68	0	4	0	4		14-BA-7-1-68-0-2	2	WR
8/24/2017	14	14-BA-7-1-90-0	BA	7	1		3	90	0	VT	P	P			90	0	VT	P	RI	R					90	0	4	0	4		14-BA-7-1-90-0-3	3	WR
8/24/2017	14	14-BA-7-1-188-0	BA	7	1		4	188	0	BFET	WI	WI			188	0	VT	WI	WI	R					188	0	12	0	12		14-BA-7-1-188-0-4	4	WR
8/5/2017	14	14-BA-7-2-148-2	BA	7	2		1	148	2	VT	TC	TS		0.16	148	2	VT	TC	TS	R			As Reported		148	2	0	4	4		14-BA-7-2-148-2-1	1	WR
8/5/2017	14	14-BA-7-2-181-1	BA	7	2		2	181	1	BFET	WI	WI			181	1	VT	RI	WI	R			As Reported		181	1	3	0	3		14-BA-7-2-181-1-2	2	WR
8/5/2017	14	14-BA-7-2-215-0	BA	7	2		3	215	0	VT	P	P			215	0	VT	P	P	R			As Reported		215	0	4	0	4		14-BA-7-2-215-0-3	3	WR
	14	14-BA-7-2-30-0	BA	7	2										30	0				N/A			Master Feature									
	14	14-BA-7-2-90-0	BA	7	2										90	0				N/A			Master Feature									
	14	14-BA-7-2-150-0	BA	7	2										150	0				N/A			Master Feature									
	14	14-BA-7-2-210-0	BA	7	2										210	0				N/A			Master Feature									
	14	14-BA-7-2-157-0	BA	7	2										157	0				N/A			Master Feature									

			Shell Location			Master Features Legend	TesTex NDE							EEI NDE								Notes	Photo Links	Recommended Repairs								Repair Type Legend
			General Location					TexTex Reported Indication Location		TesTex NDE																							
Date	Tank No.	Overall ID	Location in Tank	Shell Course	Plate Number	Master Feature	TesTex Indication ID on Plate	X Coordinate (in)	Y Coordinate (in)	Method	Indication Type	SIMPLIFIED INDICATION TYPE	Minimum Wall Thickness (in)	Depth of Topside Indication(in)	Center of indication: X (in)	Center of indication: Y (in)	Method	Indication Type	SIMPLIFIED INDICATION TYPE	EEI Recommendation (Repair or No Repair)	Minimum Thickness (in)	Depth (in)			Center of Repair: X (in)	Center of Repair: Y (in)	Width or Dia (in)	Height (in)	Length of Weld (in)	Area of PP (sq in)	EEI repair No.	Repair No. on Plate	Repair Type (Patch, Weld, Other)
	14	14-BA-7-2-182-0	BA	7	2										182	0				N/A			Master Feature										
	14	14-BA-7-2-240-2	BA	7	2										240	2				N/A			Master Feature										
	14	14-BA-7-2-156-2	BA	7	2										156	2	VT	WI	WI	R					156	2	0	2	2		14-BA-7-2-156-2-4	4	WR
8/21/2017	14	14-BA-7-3-52-0	BA	7	3		1	52	0	BFET	WI	WI			52	0	VT	WI	WI	R					52	0	6	0	6		14-BA-7-3-52-0-1	1	WR
8/21/2017	14	14-BA-7-3-220-0	BA	7	3		2	220	0	BFET	WI	WI			220	0	VT	WI	WI	R					220	0	4	0	4		14-BA-7-3-220-0-2	2	WR
9/22/2017	14	14-BA-7-3-30-0	BA	7	3										30	0				N/A			DIAMOND PP										
9/22/2017	14	14-BA-7-3-90-0	BA	7	3										90	0				N/A			DIAMOND PP										
9/22/2017	14	14-BA-7-3-150-0	BA	7	3										150	0				N/A			DIAMOND PP										
9/22/2017	14	14-BA-7-3-210-0	BA	7	3										210	0				N/A			DIAMOND PP										
9/22/2017	14	14-BA-7-3-0-2	BA	7	3										0	2				N/A			3"PP										
9/22/2017	14	14-BA-7-3-35-0	BA	7	3										35	0	VT	P	RI	R					35	0	3	0	3		14-BA-7-3-35-0-3	3	WR
8/25/2017	14	14-BA-7-4-225-51	BA	7	4		1	210-240	45-57	VT	BULGE	B			225	51	VT	BULGE	B	NR			NR										
8/25/2017	14	14-BA-7-4-5-0	BA	7	4										5	0	VT	P	RI	R			4" HWR		5	0	4	0	4		14-BA-7-4-5-0-1	1	WR
8/29/2017	14		BA	7	5						NRI	NRI								N/A													
8/29/2017	14	14-BA-7-5-150-0	BA	7	5										150	0	VT	P	RI	R			2" HWR		150	0	2	0	2		14-BA-7-5-150-0-1	1	WR
9/1/2017	14	14-BA-7-6-24-0	BA	7	6		1	24	0	VT	P	P			24	0	VT	P	RI	NR			NR										
9/1/2017	14	14-BA-7-6-16.5-31	BA	7	6		2	4-29	7-55	VT	BULGE	B			16.5	31	VT	BULGE	B	NR			NR										
9/1/2017	14	14-BA-7-6-84-29.5	BA	7	6		3	72-96	8-51	VT	BULGE	B			84	29.5	VT	BULGE	B	NR			NR										
9/1/2017	14	14-BA-7-6-134.5-34	BA	7	6		4	110-159	8-60	VT	BULGE	B			134.5	34	VT	BULGE	B	NR			NR										
9/1/2017	14	14-BA-7-6-215-30	BA	7	6		5	190-240	0-60	VT	BULGE	B			215	30	VT	BULGE	B	NR			NR										
9/8/2017	14	14-BA-7-7-223.5-29.5	BA	7	7		1	207-240	5-54	VT	BULGE	B			223.5	29.5	VT	BULGE	B	NR			NR										
9/8/2017	14	14-BA-7-7-28-59	BA	7	7										28	59	VT	UC	UC	R			2" WR		28	59	2	0	2		14-BA-7-7-28-59-1	1	WR
9/12/2017	14	14-BA-7-8-13.5-9.5	BA	7	8		1	1-26	3-16	VT	BULGE	B			13.5	9.5	VT	BULGE	B	NR													
9/12/2017	14	14-BA-7-8-223.5-30	BA	7	8		2	207-240	0-60	VT	BULGE	B			223.5	30	VT	BULGE	B	NR													
	14	14-BA-7-8-30-0	BA	7	8										30	0				N/A			Master Feature										
	14	14-BA-7-8-90-0	BA	7	8										90	0				N/A			Master Feature										
	14	14-BA-7-8-150-0	BA	7	8										150	0				N/A			Master Feature										
	14	14-BA-7-8-210-0	BA	7	8										210	0				N/A			Master Feature										
	14	14-BA-7-9-228-0	BA	7	9		1	228	0	VT	P	P			228	0	VT	P	RI	R					228	0	4	0	4		14-BA-7-9-228-0-1	1	WR
	14	14-BA-7-9-215-28.5	BA	7	9		2	190-240	0-57	VT	BULGE	B			215	28.5	VT	BULGE	B	NR													
	14	14-BA-7-9-144.5-30	BA	7	9		3	125-164	6-54	VT	BULGE	B			144.5	30	VT	BULGE	B	NR													
	14	14-BA-7-9-30-0	BA	7	9										30	0				N/A			Master Feature										
	14	14-BA-7-9-90-0	BA	7	9										90	0				N/A			Master Feature										
	14	14-BA-7-9-150-0	BA	7	9										150	0				N/A			Master Feature										
	14	14-BA-7-9-210-0	BA	7	9										210	0				N/A			Master Feature										
	14	14-BA-7-9-54-0	BA	7	9										54	0				N/A			Master Feature										
	14	14-BA-7-10-0-3	BA	7	10		1	0	3	VT	P	P			0	3	VT	P	RI	R					0	4	0	8	8		14-BA-7-10-0-4-1	1	WR
	14	14-BA-7-10-79-1	BA	7	10		2	1	79	BFET	WI	WI			79	1	VT	WI	WI	R					79	1	4	0	4		14-BA-7-10-79-1-2	2	WR
	14	14-BA-7-10-82-0	BA	7	10		3	0	82	BFET	WI	WI			82	0	VT	WI	WI	R					82	0	4	0	4		14-BA-7-10-82-0-3	3	WR
	14	14-BA-7-10-228-0	BA	7	10		4	228	0	VT	P	P			228	0	VT	P	RI	R					228	0	4	0	4		14-BA-7-10-228-0-4	4	WR
	14	14-BA-7-10-30-0	BA	7	10										30	0				N/A			3" PP										
	14	14-BA-7-10-90-0	BA	7	10										90	0				N/A			3" PP										
	14	14-BA-7-10-150-0	BA	7	10										150	0				N/A			3" PP										
	14	14-BA-7-10-210-0	BA	7	10										210	0				N/A			3" PP										
	14	14-BA-7-10-147-59	BA	7	10										147	59	VT	P	RI	R					147	59	4	0	4		14-BA-7-10-147-59-5	5	WR
	14	14-BA-7-10-150-59	BA	7	10										150	59	VT	LOF	LOF	R					150	59	4	0	4		14-BA-7-10-150-59-6	6	WR
	14	14-BA-7-11-184-4	BA	7	11		1	184	4	vt	P	P			184	4	VT	P	RI	R					184	4	3	0	3		14-BA-7-11-184-4-1	1	WR
	14	14-BA-7-11-30-0	BA	7	11										30	0				N/A			3" PP										
	14	14-BA-7-11-90-0	BA	7	11										90	0				N/A			3" PP										
	14	14-BA-7-11-150-0	BA	7	11										150	0				N/A			3" PP										
	14	14-BA-7-11-210-0	BA	7	11										210	0				N/A			3" PP										
9/15/2017	14	14-BA-7-12-146-57	BA	7	12		1	146	57	BFET	WI	WI			146	57	VT	WI	WI	R					146	57	2	0	2		14-BA-7-12-146-57-1	1	WR
	14	14-BA-7-12-30-0	BA	7	12										30	0				N/A			3" PP										
	14	14-BA-7-12-90-0	BA	7	12										90	0				N/A			3" PP										
	14	14-BA-7-12-150-0	BA	7	12										150	0				N/A			3" PP										

			Shell Location			Master Features Legend	TesTex NDE							EEI NDE								Notes	Photo Links	Recommended Repairs								Repair Type Legend
			General Location					TexTex Reported Indication Location		TesTex NDE																							
Date	Tank No.	Overall ID	Location in Tank	Shell Course	Plate Number	Master Feature	TesTex Indication ID on Plate	X Coordinate (in)	Y Coordinate (in)	Method	Indication Type	SIMPLIFIED INDICATION TYPE	Minimum Wall Thickness (in)	Depth of Topside Indication(in)	Center of Indication: X (in)	Center of Indication: Y (in)	Method	Indication Type	SIMPLIFIED INDICATION TYPE	EEI Recommendation (Repair or No Repair)	Minimum Thickness (in)	Depth (in)			Center of Repair: X (in)	Center of Repair: Y (in)	Width or Dia (in)	Height (in)	Length of Weld (in)	Area of PP (sq in)	EEI repair No.	Repair No. on Plate	Repair Type (Patch, Weld, Other)
	14	14-BA-7-12-210-0	BA	7	12										210	0				N/A			3" PP										
	14	14-BA-7-12-90-0	BA	7	12										90	0	VT	P	RI	R			12" Diameter Pipe Cap Rep.		90	0	12	0	37.69911	113.0973	14-BA-7-12-90-0-2	2	PC
9/12/2017	14	14-BA-7-13-51-0	BA	7	13		1	51	0	BFET	WI	WI			51	0	VT	RI	WI	R					51	0	6	0	6		14-BA-7-13-51-0-1	1	WR
	14	14-BA-7-13-30-0	BA	7	13										30	0				N/A			3" PP										
	14	14-BA-7-13-90-0	BA	7	13										90	0				N/A			3" PP										
	14	14-BA-7-13-150-0	BA	7	13										150	0				N/A			3" PP										
	14	14-BA-7-13-210-0	BA	7	13										210	0				N/A			3" PP										
9/8/2017	14		BA	7	14						NRI	NRI								N/A													
9/8/2017	14	14-BA-7-14-215-0	BA	7	14										215	0	VT	LOF,P	LOF	R					215	0	2	0	2		14-BA-7-14-215-0-2	2	WR
9/8/2017	14	14-BA-7-14-50-0	BA	7	14										50	0	VT	P	RI	R					50	0	2	0	2		14-BA-7-14-50-0-1	1	WR
9/1/2017	14		BA	7	15						NRI	NRI								N/A													
9/1/2017	14	14-BA-7-15-21-57	BA	7	15										21	57	VT	P	RI	R					21	57	2	0	2		14-BA-7-15-21-57-1	1	WR
9/1/2017	14	14-BA-7-16-25-0	BA	7	16		1	25	0	VT	P	P			25	0	VT	P	P	NR													
9/1/2017	14	14-BA-7-16-80-0	BA	7	16		2	80	0	VT	P	P			80	0	VT	P	P	NR													
8/24/2017	14	14-BA-7-16-152-0	BA	7	16		3	152	0	VT	P	P			152	0	VT	P	RI	R					152	0	2	0	2		14-BA-7-16-152-0-1	1	WR
8/24/2017	14	14-BA-7-16-230-0	BA	7	16		4	230	0	BFET	WI	WI			230	0	VT	WI	WI	R					230	0	4	0	4		14-BA-7-16-230-0-2	2	WR
8/24/2017	14	14-BA-6-1-215-58	BA	6	1		1	215	58	VT	P	P			215	58	VT	P	RI	R					215	58	2	0	2		14-BA-6-1-215-58-1	1	WR
8/24/2017	14	14-BA-6-1-0-88	BA	6	1		2	0	88	VT	UC	UC		0.15	0	88	VT	UC	UC	R					0	88	4	0	4		14-BA-6-1-0-88-2	2	WR
8/24/2017	14	14-BA-6-1-0-113	BA	6	1		3	0	113	BFET	WI	WI			0	113	VT	WI	WI	R					0	113	4	0	4		14-BA-6-1-0-113-3	3	WR
8/24/2017	14	14-BA-6-2-0-8	BA	6	2		1	0	8	VT	P	P			0	8	VT	P	P	R			As Reported		0	8	0	4	4		14-BA-6-2-0-8-1	1	WR
8/24/2017	14	14-BA-6-2-30-0	BA	6	2		2	30	0	VT	P	P			30	0	VT	P	P	R			As Reported		30	0	4	0	4		14-BA-6-2-30-0-2	2	WR
8/24/2017	14	14-BA-6-2-54-0	BA	6	2		3	54	0	VT	P	P			54	0	VT	P	P	R			As Reported		54	0	4	0	4		14-BA-6-2-54-0-3	3	WR
	14	14-BA-6-2-30-0	BA	6	2										30	0				N/A			Master Feautre										
	14	14-BA-6-2-90-0	BA	6	2										90	0				N/A			Master Feautre										
	14	14-BA-6-2-150-0	BA	6	2										150	0				N/A			Master Feautre										
	14	14-BA-6-2-210-0	BA	6	2										210	0				N/A			Master Feautre										
	14	14-BA-6-2-210-0	BA	6	2										210	0	VT	P	RI	R					210	0	2	0	2		14-BA-6-2-210-0-4	4	WR
8/5/2017	14	14-BA-6-3-144-0	BA	6	3		1	144	0	VT	UC	UC		0.16	144	0	VT	UC	UC	NR													
9/22/2017	14	14-BA-6-3-30-0	BA	6	3										30	0				N/A			DIAMOND PP										
9/22/2017	14	14-BA-6-3-90-0	BA	6	3										90	0				N/A			DIAMOND PP										
9/22/2017	14	14-BA-6-3-150-0	BA	6	3										150	0				N/A			DIAMOND PP										
9/22/2017	14	14-BA-6-3-210-0	BA	6	3										210	0				N/A			DIAMOND PP										
9/22/2017	14	14-BA-6-3-57-145	BA	6	3										57	145				N/A			3"PP										
8/22/2017	14	14-BA-6-4-13.5-0	BA	6	4		1	2-25	0	BFET	WI	WI			13.5	0	VT	WI	WI	R			28" HWR		15	0	28	0	28		14-BA-6-4-15-0-1	1	WR
8/22/2017	14	14-BA-6-4-170-27	BA	6	4		2	155-185	0-54	VT	BULGE	B			170	27	VT	BULGE	B	NR			NR										
8/22/2017	14	14-BA-6-4-220-33	BA	6	4		3	205-235	12-54	VT	BULGE	B			220	33	VT	BULGE	B	NR			NR										
8/29/2017	14	14-BA-6-5-222.5-31	BA	6	5		1	209-236	6-56	VT	BULGE	B			222.5	31	VT	BULGE	B	NR			NR										
8/29/2017	14	14-BA-6-5-151-34.5	BA	6	5		2	138-164	14-55	VT	BULGE	B			151	34.5	VT	BULGE	B	NR			NR										
8/25/2017	14	14-BA-6-5-15.5-35	BA	6	5		3	2-29	10-60	VT	BULGE	B			15.5	35	VT	BULGE	B	NR			NR										
8/25/2017	14	14-BA-6-5-150-57	BA	6	5										150	57	VT	P	RI	R			2" HWR		150	57	2	0	2		14-BA-6-5-150-57-1	1	WR
8/29/2017	14	14-BA-6-6-16-31	BA	6	6		1	0-32	7-55	VT	BULGE	B			16	31	VT	BULGE	B	NR			NR										
8/29/2017	14	14-BA-6-6-89-29	BA	6	6		2	70-108	10-48	VT	BULGE	B			89	29	VT	BULGE	B	NR			NR										
8/29/2017	14	14-BA-6-6-155.5-33	BA	6	6		3	145-166	10-56	VT	BULGE	B			155.5	33	VT	BULGE	B	NR			NR										
8/29/2017	14	14-BA-6-6-222.5-31	BA	6	6		4	208-237	7-55	VT	BULGE	B			222.5	31	VT	BULGE	B	NR			NR										
8/29/2017	14	14-BA-6-6-205-0	BA	6	6		5	205	0	VT	P	P			205	0	VT	P	RI	NR			NR										
9/1/2017	14	14-BA-6-7-17.5-30	BA	6	7		1	0-35	0-60	VT	BULGE	B			17.5	30	VT	BULGE	B	NR			NR										
9/1/2017	14	14-BA-6-7-100-30	BA	6	7		2	80-120	0-60	VT	BULGE	B			100	30	VT	BULGE	B	NR			NR										
9/1/2017	14	14-BA-6-7-144-0	BA	6	7		3	144	0	VT	P	P			144	0	VT	P	RI	R			4" HWR AR		144	0	4	0	4		14-BA-6-7-144-0-1	1	WR
9/1/2017	14	14-BA-6-7-227.5-32.5	BA	6	7		4	218-237	9-56	VT	BULGE	B			227.5	32.5	VT	BULGE	B	NR			NR										
9/1/2017	14	14-BA-6-7-214-0	BA	6	7		5	214	0	BFET	WI	WI			214	0	VT	WI	WI	R			4" HWR AR		214	0	4	0	4		14-BA-6-7-214-0-2	2	WR
9/9/2017	14	14-BA-6-8-224.5-32.5	BA	6	8		1	212-237	10-55	VT	BULGE	B			224.5	32.5	VT	BULGE	B	NR													
	14	14-BA-6-8-30-0	BA	6	8										30	0				N/A			Master Feature										
	14	14-BA-6-8-90-0	BA	6	8										90	0				N/A			Master Feature										
	14	14-BA-6-8-150-0	BA	6	8										150	0				N/A			Master Feature										
	14	14-BA-6-8-210-0	BA	6	8										210	0				N/A			Master Feature										

			Shell Location			Master Features Legend	TesTex NDE								EEI NDE								Notes	Photo Links	Recommended Repairs								Repair Type Legend
			General Location					TexTex Reported Indication Location		TesTex NDE																								
Date	Tank No.	Overall ID	Location in Tank	Shell Course	Plate Number	Master Feature	TesTex Indication ID on Plate	X Coordinate (in)	Y Coordinate (in)	Method	Indication Type	SIMPLIFIED INDICATION TYPE	Minimum Wall Thickness (in)	Depth of Topside Indication(in)	Center of Indication: X (in)	Center of Indication: Y (in)	Method	Indication Type	SIMPLIFIED INDICATION TYPE	EEI Recommendation (Repair or No Repair)	Minimum Thickness (in)	Depth (in)			Center of Repair: X (in)	Center of Repair: Y (in)	Width or Dia (in)	Height (in)	Length of Weld (in)	Area of PP (sq in)	EEI repair No.	Repair No. on Plate	Repair Type (Patch, Weld, Other)
	14	14-BA-6-8-0-54	BA	6	8										0	54				N/A			Master Feature										
	14	14-BA-6-8-0-45	BA	6	8										0	45				N/A			Master Feature										
	14	14-BA-6-8-0-36	BA	6	8										0	36				N/A			Master Feature										
	14	14-BA-6-9-19.5-32.5	BA	6	9		1	0-39	10-55	VT	BULGE	B			19.5	32.5	VT	BULGE	B	NR													
	14	14-BA-6-9-100-0	BA	6	9		2	100	0	VT	P	P			100	0	VT	LOF	LOF	R					100	0	4	0	4		14-BA-6-9-100-0-1	1	WR
	14	14-BA-6-9-117.5-50	BA	6	9		3	115-120	40-60	VT	Dent	D			117.5	50	VT	DENT	D	NR													
	14	14-BA-6-9-225-31.5	BA	6	9		4	212-238	8-55	VT	BULGE	B			225	31.5	VT	BULGE	B	NR													
	14	14-BA-6-9-30-0	BA	6	9										30	0				N/A			Master Feature										
	14	14-BA-6-9-90-0	BA	6	9										90	0				N/A			Master Feature										
	14	14-BA-6-9-150-0	BA	6	9										150	0				N/A			Master Feature										
	14	14-BA-6-9-210-0	BA	6	9										210	0				N/A			Master Feature										
	14	14-BA-6-10-18-31.5	BA	6	10		1	0-36	8-55	VT	BULGE	B			18	31.5	VT	BULGE	B	NR													
	14	14-BA-6-10-147-58	BA	6	10		2	147	58	BFET	WI	WI			147	58	VT	WI	WI	R					147	58	4	0	4		14-BA-6-10-147-58-1	1	WR
	14	14-BA-6-10-30-0	BA	6	10										30	0				N/A			3" PP										
	14	14-BA-6-10-90-0	BA	6	10										90	0				N/A			3" PP										
	14	14-BA-6-10-150-0	BA	6	10										150	0				N/A			3" PP										
	14	14-BA-6-10-210-0	BA	6	10										210	0				N/A			3" PP										
	14	14-BA-6-11-187-0	BA	6	11		1	187	0	BFET	WI	WI			187	0	VT	WI	WI	R					187	0	4	0	4		14-BA-6-11-187-0-1	1	WR
	14	14-BA-6-11-110-30	BA	6	11		2	110	30	VT	BULGE	B			110	30	VT	BULGE	B	NR													
	14	14-BA-6-11-30-0	BA	6	11										30	0				N/A			3" PP										
	14	14-BA-6-11-90-0	BA	6	11										90	0				N/A			3" PP										
	14	14-BA-6-11-150-0	BA	6	11										150	0				N/A			3" PP										
	14	14-BA-6-11-210-0	BA	6	11										210	0				N/A			3" PP										
	14	14-BA-6-11-92-2	BA	6	11										92	2	VT	LOF	LOF	R					92	2	4	0	4		14-BA-6-11-92-2-2	2	WR
	14	14-BA-6-12-30-0	BA	6	12										30	0				N/A			3" PP										
	14	14-BA-6-12-90-0	BA	6	12										90	0				N/A			3" PP										
	14	14-BA-6-12-150-0	BA	6	12										150	0				N/A			3" PP										
	14	14-BA-6-12-210-0	BA	6	12										210	0				N/A			3" PP										
9/12/2017	14	14-BA-6-13-174-0	BA	6	13		1	174	0	VT	P	P			174	0	VT	P	RI	R					174	0	2	0	2		14-BA-6-13-174-0-1	1	WR
9/12/2017	14	14-BA-6-13-0-38	BA	6	13		2	0	38	VT	P	P			0	38	VT	P	RI	NR													
	14	14-BA-6-13-30-0	BA	6	13										30	0				N/A			3" PP										
	14	14-BA-6-13-90-0	BA	6	13										90	0				N/A			3" PP										
	14	14-BA-6-13-150-0	BA	6	13										150	0				N/A			3" PP										
	14	14-BA-6-13-210-0	BA	6	13										210	0				N/A			3" PP										
9/12/2017	14	14-BA-6-14-196-0	BA	6	14		1	196	0	VT	P	P			196	0	VT	P	RI	R					216	0	2	0	2		14-BA-6-14-216-0-1	1	WR
9/8/2017	14	14-BA-6-15-50-0	BA	6	15		1	50	0	VT	P	P			50	0	VT	P	RI	NR													
9/8/2017	14	14-BA-6-15-92-0	BA	6	15		2	92	0	VT	P	P			92	0	VT	P	RI	R					92	0	2	0	2		14-BA-6-15-92-0-1	1	WR
9/8/2017	14	14-BA-6-15-106-0	BA	6	15		3	106	0	BFET	WI	WI			106	0	VT	WI	WI	NR													
9/1/2017	14	14-BA-6-16-0-3	BA	6	16		1	0	3	BFET	WI	WI			0	3	VT	WI	WI	R					0	3	0	2	2		14-BA-6-16-0-3-1	1	WR
9/1/2017	14	14-BA-6-16-0-13	BA	6	16		2	0	13	BFET	WI	WI			0	13	VT	WI	WI	R					0	13	0	2	2		14-BA-6-16-0-13-2	2	WR
9/1/2017	14	14-BA-6-16-142-59	BA	6	16		3	142	59	BFET	WI	WI			142	59	VT	WI	WI	R					142	59	12	12	48	144	14-BA-6-16-142-59-3	3	PP
9/1/2017	14	14-BA-6-16-110-0	BA	6	16		4	106-114	0	BFET	WI	WI			110	0	VT	WI	WI	R					110	0	8	0	8		14-BA-6-16-110-0-4	4	WR
9/1/2017	14	14-BA-6-16-162-0	BA	6	16		5	162	0	VT	P	P			162	0	VT	P	RI	NR													
9/1/2017	14	14-BA-6-16-216-0	BA	6	16		6	216	0	VT	P	P			216	0	VT	P	RI	NR													
9/1/2017	14	14-BA-6-16-98-30	BA	6	16		7	98	30	VT	Bulge	B			98	30	VT	BULGE	B	NR													
9/1/2017	14	14-BA-6-16-147-58	BA	6	16		8	47	58	BFET	WI	WI			147	58	VT	WI	WI	R					144	58	3	0	3		14-BA-6-16-144-58-5	5	WR
9/1/2017	14	14-BA-6-16-213-57	BA	6	16		9	213	57	BFET	WI	WI			213	57	VT	WI	WI	R					213	57	2	0	2		14-BA-6-16-213-57-6	6	WR
8/25/2017	14	14-BA-5-1-92-58	BA	5	1		1	92	58	VT	P	P			92	58	VT	P	RI	R					92	58	4	0	4		14-BA-5-1-92-58-1	1	WR
8/25/2017	14	14-BA-5-1-90-30	BA	5	1		2	90	30	VT	BULGE	B			90	30	VT	BULGE	B	NR													
8/25/2017	14	14-BA-5-1-146-30	BA	5	1		3	146	30	VT	BULGE	B			146	30	VT	BULGE	B	NR													
8/25/2017	14	14-BA-5-1-145-0	BA	5	1		4	145	0	BFET	WI	WI			145	0	VT	WI	WI	R					145	0	4	0	4		14-BA-5-1-145-0-2	2	WR
	14	14-BA-5-2-236-40	BA	5	2										236	40				N/A			Master Feature										
	14	14-BA-5-2-0-12	BA	5	2										0	12				N/A			Master Feature										
	14	14-BA-5-2-0-16	BA	5	2										0	16				N/A			Master Feature										
	14	14-BA-5-2-30-0	BA	5	2										30	0				N/A			Master Feature										

			Shell Location			Master Features Legend	TesTex NDE								EEI NDE								Notes	Photo Links	Recommended Repairs								Repair Type Legend
			General Location					TexTex Reported Indication Location		TesTex NDE																								
Date	Tank No.	Overall ID	Location in Tank	Shell Course	Plate Number	Master Feature	TesTex Indication ID on Plate	X Coordinate (in)	Y Coordinate (in)	Method	Indication Type	SIMPLIFIED INDICATION TYPE	Minimum Wall Thickness (in)	Depth of Topside Indication(in)	Center of Indication: X (in)	Center of Indication: Y (in)	Method	Indication Type	SIMPLIFIED INDICATION TYPE	EEI Recommendation (Repair or No Repair)	Minimum Thickness (in)	Depth (in)			Center of Repair: X (in)	Center of Repair: Y (in)	Width or Dia (in)	Height (in)	Length of Weld (in)	Area of PP (sq in)	EEI repair No.	Repair No. on Plate	Repair Type (Patch, Weld, Other)
	14	14-BA-5-2-90-0	BA	5	2										90	0				N/A			Master Feature										
	14	14-BA-5-2-150-0	BA	5	2										150	0				N/A			Master Feature										
	14	14-BA-5-2-210-0	BA	5	2										210	0				N/A			Master Feature										
8/5/2017	14		BA	5	2						NRI	NRI								N/A													
8/22/2017	14	14-BA-5-3-234-0	BA	5	3		1	234	0	BFET	WI	WI			234	0	VT	WI	WI	R					234	0	8	0	8		14-BA-5-3-234-0-3	3	WR
9/22/2017	14	14-BA-5-3-30-0	BA	5	3										30	0				N/A			DIAMOND PP										
9/22/2017	14	14-BA-5-3-90-0	BA	5	3										90	0				N/A			DIAMOND PP										
9/22/2017	14	14-BA-5-3-150-0	BA	5	3										150	0				N/A			DIAMOND PP										
9/22/2017	14	14-BA-5-3-210-0	BA	5	3										210	0				N/A			DIAMOND PP										
9/22/2017	14	14-BA-5-3-20-0	BA	5	3										20	0				N/A			6"PP										
9/22/2017	14	14-BA-5-3-47-0	BA	5	3										47	0				N/A			6"PP										
9/22/2017	14	14-BA-5-3-58-0	BA	5	3										58	0				N/A			6"PP										
9/22/2017	14	14-BA-5-3-0-52	BA	5	3										0	52	VT	P	RI	R					0	52	0	4	4		14-BA-5-3-0-52-1	1	WR
9/22/2017	14	14-BA-5-3-90-59	BA	5	3										90	59	VT	P	RI	R					90	59	4	0	4		14-BA-5-3-90-59-2	2	WR
8/26/2017	14	14-BA-5-4-88-28	BA	5	4		1	69-107	10-46	VT	BULGE	B			88	28	VT	BULGE	B	NR			NR										
8/26/2017	14	14-BA-5-4-152-36	BA	5	4		2	134-170	18-54	VT	BULGE	B			152	36	VT	BULGE	B	NR			NR										
8/26/2017	14	14-BA-5-4-216-36	BA	5	4		3	198-234	20-52	VT	BULGE	B			216	36	VT	BULGE	B	NR			NR										
8/30/2017	14	14-BA-5-5-48.5-30	BA	5	5		1	32-65	5-55	VT	BULGE	B			48.5	30	VT	BULGE	B	NR			NR										
8/30/2017	14	14-BA-5-5-95-27	BA	5	5		2	82-108	3-51	VT	BULGE	B			95	27	VT	BULGE	B	NR			NR										
8/30/2017	14	14-BA-5-5-227.5-27.5	BA	5	5		3	215-240	3-52	VT	BULGE	B			227.5	27.5	VT	BULGE	B	NR			NR										
8/30/2017	14	14-BA-5-5-45-0	BA	5	5										45	0	VT	P	RI	R			4" HWR		45	0	4	0	4		14-BA-5-5-45-0-1	1	WR
9/5/2017	14	14-BA-5-6-6-0	BA	5	6		1	6	0	BFET	WI	WI			6	0	VT	WI	WI	R			2" HWR AR		6	0	2	0	2		14-BA-5-6-6-0-1	1	WR
9/5/2017	14	14-BA-5-6-26-0	BA	5	6		2	26	0	BFET	WI	WI			26	0	VT	WI	WI	R			2" HWR AR		26	0	2	0	2		14-BA-5-6-26-0-2	2	WR
9/5/2017	14	14-BA-5-6-21-29.5	BA	5	6		3	6-36	6-53	VT	BULGE	B			21	29.5	VT	BULGE	B	NR			NR										
9/5/2017	14	14-BA-5-6-74-25.5	BA	5	6		4	60-88	3-48	VT	BULGE	B			74	25.5	VT	BULGE	B	NR			NR										
9/5/2017	14	14-BA-5-6-120-27.5	BA	5	6		5	100-140	6-49	VT	BULGE	B			120	27.5	VT	BULGE	B	NR			NR										
9/5/2017	14	14-BA-5-6-176-30	BA	5	6		6	152-200	0-60	VT	BULGE	B			176	30	VT	BULGE	B	NR			NR										
9/5/2017	14	14-BA-5-6-222-30	BA	5	6		7	204-240	0-60	VT	BULGE	B			222	30	VT	BULGE	B	NR			NR										
9/5/2017	14	14-BA-5-6-206-0	BA	5	6		8	206	0	VT	P	P			206	0	VT	P	RI	R			4" HWR AR		206	0	4	0	4		14-BA-5-6-206-0-3	3	WR
9/8/2017	14	14-BA-5-7-16.5-25	BA	5	7		1	3-30	5-45	VT	BULGE	B			16.5	25	VT	BULGE	B	NR			NR										
9/8/2017	14	14-BA-5-7-85.5-30	BA	5	7		2	72-99	10-50	VT	BULGE	B			85.5	30	VT	BULGE	B	NR			NR										
9/8/2017	14	14-BA-5-7-146-30.5	BA	5	7		3	137-155	7-54	VT	BULGE	B			146	30.5	VT	BULGE	B	NR			NR										
9/8/2017	14	14-BA-5-7-221.5-30.5	BA	5	7		4	203-240	5-56	VT	BULGE	B			221.5	30.5	VT	BULGE	B	NR			NR										
9/8/2017	14	14-BA-5-7-84-0	BA	5	7		5	84	0	VT	P	P			84	0	VT	P	RI	R			4" HWR AR		84	0	4	0	4		14-BA-5-7-84-0-1	1	WR
9/8/2017	14	14-BA-5-7-232-0	BA	5	7										232	0	VT	P	RI	R			4" HWR		232	0	4	0	4		14-BA-5-7-232-0-2	2	WR
9/13/2017	14	14-BA-5-8-84-28.5	BA	5	8		1	74-94	8-49	VT	BULGE	B			84	28.5	VT	BULGE	B	NR													
9/13/2017	14	14-BA-5-8-134.5-30.5	BA	5	8		2	124-145	8-53	VT	BULGE	B			134.5	30.5	VT	BULGE	B	NR													
9/13/2017	14	14-BA-5-8-220-23	BA	5	8		3	210-230	0-46	VT	BULGE	B			220	23	VT	BULGE	B	NR													
	14	14-BA-5-8-30-0	BA	5	8										30	0				N/A			Master Feature										
	14	14-BA-5-8-90-0	BA	5	8										90	0				N/A			Master Feature										
	14	14-BA-5-8-150-0	BA	5	8										150	0				N/A			Master Feature										
	14	14-BA-5-8-210-0	BA	5	8										210	0				N/A			Master Feature										
	14	14-BA-5-8-235-45	BA	5	8										235	45				N/A			Master Feature										
	14	14-BA-5-9-102-19.5	BA	5	9		1	88-116	4-35	VT	BULGE	B			102	19.5	VT	BULGE	B	NR													
	14	14-BA-5-9-151-30	BA	5	9		2	136-166	9-51	VT	BULGE	B			151	30	VT	BULGE	B	NR													
	14	14-BA-5-9-206.5-28.5	BA	5	9		3	198-215	4-53	VT	BULGE	B			206.5	28.5	VT	BULGE	B	NR													
	14	14-BA-5-9-30-0	BA	5	9										30	0				N/A			Master Feature										
	14	14-BA-5-9-90-0	BA	5	9										90	0				N/A			Master Feature										
	14	14-BA-5-9-150-0	BA	5	9										150	0				N/A			Master Feature										
	14	14-BA-5-9-210-0	BA	5	9										210	0				N/A			Master Feature										
	14	14-BA-5-9-215-0	BA	5	9										215	0	VT	LOF	LOF	R					215	0	4	0	4		14-BA-5-9-215-0-1	1	WR
	14	14-BA-5-10-22-30	BA	5	10		1	22	30	VT	BULGE	B			22	30	VT	BULGE	B	NR													
	14	14-BA-5-10-79-0	BA	5	10		2	79	0	BFET	WI	WI			79	0	VT	RI	WI	R					79	0	4	0	4		14-BA-5-10-79-0-1	1	WR
	14	14-BA-5-10-30-0	BA	5	10										30	0				N/A			3" PP										
	14	14-BA-5-10-90-0	BA	5	10										90	0				N/A			3" PP										

			Shell Location			Master Features Legend	TesTex NDE								EEI NDE								Notes	Photo Links	Recommended Repairs								Repair Type Legend
Date	Tank No.	Overall ID	General Location			Master Feature	TesTex Indication ID on Plate	TexTex Reported Indication Location		TesTex NDE		SIMPLIFIED INDICATION TYPE	Minimum Wall Thickness (in)	Depth of Topside Indication(in)	Center of indication: X (in)	Center of indication: Y (in)	Method	Indication Type	SIMPLIFIED INDICATION TYPE	EEI Recommendation (Repair or No Repair)	Minimum Thickness (in)	Depth (in)			Center of Repair: X (in)	Center of Repair: Y (in)	Width or Dia (in)	Height (in)	Length of Weld (in)	Area of PP (sq in)	EEI repair No.	Repair No. on Plate	Repair Type (Patch, Weld, Other)
			Location in Tank	Shell Course	Plate Number			X Coordinate (in)	Y Coordinate (in)	Method	Indication Type																						
	14	14-BA-5-10-150-0	BA	5	10										150	0				N/A			3" PP										
	14	14-BA-5-10-210-0	BA	5	10										210	0				N/A			3" PP										
	14	14-BA-5-10-0-0	BA	5	10										0	0	VT	LOF	LOF	R					0	0	4	0	4		14-BA-5-10-0-0-2	2	WR
	14	14-BA-5-11-225-30	BA	5	11		1	225	30	VT	BULGE	B			225	30	VT	BULGE	B	NR													
	14	14-BA-5-11-212-0	BA	5	11		2	212	0	VT	P	P			212	0	VT	P	RI	R					212	0	2	0	2		14-BA-5-11-212-0-1	1	WR
	14	14-BA-5-11-30-0	BA	5	11										30	0				N/A			3" PP										
	14	14-BA-5-11-90-0	BA	5	11										90	0				N/A			3" PP										
	14	14-BA-5-11-150-0	BA	5	11										150	0				N/A			3" PP										
	14	14-BA-5-11-210-0	BA	5	11										210	0				N/A			3" PP										
	14	14-BA-5-11-0-4	BA	5	11										0	4				N/A			3" PP										
	14	14-BA-5-11-95-58	BA	5	11										95	58	VT	P	RI	R			Circ Weld Repair		95	58	4	0	4		14-BA-5-11-95-58-2	2	WR
9/15/2017	14	14-BA-5-12-152-30	BA	5	12		1	152	30	VT	BULGE	B			152	30	VT	BULGE	B	NR													
9/15/2017	14	14-BA-5-12-90-0	BA	5	12		2	90	0	VT	P	P			90	0	VT	P	RI	R					90	0	2	0	2		14-BA-5-12-90-0-2	2	WR
9/15/2017	14	14-BA-5-12-5-26	BA	5	12		3	5	26	VT	P	P			5	26	VT	P	RI	R			Cut existing nozzle off		5	26	12	12	48	144	14-BA-5-12-5-26-1	1	PP
	14	14-BA-5-12-30-0	BA	5	12										30	0				N/A			3" PP										
	14	14-BA-5-12-90-0	BA	5	12										90	0				N/A			3" PP										
	14	14-BA-5-12-150-0	BA	5	12										150	0				N/A			3" PP										
	14	14-BA-5-12-210-0	BA	5	12										210	0				N/A			3" PP										
9/12/2017	14	14-BA-5-13-160-30	BA	5	13		1	160	30	VT	BULGE	B			160	30	VT	BULGE	B	NR													
9/12/2017	14	14-BA-5-13-0-36	BA	5	13		2	0	36	VT	P	P			0	36	VT	P	RI	R					0	36	2	0	2		14-BA-5-13-0-36-1	1	WR
	14	14-BA-5-13-30-0	BA	5	13										30	0				N/A			3" PP										
	14	14-BA-5-13-90-0	BA	5	13										90	0				N/A			3" PP										
	14	14-BA-5-13-150-0	BA	5	13										150	0				N/A			3" PP										
	14	14-BA-5-13-210-0	BA	5	13										210	0				N/A			3" PP										
	14	14-BA-5-13-0-55	BA	5	13										0	55				N/A			3" PP										
	14	14-BA-5-13-0-46	BA	5	13										0	46				N/A			3" PP										
	14	14-BA-5-13-0-37	BA	5	13										0	37				N/A			3" PP										
	14	14-BA-5-13-0-13	BA	5	13										0	13				N/A			3" PP										
	14	14-BA-5-13-90-0	BA	5	13										90	0	VT	P	RI	R			12" Pipe Cap Repair		90	0	12	0	37.69911	113.0973	14-BA-5-13-90-0-2	2	PC
9/8/2017	14	14-BA-5-14-87-0	BA	5	14		1	87	0	VT	UC	UC			87	0	VT	UC	UC	NR													
9/8/2017	14	14-BA-5-14-142-0	BA	5	14		2	142	0	VT	P, UC	P			142	0	VT	P,UC	RI	R					146	0	14	12	52	168	14-BA-5-14-146-0-1	1	PP
9/8/2017	14	14-BA-5-14-7.5-59	BA	5	14		3	6-9	59	BFET	WI	WI			7.5	59	VT	WI	WI	R					7	59	2	0	2		14-BA-5-14-7-59-2	2	WR
9/8/2017	14	14-BA-5-14-15-59	BA	5	14		4	14-16	59	BFET	WI	WI			15	59	VT	WI	WI	R					15	59	8	0	8		14-BA-5-14-15-59-3	3	WR
9/8/2017	14	14-BA-5-15-25-0	BA	5	15		1	25	0	VT	P	P			25	0	VT	P	RI	R					25	0	4	0	4		14-BA-5-15-25-0-1	1	WR
8/25/2017	14	14-BA-5-16-168-30	BA	5	16		1	168	30	VT	Bulge	B			168	30	VT	P	RI	NR													
8/25/2017	14	14-BA-5-16-226-30	BA	5	16		2	226	30	VT	Bulge	B			226	30	VT	P	RI	NR													
9/1/2017	14	14-BA-5-16-30-57	BA	5	16		3	30	57	VT	P	P			30	57	VT	WI	WI	R					30	57	3	0	3		14-BA-5-16-30-57-1	1	WR
9/1/2017	14	14-BA-5-16-94-57	BA	5	16		4	94	57	VT	P	P			94	57	VT	P	RI	NR													
9/1/2017	14	14-BA-5-16-20-0	BA	5	16		5	20	0	BFET	WI	WI			20	0	VT	P	RI	NR													
9/1/2017	14	14-BA-5-16-24-0	BA	5	16		6	24	0	VT	P	P			24	0	VT	P	RI	NR													
9/1/2017	14	14-BA-5-16-41-0	BA	5	16		7	41	0	VT	P	P			41	0	VT	P	RI	NR													
9/1/2017	14	14-BA-5-16-56-0	BA	5	16		8	56	0	VT	P	P			56	0	VT	P	RI	NR													
9/1/2017	14	14-BA-5-16-108-0	BA	5	16		9	108	0	VT	P	P			108	0	VT	BULGE	B	NR													
8/25/2017	14	14-BA-5-16-0-48	BA	5	16										0	48	VT	LINEAR	LIN	R					0	48	0	2	2		14-BA-5-16-0-48-2	2	WR
8/25/2017	14	14-BA-4-1-226-30	BA	4	1		1	226	30	VT	BULGE	B			226	30	VT	BULGE	B	NR													
8/25/2017	14	14-BA-4-1-35-0	BA	4	1		2	35	0	BFET	WI	WI			35	0	VT	WI	WI	R					35	0	4	0	4		14-BA-4-1-35-0-1	1	WR
	14	14-BA-4-1-12-88	BA	4	1										12	88	VT	P	P	R			12" HWR		12	88	12	0	12		14-BA-4-1-12-88-2	2	WR
	14		BA	4	1						NRI	NRI								N/A			NRI										
	14	14-BA-4-1-28-6	BA	4	1	PP									28	6				N/A			existing 3"PP										
8/25/2017	14	14-BA-4-2-24-30	BA	4	2		1	24	30	VT	Bulge	B			24	30	VT	Bulge	B	NR			No Repair										
8/25/2017	14	14-BA-4-2-0-6	BA	4	2		2	0	6	VT	P	P			0	6	VT	P	P	R			As Reported		0	6	0	4	4		14-BA-4-2-0-6-1	1	WR
8/25/2017	14	14-BA-4-2-8-0	BA	4	2		3	8	0	VT	P	P			8	0	VT	P	P	R			As Reported		8	0	4	0	4		14-BA-4-2-8-0-2	2	WR
8/25/2017	14	14-BA-4-2-60-0	BA	4	2		4	60	0	VT	P	P			60	0	VT	P	P	R			As Reported		60	0	4	0	4		14-BA-4-2-60-0-3	3	WR
8/5/2017	14	14-BA-4-2-216-6.5	BA	4	2		5	204-228	1-12	VT	Bulge	B			216	6.5	VT	Bulge	B	NR			No Repair										
9/11/2017	14	14-BA-4-2-96-0	BA	4	2		6	96	0	VT	P	P			96	0	VT	P	P	R			As Reported		96	0	0	2	2		14-BA-4-2-96-0-4	4	WR

			Shell Location			Master Features Legend	TesTex NDE								EEI NDE								Notes	Photo Links	Recommended Repairs								Repair Type Legend
Date	Tank No.	Overall ID	General Location			Master Feature	TesTex Indication ID on Plate	TexTex Reported Indication Location		TesTex NDE		SIMPLIFIED INDICATION TYPE	Minimum Wall Thickness (in)	Depth of Topside Indication(in)	Center of indication: X (in)	Center of indication: Y (in)	Method	Indication Type	SIMPLIFIED INDICATION TYPE	EEI Recommendation (Repair or No Repair)	Minimum Thickness (in)	Depth (in)			Center of Repair: X (in)	Center of Repair: Y (in)	Width or Dia (in)	Height (in)	Length of Weld (in)	Area of PP (sq in)	EEI repair No.	Repair No. on Plate	Repair Type (Patch, Weld, Other)
			Location in Tank	Shell Course	Plate Number			X Coordinate (in)	Y Coordinate (in)	Method	Indication Type																						
	14	14-BA-4-2-30-0	BA	4	2										30	0				N/A			Master Feature										
	14	14-BA-4-2-90-0	BA	4	2										90	0				N/A			Master Feature										
	14	14-BA-4-2-150-0	BA	4	2										150	0				N/A			Master Feature										
	14	14-BA-4-2-210-0	BA	4	2										210	0				N/A			Master Feature										
	14	14-BA-4-2-208-1	BA	4	2										208	1	VT	P	RI	R					208	1	0	2	2		14-BA-4-2-208-1-5	5	WR
	14		BA	4	2						NRI	NRI								N/A			NRI										
	14	14-BA-4-2-12-30	BA	4	2	N									12	30				N/A			existing 3" N										
	14	14-BA-4-2-26-6	BA	4	2	PP									26	6				N/A			existing 3" PP										
8/5/2017	14	14-BA-4-3-0-20	BA	4	3		1	0	20	BFET	WI	WI			0	20	VT	WI	WI	R					0	20	0	4	4		14-BA-4-3-0-20-1	1	WR
8/5/2017	14	14-BA-4-3-24-0	BA	4	3		2	24	0	BFET	WI	WI			24	0	VT	WI	WI	R					24	0	4	0	4		14-BA-4-3-24-0-2	2	WR
8/5/2017	14	14-BA-4-3-102-0	BA	4	3		3	102	0	BFET	WI	WI			102	0	VT	WI	WI	R					102	0	4	0	4		14-BA-4-3-102-0-3	3	WR
9/22/2017	14	14-BA-4-3-6-0	BA	4	3										6	0				N/A			3"PP										
9/22/2017	14	14-BA-4-3-0-50	BA	4	3										0	50				N/A			12"PP										
9/22/2017	14	14-BA-4-3-0-23	BA	4	3										0	23				N/A			24"PP										
9/22/2017	14	14-BA-4-3-0-5	BA	4	3										0	5				N/A			10"PP										
9/22/2017	14	14-BA-4-3-30-0	BA	4	3										30	0				N/A			DIAMOND PP										
9/22/2017	14	14-BA-4-3-90-0	BA	4	3										90	0				N/A			DIAMOND PP										
9/22/2017	14	14-BA-4-3-150-0	BA	4	3										150	0				N/A			DIAMOND PP										
9/22/2017	14	14-BA-4-3-210-0	BA	4	3										210	0				N/A			DIAMOND PP										
	14		BA	4	3						NRI	NRI								N/A			NRI										
	14	14-BA-4-3-34-6	BA	4	3	PP									34	6				N/A			existing 3" PP										
8/22/2017	14	14-BA-4-4-70-0	BA	4	4		1	70	0	BFET	WI	WI			70	0	VT	WI	WI	R			4" HWR		70	0	4	0	4		14-BA-4-4-70-0-1	1	WR
8/26/2017	14	14-BA-4-4-153-31.5	BA	4	4		2	142-164	12-51	VT	BULGE	B			153	31.5	VT	BULGE	B	NR			NR										
8/26/2017	14	14-BA-4-4-225-33.5	BA	4	4		3	212-238	11-56	VT	BULGE	B			225	33.5	VT	BULGE	B	NR			NR										
8/26/2017	14	14-BA-4-4-151-58	BA	4	4										151	58	VT	P	RI	R			2" HWR		1581	58	2	0	2		14-BA-4-4-1581-58-2	2	WR
	14		BA	4	4						NRI	NRI								N/A			NRI										
	14	14-BA-4-4-10-8	BA	4	4	PP									10	8				N/A			existing 3" PP										
	14	14-BA-4-4-34-6	BA	4	4	PP									34	6				N/A			existing 3" PP										
8/30/2017	14	14-BA-4-5-155-28.5	BA	4	5		1	142-168	5-52	VT	BULGE	B			155	28.5	VT	BULGE	B	NR			NR										
8/30/2017	14	14-BA-4-5-199.5-26.5	BA	4	5		2	188-211	5-48	VT	BULGE	B			199.5	26.5	VT	BULGE	B	NR			NR										
8/26/2017	14	14-BA-4-5-90-0	BA	4	5		3	90	0	VT	P	P			90	0	VT	P	RI	R			2" HWR AR		90	0	2	0	2		14-BA-4-5-90-0-1	1	WR
8/26/2017	14	14-BA-4-5-16-33	BA	4	5		4	2-30	12-54	VT	BULGE	B			16	33	VT	BULGE	B	NR			NR										
	14		BA	4	5						NRI	NRI								N/A			NRI										
	14	14-BA-4-5-42-38	BA	4	5	N									42	38				N/A			existing 3" N										
	14	14-BA-4-5-8-8	BA	4	5	PP									8	8				N/A			existing 3" PP										
	14	14-BA-4-5-29-6	BA	4	5	PP									29	6				N/A			existing 3" PP										
	14	14-BA-4-5-47-8	BA	4	5	PP									47	8				N/A			existing 3" PP										
8/30/2017	14	14-BA-4-6-20-29	BA	4	6		1	1-39	4-54	VT	BULGE	B			20	29	VT	BULGE	B	NR			NR										
8/30/2017	14	14-BA-4-6-83.5-20	BA	4	6		2	63-104	4-36	VT	BULGE	B			83.5	20	VT	BULGE	B	NR			NR										
8/30/2017	14	14-BA-4-6-92-0	BA	4	6		3	92	0	VT	P	P			92	0	VT	P	RI	R			4" HWR AR		92	0	4	0	4		14-BA-4-6-92-0-1	1	WR
8/30/2017	14	14-BA-4-6-173-30.5	BA	4	6		4	163-183	7-54	VT	BULGE	B			173	30.5	VT	BULGE	B	NR			NR										
8/30/2017	14	14-BA-4-6-221.5-29.5	BA	4	6		5	210-233	4-55	VT	BULGE	B			221.5	29.5	VT	BULGE	B	NR			NR										
8/30/2017	14	14-BA-4-6-150-58	BA	4	6										150	58	VT	P	RI	R			2" HWR		150	58	2	0	2		14-BA-4-6-150-58-2	2	WR
	14		BA	4	6						NRI	NRI								N/A			NRI										
	14	14-BA-4-6-8-8	BA	4	6	PP									8	8				N/A			existing 3" PP										
	14	14-BA-4-6-29-6	BA	4	6	PP									29	6				N/A			existing 3" PP										
	14	14-BA-4-6-47-8	BA	4	6	PP									47	8				N/A			existing 3" PP										
9/5/2017	14	14-BA-4-7-0-26	BA	4	7		1	0	26	VT	P	P			0	26	VT	P	RI	R			4" VWR AR		0	26	0	4	4		14-BA-4-7-0-26-1	1	WR
9/5/2017	14	14-BA-4-7-19-30	BA	4	7		2	0-38	0-60	VT	BULGE	B			19	30	VT	BULGE	B	NR			NR										
9/5/2017	14	14-BA-4-7-87-37	BA	4	7		3	72-102	14-60	VT	BULGE	B			87	37	VT	BULGE	B	NR			NR										
9/5/2017	14	14-BA-4-7-149.5-30.5	BA	4	7		4	134-165	5-56	VT	BULGE	B			149.5	30.5	VT	BULGE	B	NR			NR										
9/5/2017	14	14-BA-4-7-221-29	BA	4	7		5	206-236	5-53	VT	BULGE	B			221	29	VT	BULGE	B	NR			NR										
9/5/2017	14	14-BA-4-7-149-59	BA	4	7										149	59	VT	P	RI	R			2" HWR		149	59	2	0	2		14-BA-4-7-149-59-2	2	WR
9/9/2017	14	14-BA-4-8-18-33.5	BA	4	8		1	0-36	7-60	VT	BULGE	B			18	33.5	VT	BULGE	B	NR														
9/9/2017	14	14-BA-4-8-92-33.5	BA	4	8		2	78-106	7-60	VT	BULGE	B			92	33.5	VT	BULGE	B	NR														

			Shell Location			Master Features Legend	TesTex NDE							EEI NDE								Notes	Photo Links	Recommended Repairs								Repair Type Legend
			General Location					TexTex Reported Indication Location		TesTex NDE																							
Date	Tank No.	Overall ID	Location in Tank	Shell Course	Plate Number	Master Feature	TesTex Indication ID on Plate	X Coordinate (in)	Y Coordinate (in)	Method	Indication Type	SIMPLIFIED INDICATION TYPE	Minimum Wall Thickness (in)	Depth of Topside Indication(in)	Center of indication: X (in)	Center of indication: Y (in)	Method	Indication Type	SIMPLIFIED INDICATION TYPE	EEI Recommendation (Repair or No Repair)	Minimum Thickness (in)	Depth (in)			Center of Repair: X (in)	Center of Repair: Y (in)	Width or Dia (in)	Height (in)	Length of Weld (in)	Area of PP (sq in)	EEI repair No.	Repair No. on Plate	Repair Type (Patch, Weld, Other)
9/9/2017	14	14-BA-4-8-179-28	BA	4	8		3	167-191	4-52	VT	BULGE	B			179	28	VT	BULGE	B	NR												
9/9/2017	14	14-BA-4-8-224-30	BA	4	8		4	213-235	4-56	VT	BULGE	B			224	30	VT	BULGE	B	NR												
	14	14-BA-4-8-30-0	BA	4	8										30	0				N/A			Master Feature									
	14	14-BA-4-8-90-0	BA	4	8										90	0				N/A			Master Feature									
	14	14-BA-4-8-150-0	BA	4	8										150	0				N/A			Master Feature									
	14	14-BA-4-8-210-0	BA	4	8										210	0				N/A			Master Feature									
	14	14-BA-4-8-30-58	BA	4	8										30	58	VT	UC	UC	R					30	58	2	0	2		14-BA-4-8-30-58-1	1	WR
	14	14-BA-4-9-14-29.5	BA	4	9		1	0-28	4-55	VT	BULGE	B			14	29.5	VT	BULGE	B	NR												
	14	14-BA-4-9-77.5-29	BA	4	9		2	62-93	4-54	VT	BULGE	B			77.5	29	VT	BULGE	B	NR												
	14	14-BA-4-9-223.5-30.5	BA	4	9		3	210-237	4-57	VT	BULGE	B			223.5	30.5	VT	BULGE	B	NR												
	14	14-BA-4-9-214-0	BA	4	9		4	214	0	VT	P	P			214	0	VT	P	RI	R					214	0	2	0	2		14-BA-4-9-214-0-1	1	WR
	14	14-BA-4-9-30-0	BA	4	9										30	0				N/A			Master Feature									
	14	14-BA-4-9-90-0	BA	4	9										90	0				N/A			Master Feature									
	14	14-BA-4-9-150-0	BA	4	9										150	0				N/A			Master Feature									
	14	14-BA-4-9-210-0	BA	4	9										210	0				N/A			Master Feature									
	14	14-BA-4-9-159-0	BA	4	9										159	0				N/A			Master Feature									
	14	14-BA-4-10-14-33.5	BA	4	10		1	0-28	10-57	VT	BULGE	B			14	33.5	VT	BULGE	B	NR												
	14	14-BA-4-10-219-0	BA	4	10		2	219	0	BFET	WI	WI			219	0	VT	WI	WI	R					219	0	4	0	4		14-BA-4-10-219-0-1	1	WR
	14	14-BA-4-10-30-0	BA	4	10										30	0				N/A			3" PP									
	14	14-BA-4-10-90-0	BA	4	10										90	0				N/A			3" PP									
	14	14-BA-4-10-150-0	BA	4	10										150	0				N/A			3" PP									
	14	14-BA-4-10-210-0	BA	4	10										210	0				N/A			3" PP									
	14	14-BA-4-10-56-0	BA	4	10										56	0	VT	TS	TS	R					56	0	4	0	4		14-BA-4-10-56-0-2	2	WR
	14	14-BA-4-11-30-0	BA	4	11										30	0				N/A			3" PP									
	14	14-BA-4-11-90-0	BA	4	11										90	0				N/A			3" PP									
	14	14-BA-4-11-150-0	BA	4	11										150	0				N/A			3" PP									
	14	14-BA-4-11-210-0	BA	4	11										210	0				N/A			3" PP									
	14	14-BA-4-11-198-0	BA	4	11										198	0				N/A			3" PP									
	14	14-BA-4-11-0-57	BA	4	11										0	57				N/A			3" PP									
	14	14-BA-4-11-0-10	BA	4	11										0	10				N/A			3" PP									
	14	14-BA-4-11-125-0	BA	4	11										125	0	VT	P	RI	R					125	0	4	0	4		14-BA-4-11-125-0-4	4	WR
	14	14-BA-4-11-30-0	BA	4	11										30	0	VT	RI	RI	R					30	0	4	0	4		14-BA-4-11-30-0-1	1	WR
	14	14-BA-4-11-78-0	BA	4	11										78	0	VT	P	RI	R					78	0	6	0	6		14-BA-4-11-78-0-2	2	WR
	14	14-BA-4-11-86-0	BA	4	11										86	0	VT	P	RI	R					86	0	4	0	4		14-BA-4-11-86-0-3	3	WR
9/15/2017	14	14-BA-4-12-225-30	BA	4	12		1	225	30	VT	BULGE	B			225	30	VT	BULGE	B	NR												
	14	14-BA-4-12-30-0	BA	4	12										30	0				N/A			3" PP									
	14	14-BA-4-12-90-0	BA	4	12										90	0				N/A			3" PP									
	14	14-BA-4-12-150-0	BA	4	12										150	0				N/A			3" PP									
	14	14-BA-4-12-210-0	BA	4	12										210	0				N/A			3" PP									
9/12/2017	14	14-BA-4-13-24-30	BA	4	13		1	24	30	VT	BULGE	B			24	30	VT	BULGE	B	NR												
	14	14-BA-4-13-30-0	BA	4	13										30	0				N/A			3" PP									
	14	14-BA-4-13-90-0	BA	4	13										90	0				N/A			3" PP									
	14	14-BA-4-13-150-0	BA	4	13										150	0				N/A			3" PP									
	14	14-BA-4-13-210-0	BA	4	13										210	0				N/A			3" PP									
	14	14-BA-4-13-0-54	BA	4	13										0	54				N/A			3" PP									
	14	14-BA-4-13-0-18	BA	4	13										0	18				N/A			3" PP									
9/12/2017	14	14-BA-4-14-200-30	BA	4	14		1	200	30	VT	BULGE	B			200	30	VT	BULGE	B	NR												
9/8/2017	14	14-BA-4-14-220-29	BA	4	14		1	200-240	0-58	VT	BULGE	B			220	29	VT	BULGE	B	NR												
9/12/2017	14	14-BA-4-14-20-0	BA	4	14		2	20	0	VT	P	P			20	0	VT	P	RI	R					20	0	2	0	2		14-BA-4-14-20-0-1	1	WR
9/12/2017	14	14-BA-4-14-83-0	BA	4	14		3	83	0	VT	P	P			83	0	VT	P	RI	R					87	0	12	12	48	144	14-BA-4-14-87-0-2	2	PP
9/12/2017	14	14-BA-4-14-90-0	BA	4	14		4	90	0	VT	P	P			90	0	VT	P	RI	R					87	0	12	12	48	144	14-BA-4-14-87-0-2	2	PP
9/12/2017	14	14-BA-4-14-220-0	BA	4	14										220	0	VT	P	RI	R					220	0	2	0	2		14-BA-4-14-220-0-3	3	WR
9/8/2017	14	14-BA-4-15-20-30	BA	4	15		1	0-40	30	VT	BULGE	B			20	30	VT	BULGE	B	NR												
9/8/2017	14	14-BA-4-15-150-30	BA	4	15		2	150	30	VT	BULGE	B			150	30	VT	BULGE	B	NR												
9/8/2017	14	14-BA-4-15-81-0	BA	4	15		3	81	0	VT	P	P			81	0	VT	P	RI	R					85	0	18	12	60	216	14-BA-4-15-85-0-1	1	PP

			Shell Location			Master Features Legend	TesTex NDE								EEI NDE								Notes	Photo Links	Recommended Repairs								Repair Type Legend
Date	Tank No.	Overall ID	General Location			Master Feature	TesTex Indication ID on Plate	TexTex Reported Indication Location		TesTex NDE		SIMPLIFIED INDICATION TYPE	Minimum Wall Thickness (in)	Depth of Topside Indication(in)	Center of Indication: X (in)	Center of Indication: Y (in)	Method	Indication Type	SIMPLIFIED INDICATION TYPE	EEI Recommendation (Repair or No Repair)	Minimum Thickness (in)	Depth (in)			Center of Repair: X (in)	Center of Repair: Y (in)	Width or Dia (in)	Height (in)	Length of Weld (in)	Area of PP (sq in)	EEI repair No.	Repair No. on Plate	Repair Type (Patch, Weld, Other)
			Location in Tank	Shell Course	Plate Number			X Coordinate (in)	Y Coordinate (in)	Method	Indication Type																						
9/8/2017	14	14-BA-4-15-90-0	BA	4	15		4	90	0	VT	UC	UC		0.094	90	0	VT	UC	UC	R					85	0	18	12	60	216	14-BA-4-15-85-0-1	1	PP
9/8/2017	14	14-BA-4-15-138-0	BA	4	15		5	138	0	VT	P	P			138	0	VT	P	RI	NR													
9/1/2017	14	14-BA-4-16-12-0	BA	4	16		1	12	0	VT	P	P			12	0	VT	P	P	NR													
9/1/2017	14	14-BA-4-16-0-4	BA	4	16		2	0	4	BFET	WI	WI			0	4	VT	WI	WI	R					0	4	0	4	4		14-BA-4-16-0-4-1	1	WR
9/1/2017	14	14-BA-4-16-0-13	BA	4	16		3	0	13	VT	P	P			0	13	VT	P	RI	R					0	13	0	6	6		14-BA-4-16-0-13-2	2	WR
9/1/2017	14	14-BA-4-16-209-57	BA	4	16		4	209	57	BFET	WI	WI			209	57	VT	WI	WI	R					209	57	2	0	2		14-BA-4-16-209-57-3	3	WR
9/1/2017	14	14-BA-4-16-29-0	BA	4	16		5	29	0	VT	P	P			29	0	VT	P	RI	R					29	0	2	0	2		14-BA-4-16-29-0-4	4	WR
9/1/2017	14	14-BA-4-16-138-0	BA	4	16		6	138	0	VT	P	P			138	0	VT	P	P	NR													
9/1/2017	14	14-BA-4-16-147-0	BA	4	16		7	147	0	VT	P	P			147	0	VT	P	RI	R					147	0	2	0	2		14-BA-4-16-147-0-5	5	WR
9/1/2017	14	14-BA-4-16-167-0	BA	4	16		8	167	0	VT	P	P			167	0	VT	P	P	NR													
9/1/2017	14	14-BA-4-16-192-0	BA	4	16		9	192	0	BFET	WI	WI			192	0	VT	WI	WI	R					192	0	2	0	2		14-BA-4-16-192-0-6	6	WR
9/1/2017	14	14-BA-4-16-214-0	BA	4	16		10	214	0	VT	P	P			214	0	VT	P	RI	R					214	0	2	0	2		14-BA-4-16-214-0-7	7	WR
9/1/2017	14	14-BA-4-16-20-30	BA	4	16		11	20	30	VT	Bulge	B			20	30	VT	BULGE	B	NR													
8/25/2017	14	14-BA-3-1-24-30	BA	3	1		1	24	30	VT	BULGE	B			24	30	VT	BULGE	B	NR													
8/25/2017	14	14-BA-3-1-96-30	BA	3	1		2	96	30	VT	BULGE	B			96	30	VT	BULGE	B	NR													
8/25/2017	14	14-BA-3-1-144-30	BA	3	1		3	144	30	VT	BULGE	B			144	30	VT	BULGE	B	NR													
8/25/2017	14	14-BA-3-1-25-0	BA	3	1		4	25	0	BFET	WI	WI			25	0	VT	WI	WI	R					25	0	4	0	4		14-BA-3-1-25-0-1	1	WR
8/25/2017	14	14-BA-3-1-83-0	BA	3	1		5	83	0	BFET	WI	WI			83	0	VT	WI	WI	R					83	0	4	0	4		14-BA-3-1-83-0-2	2	WR
8/25/2017	14	14-BA-3-1-94-0	BA	3	1		6	94	0	VT	P	P			94	0	VT	P	RI	R					94	0	4	0	4		14-BA-3-1-94-0-3	3	WR
8/25/2017	14	14-BA-3-1-177-0	BA	3	1		7	177	0	VT	P	P			177	0	VT	P	RI	NR													
8/25/2017	14	14-BA-3-1-182-0	BA	3	1		8	182	0	VT	P	P			182	0	VT	P	RI	NR													
8/25/2017	14	14-BA-3-1-144-58	BA	3	1		9	144	58	VT	P	P			144	58	VT	P	RI	R					144	58	4	0	4		14-BA-3-1-144-58-4	4	WR
8/5/2017	14	14-BA-3-2-0-51	BA	3	2		1	0	51	BFET	WI	WI			0	51	VT	RI	WI	R				As Reported	0	51	0	6	6		14-BA-3-2-0-51-1	1	WR
8/5/2017	14	14-BA-3-2-131-0	BA	3	2		2	131	0	BFET	WI	WI			131	0	VT	RI	WI	R				As Reported	131	0	6	0	6		14-BA-3-2-131-0-2	2	WR
8/5/2017	14	14-BA-3-2-150-4	BA	3	2		3	150	4	VT	P	P			150	4	VT	P	P	R				As Reported	150	4	2	0	2		14-BA-3-2-150-4-3	3	WR
8/5/2017	14	14-BA-3-2-216-0	BA	3	2		4	216	0	BFET	WI	WI			216	0	VT	RI	WI	R				As Reported	216	0	4	0	4		14-BA-3-2-216-0-4	4	WR
8/5/2017	14	14-BA-3-2-220-0	BA	3	2		5	220	0	BFET	WI	WI			220	0	VT	RI	WI	R				As Reported	220	0	4	0	4		14-BA-3-2-220-0-5	5	WR
	14	14-BA-3-2-30-0	BA	3	2										30	0				N/A													
	14	14-BA-3-2-90-0	BA	3	2										90	0				N/A													
	14	14-BA-3-2-150-0	BA	3	2										150	0				N/A													
	14	14-BA-3-2-210-0	BA	3	2										210	0				N/A													
	14	14-BA-3-2-50-0	BA	3	2										50	0	VT	P	RI	R					47	0	10	0	10		14-BA-3-2-47-0-6	6	WR
	14	14-BA-3-2-43-0	BA	3	2										43	0	VT	P	RI	R					47	0	10	0	10		14-BA-3-2-47-0-6	6	WR
8/22/2017	14	14-BA-3-3-229-0	BA	3	3		1	229	0	BFET	WI	WI			229	0	VT	RI	WI	R					229	0	8	0	8		14-BA-3-3-229-0-1	1	WR
9/22/2017	14	14-BA-3-3-30-0	BA	3	3										30	0				N/A				DIAMOND PP									
9/22/2017	14	14-BA-3-3-90-0	BA	3	3										90	0				N/A				DIAMOND PP									
9/22/2017	14	14-BA-3-3-150-0	BA	3	3										150	0				N/A				DIAMOND PP									
9/22/2017	14	14-BA-3-3-210-0	BA	3	3										210	0				N/A				DIAMOND PP									
8/26/2017	14	14-BA-3-4-14-32.5	BA	3	4		1	0-28	9-56	VT	BULGE	B			14	32.5	VT	BULGE	B	NR				NR									
8/26/2017	14	14-BA-3-4-46-0	BA	3	4		2	46	0	VT	P	P			46	0	VT	P	RI	R				4" WR AR	46	0	4	0	4		14-BA-3-4-46-0-1	1	WR
8/26/2017	14	14-BA-3-4-162-16.5	BA	3	4		3	144-180	0-33	VT	BULGE	B			162	16.5	VT	BULGE	B	NR				NR									
8/26/2017	14	14-BA-3-4-222-18	BA	3	4		4	204-240	0-36	VT	BULGE	B			222	18	VT	BULGE	B	NR				NR									
8/26/2017	14	14-BA-3-4-7-0	BA	3	4										7	0	VT	P	RI	R				4" HWR	7	0	4	0	4		14-BA-3-4-7-0-2	2	WR
8/30/2017	14	14-BA-3-5-44-20	BA	3	5		1	30-58	4-36	VT	BULGE	B			44	20	VT	BULGE	B	NR				NR									
8/30/2017	14	14-BA-3-5-98.5-32	BA	3	5		2	86-111	11-53	VT	BULGE	B			98.5	32	VT	BULGE	B	NR				NR									
8/30/2017	14	14-BA-3-5-165-29	BA	3	5		3	144-186	0-58	VT	BULGE	B			165	29	VT	BULGE	B	NR				NR									
8/30/2017	14	14-BA-3-5-225-38.5	BA	3	5		4	210-240	20-57	VT	BULGE	B			225	38.5	VT	BULGE	B	NR				NR									
8/30/2017	14	14-BA-3-5-190-0	BA	3	5		5	190	0	VT	P	P			190	0	VT	P	RI	R				4" HWR AR	190	0	4	0	4		14-BA-3-5-190-0-1	1	WR
9/5/2017	14	14-BA-3-6-18.5-33.5	BA	3	6		1	3-34	12-55	VT	BULGE	B			18.5	33.5	VT	BULGE	B	NR				NR									
9/5/2017	14	14-BA-3-6-69-24	BA	3	6		2	58-80	4-44	VT	BULGE	B			69	24	VT	BULGE	B	NR				NR									
9/5/2017	14	14-BA-3-6-155.5-30	BA	3	6		3	137-174	10-50	VT	BULGE	B			155.5	30	VT	BULGE	B	NR				NR									
9/5/2017	14	14-BA-3-6-219-30	BA	3	6		4	198-240	0-60	VT	BULGE	B			219	30	VT	BULGE	B	NR				NR									
9/5/2017	14	14-BA-3-6-30-57	BA	3	6										30	57	VT	UC	UC	R				2" HWR	30	57	2	0	2		14-BA-3-6-30-57-1	1	WR
9/9/2017	14	14-BA-3-7-42.5-28.5	BA	3	7		1	28-57	6-51	VT	BULGE	B			42.5	28.5	VT	BULGE	B	NR				NR									
9/9/2017	14	14-BA-3-7-107-28.5	BA	3	7		2	95-119	8-49	VT	BULGE	B			107	28.5	VT	BULGE	B	NR				NR									

			Shell Location			Master Features Legend	TesTex NDE							EEI NDE								Notes	Photo Links	Recommended Repairs								Repair Type Legend
Date	Tank No.	Overall ID	General Location			Master Feature	TesTex Indication ID on Plate	TexTex Reported Indication Location		TesTex NDE		SIMPLIFIED INDICATION TYPE	Minimum Wall Thickness (in)	Depth of Topside Indication(in)	Center of Indication: X (in)	Center of Indication: Y (in)	Method	Indication Type	SIMPLIFIED INDICATION TYPE	EEI Recommendation (Repair or No Repair)	Minimum Thickness (in)	Depth (in)			Center of Repair: X (in)	Center of Repair: Y (in)	Width or Dia (in)	Height (in)	Length of Weld (in)	Area of PP (sq in)	EEI repair No.	Repair No. on Plate	Repair Type (Patch, Weld, Other)
			Location in Tank	Shell Course	Plate Number			X Coordinate (in)	Y Coordinate (in)	Method	Indication Type																					
9/9/2017	14	14-BA-3-7-153.5-26.5	BA	3	7		3	137-170	7-46	VT	BULGE	B			153.5	26.5	VT	BULGE	B	NR			NR										
9/9/2017	14	14-BA-3-7-221-33	BA	3	7		4	202-240	6-60	VT	BULGE	B			221	33	VT	BULGE	B	NR			NR										
9/9/2017	14	14-BA-3-7-0-55	BA	3	7										0	55	VT	UC	UC	R			4" VWR		0	55	0	4	4		14-BA-3-7-0-55-2	2	WR
9/9/2017	14	14-BA-3-7-146-59	BA	3	7										146	59	VT	P	RI	R			2" HWR		146	59	2	0	2		14-BA-3-7-146-59-1	1	WR
9/13/2017	14	14-BA-3-8-91.5-30.5	BA	3	8		1	72-111	8-53	VT	BULGE	B			91.5	30.5	VT	BULGE	B	NR													
9/13/2017	14	14-BA-3-8-138.5-31	BA	3	8		2	120-157	8-54	VT	BULGE	B			138.5	31	VT	BULGE	B	NR													
	14	14-BA-3-8-30-0	BA	3	8										30	0				N/A			Master Feature										
	14	14-BA-3-8-90-0	BA	3	8										90	0				N/A			Master Feature										
	14	14-BA-3-8-150-0	BA	3	8										150	0				N/A			Master Feature										
	14	14-BA-3-8-210-0	BA	3	8										210	0				N/A			Master Feature										
	14	14-BA-3-9-30-0	BA	3	9										30	0				N/A			Master Feature										
	14	14-BA-3-9-90-0	BA	3	9										90	0				N/A			Master Feature										
	14	14-BA-3-9-150-0	BA	3	9										150	0				N/A			Master Feature										
	14	14-BA-3-9-210-0	BA	3	9										210	0				N/A			Master Feature										
	14	14-BA-3-9-0-50	BA	3	9										0	50				N/A			Master Feature										
	14		BA	3	9						NRI	NRI								N/A													
	14	14-BA-3-9-205-0	BA	3	9										205	0	VT	LOF	LOF	R					205	0	6	0	6		14-BA-3-9-205-0-1	1	WR
	14	14-BA-3-10-152-0	BA	3	10		1	152	0	VT	P	P			152	0	VT	P	RI	R					152	0	4	0	4		14-BA-3-10-152-0-1	1	WR
	14	14-BA-3-10-30-0	BA	3	10										30	0				N/A			3" PP										
	14	14-BA-3-10-90-0	BA	3	10										90	0				N/A			3" PP										
	14	14-BA-3-10-150-0	BA	3	10										150	0				N/A			3" PP										
	14	14-BA-3-10-210-0	BA	3	10										210	0				N/A			3" PP										
	14	14-BA-3-10-0-52	BA	3	10										0	52				N/A			6" PP										
	14	14-BA-3-10-0-45	BA	3	10										0	45				N/A			3" PP										
	14	14-BA-3-10-0-36	BA	3	10										0	36				N/A			3" PP										
	14	14-BA-3-10-0-30	BA	3	10										0	30				N/A			6" PP										
	14	14-BA-3-10-0-5	BA	3	10										0	5				N/A			3" PP										
	14	14-BA-3-10-155-0	BA	3	10										155	0	VT	P	RI	R					155	0	5	0	5		14-BA-3-10-155-0-2	2	WR
	14	14-BA-3-11-225-30	BA	3	11		1	225	30	VT	BULGE	B			225	30	VT	BULGE	B	NR													
	14	14-BA-3-11-204-1	BA	3	11		2	204	1	VT	TSP	TS		0.094	204	1	VT	TS	TS	R					204	1	2	2	4		14-BA-3-11-204-1-1	1	WR
	14	14-BA-3-11-30-0	BA	3	11										30	0				N/A			3" PP										
	14	14-BA-3-11-90-0	BA	3	11										90	0				N/A			3" PP										
	14	14-BA-3-11-150-0	BA	3	11										150	0				N/A			3" PP										
	14	14-BA-3-11-210-0	BA	3	11										210	0				N/A			3" PP										
9/15/2017	14	14-BA-3-12-152-57	BA	3	12		1	152	57	VT	P	P			152	57	VT	P	P	R			12" PC		152	57	12	0	37.69911	113.0973	14-BA-3-12-152-57-1	1	PC
9/15/2017	14	14-BA-3-12-15-0	BA	3	12		2	15	0	VT	UC	UC			15	0	VT	UC	UC	R			2" WR		15	0	2	0	2		14-BA-3-12-15-0-2	2	WR
9/15/2017	14	14-BA-3-12-208-0	BA	3	12		3	208	0	VT	P	P			208	0	VT	P	P	NR													
	14	14-BA-3-12-30-0	BA	3	12										30	0				N/A			3" PP										
	14	14-BA-3-12-90-0	BA	3	12										90	0				N/A			3" PP										
	14	14-BA-3-12-150-0	BA	3	12										150	0				N/A			3" PP										
	14	14-BA-3-12-210-0	BA	3	12										210	0				N/A			3" PP										
	14	14-BA-3-12-0-	BA	3	12										0					N/A													
9/12/2017	14	14-BA-3-13-147-0	BA	3	13		1	147	0	VT	UC	UC			147	0	VT	UC	UC	NR													
9/12/2017	14	14-BA-3-13-84-0	BA	3	13		2	84	0	VT	P	P			84	0	VT	P	RI	R			12" Pipe Cap Repair		87	0	12	0	37.69911	113.0973	14-BA-3-13-87-0-1	1	PC
9/12/2017	14	14-BA-3-13-200-0	BA	3	13		3	200	0	BFET	WI	WI			200	0	VT	WI	WI	R					200	0	5	0	5		14-BA-3-13-200-0-2	2	WR
9/12/2017	14	14-BA-3-13-208-0	BA	3	13		4	208	0	BFET	WI	WI			208	0	VT	WI	WI	R					208	0	3	0	3		14-BA-3-13-208-0-3	3	WR
	14	14-BA-3-13-30-0	BA	3	13										30	0				N/A			3" PP										
	14	14-BA-3-13-90-0	BA	3	13										90	0				N/A			3" PP										
	14	14-BA-3-13-150-0	BA	3	13										150	0				N/A			3" PP										
	14	14-BA-3-13-210-0	BA	3	13										210	0				N/A			3" PP										
9/8/2017	14	14-BA-3-14-226-18.5	BA	3	14		1	212-240	0-37	VT	BULGE	B			226	18.5	VT	BULGE	B	NR													
9/8/2017	14	14-BA-3-14-60-0	BA	3	14		2	60	0	VT	TC	TS		0.094	60	0	VT	TS	TS	R					60	0	2	0	2		14-BA-3-14-60-0-2	2	WR
9/8/2017	14	14-BA-3-14-152-0	BA	3	14		3	152	0	VT	P	P			152	0	VT	P	RI	R					152	0	2	0	2		14-BA-3-14-152-0-3	3	WR
9/8/2017	14	14-BA-3-14-1-38	BA	3	14		4	1	36-40	VT/BFET	Dent, WI	WI			1	38	VT	DENT,WI	WI	R					0	34	0	6	6		14-BA-3-14-0-34-4	4	WR
9/8/2017	14	14-BA-3-14-206-0	BA	3	14										206	0	VT	UC	UC	R					206	0	2	0	2		14-BA-3-14-206-0-1	1	WR

			Shell Location			Master Features Legend	TesTex NDE								EEI NDE								Notes	Photo Links	Recommended Repairs								Repair Type Legend
Date	Tank No.	Overall ID	General Location			Master Feature	TesTex Indication ID on Plate	TexTex Reported Indication Location		TesTex NDE		SIMPLIFIED INDICATION TYPE	Minimum Wall Thickness (in)	Depth of Topside Indication(in)	Center of indication: X (in)	Center of indication: Y (in)	Method	Indication Type	SIMPLIFIED INDICATION TYPE	EEI Recommendation (Repair or No Repair)	Minimum Thickness (in)	Depth (in)			Center of Repair: X (in)	Center of Repair: Y (in)	Width or Dia (in)	Height (in)	Length of Weld (in)	Area of PP (sq in)	EEI repair No.	Repair No. on Plate	Repair Type (Patch, Weld, Other)
			Location in Tank	Shell Course	Plate Number			X Coordinate (in)	Y Coordinate (in)	Method	Indication Type																						
9/8/2017	14	14-BA-3-15-0-56	BA	3	15		1	0	56	VT	UC	UC		0.094	0	56	VT	UC	UC	R					0	56	2	0	2		14-BA-3-15-0-56-1	1	WR
9/1/2017	14	14-BA-3-15-71-0	BA	3	15		1	71	0	BFET	WI	WI			71	0	VT	WI	WI	R					71	0	8	0	8		14-BA-3-15-71-0-4	4	WR
9/8/2017	14	14-BA-3-15-3-45	BA	3	15		2	3	45	VT	TC	TS		0.094	3	45	VT	TS	TS	NR													
9/1/2017	14	14-BA-3-15-77-0	BA	3	15		2	77	0	BFET	WI	WI			77	0	VT	WI	WI	R					77	0	8	0	8		14-BA-3-15-77-0-9	9	WR
9/8/2017	14	14-BA-3-15-0-3	BA	3	15		3	0	3	VT	P	P			0	3	VT	P	RI	R					0	3	0	2	2		14-BA-3-15-0-3-2	2	WR
9/1/2017	14	14-BA-3-15-115-0	BA	3	15		3	115	0	BFET	WI	WI			115	0	VT	WI	WI	R					115	0	4	0	4		14-BA-3-15-115-0-5	5	WR
9/1/2017	14	14-BA-3-15-124-0	BA	3	15		4	124	0	BFET	WI	WI			124	0	VT	WI	WI	R					124	0	4	0	4		14-BA-3-15-124-0-6	6	WR
9/8/2017	14	14-BA-3-15-24-0	BA	3	15		4	24	0	VT	UC	UC		0.094	24	0	VT	UC	UC	R					24	0	2	0	2		14-BA-3-15-24-0-3	3	WR
9/1/2017	14	14-BA-3-15-149-0	BA	3	15		5	149	0	VT	P	P			149	0	VT	P	RI	R					159	0	12	0	12		14-BA-3-15-159-0-7	7	WR
9/1/2017	14	14-BA-3-15-158.5-0	BA	3	15		6	152-165	0	BFET	WI	WI			158.5	0	VT	WI	WI	R					159	0	12	0	12		14-BA-3-15-159-0-7	7	WR
9/1/2017	14	14-BA-3-15-139-0	BA	3	15										139	0	VT	LINEAR	LIN	R					139	0	12	12	48	144	14-BA-3-15-139-0-8	8	PP
9/1/2017	14	14-BA-3-16-33-58	BA	3	16		1	33	58	VT	P	P			33	58	VT	P	P	NR													
9/1/2017	14	14-BA-3-16-93-58	BA	3	16		2	93	58	VT	P	P			93	58	VT	P	RI	R					93	58	2	0	2		14-BA-3-16-93-58-1	1	WR
9/1/2017	14	14-BA-3-16-85-0	BA	3	16		3	85	0	BFET	WI	WI			85	0	VT	WI	WI	R					85	0	2	0	2		14-BA-3-16-85-0-2	2	WR
9/1/2017	14	14-BA-3-16-98-0	BA	3	16		4	98	0	BFET	WI	WI			98	0	VT	WI	WI	R					98	0	2	0	2		14-BA-3-16-98-0-3	3	WR
8/25/2017	14	14-BA-3-16-151-57	BA	3	16		5	151	57	VT	P	P			151	57	VT			R					151	57	3	0	3		14-BA-3-16-151-57-7	7	WR
8/25/2017	14	14-BA-3-16-226-30	BA	3	16		6	226	30	VT	Bulge	B			226	30	VT	Bulge	B	NR													
8/25/2017	14	14-BA-3-16-210-2	BA	3	16		7	210	2	VT	P	P			210	2	VT	P	RI	R					210	2	2	0	2		14-BA-3-16-210-2-4	4	WR
8/25/2017	14	14-BA-3-16-0-13	BA	3	16										0	13	VT	LINEAR	LIN	R					0	13	0	3	3		14-BA-3-16-0-13-6	6	WR
8/25/2017	14	14-BA-3-16-31-0	BA	3	16										31	0	VT	LINEAR	LIN	R					31	0	12	0	37.69911	113.0973	14-BA-3-16-31-0-5	5	PC
8/25/2017	14	14-BA-2-1-92-58	BA	2	1		1	7	7	VT	P	P			92	58	VT	P	RI	R					92	58	1	0	1		14-BA-2-1-92-58-1	1	WR
8/25/2017	14	14-BA-2-1-0-40	BA	2	1		2	0	40	BFET	WI	WI			0	40	VT	WI	WI	R					0	40	0	4	4		14-BA-2-1-0-40-2	2	WR
8/25/2017	14	14-BA-2-1-18-30	BA	2	1		3	18	30	VT	BULGE	B			18	30	VT	BULGE	B	NR													
8/25/2017	14	14-BA-2-1-105-30	BA	2	1		4	105	30	VT	BULGE	B			105	30	VT	BULGE	B	NR													
8/25/2017	14	14-BA-2-1-155-30	BA	2	1		5	155	30	VT	BULGE	B			155	30	VT	BULGE	B	NR													
8/25/2017	14	14-BA-2-1-126-30	BA	2	1		6	126	30	VT	BULGE	B			126	30	VT	BULGE	B	NR													
8/25/2017	14	14-BA-2-1-52-0	BA	2	1		7	52	0	BFET	WI	WI			52	0	VT	WI	WI	R					52	0	4	0	4		14-BA-2-1-52-0-3	3	WR
8/25/2017	14	14-BA-2-1-71-0	BA	2	1		8	71	0	BFET	WI	WI			71	0	VT	WI	WI	R					71	0	4	0	4		14-BA-2-1-71-0-4	4	WR
8/25/2017	14	14-BA-2-1-82-0	BA	2	1		9	82	0	BFET	WI	WI			82	0	VT	WI	WI	R					82	0	4	0	4		14-BA-2-1-82-0-5	5	WR
8/25/2017	14	14-BA-2-1-124-0	BA	2	1		10	124	0	BFET	WI	WI			124	0	VT	WI	WI	R					124	0	4	0	4		14-BA-2-1-124-0-6	6	WR
8/25/2017	14	14-BA-2-1-139-0	BA	2	1		11	139	0	BFET	WI	WI			139	0	VT	WI	WI	R					139	0	4	0	4		14-BA-2-1-139-0-7	7	WR
8/25/2017	14	14-BA-2-1-189-0	BA	2	1		12	189	0	VT	P	P			189	0	VT	P	RI	R					189	0	4	0	4		14-BA-2-1-189-0-8	8	WR
8/25/2017	14	14-BA-2-2-0-9	BA	2	2		1	0	9	VT	P	P			0	9	VT	P	P	R				As Reported	0	9	0	4	4		14-BA-2-2-0-9-2	2	WR
8/25/2017	14	14-BA-2-2-62-2	BA	2	2		2	62	2	VT	P	P			62	2	VT	P	P	NR													
8/5/2017	14	14-BA-2-2-159-0	BA	2	2		3	159	0	BFET	WI	WI			159	0	VT	RI	WI	R				As Reported	159	0	6	0	6		14-BA-2-2-159-0-3	3	WR
	14	14-BA-2-2-30-0	BA	2	2										30	0				N/A				Master Feautre									
	14	14-BA-2-2-90-0	BA	2	2										90	0				N/A				Master Feautre									
	14	14-BA-2-2-150-0	BA	2	2										150	0				N/A				Master Feautre									
	14	14-BA-2-2-210-0	BA	2	2										210	0				N/A				Master Feautre									
	14	14-BA-2-2-144-0	BA	2	2										144	0				N/A				Master Feautre									
	14	14-BA-2-2-150-56	BA	2	2										150	56	VT	P	RI	R					150	56	2	0	2		14-BA-2-2-150-56-1	1	WR
8/5/2017	14	14-BA-2-3-0-42	BA	2	3		1	0	42	VT	P	P			0	42	VT	P	RI	R					0	42	0	4	4		14-BA-2-3-0-42-1	1	WR
8/5/2017	14	14-BA-2-3-0-48	BA	2	3		2	0	48	VT	UC	UC		?	0	48	VT	UC	UC	R					0	51	0	12	12		14-BA-2-3-0-51-2	2	WR
8/5/2017	14	14-BA-2-3-0-55	BA	2	3		3	0	55	VT	P	P			0	55	VT	P	RI	R					0	51	0	12	12		14-BA-2-3-0-51-2	2	WR
9/22/2017	14	14-BA-2-3-30-0	BA	2	3										30	0				N/A				DIAMOND PP									
9/22/2017	14	14-BA-2-3-90-0	BA	2	3										90	0				N/A				DIAMOND PP									
9/22/2017	14	14-BA-2-3-150-0	BA	2	3										150	0				N/A				DIAMOND PP									
8/5/2017	14	14-BA-2-3-158-0	BA	2	3										158	0				N/A				3" ROUND PP									
8/5/2017	14	14-BA-2-3-140-0	BA	2	3										140	0				N/A				4" RECTANGLE PP									
8/5/2017	14	14-BA-2-3-159-0	BA	2	3										159	0				N/A				4"PP									
8/5/2017	14	14-BA-2-3-0-46	BA	2	3										0	46				N/A				3"PP									
8/5/2017	14	14-BA-2-3-0-30	BA	2	3										0	30				N/A				12"PP									
8/5/2017	14	14-BA-2-3-0-11	BA	2	3										0	11				N/A				20"PP									
8/26/2017	14	14-BA-2-4-151-0	BA	2	4		1	151	0	VT	P	P			151	0	VT	P	RI	R				3" VWR AR		151	0	0	0	0		14-BA-2-4-151-0-1	1	WR
8/22/2017	14	14-BA-2-4-14-0	BA	2	4		2	6-22	0	BFET	WI	WI			14	0	VT	WI	WI	R				30" HWR @15,0		15	0	30	0	30		14-BA-2-4-15-0-2	2	WR

			Shell Location			Master Features Legend	TesTex NDE							EEI NDE								Notes	Photo Links	Recommended Repairs								Repair Type Legend
			General Location					TexTex Reported Indication Location		TesTex NDE																							
Date	Tank No.	Overall ID	Location in Tank	Shell Course	Plate Number	Master Feature	TesTex Indication ID on Plate	X Coordinate (in)	Y Coordinate (in)	Method	Indication Type	SIMPLIFIED INDICATION TYPE	Minimum Wall Thickness (in)	Depth of Topside Indication(in)	Center of indication: X (in)	Center of indication: Y (in)	Method	Indication Type	SIMPLIFIED INDICATION TYPE	EEI Recommendation (Repair or No Repair)	Minimum Thickness (in)	Depth (in)			Center of Repair: X (in)	Center of Repair: Y (in)	Width or Dia (in)	Height (in)	Length of Weld (in)	Area of PP (sq in)	EEI repair No.	Repair No. on Plate	Repair Type (Patch, Weld, Other)
8/22/2017	14	14-BA-2-4-25-0	BA	2	4		3	25	0	VT	P	P			25	0	VT	P	RI	R					15	0	0	0	0		14-BA-2-4-15-0-2	2	WR
8/30/2017	14	14-BA-2-5-149.5-28.5	BA	2	5		1	138-161	5-52	VT	BULGE	B			149.5	28.5	VT	BULGE	B	NR			NR									
8/30/2017	14	14-BA-2-5-224.5-30.5	BA	2	5		2	212-237	8-53	VT	BULGE	B			224.5	30.5	VT	BULGE	B	NR			NR									
8/30/2017	14	14-BA-2-5-152-58	BA	2	5										152	58	VT	P	RI	R			4" HWR		152	58	4	0	4		14-BA-2-5-152-58-1	1	WR
8/30/2017	14	14-BA-2-6-15.5-32.5	BA	2	6		1	0-31	9-56	VT	BULGE	B			15.5	32.5	VT	BULGE	B	NR			NR									
8/30/2017	14	14-BA-2-6-147-30	BA	2	6		2	134-160	8-52	VT	BULGE	B			147	30	VT	BULGE	B	NR			NR									
8/30/2017	14	14-BA-2-6-222-27	BA	2	6		3	210-234	4-50	VT	BULGE	B			222	27	VT	BULGE	B	NR			NR									
8/30/2017	14	14-BA-2-6-30-58	BA	2	6										30	58	VT	P	RI	R			2" HWR		30	58	2	0	2		14-BA-2-6-30-58-1	1	WR
8/30/2017	14	14-BA-2-6-80-58	BA	2	6										80	58	VT	P	RI	R			2" HWR		80	58	2	0	2		14-BA-2-6-80-58-2	2	WR
9/5/2017	14	14-BA-2-7-14-34.5	BA	2	7		1	0-28	9-60	VT	BULGE	B			14	34.5	VT	BULGE	B	NR			NR									
9/5/2017	14	14-BA-2-7-107-33	BA	2	7		2	94-120	6-60	VT	BULGE	B			107	33	VT	BULGE	B	NR			NR									
9/5/2017	14	14-BA-2-7-164.5-30	BA	2	7		3	151-178	8-52	VT	BULGE	B			164.5	30	VT	BULGE	B	NR			NR									
9/5/2017	14	14-BA-2-7-223.5-30.5	BA	2	7		4	211-236	6-55	VT	BULGE	B			223.5	30.5	VT	BULGE	B	NR			NR									
9/5/2017	14	14-BA-2-7-148-57	BA	2	7										148	57	VT	P	RI	R			4" VWR on PP		148	57	0	4	4		14-BA-2-7-148-57-2	2	WR
9/5/2017	14	14-BA-2-7-150-59	BA	2	7										150	59	VT	P	RI	R			2" HWR on PP		150	59	2	0	2		14-BA-2-7-150-59-1	1	WR
9/9/2017	14	14-BA-2-8-14.5-36.5	BA	2	8		1	0-29	13-60	VT	BULGE	B			14.5	36.5	VT	BULGE	B	NR												
9/9/2017	14	14-BA-2-8-90.5-36	BA	2	8		2	74-107	12-60	VT	BULGE	B			90.5	36	VT	BULGE	B	NR												
9/9/2017	14	14-BA-2-8-157.5-30.5	BA	2	8		3	141-174	10-51	VT	BULGE	B			157.5	30.5	VT	BULGE	B	NR												
	14	14-BA-2-8-0-58	BA	2	8										0	58				N/A			Master Feature									
	14	14-BA-2-8-0-52	BA	2	8										0	52				N/A			Master Feature									
	14	14-BA-2-8-0-32	BA	2	8										0	32				N/A			Master Feature									
	14	14-BA-2-8-0-24	BA	2	8										0	24				N/A			Master Feature									
	14	14-BA-2-8-30-0	BA	2	8										30	0				N/A			Master Feature									
	14	14-BA-2-8-90-0	BA	2	8										90	0				N/A			Master Feature									
	14	14-BA-2-8-150-0	BA	2	8										150	0				N/A			Master Feature									
	14	14-BA-2-8-210-0	BA	2	8										210	0				N/A			Master Feature									
	14	14-BA-2-8-94-57	BA	2	8										94	57	VT	P	RI	R					94	57	2	0	2		14-BA-2-8-94-57-1	1	WR
	14	14-BA-2-9-102.5-29.5	BA	2	9		1	85-120	6-53	VT	BULGE	B			102.5	29.5	VT	BULGE	B	NR												
	14	14-BA-2-9-151-30	BA	2	9		2	137-165	9-51	VT	BULGE	B			151	30	VT	BULGE	B	NR												
	14	14-BA-2-9-221-28	BA	2	9		3	211-231	2-54	VT	BULGE	B			221	28	VT	BULGE	B	NR												
	14	14-BA-2-9-211-0	BA	2	9		4	211	0	VT	WI	WI			211	0	VT	WI	WI	R					211	0	4	0	4		14-BA-2-9-211-0-1	1	WR
	14	14-BA-2-9-30-0	BA	2	9										30	0				N/A			Master Feature									
	14	14-BA-2-9-90-0	BA	2	9										90	0				N/A			Master Feature									
	14	14-BA-2-9-150-0	BA	2	9										150	0				N/A			Master Feature									
	14	14-BA-2-9-210-0	BA	2	9										210	0				N/A			Master Feature									
	14	14-BA-2-9-165-0	BA	2	9										165	0				N/A			Master Feature									
	14	14-BA-2-9-120-0	BA	2	9										120	0	VT	WI	WI	R					120	0	4	0	4		14-BA-2-9-120-0-2	2	WR
	14	14-BA-2-10-16-27	BA	2	10		1	0-32	0-54	VT	BULGE	B			16	27	VT	BULGE	B	NR												
	14	14-BA-2-10-84.5-28.5	BA	2	10		2	60-109	0-57	VT	BULGE	B			84.5	28.5	VT	BULGE	B	NR												
	14	14-BA-2-10-30-0	BA	2	10										30	0				N/A			3" PP									
	14	14-BA-2-10-90-0	BA	2	10										90	0				N/A			3" PP									
	14	14-BA-2-10-150-0	BA	2	10										150	0				N/A			3" PP									
	14	14-BA-2-10-210-0	BA	2	10										210	0				N/A			3" PP									
	14	14-BA-2-10-47-0	BA	2	10										47	0				N/A			3" PP									
	14	14-BA-2-10-0-48	BA	2	10										0	48				N/A			3" PP									
	14	14-BA-2-10-146-58	BA	2	10										146	58	VT	P	RI	R					146	58	4	0	4		14-BA-2-10-146-58-1	1	WR
	14	14-BA-2-11-94-58	BA	2	11		1	94	58	VT	P	P			94	58	VT	P	RI	R					94	58	12	0	12		14-BA-2-11-94-58-1	1	WR
	14	14-BA-2-11-30-0	BA	2	11										30	0				N/A			3" PP									
	14	14-BA-2-11-90-0	BA	2	11										90	0				N/A			3" PP									
	14	14-BA-2-11-150-0	BA	2	11										150	0				N/A			3" PP									
	14	14-BA-2-11-210-0	BA	2	11										210	0				N/A			3" PP									
	14	14-BA-2-11-110-0	BA	2	11										110	0	VT	P	RI	R					110	0	4	0	4		14-BA-2-11-110-0-2	2	WR
	14	14-BA-2-11-150-0	BA	2	11										150	0	VT	P	RI	R					150	0	2	0	2		14-BA-2-11-150-0-3	3	WR
	14	14-BA-2-12-30-0	BA	2	12										30	0				N/A			3" PP									
	14	14-BA-2-12-90-0	BA	2	12										90	0				N/A			3" PP									

			Shell Location			Master Features Legend	TesTex NDE								EEI NDE								Notes	Photo Links	Recommended Repairs								Repair Type Legend
			General Location					TexTex Reported Indication Location		TesTex NDE																								
Date	Tank No.	Overall ID	Location in Tank	Shell Course	Plate Number	Master Feature	TesTex Indication ID on Plate	X Coordinate (in)	Y Coordinate (in)	Method	Indication Type	SIMPLIFIED INDICATION TYPE	Minimum Wall Thickness (in)	Depth of Topside Indication(in)	Center of indication: X (in)	Center of indication: Y (in)	Method	Indication Type	SIMPLIFIED INDICATION TYPE	EEI Recommendation (Repair or No Repair)	Minimum Thickness (in)	Depth (in)			Center of Repair: X (in)	Center of Repair: Y (in)	Width or Dia (in)	Height (in)	Length of Weld (in)	Area of PP (sq in)	EEI repair No.	Repair No. on Plate	Repair Type (Patch, Weld, Other)
	14	14-BA-2-12-150-0	BA	2	12										150	0				N/A			3" PP										
	14	14-BA-2-12-210-0	BA	2	12										210	0				N/A			3" PP										
	14	14-BA-2-12-30-0	BA	2	12										30	0				N/A			3" PP										
9/12/2017	14	14-BA-2-13-0-5	BA	2	13		1	0	5	VT	P	P			0	5	VT	P	RI	R					0	5	2	0	2		14-BA-2-13-0-5-1	1	WR
	14	14-BA-2-13-30-0	BA	2	13										30	0				N/A			3" PP										
	14	14-BA-2-13-90-0	BA	2	13										90	0				N/A			3" PP										
	14	14-BA-2-13-150-0	BA	2	13										150	0				N/A			3" PP										
	14	14-BA-2-13-210-0	BA	2	13										210	0				N/A			3" PP										
9/12/2017	14	14-BA-2-14-5-0	BA	2	14		1	5	0	VT	P	P			5	0	VT	P	RI	NR													
9/12/2017	14	14-BA-2-14-95-0	BA	2	14		2	95	0	VT	P	P			95	0	VT	P	RI	R					97	0	12	12	48	144	14-BA-2-14-97-0-1	1	PP
9/12/2017	14	14-BA-2-14-99-0	BA	2	14		3	99	0	VT	P	P			99	0	VT	P	RI	R					97	0	12	12	48	144	14-BA-2-14-97-0-1	1	PP
9/12/2017	14	14-BA-2-14-112-0	BA	2	14		4	112	0	VT	UC	UC		0.094	112	0	VT	UC	UC	NR													
9/8/2017	14	14-BA-2-15-0-14	BA	2	15		1	0	14	VT	UC	UC		0.094	0	14	VT	UC	UC	NR													
9/8/2017	14	14-BA-2-15-0-25	BA	2	15		2	0	25	VT	P	P			0	25	VT	P	RI	NR													
9/1/2017	14	14-BA-2-16-28-57	BA	2	16		1	28	57	BFET	WI	WI			28	57	VT	WI	WI	R					28	57	2	0	2		14-BA-2-16-28-57-1	1	WR
9/1/2017	14	14-BA-2-16-143-58	BA	2	16		2	143	58	BFET	WI	WI			143	58	VT	WI	WI	R			See R3P16 - repair covered by PP		143	58	12	12	48	144	14-BA-2-16-143-58-2	2	PP
9/1/2017	14	14-BA-2-16-208-58	BA	2	16		3	208	58	VT	P	P			208	58	VT	P	RI	R					208	58	2	0	2		14-BA-2-16-208-58-3	3	WR
9/1/2017	14	14-BA-2-16-0-7	BA	2	16		4	0	2-12	BFET	WI	WI			0	7	VT	WI	WI	R					0	6	0	12	12		14-BA-2-16-0-6-4	4	WR
9/1/2017	14	14-BA-2-16-25-30	BA	2	16		5	25	30	VT	Bulge	B			25	30	VT	Bulge	B	NR													
9/1/2017	14	14-BA-2-16-98-30	BA	2	16		6	98	30	VT	Bulge	B			98	30	VT	Bulge	B	NR													
9/1/2017	14	14-BA-2-16-216-30	BA	2	16		7	216	30	VT	Bulge	B			216	30	VT	Bulge	B	NR													
9/1/2017	14	14-BA-2-16-26-0	BA	2	16										26	0	VT	P	RI	R					26	0	12	12	48	144	14-BA-2-16-26-0-5	5	pp
9/1/2017	14	14-BA-2-16-59-0	BA	2	16										59	0	VT	P	RI	R					59	0	12	12	48	144	14-BA-2-16-59-0-6	6	pp
9/1/2017	14	14-BA-2-16-74-0	BA	2	16										74	0	VT	P	RI	R					74	0	2	0	2		14-BA-2-16-74-0-7	7	WR
9/1/2017	14	14-BA-2-16-90-0	BA	2	16										90	0	VT	P	RI	R					90	0	3	0	3		14-BA-2-16-90-0-8	8	WR
8/25/2017	14	14-BA-1-1-95-59	BA	1	1		1	95	59	BFET	WI	WI			95	59	VT	WI	WI	R					95	59	3	0	3		14-BA-1-1-95-59-1	1	WR
8/25/2017	14	14-BA-1-1-96-30	BA	1	1		2	96	30	VT	BULGE	B			96	30	VT	BULGE	B	NR													
8/25/2017	14	14-BA-1-1-168-30	BA	1	1		3	168	30	VT	BULGE	B			168	30	VT	BULGE	B	NR													
8/5/2017	14	14-BA-1-2-53-8	BA	1	2		1	53	8	VT	UC	UC		0.15	53	8	VT	UC	UC	R					53	8	8	8	32	64	14-BA-1-2-53-8-1	1	PP
8/5/2017	14	14-BA-1-2-130-11	BA	1	2		2	130	11	VT	UC	UC		0.125	130	11	VT	UC	UC	NR		0.063	Depth less than repair cutoff										
	14	14-BA-1-2-30-0	BA	1	2										30	0				N/A			Master Feature										
	14	14-BA-1-2-90-0	BA	1	2										90	0				N/A			Master Feature										
	14	14-BA-1-2-150-0	BA	1	2										150	0				N/A			Master Feature										
	14	14-BA-1-2-210-0	BA	1	2										210	0				N/A			Master Feature										
8/23/2017	14	14-BA-1-3-222-42	BA	1	3		1	204-240	24-60	VT	BULGE	B			222	42	VT	BULGE	B	NR													
	14	14-BA-1-3-30-0	BA	1	3										30	0				N/A			DIAMOND PP										
9/22/2017	14	14-BA-1-3-90-0	BA	1	3										90	0				N/A			DIAMOND PP										
9/22/2017	14	14-BA-1-3-150-0	BA	1	3										150	0				N/A			DIAMOND PP										
9/22/2017	14	14-BA-1-3-210-0	BA	1	3										210	0				N/A			DIAMOND PP										
9/22/2017	14	14-BA-1-3-24-40	BA	1	3										24	40				N/A													
8/26/2017	14	14-BA-1-4-16.5-31.5	BA	1	4		1	3-30	7-56	VT	BULGE	B			16.5	31.5	VT	BULGE	B	NR			NR										
8/26/2017	14	14-BA-1-4-134.5-27	BA	1	4		2	116-153	0-54	VT	BULGE	B			134.5	27	VT	BULGE	B	NR			NR										
8/26/2017	14	14-BA-1-4-180-27	BA	1	4		3	156-204	0-54	VT	BULGE	B			180	27	VT	BULGE	B	NR			NR										
8/26/2017	14	14-BA-1-4-223.5-30	BA	1	4		4	207-240	0-60	VT	BULGE	B			223.5	30	VT	BULGE	B	NR			NR										
8/26/2017	14	14-BA-1-4-146-58	BA	1	4										146	58	VT	P	RI	R			2" HWR		146	58	2	0	2		14-BA-1-4-146-58-1	1	WR
8/30/2017	14	14-BA-1-5-13.5-20.5	BA	1	5		1	3-24	4-37	VT	BULGE	B			13.5	20.5	VT	BULGE	B	NR													
8/30/2017	14	14-BA-1-5-64.5-32	BA	1	5		2	49-80	10-54	VT	BULGE	B			64.5	32	VT	BULGE	B	NR													
8/30/2017	14	14-BA-1-5-95.5-52	BA	1	5		3	80-111	44-60	VT	BULGE	B			95.5	52	VT	BULGE	B	NR													
8/30/2017	14	14-BA-1-5-132-30	BA	1	5		4	111-153	4-56	VT	BULGE	B			132	30	VT	BULGE	B	NR													
8/30/2017	14	14-BA-1-5-184-38.5	BA	1	5		5	168-200	17-60	VT	BULGE	B			184	38.5	VT	BULGE	B	NR													
8/30/2017	14	14-BA-1-5-224.5-33	BA	1	5		6	209-240	6-60	VT	BULGE	B			224.5	33	VT	BULGE	B	NR													
8/30/2017	14	14-BA-1-5-87-58	BA	1	5										87	58	VT	UC	UC	R			4" HWR		87	58	4	0	4		14-BA-1-5-87-58-1	1	WR
8/30/2017	14	14-BA-1-5-90-60	BA	1	5										90	60	VT	P	RI	R			2" HWR		90	60	2	0	2		14-BA-1-5-90-60-2	2	WR
8/30/2017	14	14-BA-1-5-93-59	BA	1	5										93	59	VT	UC	UC	R			2" HWR		93	59	2	0	2		14-BA-1-5-93-59-3	3	WR
9/6/2017	14	14-BA-1-6-17-30	BA	1	6		1	3-31	5-55	VT	BULGE	B			17	30	VT	BULGE	B	NR			NR										

			Shell Location			Master Features Legend	TesTex NDE							EEI NDE								Notes	Photo Links	Recommended Repairs								Repair Type Legend
			General Location					TexTex Reported Indication Location		TesTex NDE																							
Date	Tank No.	Overall ID	Location in Tank	Shell Course	Plate Number	Master Feature	TesTex Indication ID on Plate	X Coordinate (in)	Y Coordinate (in)	Method	Indication Type	SIMPLIFIED INDICATION TYPE	Minimum Wall Thickness (in)	Depth of Topside Indication(in)	Center of indication: X (in)	Center of indication: Y (in)	Method	Indication Type	SIMPLIFIED INDICATION TYPE	EEI Recommendation (Repair or No Repair)	Minimum Thickness (in)	Depth (in)			Center of Repair: X (in)	Center of Repair: Y (in)	Width or Dia (in)	Height (in)	Length of Weld (in)	Area of PP (sq in)	EEI repair No.	Repair No. on Plate	Repair Type (Patch, Weld, Other)
9/6/2017	14	14-BA-1-6-69.5-30.5	BA	1	6		2	58-81	5-56	VT	BULGE	B			69.5	30.5	VT	BULGE	B	NR			NR										
9/6/2017	14	14-BA-1-6-108-29	BA	1	6		3	96-120	5-53	VT	BULGE	B			108	29	VT	BULGE	B	NR			NR										
9/6/2017	14	14-BA-1-6-168-30	BA	1	6		4	151-185	0-60	VT	BULGE	B			168	30	VT	BULGE	B	NR			NR										
9/6/2017	14	14-BA-1-6-225-30	BA	1	6		5	210-240	0-60	VT	BULGE	B			225	30	VT	BULGE	B	NR			NR										
9/6/2017	14	14-BA-1-6-85-60	BA	1	6										85	60	VT	P	RI	R			2" HWR		85	60	2	0	2		14-BA-1-6-85-60-2	2	WR
9/6/2017	14	14-BA-1-6-89-58	BA	1	6										89	58	VT	P	RI	R			2" HWR		89	58	2	0	2		14-BA-1-6-89-58-1	1	WR
9/9/2017	14	14-BA-1-7-73-32.5	BA	1	7		1	56-90	12-53	VT	BULGE	B			73	32.5	VT	BULGE	B	NR			NR										
9/9/2017	14	14-BA-1-7-133.5-30	BA	1	7		2	120-147	0-60	VT	BULGE	B			133.5	30	VT	BULGE	B	NR			NR										
9/9/2017	14	14-BA-1-7-169.5-34.5	BA	1	7		3	159-180	9-60	VT	BULGE	B			169.5	34.5	VT	BULGE	B	NR			NR										
9/9/2017	14	14-BA-1-7-221.5-39.5	BA	1	7		4	203-240	19-60	VT	BULGE	B			221.5	39.5	VT	BULGE	B	NR			NR										
9/9/2017	14	14-BA-1-7-150-0	BA	1	7										150	0	VT	UC	UC	R			3" HWR		150	0	3	0	3		14-BA-1-7-150-0-1	1	WR
9/13/2017	14	14-BA-1-8-0-0	BA	1	8		1	0	0	VT	Dent	D			0	0	VT	DENT	D	NR													
9/13/2017	14	14-BA-1-8-15-35.5	BA	1	8		2	3-27	16-55	VT	BULGE	B			15	35.5	VT	BULGE	B	NR													
9/13/2017	14	14-BA-1-8-75-29.5	BA	1	8		3	60-90	5-54	VT	BULGE	B			75	29.5	VT	BULGE	B	NR													
9/13/2017	14	14-BA-1-8-162-34	BA	1	8		4	144-180	8-60	VT	BULGE	B			162	34	VT	BULGE	B	NR													
9/13/2017	14	14-BA-1-8-224.5-30.5	BA	1	8		5	209-240	8-53	VT	BULGE	B			224.5	30.5	VT	BULGE	B	NR													
9/13/2017	14	14-BA-1-8-89-0	BA	1	8		6	89	0	BFET	WI	WI			89	0	VT	RI	WI	NR													
	14	14-BA-1-8-30-0	BA	1	8										30	0				N/A			Master Feature										
	14	14-BA-1-8-90-0	BA	1	8										90	0				N/A			Master Feature										
	14	14-BA-1-8-150-0	BA	1	8										150	0				N/A			Master Feature										
	14	14-BA-1-8-210-0	BA	1	8										210	0				N/A			Master Feature										
	14	14-BA-1-9-99-31	BA	1	9		1	83-115	8-54	VT	BULGE	B			99	31	VT	BULGE	B	NR													
	14	14-BA-1-9-222.5-40	BA	1	9		2	205-240	20-60	VT	BULGE	B			222.5	40	VT	BULGE	B	NR													
	14	14-BA-1-9-90-0	BA	1	9										90	0				N/A			Master Feature										
	14	14-BA-1-9-150-0	BA	1	9										150	0				N/A			Master Feature										
	14	14-BA-1-9-210-0	BA	1	9										210	0				N/A			Master Feature										
	14	14-BA-1-9-37-42	BA	1	9										37	42				N/A			Master Feature										
	14	14-BA-1-9-0-43	BA	1	9										0	43	VT	P	RI	R					0	43	0	4	4		14-BA-1-9-0-43-1	1	WR
	14	14-BA-1-9-30-0	BA	1	9										30	0				N/A			Master Feature										
	14	14-BA-1-10-126-30	BA	1	10		1	126	30	VT	BULGE	B			126	30	VT	BULGE	B	NR													
	14	14-BA-1-10-30-0	BA	1	10										30	0				N/A			3" PP										
	14	14-BA-1-10-90-0	BA	1	10										90	0				N/A			3" PP										
	14	14-BA-1-10-150-0	BA	1	10										150	0				N/A			3" PP										
	14	14-BA-1-10-210-0	BA	1	10										210	0				N/A			3" PP										
	14	14-BA-1-10-218-43	BA	1	10										218	43				N/A			3" Grout Nozzle										
	14	14-BA-1-11-148-57	BA	1	11		1	148	57	BFET	WI	WI			148	57	VT	WI	WI	N/A			See R2P12										
	14	14-BA-1-11-208-57	BA	1	11		2	208	57	BFET	WI	WI			208	57	VT	WI	WI	N/A			See R2P12										
	14	14-BA-1-11-30-0	BA	1	11										30	0				N/A			3" PP										
	14	14-BA-1-11-90-0	BA	1	11										90	0				N/A			3" PP										
	14	14-BA-1-11-150-0	BA	1	11										150	0				N/A			3" PP										
	14	14-BA-1-11-210-0	BA	1	11										210	0				N/A			3" PP										
	14	14-BA-1-11-178-1	BA	1	11										178	1	VT	P	RI	R					178	1	2	0	2		14-BA-1-11-178-1-1	1	WR
	14	14-BA-1-11-210-0	BA	1	11										210	0	VT	P	RI	R			POR/UC		210	1	2	0	2		14-BA-1-11-210-1-2	2	WR
9/15/2017	14	14-BA-1-12-16-0	BA	1	12		1	16	0	VT	UC	UC			16	0	VT	UC	UC	R					16	0	2	0	2		14-BA-1-12-16-0-1	1	WR
9/15/2017	14	14-BA-1-12-27-57	BA	1	12		2	27	57	VT	P	P			27	57	VT	P	RI	R			12" Pipe Cap Repair		27	57	12	0	37.69911	113.0973	14-BA-1-12-27-57-2	2	PC
	14	14-BA-1-12-90-0	BA	1	12										90	0				N/A			3" PP										
	14	14-BA-1-12-150-0	BA	1	12										150	0				N/A			3" PP										
	14	14-BA-1-12-210-0	BA	1	12										210	0				N/A			3" PP										
	14	14-BA-1-12-150-0	BA	1	12										150	0	VT	TS	TS	R					150	0	12	12	48	144	14-BA-1-12-150-0-3	3	PP
9/12/2017	14	14-BA-1-13-20-30	BA	1	13		1	20	30	VT	BULGE	B			20	30	VT	BULGE	B	NR													
9/12/2017	14	14-BA-1-13-84-30	BA	1	13		2	84	30	VT	BULGE	B			84	30	VT	BULGE	B	NR													
9/12/2017	14	14-BA-1-13-134-30	BA	1	13		3	134	30	VT	BULGE	B			134	30	VT	BULGE	B	NR													
	14	14-BA-1-13-30-0	BA	1	13										30	0				N/A			3" PP										
	14	14-BA-1-13-90-0	BA	1	13										90	0				N/A			3" PP										
	14	14-BA-1-13-150-0	BA	1	13										150	0				N/A			3" PP										

			Shell Location			Master Features Legend	TesTex NDE							EEI NDE								Notes	Photo Links	Recommended Repairs								Repair Type Legend
			General Location					TexTex Reported Indication Location		TesTex NDE																							
Date	Tank No.	Overall ID	Location in Tank	Shell Course	Plate Number	Master Feature	TesTex Indication ID on Plate	X Coordinate (in)	Y Coordinate (in)	Method	Indication Type	SIMPLIFIED INDICATION TYPE	Minimum Wall Thickness (in)	Depth of Topside Indication(in)	Center of indication: X (in)	Center of indication: Y (in)	Method	Indication Type	SIMPLIFIED INDICATION TYPE	EEI Recommendation (Repair or No Repair)	Minimum Thickness (in)	Depth (in)			Center of Repair: X (in)	Center of Repair: Y (in)	Width or Dia (in)	Height (in)	Length of Weld (in)	Area of PP (sq in)	EEI repair No.	Repair No. on Plate	Repair Type (Patch, Weld, Other)
	14	14-BA-1-13-210-0	BA	1	13										210	0				N/A			3" PP										
	14	14-BA-1-13-183-15	BA	1	13										183	15	VT	P	RI	R					183	15	6	0	18.84956	28.27433	14-BA-1-13-183-15-1	1	PP
9/8/2017	14		BA	1	14						NRI	NRI								N/A													
9/8/2017	14	14-BA-1-14-0-53	BA	1	14										0	53	VT	P	RI	R					0	53	2	0	2		14-BA-1-14-0-53-1	1	WR
9/8/2017	14	14-BA-1-14-147-6	BA	1	14										147	6	VT	LOF,P,UC	LOF	R					147	6	12	12	48	144	14-BA-1-14-147-6-2	2	TSPP
9/1/2017	14	14-BA-1-15-0-36	BA	1	15		1	0	36	VT	P	P			0	36	VT	P	RI	R					0	36	2	0	2		14-BA-1-15-0-36-1	1	WR
9/8/2017	14	14-BA-1-15-20-18	BA	1	15		2	20	18	VT	P, UC	P		0.094	20	18	VT	P,UC	RI	R					20	18	6	0	18.84956	28.27433	14-BA-1-15-20-18-2	2	PP
9/8/2017	14	14-BA-1-15-122-8	BA	1	15										122	8	VT	LINEAR	LIN	R					122	8	6	0	18.84956	28.27433	14-BA-1-15-122-8-3	3	PP
9/8/2017	14	14-BA-1-15-147-28	BA	1	15										147	28	VT	P	RI	R					147	28	0	2	2		14-BA-1-15-147-28-4	4	WR
9/1/2017	14		BA	1	16						NRI	NRI								N/A													
9/1/2017	14	14-BA-1-16-0-4	BA	1	16										0	4	VT	P	RI	R					0	4	0	4	4		14-BA-1-16-0-4-2	2	WR
9/1/2017	14	14-BA-1-16-90-0	BA	1	16										90	0	VT	P	RI	R					90	0	12	12	48	144	14-BA-1-16-90-0-1	1	PP
8/22/2017	14	14-LD-4-7-0-69	LD	4	7		1	0	69	BFET	WI	WI			0	69	VT	WI	WI	R					0	69	0	6	6		14-LD-4-7-0-69-1	1	WR
8/22/2017	14	14-LD-4-7-21-89	LD	4	7		2	21	89	BFET	WI	WI			21	89	VT	WI	WI	R					21	89	4	0	4		14-LD-4-7-21-89-2	2	WR
	14	14-LD-4-7-45-41	LD	4	7										45	41				N/A			3" Grout Nozzle									
	14	14-LD-4-7-29-7	LD	4	7										29	7				N/A			3" PP									
	14	14-LD-4-7-9-9	LD	4	7										9	9	VT	UC	UC	R			Grind Flush & PP repair		9	9	6	0	18.84956	28.27433	14-LD-4-7-9-9-3	3	PP
8/22/2017	14	14-LD-4-8-0-62	LD	4	8		1	0	62	VT	WI	WI			0	62	VT	WI	WI	R					0	62	0	6	6		14-LD-4-8-0-62-1	1	WR
8/22/2017	14	14-LD-4-8-31-89	LD	4	8		2	31	89	VT	P	P			31	89	VT	P	RI	R					31	89	4	0	4		14-LD-4-8-31-89-2	2	WR
	14	14-LD-4-8-29-7	LD	4	8										29	7				N/A			3" PP									
	14	14-LD-4-8-39-9	LD	4	8										39	9	VT	UC	UC	R			Grind Flush & PP repair		39	9	6	0	18.84956	28.27433	14-LD-4-8-39-9-3	3	PP
	14	14-LD-4-9-36-34	LD	4	9										36	34				N/A			3" Grout Nozzle									
	14	14-LD-4-9-27-7	LD	4	9										27	7				N/A			3" PP									
	14	14-LD-4-9-49-12	LD	4	9										49	12	VT	UC	UC	R					49	12	6	0	18.84956	28.27433	14-LD-4-9-49-12-1	1	PP
	14	14-LD-4-10-22-8	LD	4	10										22	8				N/A			3" PP									
	14	14-LD-4-11-10-77	LD	4	11										10	77				N/A			3" PP									
	14	14-LD-4-11-41-5	LD	4	11										41	5				N/A			3" PP									
	14	14-LD-4-11-22-8	LD	4	11										22	8				N/A			3" PP									
	14	14-LD-4-12-26-34	LD	4	12										26	34				N/A			3" Grout Nozzle									
	14	14-LD-4-12-27-8	LD	4	12										27	8				N/A			3" PP									
	14	14-LD-4-13-18-8	LD	4	13										18	8				N/A			3" PP									
	14	14-LD-4-13-24-8	LD	4	13										24	8				N/A			3" PP									
8/23/2017	14	14-LD-4-14-56-83	LD	4	14		1	56	83	VT	Dent	D			56	83	VT	DENT	D	NR													
	14	14-LD-4-15-35-33	LD	4	15										35	33				N/A			3" Grout Nozzle									
	14	14-LD-4-15-24-7	LD	4	15										24	7				N/A			3" PP									
8/26/2017	14	14-LD-4-16-24-7	LD	4	16		1	24	7	VT	P	P			24	7	VT	P	RI	R					24	7	0	2	2		14-LD-4-16-24-7-1	1	WR
	14	14-LD-4-16-25-7	LD	4	16										25	7				N/A			3" PP									
	14	14-LD-4-17-33-7	LD	4	17										33	7				N/A			3" PP									
	14	14-LD-4-17-51-5	LD	4	17										51	5				N/A			3" PP									
	14	14-LD-4-18-25-44	LD	4	18										25	44				N/A			3" Grout Nozzle									
	14	14-LD-4-18-27-7	LD	4	18										27	7				N/A			3" PP									
8/30/2017	14	14-LD-4-19-54-0	LD	4	19		1	54	0	VT	P	P			54	0	VT	P	RI	R					54	0	2	0	2		14-LD-4-19-54-0-1	1	WR
	14	14-LD-4-19-24-7	LD	4	19										24	7				N/A			3" PP									
8/30/2017	14	14-LD-4-20-0-9	LD	4	20		1	0	9	BFET	WI	WI			0	9	VT	WI	WI	R					0	9	0	6	6		14-LD-4-20-0-9-1	1	WR
	14	14-LD-4-20-28-8	LD	4	20										28	8				N/A			3" PP									
8/30/2017	14	14-LD-4-21-0-77	LD	4	21		1	0	77	BFET	WI	WI			0	77	VT	WI	WI	R					0	77	0	6	6		14-LD-4-21-0-77-1	1	WR
8/30/2017	14	14-LD-4-21-25-38	LD	4	21		2	25	38	VT	UC	UC		0.156	25	38	VT	UC	UC	R			Re-weld around Nozzle		25	36	10	0	10		14-LD-4-21-25-36-2	2	WR
8/30/2017	14	14-LD-4-21-22-36	LD	4	21		3	22	36	BFET	WI	WI			22	36	VT	WI	WI	R					25	36	10	0	10		14-LD-4-21-25-36-2	2	WR
	14	14-LD-4-21-25-36	LD	4	21										25	36				N/A			3" Grout Nozzle									
	14	14-LD-4-21-28-8	LD	4	21										28	8				N/A			3" PP									
	14	14-LD-4-22-22-6	LD	4	22										22	6				N/A			3" PP									
8/30/2017	14	14-LD-4-23-38-43	LD	4	23		1	38	43	VT	Dent	D			38	43	VT	DENT	D	NR													
	14	14-LD-4-23-22-79	LD	4	23										22	79				N/A			3" PP									
	14	14-LD-4-23-26-6	LD	4	23										26	6				N/A			3" PP									
	14	14-LD-4-23-47-5	LD	4	23										47	5				N/A			3" PP									

			Shell Location			Master Features Legend	TesTex NDE								EEI NDE								Notes	Photo Links	Recommended Repairs								Repair Type Legend
Date	Tank No.	Overall ID	General Location			Master Feature	TesTex Indication ID on Plate	TexTex Reported Indication Location		TesTex NDE		SIMPLIFIED INDICATION TYPE	Minimum Wall Thickness (in)	Depth of Topside Indication(in)	Center of indication: X (in)	Center of indication: Y (in)	Method	Indication Type	SIMPLIFIED INDICATION TYPE	EEI Recommendation (Repair or No Repair)	Minimum Thickness (in)	Depth (in)			Center of Repair: X (in)	Center of Repair: Y (in)	Width or Dia (in)	Height (in)	Length of Weld (in)	Area of PP (sq in)	EEI repair No.	Repair No. on Plate	Repair Type (Patch, Weld, Other)
			Location in Tank	Shell Course	Plate Number			X Coordinate (in)	Y Coordinate (in)	Method	Indication Type																						
9/6/2017	14	14-LD-4-24-46-81	LD	4	24		1	46	81	LFET	BC	BC	0.184		46	81	PAUT	BC	BC	NR			tr > .160										
	14	14-LD-4-24-23-36	LD	4	24										23	36				N/A			3" Grout Nozzle										
	14	14-LD-4-24-25-7	LD	4	24										25	7				N/A			3" PP										
9/6/2017	14	14-LD-4-25-24-21	LD	4	25		1	24	21	LFET	BC	BC	0.198		24	21	PAUT	BC	BC	NR			tr > .160										
	14	14-LD-4-25-25-7	LD	4	25										25	7				N/A			3" PP										
9/6/2017	14	14-LD-4-26-16.5-63	LD	4	26		1	0-33	60-66	VT	Dent	D			16.5	63	VT	DENT	D	NR													
	14	14-LD-4-26-26-7	LD	4	26										26	7				N/A			3" PP										
	14	14-LD-4-27-53-78	LD	4	27										53	78				N/A			3" PP										
	14	14-LD-4-27-7-45	LD	4	27										7	45				N/A			3" Grout Nozzle										
	14	14-LD-4-27-25-7	LD	4	27										25	7				N/A			3" PP										
	14	14-LD-4-28-0-84	LD	4	28										0	84				N/A			3" PP										
	14	14-LD-4-28-0-74	LD	4	28										0	74				N/A			3" PP										
	14	14-LD-4-28-23-7	LD	4	28										23	7				N/A			3" PP										
9/9/2017	14	14-LD-4-29-21-16.5	LD	4	29		1	20-22	15-18	VT	BULGE	B			21	16.5	VT	BULGE	B	NR													
	14	14-LD-4-29-29-8	LD	4	29										29	8				N/A			3" PP										
	14	14-LD-4-29-30-5	LD	4	29										30	5				N/A			3" PP										
9/9/2017	14	14-LD-4-30-40-68	LD	4	30		1	40	68	VT	Dent	D			40	68	VT	DENT	D	NR													
	14	14-LD-4-30-23-42	LD	4	30										23	42				N/A			3" Grout Nozzle										
	14	14-LD-4-30-26-7	LD	4	30										26	7				N/A			3" PP										
	14	14-LD-4-31-28-7	LD	4	31										28	7				N/A			3" PP										
9/13/2017	14		LD	4	32						NRI	NRI								N/A													
9/13/2017	14		LD	4	33						NRI	NRI								N/A													
9/13/2017	14		LD	4	34						NRI	NRI								N/A													
9/13/2017	14		LD	4	35						NRI	NRI								N/A													
	14	14-LD-4-36-38-6	LD	4	36										38	6				N/A			4" Diameter PP										
	14	14-LD-4-36-20-38	LD	4	36										20	38				N/A			3" Grout Nozzle										
	14	14-LD-4-37-0-84	LD	4	37										0	84				N/A			8" Diameter PP										
	14	14-LD-4-37-27-6	LD	4	37										27	6				N/A			4" Diameter PP										
	14	14-LD-4-38-39.5-57.5	LD	4	38		1	24-55	50-65	VT	BULGE	B			39.5	57.5	VT	BULGE	B	NR													
	14	14-LD-4-38-30-6	LD	4	38										30	6				N/A			Patch Plate										
	14	14-LD-4-39-4-38	LD	4	39										4	38				N/A			3" Grout Nozzle										
	14	14-LD-4-39-38-6	LD	4	39										38	6				N/A			Patch Plate										
	14	14-LD-4-39-0-5	LD	4	39										0	5	VT	LOF	LOF	R					0	5	0	10	10		14-LD-4-39-0-5-1	1	WR
	14	14-LD-4-40-30-6	LD	4	40										30	6				N/A			Patch Plate										
9/12/2017	14		LD	4	41						NRI	NRI								N/A													
	14	14-LD-4-41-48-38	LD	4	41	N									48	38				N/A			3"N										
	14	14-LD-4-41-27-6	LD	4	41	PP									27	6				N/A			3"PP										
	14	14-LD-4-41-47-4	LD	4	41	PP									47	4				N/A			3"PP										
9/12/2017	14		LD	4	42						NRI	NRI								N/A													
	14	14-LD-4-42-60-73	LD	4	42	PP									60	73				N/A			3"PP										
	14	14-LD-4-42-35-7	LD	4	42	PP									35	7				N/A			3"PP										
9/12/2017	14		LD	4	43						NRI	NRI								N/A													
	14	14-LD-4-43-28-6	LD	4	43	PP									28	6				N/A			3" PP										
9/12/2017	14	14-LD-4-44-16-94	LD	4	44		1	16	94	VT	P	P			16	94	VT	P	P	NR													
	14	14-LD-4-44-53-0	LD	4	44										53	0	VT	LOF	LOF	R			4" HWR		53	0	4	0	4		14-LD-4-44-53-0-1	1	WR
	14	14-LD-4-44-34-38	LD	4	44	N									34	38				N/A			3" N										
	14	14-LD-4-44-29-5	LD	4	44	PP									29	5				N/A			3" PP										
	14	14-LD-4-45-0-65	LD	4	45										0	65	VT	UC	UC	R			2" VWR		0	65	0	2	2		14-LD-4-45-0-65-2	2	WR
	14	14-LD-4-45-7-11	LD	4	45										7	11	VT	G	G	R			6" PP		7	11	6	0	18.84956	28.27433	14-LD-4-45-7-11-1	1	PP
9/12/2017	14		LD	4	45						NRI	NRI								N/A													
	14	14-LD-4-45-36-7	LD	4	45										36	7				N/A			3" PP										
9/12/2017	14		LD	4	46						NRI	NRI								N/A													
	14	14-LD-4-46-30-7	LD	4	46	PP									30	7				N/A			3" PP										
9/12/2017	14		LD	4	47						NRI	NRI								N/A													
	14	14-LD-4-47-39-34	LD	4	47	N									39	34				N/A			3" N										

			Shell Location			Master Features Legend	TesTex NDE								EEI NDE								Notes	Photo Links	Recommended Repairs								Repair Type Legend
Date	Tank No.	Overall ID	General Location			Master Feature	TesTex Indication ID on Plate	TexTex Reported Indication Location		TesTex NDE		SIMPLIFIED INDICATION TYPE	Minimum Wall Thickness (in)	Depth of Topside Indication(in)	Center of Indication: X (in)	Center of Indication: Y (in)	Method	Indication Type	SIMPLIFIED INDICATION TYPE	EEI Recommendation (Repair or No Repair)	Minimum Thickness (in)	Depth (in)			Center of Repair: X (in)	Center of Repair: Y (in)	Width or Dia (in)	Height (in)	Length of Weld (in)	Area of PP (sq in)	EEI repair No.	Repair No. on Plate	Repair Type (Patch, Weld, Other)
			Location in Tank	Shell Course	Plate Number			X Coordinate (in)	Y Coordinate (in)	Method	Indication Type																						
	14	14-LD-4-47-0-11	LD	4	47	PP									0	11				N/A			3" PP										
	14	14-LD-4-47-26-7	LD	4	47	PP									26	7				N/A			3" PP										
	14	14-LD-4-47-50-4	LD	4	47	PP									50	4				N/A			3" PP										
	14	14-LD-4-48-13-17	LD	4	48										13	17	VT	G	G	R			6" PP		13	17	6	0	18.84956	28.27433	14-LD-4-48-13-17-3	3	PP
	14	14-LD-4-48-56-6	LD	4	48										56	6	VT	G	G	R			6" PP		56	6	6	0	18.84956	28.27433	14-LD-4-48-56-6-2	2	PP
9/12/2017	14		LD	4	48						NRI	NRI								N/A													
	14	14-LD-4-48-4-5	LD	4	48										4	5	VT	G	G	R			2" WR		4	5	0	2	2		14-LD-4-48-4-5-1	1	WR
	14	14-LD-4-48-0-19	LD	4	48	PP									0	19				N/A			3" PP										
	14	14-LD-4-48-36-7	LD	4	48	PP									36	7				N/A			3" PP										
	14	14-LD-4-49-29-6	LD	4	49										29	6	VT	LOF	LOF	R			2" WR		29	6	2	0	2		14-LD-4-49-29-6-1	1	WR
9/12/2017	14		LD	4	49						NRI	NRI								N/A													
	14	14-LD-4-49-29-6	LD	4	49	PP									29	6				N/A			3" PP										
	14	14-LD-4-50-49-5	LD	4	50										49	5	VT	UC	UC	R			6"PP		49	5	6	0	18.84956	28.27433	14-LD-4-50-49-5-2	2	PP
	14	14-LD-4-50-5-5	LD	4	50										5	5	VT	UC	UC	R			6" PP		5	5	6	0	18.84956	28.27433	14-LD-4-50-5-5-1	1	PP
9/12/2017	14		LD	4	50						NRI	NRI								N/A													
	14	14-LD-4-50-32-29	LD	4	50	N									32	29				N/A			3"N										
	14	14-LD-4-50-27-7	LD	4	50	PP									27	7				N/A			3"PP										
	14	14-LD-4-51-6-6	LD	4	51										6	6	VT	G	G	R			6" PP		6	6	6	0	18.84956	28.27433	14-LD-4-51-6-6-1	1	PP
9/12/2017	14		LD	4	51						NRI	NRI								N/A													
	14	14-LD-4-51-41-5	LD	4	51	PP									41	5				N/A			3" PP										
	14	14-LD-4-52-51-5	LD	4	52										51	5	VT	UC/RI	RI	R			6" PP		51	5	6	0	18.84956	28.27433	14-LD-4-52-51-5-1	1	PP
	14		LD	4	52						NRI	NRI								N/A													
	14	14-LD-4-52-30-8	LD	4	52										30	8				N/A													
	14	14-LD-4-53-51-5	LD	4	53										51	5	VT	G	G	R			6" PP		51	5	6	0	18.84956	28.27433	14-LD-4-53-51-5-2	2	PP
	14	14-LD-4-53-5-6	LD	4	53										5	6	VT	G	G	R			6"PP		5	6	6	0	18.84956	28.27433	14-LD-4-53-5-6-1	1	PP
9/12/2017	14		LD	4	53						NRI	NRI								N/A													
	14	14-LD-4-53-32-8	LD	4	53	PP									32	8				N/A			3"PP										
9/12/2017	14		LD	4	54						NRI	NRI								N/A													
	14	14-LD-4-54-4-4	LD	4	54	PP									4	4				N/A			3" PP										
	14	14-LD-4-54-45-8	LD	4	54	PP									45	8				N/A			3" PP										
	14		LD	4	55						NRI	NRI								N/A													
	14	14-LD-4-55-61-9	LD	4	55	PP									61	9				N/A			3" PP										
	14		LD	4	56						NRI	NRI								N/A													
	14	14-LD-4-56-21-36	LD	4	56	N									21	36				N/A			3" N										
	14	14-LD-4-56-35-6	LD	4	56	PP									35	6				N/A			3" PP										
	14	14-LD-4-57-62-43	LD	4	57			56-68	39-47	VT	B	B			62	43	VT	BULGE	B	NR													
	14	14-LD-4-57-46-7	LD	4	57	PP									46	7				N/A			3" PP										
	14		LD	4	58						NRI	NRI								N/A													
	14	14-LD-4-58-30-6	LD	4	58	PP									30	6				N/A			3" PP										
	14		LD	4	59						NRI	NRI								N/A													
	14	14-LD-4-59-20-32	LD	4	59	N									20	32				N/A			3" N										
9/12/2017	14	14-LD-4-59-28-6	LD	4	59	PP									28	6				N/A			3" PP										
9/12/2017	14	14-LD-4-59-47-4	LD	4	59	PP									47	4				N/A			3" PP										
9/8/2017	14		LD	4	60						NRI	NRI								N/A													
	14	14-LD-4-60-37-6	LD	4	60	PP									37	6				N/A			3" PP										
9/8/2017	14	14-LD-4-61-0-77	LD	4	61		1	0	77	VT	P	P			0	77	VT	P	P	R			2" WR		0	77	0	2	2		14-LD-4-61-0-77-1	1	WR
	14	14-LD-4-61-29-5	LD	4	61	PP									29	5				N/A			3" PP										
9/5/2017	14	14-LD-4-62-7-8	LD	4	62		1	7	8	VT	P	P			7	8	VT	P	P	R			6" PP		7	8	6	0	18.84956	28.27433	14-LD-4-62-7-8-1	1	PP
9/5/2017	14	14-LD-4-62-47-6	LD	4	62		2	47	6	BFET	WI	WI			47	6	VT	WI	WI	R			6" PP		47	6	6	0	18.84956	28.27433	14-LD-4-62-47-6-2	2	PP
	14	14-LD-4-62-32-7	LD	4	62	PP									32	7				N/A			3" PP										
9/5/2017	14	14-LD-4-63-44-88	LD	4	63		1	44	88	VT	P	P			44	88	VT	P	P	NR													
9/5/2017	14	14-LD-4-63-9-7	LD	4	63		2	9	7	BFET	WI	WI			9	7	VT	WI	WI	R			6" PP		9	7	6	0	18.84956	28.27433	14-LD-4-63-9-7-1	1	PP
9/5/2017	14	14-LD-4-63-54-8	LD	4	63		3	54	8	BFET	WI	WI			54	8	VT	WI	WI	R			6" PP		54	8	6	0	18.84956	28.27433	14-LD-4-63-54-8-2	2	PP
	14	14-LD-4-63-47-6	LD	4	63	PP									47	6				N/A													
9/5/2017	14	14-LD-4-64-0-75	LD	4	64		1	0	75	VT	P	P			0	75	VT	P	P	R			2" WR		0	75	0	2	2		14-LD-4-64-0-75-1	1	WR

			Shell Location			Master Features Legend	TesTex NDE								EEI NDE								Notes	Photo Links	Recommended Repairs								Repair Type Legend
			General Location					TexTex Reported Indication Location		TesTex NDE																								
Date	Tank No.	Overall ID	Location in Tank	Shell Course	Plate Number	Master Feature	TesTex Indication ID on Plate	X Coordinate (in)	Y Coordinate (in)	Method	Indication Type	SIMPLIFIED INDICATION TYPE	Minimum Wall Thickness (in)	Depth of Topside Indication(in)	Center of indication: X (in)	Center of indication: Y (in)	Method	Indication Type	SIMPLIFIED INDICATION TYPE	EEI Recommendation (Repair or No Repair)	Minimum Thickness (in)	Depth (in)			Center of Repair: X (in)	Center of Repair: Y (in)	Width or Dia (in)	Height (in)	Length of Weld (in)	Area of PP (sq in)	EEI repair No.	Repair No. on Plate	Repair Type (Patch, Weld, Other)
9/5/2017	14	14-LD-4-64-0-3	LD	4	64		2	0	3	VT	P	P			0	3	VT	P	P	R			2" WR		0	3	0	2	2		14-LD-4-64-0-3-2	2	WR
	14	14-LD-4-64-61-7	LD	4	64	PP									61	7				N/A			3" PP										
9/5/2017	14		LD	4	65						NRI	NRI								N/A													
	14	14-LD-4-65-0-8	LD	4	65										0	8	VT	P	P	R			4X2 PAD WELD		0	8	4	2	6		14-LD-4-65-0-8-1	1	WR
	14	14-LD-4-65-35-0	LD	4	65										35	0	VT	P	P	R					35	0	2	0	2		14-LD-4-65-35-0-3	3	WR
	14	14-LD-4-65-9-8	LD	4	65										9	8	VT	G	G	R					9	8	6	0	18.84956	28.27433	14-LD-4-65-9-8-2	2	PP
	14	14-LD-4-65-28-5	LD	4	65	PP									28	5				N/A			3" PP										
	14	14-LD-4-65-12-36	LD	4	65	N									12	36				N/A			3" N										
	14	14-LD-4-65-48-3	LD	4	65	PP									48	3				N/A			3" PP										
	14	14-LD-4-66-0-78	LD	4	66		1	0	78	VT	P	P			0	78	VT	P	P	R			2" WR		0	78	0	2	2		14-LD-4-66-0-78-1	1	WR
8/22/2017	14		LD	3	1						NRI	NRI								N/A													
	14	14-LD-3-1-6-235	LD	3	1	PP									6	235				N/A			existing 3" PP										
	14	14-LD-3-1-61-235	LD	3	1	PP									61	235				N/A			existing 3" PP										
	14	14-LD-3-1--48	LD	3	1	WELD										48				N/A			MF: horizontal weld										
	14	14-LD-3-1-36-6	LD	3	1	PP									36	6				N/A			existing 3" PP										
8/22/2017	14	14-LD-3-2-35-164	LD	3	2		1	35	164	LFET	BC	BC			35	164	PAUT	BC	BC	NR			tr > .160										
	14	14-LD-3-2-35-194	LD	3	2	N									35	194				N/A			existing 3" N										
	14	14-LD-3-2--48	LD	3	2	WELD										48				N/A			MF: horizontal weld										
	14	14-LD-3-2-36-6	LD	3	2	PP									36	6				N/A			existing 3" PP										
8/22/2017	14		LD	3	3						NRI	NRI								N/A													
	14	14-LD-3-3--48	LD	3	3	WELD										48				N/A			MF: horizontal weld										
	14	14-LD-3-3-36-6	LD	3	3	PP									36	6				N/A			existing 3" PP										
9/12/2017	14		LD	3	4						NRI	NRI								N/A													
	14	14-LD-3-4--48	LD	3	4	WELD										48				N/A			MF: horizontal weld										
	14	14-LD-3-4-36-6	LD	3	4	PP									36	6				N/A			3" PP										
	14	14-LD-3-5-40-227	LD	3	5										40	227	VT	UC	UC	R			6" PP		40	227	6	0	18.84956	28.27433	14-LD-3-5-40-227-1	1	PP
8/22/2017	14		LD	3	5						NRI	NRI								N/A													
	14	14-LD-3-5-5-235	LD	3	5	PP									5	235				N/A			3" PP										
	14	14-LD-3-5-59-235	LD	3	5	PP									59	235				N/A			3" PP										
	14	14-LD-3-5-10-80	LD	3	5	N									10	80				N/A			3" N										
	14	14-LD-3-5--46	LD	3	5	WELD										46				N/A			MF: horizontal weld										
	14	14-LD-3-5-21-8	LD	3	5	PP									21	8				N/A			3" PP										
	14	14-LD-3-5-37-8	LD	3	5	PP									37	8				N/A			3" PP										
8/22/2017	14	14-LD-3-6-77-85	LD	3	6		1	78	82-86	VT	UC	UC		0.16	77	85	VT	UC	UC	R			8" VWR		77	85	0	8	8		14-LD-3-6-77-85-1	1	WR
	14	14-LD-3-6-43-46	LD	3	6										43	46	VT	UC	UC	R			4" HWR		43	46	4	0	4		14-LD-3-6-43-46-2	2	WR
	14	14-LD-3-6-25-235	LD	3	6	PP									25	235				N/A			3" PP										
	14	14-LD-3-6-78-234	LD	3	6	PP									78	234				N/A			3" PP										
	14	14-LD-3-6-3-72	LD	3	6	N									3	72				N/A			3" N										
	14	14-LD-3-6--46	LD	3	6	WELD										46				N/A			MF: horizontal weld										
	14	14-LD-3-6-37-8	LD	3	6	PP									37	8				N/A			3" PP										
8/22/2017	14		LD	3	7						NRI	NRI								N/A													
	14	14-LD-3-7-54-234	LD	3	7	PP									54	234				N/A			3" PP										
	14	14-LD-3-7-15-66	LD	3	7	N									15	66				N/A			3" N										
	14	14-LD-3-7--46	LD	3	7	WELD										46				N/A			MF: horizontal weld										
	14	14-LD-3-7-40-8	LD	3	7	PP									40	8				N/A			3" PP										
8/23/2017	14	14-LD-3-8-0-129	LD	3	8		1	0	129	BFET	WI	WI			0	129	VT	WI	WI	R			4" VWR		0	129	0	4	4		14-LD-3-8-0-129-1	1	WR
	14	14-LD-3-8-22-230	LD	3	8	PP									22	230				N/A			3" PP										
	14	14-LD-3-8-78-232	LD	3	8	PP									78	232				N/A			3" PP										
	14	14-LD-3-8--46	LD	3	8	WELD										46				N/A			MF: horizontal weld										
	14	14-LD-3-8-15-82	LD	3	8	N									15	82				N/A			3" N										
	14	14-LD-3-8-36-7	LD	3	8	PP									36	7				N/A			3" PP										
8/23/2017	14	14-LD-3-9-24-215	LD	3	9		1	24	215	LFET	BC	BC	0.198		24	215	PAUT	BC	BC	NR	0.200												
	14	14-LD-3-9-46-230	LD	3	9	PP									46	230				N/A			3" PP										
	14	14-LD-3-9-45-64	LD	3	9	N									45	64				N/A			3" N										
	14	14-LD-3-9-38-7	LD	3	9	PP									38	7				N/A			3" PP										

			Shell Location			Master Features Legend	TesTex NDE								EEI NDE								Notes	Photo Links	Recommended Repairs								Repair Type Legend
			General Location					TexTex Reported Indication Location		TesTex NDE																								
Date	Tank No.	Overall ID	Location in Tank	Shell Course	Plate Number	Master Feature	TesTex Indication ID on Plate	X Coordinate (in)	Y Coordinate (in)	Method	Indication Type	SIMPLIFIED INDICATION TYPE	Minimum Wall Thickness (in)	Depth of Topside Indication(in)	Center of indication: X (in)	Center of indication: Y (in)	Method	Indication Type	SIMPLIFIED INDICATION TYPE	EEI Recommendation (Repair or No Repair)	Minimum Thickness (in)	Depth (in)			Center of Repair: X (in)	Center of Repair: Y (in)	Width or Dia (in)	Height (in)	Length of Weld (in)	Area of PP (sq in)	EEI repair No.	Repair No. on Plate	Repair Type (Patch, Weld, Other)
8/23/2017	14		LD	3	10						NRI	NRI								N/A													
	14	14-LD-3-10-16-235	LD	3	10	PP									16	235				N/A			3" PP										
	14	14-LD-3-10-79-232	LD	3	10	PP									79	232				N/A			3" PP										
	14	14-LD-3-10-12-9	LD	3	10	PP									12	9				N/A			3" PP										
	14	14-LD-3-10-38-6	LD	3	10	PP									38	6				N/A			3" PP										
8/26/2017	14		LD	3	11						NRI	NRI								N/A													
	14	14-LD-3-11-58-232	LD	3	11	PP									58	232				N/A			3" PP										
	14	14-LD-3-11-38-7	LD	3	11	PP									38	7				N/A			3" PP										
8/26/2017	14	14-LD-3-12-62-123	LD	3	12		1	62	123	VT	Dent	D			62	123	VT	Dent	D	NR													
8/26/2017	14	14-LD-3-12-84-73.5	LD	3	12		2	84	72-75	VT	P	P			84	73.5	VT	P	P	R			8" VWR		84	73	0	8	8		14-LD-3-12-84-73-1	1	WR
	14	14-LD-3-12-29-232	LD	3	12	PP									29	232				N/A			3" PP										
	14	14-LD-3-12-80-232	LD	3	12	PP									80	232				N/A			3" PP										
	14	14-LD-3-12-28-72	LD	3	12	N									28	72				N/A			3" N										
	14	14-LD-3-12-34-7	LD	3	12	PP									34	7				N/A			3" PP										
	14	14-LD-3-12-38-4	LD	3	12	PP									38	4				N/A			3" PP										
8/26/2017	14		LD	3	13						NRI	NRI								N/A													
	14	14-LD-3-13-50-232	LD	3	13	PP									50	232				N/A			3" PP										
	14	14-LD-3-13-60-152	LD	3	13	N									60	152				N/A			3" N										
	14	14-LD-3-13-54-72	LD	3	13	N									54	72				N/A			3" N										
	14	14-LD-3-13-36-6	LD	3	13	PP									36	6				N/A			3" PP										
8/30/2017	14	14-LD-3-14-0-151	LD	3	14		1	0	151	BFET	WI	WI			0	151	VT	WI	WI	R			6" VWR		0	151	0	6	6		14-LD-3-14-0-151-1	1	WR
	14	14-LD-3-14-26-235	LD	3	14	PP									26	235				N/A			3"PP										
	14	14-LD-3-14-80-235	LD	3	14	PP									80	235				N/A			3"PP										
	14	14-LD-3-14-40-6	LD	3	14	PP									40	6				N/A			3"PP										
8/30/2017	14		LD	3	15						NRI	NRI								N/A													
	14	14-LD-3-15-52-235	LD	3	15	PP									52	235				N/A			3" PP										
	14	14-LD-3-15-8-74	LD	3	15	N									8	74				N/A			3" N										
	14	14-LD-3-15-24-8	LD	3	15	PP									24	8				N/A			3" PP										
	14	14-LD-3-15-36-6	LD	3	15	PP									36	6				N/A			3" PP										
8/30/2017	14		LD	3	16						NRI	NRI								N/A													
	14	14-LD-3-16-24-235	LD	3	16	PP									24	235				N/A			3" PP										
	14	14-LD-3-16-78-235	LD	3	16	PP									78	235				N/A			3" PP										
	14	14-LD-3-16-7-73	LD	3	16	N									7	73				N/A			3" N										
	14	14-LD-3-16-37-8	LD	3	16	PP									37	8				N/A			3" PP										
	14	14-LD-3-16-38-5	LD	3	16	PP									38	5				N/A			3" PP										
9/6/2017	14		LD	3	17						NRI	NRI								N/A													
	14	14-LD-3-17-56-232	LD	3	17	PP									56	232				N/A			3" PP										
	14	14-LD-3-17-35-64	LD	3	17	N									35	64				N/A			3" N										
	14	14-LD-3-17--48	LD	3	17	WELD										48				N/A			MF: horizontal weld										
	14	14-LD-3-17-34-7	LD	3	17	PP									34	7				N/A			3" PP										
9/6/2017	14	14-LD-3-18-38-179.5	LD	3	18		1	31-45	174-185	VT	Dent	D			38	179.5	VT	Dent	D	NR													
9/6/2017	14	14-LD-3-18-73-0	LD	3	18		2	73	0	VT	Dent	D			73	0	VT	Dent	D	NR													
	14	14-LD-3-18-24-232	LD	3	18	PP									24	232				N/A			3" PP										
	14	14-LD-3-18-78-234	LD	3	18	PP									78	234				N/A			3" PP										
	14	14-LD-3-18-56-61	LD	3	18	N									56	61				N/A			3" N										
	14	14-LD-3-18--48	LD	3	18	WELD										48				N/A			MF: horizontal weld										
	14	14-LD-3-18-40-7	LD	3	18	PP									40	7				N/A			3" PP										
9/6/2017	14	14-LD-3-19-0-0	LD	3	19		1	0	0	VT	Dent	D			0	0	VT	Dent	D	NR													
	14	14-LD-3-19-52-234	LD	3	19	PP									52	234				N/A			3" PP										
	14	14-LD-3-19-40-148	LD	3	19	N									40	148				N/A			3" N										
	14	14-LD-3-19--48	LD	3	19	WELD										48				N/A			MF: horizontal weld										
	14	14-LD-3-19-36-7	LD	3	19	PP									36	7				N/A			3" PP										
9/9/2017	14		LD	3	20						NRI	NRI								N/A													
	14	14-LD-3-20-29-235	LD	3	20	PP									29	235				N/A			3" PP										
	14	14-LD-3-20-6-65	LD	3	20	N									6	65				N/A			3" N										

			Shell Location			Master Features Legend	TesTex NDE								EEI NDE							Notes	Photo Links	Recommended Repairs								Repair Type Legend
Date	Tank No.	Overall ID	General Location			Master Feature	TesTex Indication ID on Plate	TexTex Reported Indication Location		TesTex NDE		SIMPLIFIED INDICATION TYPE	Minimum Wall Thickness (in)	Depth of Topside Indication(in)	Center of Indication: X (in)	Center of Indication: Y (in)	Method	Indication Type	SIMPLIFIED INDICATION TYPE	EEI Recommendation (Repair or No Repair)	Minimum Thickness (in)	Depth (in)			Center of Repair: X (in)	Center of Repair: Y (in)	Width or Dia (in)	Height (in)	Length of Weld (in)	Area of PP (sq in)	EEI repair No.	Repair No. on Plate	Repair Type (Patch, Weld, Other)
			Location in Tank	Shell Course	Plate Number			X Coordinate (in)	Y Coordinate (in)	Method	Indication Type																					
	14	14-LD-3-20--48	LD	3	20	WELD										48				N/A			MF: horizontal weld										
	14	14-LD-3-20-34-5	LD	3	20	PP									34	5				N/A			3" PP										
	14	14-LD-3-20-39-8	LD	3	20	PP									39	8				N/A			3" PP										
9/9/2017	14	14-LD-3-21-81-48	LD	3	21		1	81	48	VT	P	P			81	48	VT	POR	P	NR													
	14	14-LD-3-21-17-235	LD	3	21	PP									17	235				N/A			3" PP										
	14	14-LD-3-21-58-235	LD	3	21	PP									58	235				N/A			3" PP										
	14	14-LD-3-21-24-72	LD	3	21	N									24	72				N/A			3" N										
	14	14-LD-3-21--48	LD	3	21	WELD										48				N/A			MF: horizontal weld										
	14	14-LD-3-21-38-6	LD	3	21	PP									38	6				N/A			3" PP										
9/13/2017	14		LD	3	22						NRI	NRI								N/A													
	14	14-LD-3-22-12-230	LD	3	22	PP									12	230				N/A			3" PP										
	14	14-LD-3-22-56-77	LD	3	22	N									56	77				N/A			3" N										
	14	14-LD-3-22--48	LD	3	22	WELD										48				N/A			MF: horizontal weld										
	14	14-LD-3-22-38-8	LD	3	22	PP									38	8				N/A			3" PP										
9/13/2017	14		LD	3	23						NRI	NRI								N/A													
	14	14-LD-3-23-6-235	LD	3	23	PP									6	235				N/A			3" PP										
	14	14-LD-3-23-77-235	LD	3	23	PP									77	235				N/A			3" PP										
	14	14-LD-3-23--48	LD	3	23	WELD										48				N/A			MF: horizontal weld										
	14	14-LD-3-23-40-9	LD	3	23	PP									40	9				N/A			3" PP										
9/13/2017	14		LD	3	24						NRI	NRI								N/A													
	14	14-LD-3-24-18-230	LD	3	24	PP									18	230				N/A			3" PP										
	14	14-LD-3-24-12-72	LD	3	24	N									12	72				N/A			3" N										
	14	14-LD-3-24--48	LD	3	24	WELD										48				N/A			MF: horizontal weld										
	14	14-LD-3-24-39-7	LD	3	24	PP									39	7				N/A			3" PP										
	14	14-LD-3-25-40-6	LD	3	25										40	6				N/A			3" PP										
	14	14-LD-3-25-6-233	LD	3	25										6	233				N/A			4" PP										
	14	14-LD-3-25-59-233	LD	3	25										59	233				N/A			4" PP										
	14	14-LD-3-25-26-144	LD	3	25										26	144				N/A			3" Grout Nozzle										
	14	14-LD-3-25-45-60	LD	3	25										45	60				N/A			3" Grout Nozzle										
	14	14-LD-3-26-30-234	LD	3	26										30	234				N/A			4" PP										
	14	14-LD-3-26-56-77	LD	3	26										56	77				N/A			3" Grout Nozzle										
	14	14-LD-3-26-38-6	LD	3	26										38	6				N/A			4" PP										
	14	14-LD-3-27-7-235	LD	3	27										7	235				N/A			4" PP										
	14	14-LD-3-27-60-234	LD	3	27										60	234				N/A			4" PP										
	14	14-LD-3-27-60-52	LD	3	27										60	52				N/A			3" Grout Nozzle										
	14	14-LD-3-27-36-7	LD	3	27										36	7				N/A			4" PP										
9/19/2017	14		LD	3	28						NRI	NRI								N/A													
	14	14-LD-3-28-27-236	LD	3	28										27	236				N/A			3" PP										
	14	14-LD-3-28-36-10	LD	3	28										36	10				N/A			PP										
	14	14-LD-3-28-34-4	LD	3	28										34	4				N/A			PP										
9/19/2017	14	14-LD-3-29-1-45	LD	3	29		1	1	45	VT	TC	TS		0.1	1	45	VT	TC	TS	NR													
	14	14-LD-3-29-5-235	LD	3	29										5	235				N/A			3" PP										
	14	14-LD-3-29-59-235	LD	3	29										59	235				N/A			3" PP										
	14	14-LD-3-29-22-59	LD	3	29										22	59				N/A			N										
	14	14-LD-3-29-30-8	LD	3	29										30	8				N/A			PP										
	14	14-LD-3-29-58-7	LD	3	29										58	7				N/A			PP										
9/19/2017	14		LD	3	30						NRI	NRI								N/A													
	14	14-LD-3-30-29-233	LD	3	30										29	233				N/A			3" PP										
	14	14-LD-3-30-30-155	LD	3	30										30	155				N/A			N										
	14	14-LD-3-30-34-53	LD	3	30										34	53				N/A			N										
	14	14-LD-3-30-39-9	LD	3	30										39	9				N/A			3" PP										
9/19/2017	14	14-LD-3-31-53-123	LD	3	31		1	53	123	VT	Dent	D			53	123	VT	Dent	D	NR													
	14	14-LD-3-31-6-235	LD	3	31										6	235				N/A			3" PP										
	14	14-LD-3-31-61-235	LD	3	31										61	235				N/A			3" PP										
	14	14-LD-3-31-54-43	LD	3	31										54	43				N/A			3" N										

			Shell Location			Master Features Legend	TesTex NDE								EEI NDE								Notes	Photo Links	Recommended Repairs								Repair Type Legend
Date	Tank No.	Overall ID	General Location			Master Feature	TesTex Indication ID on Plate	TexTex Reported Indication Location		TesTex NDE		SIMPLIFIED INDICATION TYPE	Minimum Wall Thickness (in)	Depth of Topside Indication(in)	Center of indication: X (in)	Center of indication: Y (in)	Method	Indication Type	SIMPLIFIED INDICATION TYPE	EEI Recommendation (Repair or No Repair)	Minimum Thickness (in)	Depth (in)			Center of Repair: X (in)	Center of Repair: Y (in)	Width or Dia (in)	Height (in)	Length of Weld (in)	Area of PP (sq in)	EEI repair No.	Repair No. on Plate	Repair Type (Patch, Weld, Other)
			Location in Tank	Shell Course	Plate Number			X Coordinate (in)	Y Coordinate (in)	Method	Indication Type																						
	14	14-LD-3-31-36-6	LD	3	31										36	6				N/A			3" PP										
9/19/2017	14		LD	3	32						NRI	NRI								N/A													
	14	14-LD-3-32-26-234	LD	3	32										26	234				N/A			3" PP										
	14	14-LD-3-32-38-7	LD	3	32										38	7				N/A			3" PP										
	14	14-LD-3-32-40-4	LD	3	32										40	4				N/A			3" PP										
	14	14-LD-3-32-39-2	LD	3	32										39	2	VT	LOF,P	LOF	R			2" WR		39	2	2	0	2		14-LD-3-32-39-2-1	1	WR
9/15/2017	14		LD	3	33						NRI	NRI								N/A													
	14	14-LD-3-33-36-6	LD	3	33										36	6				N/A			3" PP										
	14	14-LD-3-33-66-9	LD	3	33										66	9				N/A			3" PP										
	14	14-LD-3-33-59-234	LD	3	33										59	234				N/A			3" PP										
	14	14-LD-3-33-5-235	LD	3	33										5	235				N/A			3" PP										
	14	14-LD-3-33-59-235	LD	3	33										59	235	VT	WI	WI	R			2" WR on 3" PP		59	235	2	0	2		14-LD-3-33-59-235-2	2	WR
	14	14-LD-3-33-70-7	LD	3	33										70	7	VT	WI	WI	R			cut off existing nozzle; 6" PP		70	7	6	0	18.84956	28.27433	14-LD-3-33-70-7-1	1	PP
9/15/2017	14	14-LD-3-34-28-0	LD	3	34		1	28	0	BFET	WI	WI			28	0	VT	WI	WI	R			4" WR		28	0	4	0	4		14-LD-3-34-28-0-1	1	WR
9/15/2017	14	14-LD-3-34-77-138	LD	3	34		2	77	138	VT	BULGE	B			77	138	VT	BULGE	B	NR			NR										
9/15/2017	14	14-LD-3-34-0-155	LD	3	34		3	0	155	BFET	WI	WI			0	155	VT	WI	WI	NR			NR										
	14	14-LD-3-34-26-235	LD	3	34										26	235				N/A			3" PP										
	14	14-LD-3-34-35-46	LD	3	34										35	46				N/A			3" GN										
	14	14-LD-3-34-37-6	LD	3	34										37	6				N/A			3" PP										
	14	14-LD-3-34-0-12	LD	3	34										0	12				N/A			3" PP										
9/15/2017	14	14-LD-3-35-12-222	LD	3	35		1	12	222	VT	Bulge	B			12	222	VT	Bulge	B	NR													
	14	14-LD-3-35-38-7	LD	3	35										38	7				N/A			3" PP										
	14	14-LD-3-35-38-54	LD	3	35										38	54				N/A			3" GN										
	14	14-LD-3-35-40-154	LD	3	35										40	154				N/A			3" GN										
	14	14-LD-3-35-10-234	LD	3	35										10	234				N/A			3" PP										
	14	14-LD-3-35-60-236	LD	3	35										60	236				N/A			3" PP										
9/13/2017	14	14-LD-3-36-22-214	LD	3	36		1	22	214	VT	TC	TS		0.125	22	214	VT	TC	TS	NR													
	14	14-LD-3-36-32-236	LD	3	36										32	236				N/A			3" PP										
	14	14-LD-3-36-50-4	LD	3	36										50	4				N/A			3" PP										
	14	14-LD-3-36-40-6	LD	3	36										40	6				N/A			3" PP										
9/13/2017	14		LD	3	37						NRI	NRI								N/A													
	14	14-LD-3-37-16-235	LD	3	37										16	235				N/A			3" PP										
	14	14-LD-3-37-61-235	LD	3	37										61	235				N/A			3" PP										
	14	14-LD-3-37-6-51	LD	3	37										6	51				N/A			3" N										
	14	14-LD-3-37-34-6	LD	3	37										34	6				N/A			3" PP										
9/12/2017	14		LD	3	38						NRI	NRI								N/A													
	14	14-LD-3-38-35-235	LD	3	38										35	235				N/A			3" PP										
	14	14-LD-3-38-14-45	LD	3	38										14	45				N/A			3" N										
	14	14-LD-3-38-38-6	LD	3	38										38	6				N/A			3" PP										
9/9/2017	14		LD	3	39						NRI	NRI								N/A													
	14	14-LD-3-39-16-235	LD	3	39										16	235				N/A			3" PP										
	14	14-LD-3-39-60-234	LD	3	39										60	234				N/A			3" PP										
	14	14-LD-3-39-54-46	LD	3	39										54	46				N/A			3" N										
	14	14-LD-3-39-29-9	LD	3	39										29	9				N/A			3" PP										
	14	14-LD-3-39-38-6	LD	3	39										38	6				N/A			3" PP										
9/9/2017	14	14-LD-3-40-0-175	LD	3	40		1	0	175	VT	P	P			0	175	VT	P	RI	NR			NR										
9/9/2017	14	14-LD-3-40-0-228	LD	3	40		2	0	228	VT	UC	UC		?	0	228	VT	UC	UC	R			10" WR		0	228	0	10	10		14-LD-3-40-0-228-1	1	WR
9/9/2017	14	14-LD-3-40-0-238	LD	3	40		3	0	238	BFET	WI	WI			0	238	VT	WI	WI	R			2" WR		0	238	0	2	2		14-LD-3-40-0-238-2	2	WR
	14	14-LD-3-40-28-234	LD	3	40										28	234				N/A			3" PP										
	14	14-LD-3-40-70-54	LD	3	40										70	54				N/A			3" N										
	14	14-LD-3-40-33-6	LD	3	40										33	6				N/A			3" PP										
	14	14-LD-3-40-35-3	LD	3	40										35	3				N/A			3" PP										
	14	14-LD-3-40-0-219	LD	3	40										0	219	VT	LOF,P	LOF	R			2" WR		0	219	0	2	2		14-LD-3-40-0-219-3	3	WR
9/9/2017	14		LD	3	41						NRI	NRI								N/A													
	14	14-LD-3-41-6-235	LD	3	41										6	235				N/A			3" PP										

			Shell Location			Master Features Legend	TesTex NDE							EEI NDE								Notes	Photo Links	Recommended Repairs								Repair Type Legend
			General Location					TexTex Reported Indication Location		TesTex NDE																							
Date	Tank No.	Overall ID	Location in Tank	Shell Course	Plate Number	Master Feature	TesTex Indication ID on Plate	X Coordinate (in)	Y Coordinate (in)	Method	Indication Type	SIMPLIFIED INDICATION TYPE	Minimum Wall Thickness (in)	Depth of Topside Indication(in)	Center of Indication: X (in)	Center of Indication: Y (in)	Method	Indication Type	SIMPLIFIED INDICATION TYPE	EEI Recommendation (Repair or No Repair)	Minimum Thickness (in)	Depth (in)			Center of Repair: X (in)	Center of Repair: Y (in)	Width or Dia (in)	Height (in)	Length of Weld (in)	Area of PP (sq in)	EEI repair No.	Repair No. on Plate	Repair Type (Patch, Weld, Other)
	14	14-LD-3-41-60-233	LD	3	41										60	233				N/A			3" PP										
	14	14-LD-3-41-25-151	LD	3	41										25	151				N/A			3" N										
	14	14-LD-3-41-39-7	LD	3	41										39	7				N/A			3" PP										
9/5/2017	14	14-LD-3-42-33-231	LD	3	42		1	33	231	BFET	WI	WI			33	231	VT	WI	WI	R			2" WR		33	231	2	0	2		14-LD-3-42-33-231-1	1	WR
9/5/2017	14	14-LD-3-42-0-131	LD	3	42		2	0	131	VT	P	P			0	131	VT	P	RI	R			2" WR		0	131	0	2	2		14-LD-3-42-0-131-2	2	WR
9/5/2017	14	14-LD-3-42-0-179	LD	3	42		3	0	179	BFET	WI	WI			0	179	VT	WI	WI	R			2" WR		0	179	0	2	2		14-LD-3-42-0-179-3	3	WR
	14	14-LD-3-42-32-235	LD	3	42										32	235				N/A			3" PP										
	14	14-LD-3-42-21-64	LD	3	42										21	64				N/A			3" N										
	14	14-LD-3-42-34-7	LD	3	42										34	7				N/A			3" PP										
9/5/2017	14	14-LD-3-43-0-75	LD	3	43		1	0	75	VT	P	P			0	75	VT	P	RI	R			2" WR		0	75	0	2	2		14-LD-3-43-0-75-1	1	WR
	14	14-LD-3-43-17-234	LD	3	43										17	234				N/A			3"PP										
	14	14-LD-3-43-61-234	LD	3	43										61	234				N/A			3" PP										
	14	14-LD-3-43-38-40	LD	3	43										38	40				N/A			3" N										
	14	14-LD-3-43-41-7	LD	3	43										41	7				N/A			3" PP										
	14	14-LD-3-43-56-9	LD	3	43										56	9				N/A			3" PP										
9/5/2017	14		LD	3	44						NRI	NRI								N/A													
	14	14-LD-3-44-28-234	LD	3	44										28	234				N/A			3" PP										
	14	14-LD-3-44-67-69	LD	3	44										67	69				N/A			3" N										
	14	14-LD-3-44-38-5	LD	3	44										38	5				N/A			3" PP										
	14	14-LD-3-44-34-3	LD	3	44										34	3				N/A			3" PP										
9/16/2017	14	14-LD-2-1-0-203	LD	2	1		1	0	200-206	BFET	WI	WI			0	203	VT	WI	WI	NR													
	14	14-LD-2-1-0-44	LD	2	1										0	44	VT	P	RI	R			4" VWR		0	44	0	4	4		14-LD-2-1-0-44-1	1	WR
9/16/2017	14	14-LD-2-2-20.5-202	LD	2	2		1	4-37	192-212	VT	BULGE	B			20.5	202	VT	BULGE	B	NR													
	14	14-LD-2-2-29-4	LD	2	2										29	4	VT	UC	UC	R			4" WR		29	4	4	0	4		14-LD-2-2-29-4-1	1	WR
9/16/2017	14		LD	2	3						NRI	NRI								N/A													
	14	14-LD-2-4-24-13	LD	2	4										24	13				N/A			PP										
9/16/2017	14		LD	2	4						NRI	NRI								N/A													
	14	14-LD-2-4-25-4	LD	2	4										25	4				N/A			PP										
	14	14-LD-2-4-60-5	LD	2	4										60	5				N/A			Nozzle										
9/12/2017	14		LD	2	5						NRI	NRI								N/A													
	14	14-LD-2-5-26-40	LD	2	5										26	40				N/A			3" PP										
	14	14-LD-2-5-27-5	LD	2	5										27	5				N/A			3" PP										
	14	14-LD-2-5-46-51	LD	2	5										46	51				N/A			Nozzle										
9/12/2017	14		LD	2	6						NRI	NRI								N/A													
	14	14-LD-2-6-25-5	LD	2	6										25	5				N/A			3" PP										
9/12/2017	14		LD	2	7						NRI	NRI								N/A													
	14	14-LD-2-7-27-7	LD	2	7										27	7				N/A			PP										
	14	14-LD-2-7-0-25	LD	2	7										0	25	VT	P	RI	R			4" VWR		0	25	0	4	4		14-LD-2-7-0-25-1	1	WR
9/12/2017	14	14-LD-2-8-20-212	LD	2	8		1	20	212	LFET	BC	BC	0.1		20	212	PAUT	BC	BC	NR			Tr exceeds repair criteria (0.160")										
	14	14-LD-2-8-16-14	LD	2	8										16	14				N/A			PP										
	14	14-LD-2-8-23-6	LD	2	8										23	6				N/A			PP										
9/13/2017	14		LD	2	9						NRI	NRI								N/A													
	14	14-LD-2-9-27-7	LD	2	9										27	7				N/A			PP										
9/13/2017	14		LD	2	10						NRI	NRI								N/A													
	14	14-LD-2-10-39-233	LD	2	10										39	233				N/A			3" PP										
	14	14-LD-2-10-28-224	LD	2	10										28	224				N/A			3" Nozzle										
	14	14-LD-2-10-5-32	LD	2	10										5	32				N/A			PP										
	14	14-LD-2-10-9-19	LD	2	10										9	19				N/A			PP										
	14	14-LD-2-10-22-6	LD	2	10										22	6				N/A			PP										
9/13/2017	14		LD	2	11						NRI	NRI								N/A													
	14	14-LD-2-11-22-6	LD	2	11										22	6				N/A			PP										
	14	14-LD-2-11-38-233	LD	2	11										38	233				N/A			3" PP										
	14	14-LD-2-11-37-222	LD	2	11										37	222				N/A			3" Nozzle										
9/13/2017	14		LD	2	12						NRI	NRI								N/A													
	14	14-LD-2-12-33-234	LD	2	12										33	234				N/A			3" PP										

			Shell Location			Master Features Legend	TesTex NDE							EEI NDE								Notes	Photo Links	Recommended Repairs								Repair Type Legend
			General Location					TexTex Reported Indication Location		TesTex NDE																							
Date	Tank No.	Overall ID	Location in Tank	Shell Course	Plate Number	Master Feature	TesTex Indication ID on Plate	X Coordinate (in)	Y Coordinate (in)	Method	Indication Type	SIMPLIFIED INDICATION TYPE	Minimum Wall Thickness (in)	Depth of Topside Indication(in)	Center of indication: X (in)	Center of indication: Y (in)	Method	Indication Type	SIMPLIFIED INDICATION TYPE	EEI Recommendation (Repair or No Repair)	Minimum Thickness (in)	Depth (in)			Center of Repair: X (in)	Center of Repair: Y (in)	Width or Dia (in)	Height (in)	Length of Weld (in)	Area of PP (sq in)	EEI repair No.	Repair No. on Plate	Repair Type (Patch, Weld, Other)
	14	14-LD-2-12-46-218	LD	2	12										46	218				N/A			3" PP										
	14	14-LD-2-12-24-12	LD	2	12										24	12				N/A			PP										
	14	14-LD-2-12-24-6	LD	2	12										24	6				N/A			PP										
9/14/2017	14	14-LD-2-13-0-71	LD	2	13		1	0	71	VT	UC	UC		0.094	0	71	VT	UC	UC	R			8" VWR		0	71	0	8	8		14-LD-2-13-0-71-1	1	WR
	14	14-LD-2-13-36-234	LD	2	13										36	234				N/A			3" PP										
	14	14-LD-2-13-24-6	LD	2	13										24	6				N/A			PP										
	14	14-LD-2-13-10-224	LD	2	13										10	224				N/A			3" N										
9/14/2017	14		LD	2	14						NRI	NRI								N/A													
	14	14-LD-2-14-40-233	LD	2	14										40	233				N/A			3" PP										
	14	14-LD-2-14-8-225	LD	2	14										8	225				N/A			3" N										
	14	14-LD-2-14-0-48	LD	2	14										0	48				N/A			3" PP										
	14	14-LD-2-14-24-4	LD	2	14										24	4				N/A			3" PP										
9/14/2017	14		LD	2	15						NRI	NRI								N/A													
	14	14-LD-2-15-36-233	LD	2	15										36	233				N/A			3" PP										
	14	14-LD-2-15-36-222	LD	2	15										36	222				N/A			3" N										
	14	14-LD-2-15-21-38	LD	2	15										21	38				N/A			PP										
	14	14-LD-2-15-25-5	LD	2	15										25	5				N/A			PP										
9/14/2017	14	14-LD-2-16-21-204	LD	2	16		1	0-42	204	VT	Dent	D			21	204	VT	DENT	D	NR			NR										
9/14/2017	14		LD	2	17						NRI	NRI								N/A													
	14	14-LD-2-17-35-233	LD	2	17										35	233				N/A			3" N										
	14	14-LD-2-17-22-51	LD	2	17										22	51				N/A			PP										
	14	14-LD-2-17-24-4	LD	2	17										24	4				N/A			PP										
9/14/2017	14		LD	2	18						NRI	NRI								N/A													
	14	14-LD-2-18-9-220	LD	2	18										9	220				N/A			3" N										
	14	14-LD-2-18-37-233	LD	2	18										37	233				N/A			3" PP										
	14	14-LD-2-18-24-3	LD	2	18										24	3				N/A			3" PP										
9/14/2017	14		LD	2	19						NRI	NRI								N/A													
9/14/2017	14		LD	2	20						NRI	NRI								N/A													
	14	14-LD-2-20-39-234	LD	2	20										39	234				N/A			3" PP										
	14	14-LD-2-20-46-224	LD	2	20										46	224				N/A			3" N										
	14	14-LD-2-20-32-58	LD	2	20										32	58				N/A			3" N										
	14	14-LD-2-20-23-12	LD	2	20										23	12				N/A			PP										
	14	14-LD-2-20-25-4	LD	2	20										25	4				N/A			PP										
9/14/2017	14		LD	2	21						NRI	NRI								N/A													
	14	14-LD-2-21-38-234	LD	2	21										38	234				N/A			3" PP										
	14	14-LD-2-21-25-4	LD	2	21										25	4				N/A			PP										
9/13/2017	14		LD	2	22						NRI	NRI								N/A													
	14	14-LD-2-22-48-57	LD	2	22										48	57				N/A			N										
	14	14-LD-2-22-10-17	LD	2	22										10	17				N/A			3" PP										
	14	14-LD-2-22-24-3	LD	2	22										24	3				N/A			3" PP										
9/13/2017	14		LD	2	23						NRI	NRI								N/A													
	14	14-LD-2-23-23-6	LD	2	23										23	6				N/A			3" PP										
9/13/2017	14		LD	2	24						NRI	NRI								N/A													
	14	14-LD-2-24-25-5	LD	2	24										25	5				N/A			PP										
	14	14-LD-2-24-32-12	LD	2	24										32	12				N/A			PP										
9/19/2017	14		LD	2	25						NRI	NRI								N/A													
	14	14-LD-2-25-5-51	LD	2	25										5	51				N/A			N										
	14	14-LD-2-25-24-2	LD	2	25										24	2				N/A			PP										
9/19/2017	14		LD	2	26						NRI	NRI								N/A													
	14	14-LD-2-26-24-6	LD	2	26										24	6				N/A			3" PP										
9/19/2017	14		LD	2	27						NRI	NRI								N/A													
	14	14-LD-2-27-4-51	LD	2	27										4	51				N/A			PP										
	14	14-LD-2-27-25-4	LD	2	27										25	4				N/A			PP										
	14	14-LD-2-27-32-15	LD	2	27										32	15				N/A			PP										
	14	14-LD-2-27-28-36	LD	2	27										28	36	VT	LOF,P	LOF	R			8" PP		28	36	8	8	32	64	14-LD-2-27-28-36-1	1	PP

			Shell Location			Master Features Legend	TesTex NDE								EEI NDE								Notes	Photo Links	Recommended Repairs								Repair Type Legend
Date	Tank No.	Overall ID	General Location			Master Feature	TesTex Indication ID on Plate	TexTex Reported Indication Location		TesTex NDE		SIMPLIFIED INDICATION TYPE	Minimum Wall Thickness (in)	Depth of Topside Indication(in)	Center of Indication: X (in)	Center of Indication: Y (in)	Method	Indication Type	SIMPLIFIED INDICATION TYPE	EEI Recommendation (Repair or No Repair)	Minimum Thickness (in)	Depth (in)			Center of Repair: X (in)	Center of Repair: Y (in)	Width or Dia (in)	Height (in)	Length of Weld (in)	Area of PP (sq in)	EEI repair No.	Repair No. on Plate	Repair Type (Patch, Weld, Other)
			Location in Tank	Shell Course	Plate Number			X Coordinate (in)	Y Coordinate (in)	Method	Indication Type																						
9/18/2017	14		LD	2	28						NRI	NRI								N/A													
	14	14-LD-2-28-36-236	LD	2	28										36	236				N/A			PP										
	14	14-LD-2-28-46-222	LD	2	28										46	222				N/A			PP										
	14	14-LD-2-28-35-57	LD	2	28										35	57				N/A			PP										
	14	14-LD-2-28-24-15	LD	2	28										24	15				N/A			PP										
	14	14-LD-2-28-24-5	LD	2	28										24	5				N/A			PP										
9/18/2017	14	14-LD-2-29-1-156	LD	2	29		1	1	156	BFET	WI	WI			1	156	VT	WI	WI	R			6" VWR		1	156	0	8	8		14-LD-2-29-1-156-1	1	WR
	14	14-LD-2-29-31-236	LD	2	29										31	236				N/A			PP										
	14	14-LD-2-29-43-223	LD	2	29										43	223				N/A			PP										
	14	14-LD-2-29-24-5	LD	2	29										24	5				N/A			3" PP										
	14	14-LD-2-29-43-4	LD	2	29										43	4				N/A			3" PP										
	14	14-LD-2-29-32-20	LD	2	29										32	20	VT	LOF,P	LOF	R			6" WR		32	20	8	0	8		14-LD-2-29-32-20-2	2	WR
9/18/2017	14		LD	2	30						NRI	NRI								N/A													
	14	14-LD-2-30-39-237	LD	2	30										39	237				N/A			PP										
	14	14-LD-2-30-63-216	LD	2	30										63	216				N/A			PP										
	14	14-LD-2-30-24-5	LD	2	30										24	5				N/A			3" PP										
	14	14-LD-2-30-16-1	LD	2	30										16	1	VT	GOUGE	G	R			4" WR		16	1	4	0	4		14-LD-2-30-16-1-1	1	WR
9/18/2017	14		LD	2	31						NRI	NRI								N/A													
	14	14-LD-2-31-36-233	LD	2	31										36	233				N/A			PP										
	14	14-LD-2-31-23-6	LD	2	31										23	6				N/A			PP										
	14	14-LD-2-31-23-6	LD	2	31										23	6	VT	LOF,P	LOF	R			9" WR		23	6	9	0	9		14-LD-2-31-23-6-1	1	WR
9/18/2017	14		LD	2	32						NRI	NRI								N/A													
	14	14-LD-2-32-37-234	LD	2	32										37	234				N/A			PP										
	14	14-LD-2-32-29-223	LD	2	32										29	223				N/A			N										
	14	14-LD-2-32-26-14	LD	2	32										26	14				N/A			PP										
	14	14-LD-2-32-22-6	LD	2	32										22	6				N/A			PP										
9/18/2017	14		LD	2	33						NRI	NRI								N/A													
	14	14-LD-2-33-36-232	LD	2	33										36	232				N/A			PP										
	14	14-LD-2-33-61-222	LD	2	33										61	222				N/A			3" GN										
	14	14-LD-2-33-40-12	LD	2	33										40	12				N/A			PP										
	14	14-LD-2-33-21-5	LD	2	33										21	5				N/A			PP										
9/18/2017	14		LD	2	34						NRI	NRI								N/A													
	14	14-LD-2-34-37-234	LD	2	34										37	234				N/A			3" PP										
	14	14-LD-2-34-65-228	LD	2	34										65	228				N/A			3" GN										
	14	14-LD-2-34-20-6	LD	2	34										20	6				N/A			PP										
	14	14-LD-2-34-0-232	LD	2	34										0	232	VT	WI	WI	R			UNREPORTED "HAWKEYE" INDICATIO		0	232	8	0	8		14-LD-2-34-0-232-1	1	WR
	14	14-LD-2-34-29-240	LD	2	34										29	240	VT	WI	WI	R			4" WR		29	240	4	0	4		14-LD-2-34-29-240-2	2	WR
9/18/2017	14		LD	2	35						NRI	NRI								N/A													
	14	14-LD-2-35-38-234	LD	2	35										38	234				N/A			3" PP										
	14	14-LD-2-35-23-6	LD	2	35										23	6				N/A			PP										
	14	14-LD-2-35-40-13	LD	2	35										40	13				N/A			PP										
9/19/2017	14		LD	2	36						NRI	NRI								N/A													
	14	14-LD-2-36-40-234	LD	2	36										40	234				N/A			3" PP										
	14	14-LD-2-36-60-224	LD	2	36										60	224				N/A			3" PP										
	14	14-LD-2-36-28-218	LD	2	36										28	218				N/A			3" GN										
	14	14-LD-2-36-23-6	LD	2	36										23	6				N/A			PP										
	14	14-LD-2-36-35-12	LD	2	36										35	12				N/A			PP										
9/16/2017	14		LD	2	37						NRI	NRI								N/A													
	14	14-LD-2-37-34-233	LD	2	37										34	233				N/A			3" PP										
	14	14-LD-2-37-47-224	LD	2	37										47	224				N/A			3" GN										
	14	14-LD-2-37-24-5	LD	2	37										24	5				N/A			PP										
9/16/2017	14		LD	2	38						NRI	NRI								N/A													
	14	14-LD-2-38-20-4	LD	2	38										20	4				N/A			PP										
9/16/2017	14		LD	2	39						NRI	NRI								N/A													
	14	14-LD-2-39-38-233	LD	2	39										38	233				N/A			3" PP										

			Shell Location			Master Features Legend	TesTex NDE								EEI NDE								Notes	Photo Links	Recommended Repairs								Repair Type Legend
Date	Tank No.	Overall ID	General Location			Master Feature	TesTex Indication ID on Plate	TexTex Reported Indication Location		TesTex NDE		SIMPLIFIED INDICATION TYPE	Minimum Wall Thickness (in)	Depth of Topside Indication(in)	Center of indication: X (in)	Center of indication: Y (in)	Method	Indication Type	SIMPLIFIED INDICATION TYPE	EEI Recommendation (Repair or No Repair)	Minimum Thickness (in)	Depth (in)			Center of Repair: X (in)	Center of Repair: Y (in)	Width or Dia (in)	Height (in)	Length of Weld (in)	Area of PP (sq in)	EEI repair No.	Repair No. on Plate	Repair Type (Patch, Weld, Other)
			Location in Tank	Shell Course	Plate Number			X Coordinate (in)	Y Coordinate (in)	Method	Indication Type																						
	14	14-LD-2-39-27-23	LD	2	39										27	23				N/A			3" PP										
	14	14-LD-2-39-23-5	LD	2	39										23	5				N/A			3" PP										
	14	14-LD-2-39-15-1	LD	2	39										15	1	VT	LOF,P	LOF	R			4" WR		15	1	4	0	4		14-LD-2-39-15-1-1	1	WR
9/16/2017	14	14-LD-2-40-34.5-115	LD	2	40		1	34-35	115	VT	TC	TS		0.125	34.5	115	VT	TS	TS	R			6" PP		34	115	6	0	18.84956	28.27433	14-LD-2-40-34-115-1	1	PP
	14	14-LD-2-40-33-233	LD	2	40										33	233				N/A			3" PP										
	14	14-LD-2-40-26-222	LD	2	40										26	222				N/A			3" N										
	14	14-LD-2-40-24-13	LD	2	40										24	13				N/A			PP										
	14	14-LD-2-40-26-5	LD	2	40										26	5				N/A			PP										
9/16/2017	14	14-LD-2-41-41-190	LD	2	41		1	41	190	VT	TC	TS		0.187	41	190	VT	GOUGE	G	R			6" PP		41	190	6	0	18.84956	28.27433	14-LD-2-41-41-190-1	1	PP
	14	14-LD-2-41-39-234	LD	2	41										39	234				N/A			3" PP										
	14	14-LD-2-41-41-224	LD	2	41										41	224				N/A			3" N										
	14	14-LD-2-41-22-59	LD	2	41										22	59				N/A			3" N										
	14	14-LD-2-41-24-6	LD	2	41										24	6				N/A			3" PP										
	14	14-LD-2-41-19-46	LD	2	41										19	46	VT	LOF	LOF	R			4" WR		19	46	0	4	4		14-LD-2-41-19-46-2	2	WR
9/16/2017	14	14-LD-2-42-1-228	LD	2	42		1	1	228	BFET	WI	WI			1	228	VT	WI	WI	R			8" VWR		1	228	0	8	8		14-LD-2-42-1-228-1	1	WR
	14	14-LD-2-42-34-234	LD	2	42										34	234				N/A			3" PP										
	14	14-LD-2-42-61-224	LD	2	42										61	224				N/A			3" N										
	14	14-LD-2-42-52-28	LD	2	42										52	28				N/A			3" N										
	14	14-LD-2-42-24-5	LD	2	42										24	5				N/A			3" PP										
9/16/2017	14		LD	2	43						NRI	NRI								N/A													
	14	14-LD-2-43-41-233	LD	2	43										41	233				N/A			3" PP										
	14	14-LD-2-43-39-15	LD	2	43										39	15				N/A			PP										
	14	14-LD-2-43-23-5	LD	2	43										23	5				N/A			PP										
	14	14-LD-2-43-43-13	LD	2	43										43	13	VT	GOUGE	G	R			4" WR		43	13	4	0	4		14-LD-2-43-43-13-1	1	WR
9/16/2017	14		LD	2	44						NRI	NRI								N/A													
	14	14-LD-2-44-38-242	LD	2	44										38	242				N/A			3" PP										
	14	14-LD-2-44-12-223	LD	2	44										12	223				N/A			3" N										
	14	14-LD-2-44-23-13	LD	2	44										23	13				N/A			PP										
	14	14-LD-2-44-25-4	LD	2	44										25	4				N/A			PP										
9/18/2017	14		LD	1	1						NRI	NRI								N/A													
	14	14-LD-1-1-6-233	LD	1	1										6	233				N/A			PP										
	14	14-LD-1-1-24-233	LD	1	1										24	233				N/A			PP										
	14	14-LD-1-1-42-233	LD	1	1										42	233				N/A			PP										
	14	14-LD-1-1-12-4	LD	1	1										12	4				N/A			PP										
9/18/2017	14		LD	1	2						NRI	NRI								N/A													
	14	14-LD-1-2-6-233	LD	1	2										6	233				N/A			PP										
	14	14-LD-1-2-24-233	LD	1	2										24	233				N/A			PP										
	14	14-LD-1-2-42-233	LD	1	2										42	233				N/A			PP										
	14	14-LD-1-2-12-4	LD	1	2										12	4				N/A			PP										
	14	14-LD-1-2-24-231	LD	1	2										24	231	VT	UC	UC	R					24	231	2	0	2		14-LD-1-2-24-231-1	1	WR
9/18/2017	14		LD	1	3						NRI	NRI								N/A													
	14	14-LD-1-3-6-233	LD	1	3										6	233				N/A			PP										
	14	14-LD-1-3-24-233	LD	1	3										24	233				N/A			PP										
	14	14-LD-1-3-42-233	LD	1	3										42	233				N/A			PP										
	14	14-LD-1-3-10-6	LD	1	3										10	6				N/A			PP										
9/18/2017	14		LD	1	4						NRI	NRI								N/A													
	14	14-LD-1-4-6-233	LD	1	4										6	233				N/A			PP										
	14	14-LD-1-4-24-233	LD	1	4										24	233				N/A			PP										
	14	14-LD-1-4-42-233	LD	1	4										42	233				N/A			PP										
	14	14-LD-1-4-9-6	LD	1	4										9	6				N/A			PP										
9/18/2017	14		LD	1	5						NRI	NRI								N/A													
	14	14-LD-1-5-6-233	LD	1	5										6	233				N/A			PP										
	14	14-LD-1-5-24-233	LD	1	5										24	233				N/A			PP										
	14	14-LD-1-5-42-233	LD	1	5										42	233				N/A			PP										
	14	14-LD-1-5-9-6	LD	1	5										9	6				N/A			PP										

			Shell Location			Master Features Legend	TesTex NDE								EEI NDE								Notes	Photo Links	Recommended Repairs								Repair Type Legend
Date	Tank No.	Overall ID	General Location			Master Feature	TesTex Indication ID on Plate	TexTex Reported Indication Location		TesTex NDE		SIMPLIFIED INDICATION TYPE	Minimum Wall Thickness (in)	Depth of Topside Indication(in)	Center of indication: X (in)	Center of indication: Y (in)	Method	Indication Type	SIMPLIFIED INDICATION TYPE	EEI Recommendation (Repair or No Repair)	Minimum Thickness (in)	Depth (in)			Center of Repair: X (in)	Center of Repair: Y (in)	Width or Dia (in)	Height (in)	Length of Weld (in)	Area of PP (sq in)	EEI repair No.	Repair No. on Plate	Repair Type (Patch, Weld, Other)
			Location in Tank	Shell Course	Plate Number			X Coordinate (in)	Y Coordinate (in)	Method	Indication Type																						
	14	14-LD-1-5-0-33	LD	1	5										0	33				N/A			3"X2" PP										
9/18/2017	14		LD	1	6						NRI	NRI								N/A													
	14	14-LD-1-6-6-233	LD	1	6										6	233				N/A			PP										
	14	14-LD-1-6-24-233	LD	1	6										24	233				N/A			PP										
	14	14-LD-1-6-42-233	LD	1	6										42	233				N/A			PP										
	14	14-LD-1-6-8-6	LD	1	6										8	6				N/A			PP										
	14	14-LD-1-6-8-5	LD	1	6										8	5	VT	UC	UC	R			2" WR		8	5	2	0	2		14-LD-1-6-8-5-1	1	WR
9/18/2017	14		LD	1	7						NRI	NRI								N/A													
	14	14-LD-1-7-6-233	LD	1	7										6	233				N/A			PP										
	14	14-LD-1-7-24-233	LD	1	7										24	233				N/A			PP										
	14	14-LD-1-7-42-233	LD	1	7										42	233				N/A			PP										
	14	14-LD-1-7-11-6	LD	1	7										11	6				N/A			PP										
9/18/2017	14		LD	1	8						NRI	NRI								N/A													
	14	14-LD-1-8-6-233	LD	1	8										6	233				N/A			PP										
	14	14-LD-1-8-24-233	LD	1	8										24	233				N/A			PP										
	14	14-LD-1-8-42-233	LD	1	8										42	233				N/A			PP										
	14	14-LD-1-8-12-6	LD	1	8										12	6				N/A			PP										
9/18/2017	14		LD	1	9						NRI	NRI								N/A													
	14	14-LD-1-9-6-233	LD	1	9										6	233				N/A			PP										
	14	14-LD-1-9-24-233	LD	1	9										24	233				N/A			PP										
	14	14-LD-1-9-42-233	LD	1	9										42	233				N/A			PP										
	14	14-LD-1-9-9-6	LD	1	9										9	6				N/A			PP										
9/18/2017	14		LD	1	10						NRI	NRI								N/A													
	14	14-LD-1-10-6-233	LD	1	10										6	233				N/A			PP										
	14	14-LD-1-10-24-233	LD	1	10										24	233				N/A			PP										
	14	14-LD-1-10-42-233	LD	1	10										42	233				N/A			PP										
	14	14-LD-1-10-12-6	LD	1	10										12	6				N/A			PP										
9/18/2017	14		LD	1	11						NRI	NRI								N/A													
	14	14-LD-1-11-6-233	LD	1	11										6	233				N/A			PP										
	14	14-LD-1-11-24-233	LD	1	11										24	233				N/A			PP										
	14	14-LD-1-11-42-233	LD	1	11										42	233				N/A			PP										
	14	14-LD-1-11-9-6	LD	1	11										9	6				N/A			PP										
9/18/2017	14		LD	1	12						NRI	NRI								N/A													
	14	14-LD-1-12-6-233	LD	1	12										6	233				N/A			PP										
	14	14-LD-1-12-24-233	LD	1	12										24	233				N/A			PP										
	14	14-LD-1-12-42-233	LD	1	12										42	233				N/A			PP										
	14	14-LD-1-12-10-6	LD	1	12										10	6				N/A			PP										
9/18/2017	14		LD	1	13						NRI	NRI								N/A													
	14	14-LD-1-13-6-233	LD	1	13										6	233				N/A			PP										
	14	14-LD-1-13-24-233	LD	1	13										24	233				N/A			PP										
	14	14-LD-1-13-42-233	LD	1	13										42	233				N/A			PP										
	14	14-LD-1-13-12-6	LD	1	13										12	6				N/A			PP										
	14	14-LD-1-13-147-20	LD	1	13										147	20				N/A			PP										
9/18/2017	14		LD	1	14						NRI	NRI								N/A													
	14	14-LD-1-14-6-233	LD	1	14										6	233				N/A			PP										
	14	14-LD-1-14-24-233	LD	1	14										24	233				N/A			PP										
	14	14-LD-1-14-42-233	LD	1	14										42	233				N/A			PP										
	14	14-LD-1-14-10-6	LD	1	14										10	6				N/A			PP										
9/19/2017	14		LD	1	15						NRI	NRI								N/A													
	14	14-LD-1-15-6-233	LD	1	15										6	233				N/A			PP										
	14	14-LD-1-15-24-233	LD	1	15										24	233				N/A			PP										
	14	14-LD-1-15-42-233	LD	1	15										42	233				N/A			PP										
	14	14-LD-1-15-9-6	LD	1	15										9	6				N/A			PP										
9/19/2017	14		LD	1	16						NRI	NRI								N/A													
	14	14-LD-1-16-6-233	LD	1	16										6	233				N/A			PP										

			Shell Location			Master Features Legend	TesTex NDE								EEI NDE								Notes	Photo Links	Recommended Repairs								Repair Type Legend
Date	Tank No.	Overall ID	General Location			Master Feature	TesTex Indication ID on Plate	TexTex Reported Indication Location		TesTex NDE		SIMPLIFIED INDICATION TYPE	Minimum Wall Thickness (in)	Depth of Topside Indication(in)	Center of indication: X (in)	Center of indication: Y (in)	Method	Indication Type	SIMPLIFIED INDICATION TYPE	EEI Recommendation (Repair or No Repair)	Minimum Thickness (in)	Depth (in)			Center of Repair: X (in)	Center of Repair: Y (in)	Width or Dia (in)	Height (in)	Length of Weld (in)	Area of PP (sq in)	EEI repair No.	Repair No. on Plate	Repair Type (Patch, Weld, Other)
			Location in Tank	Shell Course	Plate Number			X Coordinate (in)	Y Coordinate (in)	Method	Indication Type																						
	14	14-LD-1-16-24-233	LD	1	16										24	233				N/A			PP										
	14	14-LD-1-16-42-233	LD	1	16										42	233				N/A			PP										
	14	14-LD-1-16-9-6	LD	1	16										9	6				N/A			PP										
9/19/2017	14	14-LD-1-17-6-150	LD	1	17		1	6	150	VT	Dent	D			6	150	VT	DENT	D	R			12"X12" PP @3,152		3	152	12	12	48	144	14-LD-1-17-3-152-1	1	PP
	14	14-LD-1-17-6-233	LD	1	17	PP									6	233				N/A			PP										
	14	14-LD-1-17-24-233	LD	1	17	PP									24	233				N/A			PP										
	14	14-LD-1-17-42-233	LD	1	17	PP									42	233				N/A			PP										
	14	14-LD-1-17-9-6	LD	1	17	PP									9	6				N/A			PP										
	14	14-LD-1-17-40-234	LD	1	17										40	234	VT	LOF	LOF	R			2" WR		40	234	2	0	2		14-LD-1-17-40-234-2	2	WR
9/19/2017	14		LD	1	18						NRI	NRI								N/A													
	14	14-LD-1-18-6-233	LD	1	18	PP									6	233				N/A			PP										
	14	14-LD-1-18-24-233	LD	1	18	PP									24	233				N/A			PP										
	14	14-LD-1-18-42-233	LD	1	18	PP									42	233				N/A			PP										
	14	14-LD-1-18-10-6	LD	1	18	PP									10	6				N/A			PP										
9/19/2017	14		LD	1	19						NRI	NRI								N/A													
	14	14-LD-1-19-6-233	LD	1	19	PP									6	233				N/A			PP										
	14	14-LD-1-19-24-233	LD	1	19	PP									24	233				N/A			PP										
	14	14-LD-1-19-42-233	LD	1	19	PP									42	233				N/A			PP										
	14	14-LD-1-19-11-6	LD	1	19	PP									11	6				N/A			PP										
9/19/2017	14		LD	1	20						NRI	NRI								N/A													
	14	14-LD-1-20-6-233	LD	1	20	PP									6	233				N/A			PP										
	14	14-LD-1-20-24-233	LD	1	20	PP									24	233				N/A			PP										
	14	14-LD-1-20-42-233	LD	1	20	PP									42	233				N/A			PP										
	14	14-LD-1-20-12-6	LD	1	20	PP									12	6				N/A			PP										
9/19/2017	14		LD	1	21						NRI	NRI								N/A													
	14	14-LD-1-21-6-233	LD	1	21	PP									6	233				N/A			PP										
	14	14-LD-1-21-24-233	LD	1	21	PP									24	233				N/A			PP										
	14	14-LD-1-21-42-233	LD	1	21	PP									42	233				N/A			PP										
	14	14-LD-1-21-11-6	LD	1	21	PP									11	6				N/A			PP										
9/19/2017	14		LD	1	22						NRI	NRI								N/A													
	14	14-LD-1-22-6-233	LD	1	22	PP									6	233				N/A			PP										
	14	14-LD-1-22-24-233	LD	1	22	PP									24	233				N/A			PP										
	14	14-LD-1-22-42-233	LD	1	22	PP									42	233				N/A			PP										
	14	14-LD-1-22-11-6	LD	1	22	PP									11	6				N/A			PP										
9/19/2017	14		LD	1	23						NRI	NRI								N/A													
	14	14-LD-1-23-6-233	LD	1	23	PP									6	233				N/A			PP										
	14	14-LD-1-23-24-233	LD	1	23	PP									24	233				N/A			PP										
	14	14-LD-1-23-42-233	LD	1	23	PP									42	233				N/A			PP										
	14	14-LD-1-23-10-6	LD	1	23	PP									10	6				N/A			PP										
9/19/2017	14		LD	1	24						NRI	NRI								N/A													
	14	14-LD-1-24-6-233	LD	1	24	PP									6	233				N/A			PP										
	14	14-LD-1-24-24-233	LD	1	24	PP									24	233				N/A			PP										
	14	14-LD-1-24-42-233	LD	1	24	PP									42	233				N/A			PP										
	14	14-LD-1-24-9-6	LD	1	24	PP									9	6				N/A			PP										
	14	14-LD-1-24-25-160	LD	1	24	PP									25	160				N/A													
9/19/2017	14		LD	1	25						NRI	NRI								N/A													
	14	14-LD-1-25-6-233	LD	1	25	PP									6	233				N/A			PP										
	14	14-LD-1-25-24-233	LD	1	25	PP									24	233				N/A			PP										
	14	14-LD-1-25-42-233	LD	1	25	PP									42	233				N/A			PP										
	14	14-LD-1-25-10-6	LD	1	25	PP									10	6				N/A			PP										
9/19/2017	14		LD	1	26						NRI	NRI								N/A													
	14	14-LD-1-26-6-233	LD	1	26	PP									6	233				N/A			PP										
	14	14-LD-1-26-24-233	LD	1	26	PP									24	233				N/A			PP										
	14	14-LD-1-26-42-233	LD	1	26	PP									42	233				N/A			PP										
	14	14-LD-1-26-10-6	LD	1	26	PP									10	6				N/A			PP										

			Shell Location			Master Features Legend	TesTex NDE								EEI NDE								Notes	Photo Links	Recommended Repairs								Repair Type Legend
			General Location					TexTex Reported Indication Location		TesTex NDE																								
Date	Tank No.	Overall ID	Location in Tank	Shell Course	Plate Number	Master Feature	TesTex Indication ID on Plate	X Coordinate (in)	Y Coordinate (in)	Method	Indication Type	SIMPLIFIED INDICATION TYPE	Minimum Wall Thickness (in)	Depth of Topside Indication(in)	Center of indication: X (in)	Center of indication: Y (in)	Method	Indication Type	SIMPLIFIED INDICATION TYPE	EEI Recommendation (Repair or No Repair)	Minimum Thickness (in)	Depth (in)			Center of Repair: X (in)	Center of Repair: Y (in)	Width or Dia (in)	Height (in)	Length of Weld (in)	Area of PP (sq in)	EEI repair No.	Repair No. on Plate	Repair Type (Patch, Weld, Other)
	14	14-LD-1-26-25-165	LD	1	26	PP									25	165				N/A			18" PP reinforcing for 18" line										
	14	14-LD-1-26-0-120	LD	1	26	BRACKET									0	120				N/A			40" bracket										
	14	14-LD-1-26-0-40	LD	1	26	BRACKET									0	40				N/A			36" bracket										
9/19/2017	14		LD	1	27					NRI	NRI									N/A													
	14	14-LD-1-27-6-233	LD	1	27	PP									6	233				N/A			PP										
	14	14-LD-1-27-24-233	LD	1	27	PP									24	233				N/A			PP										
	14	14-LD-1-27-42-233	LD	1	27	PP									42	233				N/A			PP										
	14	14-LD-1-27-9-6	LD	1	27	PP									9	6				N/A			PP										
9/19/2017	14		LD	1	28					NRI	NRI									N/A													
	14	14-LD-1-28-6-233	LD	1	28	PP									6	233				N/A			PP										
	14	14-LD-1-28-24-233	LD	1	28	PP									24	233				N/A			PP										
	14	14-LD-1-28-42-233	LD	1	28	PP									42	233				N/A			PP										
	14	14-LD-1-28-8-6	LD	1	28	PP									8	6				N/A			PP										
9/19/2017	14		LD	1	29					NRI	NRI									N/A													
	14	14-LD-1-29-6-233	LD	1	29	PP									6	233				N/A			PP										
	14	14-LD-1-29-24-233	LD	1	29	PP									24	233				N/A			PP										
	14	14-LD-1-29-42-233	LD	1	29	PP									42	233				N/A			PP										
	14	14-LD-1-29-11-6	LD	1	29	PP									11	6				N/A			PP										
9/19/2017	14		LD	1	30					NRI	NRI									N/A													
	14	14-LD-1-30-6-233	LD	1	30	PP									6	233				N/A			PP										
	14	14-LD-1-30-24-233	LD	1	30	PP									24	233				N/A			PP										
	14	14-LD-1-30-42-233	LD	1	30	PP									42	233				N/A			PP										
	14	14-LD-1-30-10-6	LD	1	30	PP									10	6				N/A			PP										
9/19/2017	14		LD	1	31					NRI	NRI									N/A													
	14	14-LD-1-31-6-233	LD	1	31	PP									6	233				N/A			PP										
	14	14-LD-1-31-24-233	LD	1	31	PP									24	233				N/A			PP										
	14	14-LD-1-31-42-233	LD	1	31	PP									42	233				N/A			PP										
	14	14-LD-1-31-11-6	LD	1	31	PP									11	6				N/A			PP										
9/18/2017	14		LD	1	32					NRI	NRI									N/A													
	14	14-LD-1-32-6-233	LD	1	32	PP									6	233				N/A			PP										
	14	14-LD-1-32-24-233	LD	1	32	PP									24	233				N/A			PP										
	14	14-LD-1-32-42-233	LD	1	32	PP									42	233				N/A			PP										
	14	14-LD-1-32-10-6	LD	1	32	PP									10	6				N/A			PP										
9/18/2017	14		LD	1	33					NRI	NRI									N/A													
	14	14-LD-1-33-6-233	LD	1	33	PP									6	233				N/A			PP										
	14	14-LD-1-33-24-233	LD	1	33	PP									24	233				N/A			PP										
	14	14-LD-1-33-42-233	LD	1	33	PP									42	233				N/A			PP										
	14	14-LD-1-33-10-6	LD	1	33	PP									10	6				N/A			PP										
9/18/2017	14		LD	1	34					NRI	NRI									N/A													
	14	14-LD-1-34-6-233	LD	1	34	PP									6	233				N/A			PP										
	14	14-LD-1-34-24-233	LD	1	34	PP									24	233				N/A			PP										
	14	14-LD-1-34-42-233	LD	1	34	PP									42	233				N/A			PP										
	14	14-LD-1-34-10-6	LD	1	34	PP									10	6				N/A			PP										
	14	14-LD-1-34-0-110	LD	1	34	PP									0	110				N/A			PP										
	14	14-LD-1-34-0-51	LD	1	34	PP									0	51				N/A			3"X2" PP										
	14	14-LD-1-34-0-46	LD	1	34	PP									0	46				N/A			3"X2" PP										
	14	14-LD-1-34-20-234	LD	1	34										20	234	VT	P	P	R			2" WR		20	234	2	0	2		14-LD-1-34-20-234-1	1	WR
9/18/2017	14		LD	1	35					NRI	NRI									N/A													
	14	14-LD-1-35-6-233	LD	1	35	PP									6	233				N/A			PP										
	14	14-LD-1-35-24-233	LD	1	35	PP									24	233				N/A			PP										
	14	14-LD-1-35-42-233	LD	1	35	PP									42	233				N/A			PP										
	14	14-LD-1-35-11-6	LD	1	35	PP									11	6				N/A			PP										
	14	14-LD-1-35-156-21	LD	1	35	PP									156	21				N/A			PP										
	14	14-LD-1-35-78-20	LD	1	35	PP									78	20				N/A			PP										
9/18/2017	14		LD	1	36					NRI	NRI									N/A													

			Shell Location			Master Features Legend	TesTex NDE								EEI NDE								Notes	Photo Links	Recommended Repairs								Repair Type Legend
			General Location					TexTex Reported Indication Location		TesTex NDE																								
Date	Tank No.	Overall ID	Location in Tank	Shell Course	Plate Number	Master Feature	TesTex Indication ID on Plate	X Coordinate (in)	Y Coordinate (in)	Method	Indication Type	SIMPLIFIED INDICATION TYPE	Minimum Wall Thickness (in)	Depth of Topside Indication(in)	Center of indication: X (in)	Center of indication: Y (in)	Method	Indication Type	SIMPLIFIED INDICATION TYPE	EEI Recommendation (Repair or No Repair)	Minimum Thickness (in)	Depth (in)			Center of Repair: X (in)	Center of Repair: Y (in)	Width or Dia (in)	Height (in)	Length of Weld (in)	Area of PP (sq in)	EEI repair No.	Repair No. on Plate	Repair Type (Patch, Weld, Other)
	14	14-LD-1-36-6-233	LD	1	36	PP									6	233				N/A			PP										
	14	14-LD-1-36-24-233	LD	1	36	PP									24	233				N/A			PP										
	14	14-LD-1-36-42-233	LD	1	36	PP									42	233				N/A			PP										
	14	14-LD-1-36-9-6	LD	1	36	PP									9	6				N/A			PP										
9/18/2017	14		LD	1	37						NRI	NRI								N/A													
	14	14-LD-1-37-6-233	LD	1	37	PP									6	233				N/A			PP										
	14	14-LD-1-37-24-233	LD	1	37	PP									24	233				N/A			PP										
	14	14-LD-1-37-42-233	LD	1	37	PP									42	233				N/A			PP										
	14	14-LD-1-37-10-6	LD	1	37	PP									10	6				N/A			PP										
	14	14-LD-1-37-48-2	LD	1	37	PP									48	2				N/A			PP										
9/18/2017	14		LD	1	38						NRI	NRI								N/A													
	14	14-LD-1-38-6-233	LD	1	38	PP									6	233				N/A			PP										
	14	14-LD-1-38-24-233	LD	1	38	PP									24	233				N/A			PP										
	14	14-LD-1-38-42-233	LD	1	38	PP									42	233				N/A			PP										
	14	14-LD-1-38-8-6	LD	1	38	PP									8	6				N/A			PP										
9/18/2017	14		LD	1	39						NRI	NRI								N/A													
	14	14-LD-1-39-6-233	LD	1	39	PP									6	233				N/A			PP										
	14	14-LD-1-39-24-233	LD	1	39	PP									24	233				N/A			PP										
	14	14-LD-1-39-42-233	LD	1	39	PP									42	233				N/A			PP										
	14	14-LD-1-39-9-6	LD	1	39	PP									9	6				N/A			PP										
9/18/2017	14		LD	1	40						NRI	NRI								N/A													
	14	14-LD-1-40-6-233	LD	1	40	PP									6	233				N/A			PP										
	14	14-LD-1-40-24-233	LD	1	40	PP									24	233				N/A			PP										
	14	14-LD-1-40-42-233	LD	1	40	PP									42	233				N/A			PP										
	14	14-LD-1-40-9-6	LD	1	40	PP									9	6				N/A			PP										
9/18/2017	14		LD	1	41						NRI	NRI								N/A													
	14	14-LD-1-41-6-233	LD	1	41	PP									6	233				N/A			PP										
	14	14-LD-1-41-24-233	LD	1	41	PP									24	233				N/A			PP										
	14	14-LD-1-41-42-233	LD	1	41	PP									42	233				N/A			PP										
	14	14-LD-1-41-9-6	LD	1	41	PP									9	6				N/A			PP										
9/18/2017	14		LD	1	42						NRI	NRI								N/A													
	14	14-LD-1-42-6-233	LD	1	42	PP									6	233				N/A			PP										
	14	14-LD-1-42-24-233	LD	1	42	PP									24	233				N/A			PP										
	14	14-LD-1-42-42-233	LD	1	42	PP									42	233				N/A			PP										
	14	14-LD-1-42-11-6	LD	1	42	PP									11	6				N/A			PP										
9/18/2017	14		LD	1	43						NRI	NRI								N/A													
	14	14-LD-1-43-6-233	LD	1	43	PP									6	233				N/A			PP										
	14	14-LD-1-43-24-233	LD	1	43	PP									24	233				N/A			PP										
	14	14-LD-1-43-42-233	LD	1	43	PP									42	233				N/A			PP										
	14	14-LD-1-43-11-6	LD	1	43	PP									11	6				N/A			PP										
9/18/2017	14		LD	1	44						NRI	NRI								N/A													
	14	14-LD-1-44-6-233	LD	1	44	PP									6	233				N/A			PP										
	14	14-LD-1-44-24-233	LD	1	44	PP									24	233				N/A			PP										
	14	14-LD-1-44-42-233	LD	1	44	PP									42	233				N/A			PP										
	14	14-LD-1-44-11-6	LD	1	44	PP									11	6				N/A			PP										
9/19/2017	14		Floor	Floor	1						NRI	NRI								N/A													
9/19/2017	14		Floor	Floor	2						NRI	NRI								N/A													
9/19/2017	14		Floor	Floor	3						NRI	NRI								N/A													
9/19/2017	14		Floor	Floor	4						NRI	NRI								N/A													
9/19/2017	14		Floor	Floor	5						NRI	NRI								N/A													
9/19/2017	14		Floor	Floor	6						NRI	NRI								N/A													

Glossary of Abbreviations used in the Master Table

BA	Barrell
BB	Backing Bar
BC	Bottom or back side corrosion indication
BFET	Balanced Field Electromagnetic Testing (an eddy current technique, TexTex occasionally referrs to this as "Hawkeye" after their instrumentation model that utilizes the technique)
B, Bulge	Bulge
Bracket	Existing bracket
Dent	Dent
ER	Extension Ring
G	Gouge
GA	"Ground Area" Areas found to be cleared of coating by grinding.
IF	Incomplete Fill
IP	Incomplete Penetration
L, Linear	Linear indication having length greater than three times width
LAM, Lamination	Lamination (original plate manufacture defect)
LD	Lower Dome
LFET	Low Frequency Electromagnetic Testing (an eddy current technique)
LOF	Lack of Fusion
MT	Magnetic Particle Testing
N	Nozzle (A Pipe Cap installed over an original construction feature such as grout nozzle, strain gauge nozzle, etc.)
N/A	Not Applicable
NR	As found in EEI Recommendation Column: "No Repair" An indication that met reporting criteria but, following prove-up, did not meet criteria for providing a repair.
NRI	No Recordable Indication
P	Porosity (also denoted by "POR")
PA	Plate Anchor
PAUT	Phased Array Ultrasound Testing
PC	Pipe Cap: A method repair by which a short length of pipe with an attached end cap is placed over the affected area and welded in place around the circumference with a full fillet weld. Existing repairs of this type are marked "N" in the Master Table.
POR	Porosity (also denoted by "P")
PP	Patch Plate (see also TSPP)
R	As found in EEI Recommendation Column: "Repair" An indication that met reporting criteria and, following prove-up, met criteria for providing a repair.
RI	Rounded Indication (width to length ratio 3 or less)
SG	Strain Gauge Fitting
SP	Shell Plate
TC	Top side corrosion
TO	Tear or Tear Out
TS	Top Side indication: a general term to identify an indication on the surface facing the examiner.
TSP	Top Side Pit
TSPP	Tombstone patch plate, as described in API 653
TTH	Telltale Penetration
UC	Undercut
UD	Upper Dome

Glossary of Abbreviations used in the Master Table

UF	"under fill", also see IF
UT	Ultrasound Testing
VB	Vacuum Box Testing
VT	Visual Testing
W	Weld
WC	Weld Cover: often an channel section placed over backing bars in the upper dome
WI	Weld Indication: A generic term reported by TesTex to identify an indication found in a weld, typically found with an eddy current method
WR	Weld Repair: A repair made solely by the application of weld filler and appropriate grinding. No patch plate or other additional metal other than filler is added.

ATTACHMENT G

CALCULATIONS

BWS031738

Page Intentionally Left Blank

RDHLCC0028207

BWS031739

1.0 TANK 14 CORROSION RATES

Overview

EEI is providing the information below as formulas for calculating corrosion rates for the steel liner. See Clean Inspect Repair TANKS 4 AND 13 (TO 004) Clean Inspect Repair Tanks 14, 17, AND 18 (TO 005) Design Analysis – Basis of Design document, Rev 3.0 dated October 2017 which establishes remaining minimum remaining wall thickness accept/reject criteria.

Record drawings of the Red Hill tanks indicate the steel liner plates in the upper dome, barrel, and lower dome in all of the tanks are 250 mils thick plate nominal. The floor (referred to as "base plate" on record drawings) of the lower dome in all of the tanks is indicated as 500 mils thick plate. This document provides a calculation of corrosion rates for 250 mils thick steel liner plates.

2.0 MAXIMUM CALCULATED CORROSION RATES FOR TANK 14

Maximum calculated corrosion rates for Tank 14 based on wall plate with least remaining wall thickness is as follows:

Upper Dome – Maximum wall loss was 194 mils of metal which occurred in 75 years of service making the corrosion rate:

- Corrosion Rate = 194 mils / 75 years = 2.587 mils / year

Extension Ring – Maximum wall loss was 173 mils of metal which occurred in 75 years of service making the corrosion rate:

- Corrosion Rate = 173 mils / 75 years = 2.307 mils / year

Barrel – Maximum wall loss was 131 mils of metal which occurred in 75 years of service making the corrosion rate:

- Corrosion Rate = 131 mils / 75 years = 1.747 mils / year

Lower Dome – Maximum wall loss was 66 mils of metal which occurred in 75 years of service making the corrosion rate:

- Corrosion Rate = 66 mils / 75 years = .880 mils / year

Floor – Negligible – measured plate thickness was within mill tolerance.

See attached shell roll out for location in tank.

B-298
RDHLCC0028208

Tank 14 corrosion rate by plate.

All rates are in mils per year.

Legend

= Thickness of plate greater than 0.200"

= Measureable corrosion

= No Plate Exists in this Shell Course

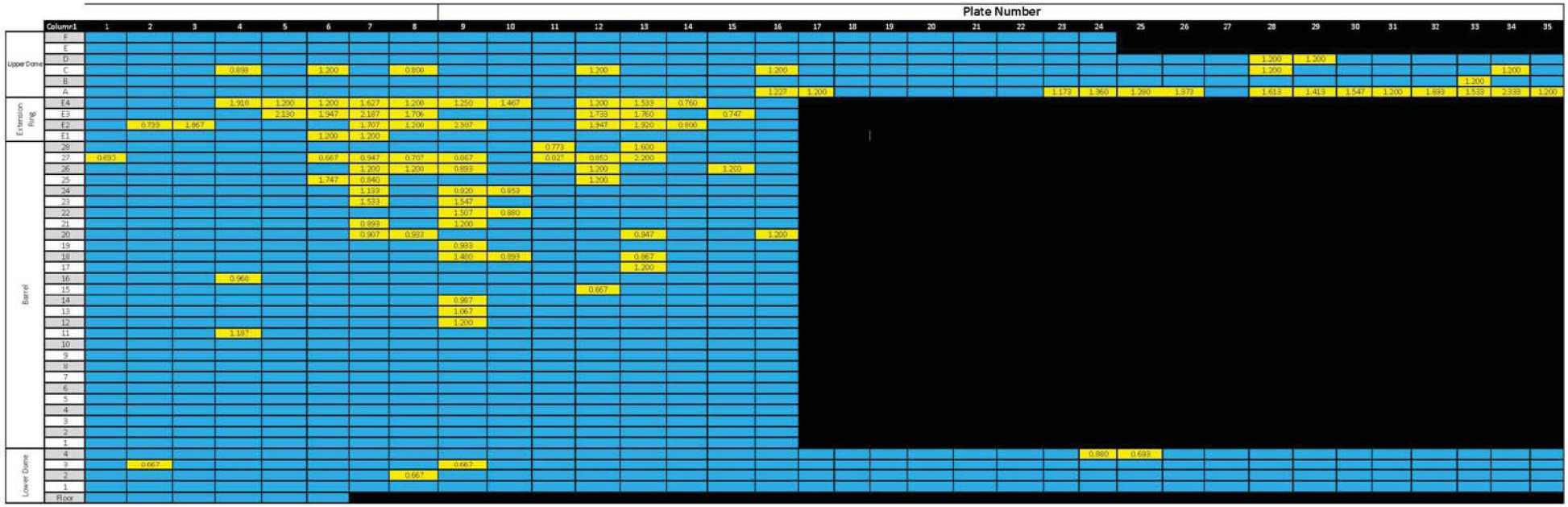


Plate Number
Column1
36 37 38 39 40 41 42 43 44 45 46 47 48 49 50 51 52 53 54 55 56 57 58 59 60 61 62 63 64 65 66 67 68 69 70 71 72
Upper Dome
Extension Ring
Barrel
Lower Dome
F E D C B A E4 E3 E2 E1 28 27 26 25 24 23 22 21 20 19 18 17 16 15 14 13 12 11 10 9 8 7 6 5 4 3 2 1 4 3 2 1 Floor
1.600
1.200 1.867 2.493 2.533 1.200 2.587 1.547 1.813 1.773 1.867 0.667 1.840 0.773 1.667 1.200 1.467 2.173 2.533 1.547 0.707 0.920 1.200 0.827 0.82667 1.24 1.0133333 1.8

Page Intentionally Left Blank

BWS031743

ATTACHMENT H

TESTEX API 653 ANNEX G PERSONNEL TESTING

RDHLCC0028212

BWS031744

TESTEX PERSONNEL TEST RESULTS

The following TesTex personnel successfully passed a blind screening test given by:

Karl Schlenker, EEI Senior NDE staff at the Red Hill field trailer:

Agustin Nava

Scott Keller

Andrew Kim

Emmanuel Ugochukwu

Bradley Chambers

Kyle Byassee

Joe Stanishewski

Tom Hardin

Joseph Miller

Ron Allen

Dennis Stefanko

Bill Cole

Marc Detisch

B-298

RDHLCC0028213

NAME: Agustin Nava

DATE: 12/4/17

TOP-SIDE PITTING

PLATE NUMBER	INCHES FROM LOWER RIGHT CORNER MARKED "TOP"				
	X	Y			
001					

TOP-SIDE PITTING

PLATE NUMBER	INCHES FROM LOWER RIGHT CORNER MARKED "TOP"				
	X	Y			
004	10	14 ✓			
	9.5	10 ✓			
	~~8~~	4 ✓			
	15	6.5 ✓	7.5	185	
	5	8 ✓	7.5	4	
	~~2~~	7 ✓	2	16	
	4	20			

BOTTOM-SIDE PITTING

PLATE NUMBER	INCHES FROM LOWER RIGHT CORNER MARKED "TOP"				
	X	Y			
003	7	15			
	8	8	?		
	~~4~~	18	?		
	7	8			
	~~2~~	18			
	4	14			
	1.5	9.5			

BOTTOM-SIDE PITTING

PLATE NUMBER	INCHES FROM LOWER RIGHT CORNER MARKED "TOP"				
	X	Y			
004					

RDHLCC0028214
BWS031745

testex

NAME: Scott Kellar

DATE: 12/4/17

TOP-SIDE PITTING

PLATE NUMBER	INCHES FROM LOWER RIGHT CORNER MARKED "TOP"				
	X	Y			
001					

TOP-SIDE PITTING

PLATE NUMBER	INCHES FROM LOWER RIGHT CORNER MARKED "TOP"				
	X	Y			
002					

BOTTOM-SIDE PITTING

PLATE NUMBER	INCHES FROM LOWER RIGHT CORNER MARKED "TOP"				
	X	Y			
003	2	18			
	4	14			
	2	8			
	8	15			
	8	8			
	4-5	14			
	7	8-9			

BOTTOM-SIDE PITTING

PLATE NUMBER	INCHES FROM LOWER RIGHT CORNER MARKED "TOP"				
	X	Y			
004	3-4	20			
	2	16			
	2	7			
	9	14			
	9	10			
	9	4			
	1	18			

RDHLCC0028215
BWS031746

NAME: Andrew Kim

DATE: 10-25-17

TOP-SIDE PITTING					
PLATE NUMBER	INCHES FROM LOWER RIGHT CORNER MARKED "TOP"				
	X	Y			
001	2 3/8"	3 3/4"			
	1"	19 1/2"			
	7 1/2"	9 3/4"			
	4 1/4"	16 1/8"			
	7 1/2"	3 3/4"			
	10"	12 1/4"			
	8 1/2"	20 1/8"			

TOP-SIDE PITTING					
PLATE NUMBER	INCHES FROM LOWER RIGHT CORNER MARKED "TOP"				
	X	Y			
002	4 1/2"	8 1/2"			
	4"	12 1/2"			
	3 1/2"	19"			
	7 1/8"	13 3/4"			
	9 3/4"	2 3/4"			
	11"	9 1/4"			
	9 7/8	20 1/2"			

BOTTOM-SIDE PITTING					
PLATE NUMBER	INCHES FROM LOWER RIGHT CORNER MARKED "TOP"				
	X	Y			
003	2 1/2"	17 5/8"			
	4 3/8"	13 3/8"			
	1 3/4"	5 1/2"			
	8 1/4"	7 3/4"			
	7 3/4"	15"			
	7-8 1/2"	8 1/8"			
	11"	12 1/4"			
	8 1/4"	15"			

BOTTOM-SIDE PITTING					
PLATE NUMBER	INCHES FROM LOWER RIGHT CORNER MARKED "TOP"				
	X	Y			
004	2 1/4"	7"			
	4"	20"			
	6 1/4"	15"			
	5"	20"			
	6 3/8"	15"			
	8"	18"			
	7 1/2"	14"			
	7 1/2"	10"			
	8 1/2"	4"			
	10 1/2"	14"			
	9 1/2"	10 1/4"			

NAME: Emmanuel Ugochukwu

TOP-SIDE PITTING					
PLATE NUMBER	INCHES FROM LOWER RIGHT CORNER MARKED "TOP"		DIA.	DEPTH	REMAINING WALL (APPROX.)
	X	Y			
001	8 1/2	20			
	1	19			
	4 1/2	16			
	10	12			
	4 1/2	10			
	7 1/2	5			
	2 1/2	4			

TOP-SIDE PITTING					
PLATE NUMBER	INCHES FROM LOWER RIGHT CORNER MARKED "TOP"		DIA.	DEPTH	REMAINING WALL (APPROX.)
	X	Y			
7 x VT	10	3			
	5	9			
	10	9			
	4	12 1/2			
002	8	14			
5 x LEET	3 1/2	19			
	10	20 1/2			

BOTTOM-SIDE PITTING					
PLATE NUMBER	INCHES FROM LOWER RIGHT CORNER MARKED "TOP"		DIA.	DEPTH	REMAINING WALL (APPROX.)
	X	Y			
	3	8	—	—	240
	2	14	—	—	237
	4	18 1/2	—	—	242
*	7 1/2	5 1/2	—	—	240
	6	8 1/2	—	—	104
	6	14	—	—	240
003	8 1/2	9	—	—	242
	9	15 1/2	—	—	135

BOTTOM-SIDE PITTING					
PLATE NUMBER	INCHES FROM LOWER RIGHT CORNER MARKED "TOP"		DIA.	DEPTH	REMAINING WALL (APPROX.)
	X	Y			
	5	7	—	—	230
	5	20	—	—	160
	8	8	—	—	233
	4	16	—	—	230
	9	16	—	—	235
	6 1/2	19	—	—	236
004	11	10	—	—	230
	—	—	—	—	—
	7 1/2	14	—	—	232

NAME: Brad

TOP-SIDE PITTING

PLATE NUMBER	INCHES FROM LOWER RIGHT CORNER MARKED "TOP"		DIA.	DEPTH	REMAINING WALL (APPROX.)
	X	Y			
001	1	19			
	2	4			
	4	9½			
	4	15			
	7½	5			
	8½	20			

TOP-SIDE PITTING

PLATE NUMBER	INCHES FROM LOWER RIGHT CORNER MARKED "TOP"		DIA.	DEPTH	REMAINING WALL (APPROX.)
	X	Y			
7 x 11	4	17			
	4½	8½			
	4	12			
	8	14			
	9½	3			
002 5 x Feet	10	20½			
	11	9			

BOTTOM-SIDE PITTING

PLATE NUMBER	INCHES FROM LOWER RIGHT CORNER MARKED "TOP"		DIA.	DEPTH	REMAINING WALL (APPROX.)
	X	Y			
003	5	5			
	7	8			
	5	14			
	6	20			
	7	8			
	8½	15			
	2½	8½			
	4	14			
	2	14			

BOTTOM-SIDE PITTING

PLATE NUMBER	INCHES FROM LOWER RIGHT CORNER MARKED "TOP"		DIA.	DEPTH	REMAINING WALL (APPROX.)
	X	Y			
004	.75	7	2 7/7		.175
	2½	16			.204
	4	8			.198
	7½	15			238
	8	18½			.115
	6	18½			.230
	7½	10			—
	10	10	> 9/10		.119
	10½	13½	10/14		.103
	10½	17½			
	10	21	10/22		.123
	9	4			.161
	4	19½	3½/19½		.204

BASE 0.223

FALSE (H) Plate Defect

NAME: Kyle

TOP-SIDE PITTING					
PLATE NUMBER	INCHES FROM LOWER RIGHT CORNER MARKED "TOP"		DIA.	DEPTH	REMAINING WALL (APPROX.)
	X	Y			
001	2½	3½			
	7½	4			
	4½	9½			
	10	12½			
	4½	16			
	1	19½			
	8½	20			

TOP-SIDE PITTING					
PLATE NUMBER	INCHES FROM LOWER RIGHT CORNER MARKED "TOP"		DIA.	DEPTH	REMAINING WALL (APPROX.)
	X	Y			
002	10	3			
	4.5	3.5			
	11	9.5			
	4	12.5			
	8	14			
	3.5	19			
	10	20.5			

BOTTOM-SIDE PITTING					
PLATE NUMBER	INCHES FROM LOWER RIGHT CORNER MARKED "TOP"		DIA.	DEPTH	REMAINING WALL (APPROX.)
	X	Y			
003	4	8½			
	3	18½			
	6	14½			
	9	8½			
	9½	15½			
	10½	8½			
	1	8½			
	5	5½			
	4½	14½			
	8	8½			
	8	15½			
	11	12			

BOTTOM-SIDE PITTING					
PLATE NUMBER	INCHES FROM LOWER RIGHT CORNER MARKED "TOP"		DIA.	DEPTH	REMAINING WALL (APPROX.)
	X	Y			
004	3	7			
	2	16			
	5	8			
	4	15			
	4	20			
	9	10			
	9	14			
	8	18			
	9	9			

NAME: Joe Stanishewski

TOP-SIDE PITTING					
PLATE NUMBER	INCHES FROM LOWER RIGHT CORNER MARKED "TOP"		DIA.	DEPTH	REMAINING WALL (APPROX.)
	X	Y			
001	2 5/16"	3 5/8"			
	7 1/2"	3 7/8"			
	4 1/2"	9 3/4"			
	10 1/16"	12 1/4"			
	4 3/8"	16 1/8"			
	1"	19 1/2"			
	8 5/8"	20 1/8"			

TOP-SIDE PITTING					
PLATE NUMBER	INCHES FROM LOWER RIGHT CORNER MARKED "TOP"		DIA.	DEPTH	REMAINING WALL (APPROX.)
	X	Y			
002	9 7/8"	3 3/4			
	4 1/2"	8 9/16"			
	10 5/16"	9 1/4"			
	4 1/8"	12 3/8"			
	7 7/8"	13 7/8"			
	3 1/2"	19 1/16"			
	9 7/8"	20 5/8"			

BOTTOM-SIDE PITTING					
PLATE NUMBER	INCHES FROM LOWER RIGHT CORNER MARKED "TOP"		DIA.	DEPTH	REMAINING WALL (APPROX.)
	X	Y			
003	2	18			
	5	14			
	1	8			
	3	3			
	8	15			
	7	8			
	6	11			
	9	7			

BOTTOM-SIDE PITTING					
PLATE NUMBER	INCHES FROM LOWER RIGHT CORNER MARKED "TOP"		DIA.	DEPTH	REMAINING WALL (APPROX.)
	X	Y			
004	6	20			
	2	16			
	2	7			
	11	3			
	7	18			
	7	15			
	5	8			
	8-9	4			
	10	14			
	9	10			

NAME: TOM HARDIN

TOP-SIDE PITTING					
PLATE NUMBER	INCHES FROM LOWER RIGHT CORNER MARKED "TOP"		DIA.	DEPTH	REMAINING WALL (APPROX.)
	X	Y			
001	3"	2.5"			
	7.5"	1"			
	10"	4.5"			
	16"	4.5"			
	4"	7.5"			
	12"	10"			
	20"	8.5"			

TOP-SIDE PITTING					
PLATE NUMBER	INCHES FROM LOWER RIGHT CORNER MARKED "TOP"		DIA.	DEPTH	REMAINING WALL (APPROX.)
	X	Y			
003 ~~002~~	8"	9"			
	4"	14"			
	6	21"			
	1"	19"			
	2"	22"			
	7"	8"			
	7"	15"			
	11"	12"			

BOTTOM-SIDE PITTING					
PLATE NUMBER	INCHES FROM LOWER RIGHT CORNER MARKED "TOP"		DIA.	DEPTH	REMAINING WALL (APPROX.)
	X	Y			
002 ~~003~~	4.5"	8.5			
	4"	12.5"			
	3.5"	19"			
	8"	14"			
	10"	3"			
	11"	9.5"			
	10"	21"			

BOTTOM-SIDE PITTING					
PLATE NUMBER	INCHES FROM LOWER RIGHT CORNER MARKED "TOP"		DIA.	DEPTH	REMAINING WALL (APPROX.)
	X	Y			
004	2"	8"			
	4"	21"			
	8"	10"			
	10"	14"			
	4"	7"			
	6"	16"			
	8"	21"			

NAME: Joseph Miller

TOP-SIDE PITTING					
PLATE NUMBER	INCHES FROM LOWER RIGHT CORNER MARKED "TOP"		DIA.	DEPTH	REMAINING WALL (APPROX.)
	X	Y			
001	2 1/4	3 1/2			
	7 1/2	3 3/4			
	4 1/2	9 3/4			
	10	17 1/4			
	4 1/2	16 1/4			
	1	19 1/2			
	8 1/2	20 1/4			

TOP-SIDE PITTING					
PLATE NUMBER	INCHES FROM LOWER RIGHT CORNER MARKED "TOP"		DIA.	DEPTH	REMAINING WALL (APPROX.)
	X	Y			
002	3	10			
	4 1/2	8 1/2			
	11	9			
	4	12			
	8	14			
	3	19			
	10	21			

BOTTOM-SIDE PITTING					
PLATE NUMBER	INCHES FROM LOWER RIGHT CORNER MARKED "TOP"		DIA.	DEPTH	REMAINING WALL (APPROX.)
	X	Y			
003	1	9			
	5	14			
	2	18			
	7	8			
	8	8			
	11	12			
	8	15			

BOTTOM-SIDE PITTING					
PLATE NUMBER	INCHES FROM LOWER RIGHT CORNER MARKED "TOP"		DIA.	DEPTH	REMAINING WALL (APPROX.)
	X	Y			
004	2	7			
	2	16			
	4	20			
	5	8			
	7	15			
	9	10			
	10	14			
	11 1/2	16			
	7	19			

AME: RON ALLEN

TOP-SIDE PITTING					
PLATE NUMBER	INCHES FROM LOWER RIGHT CORNER MARKED "TOP"		DIA.	DEPTH	REMAINING WALL (APPROX.)
	X	Y			
001	2 ½	3 ½			
	7 ½	4			
	4 ½	10			
	10	12			
	4 ½	16			
	1	19 ½			
	5 ½	20			

TOP-SIDE PITTING					
PLATE NUMBER	INCHES FROM LOWER RIGHT CORNER MARKED "TOP"		DIA.	DEPTH	REMAINING WALL (APPROX.)
	X	Y			
002	10"	3"			
	4 1/2	8 1/2			
	11	9 1/4			
	4	12 1/2			
	8	14			
	3 1/2	19			
	10	20 1/2			

BOTTOM-SIDE PITTING					
PLATE NUMBER	INCHES FROM LOWER RIGHT CORNER MARKED "TOP"		DIA.	DEPTH	REMAINING WALL (APPROX.)
	X	Y			
003	2	9			
	3 ½	14			
	3	19			
	8	9			
	8	15			
	5	5			

BOTTOM-SIDE PITTING					
PLATE NUMBER	INCHES FROM LOWER RIGHT CORNER MARKED "TOP"		DIA.	DEPTH	REMAINING WALL (APPROX.)
	X	Y			
004	2 ½	7			
	4	20			
	5	7			
	3	15			
	7	7			
	7	15			
	7	19			
	9	10			
	9	14			

RDHLCC0028223
BWS031754

NAME: Dennis Stefanko

TOP-SIDE PITTING

PLATE NUMBER	INCHES FROM LOWER RIGHT CORNER MARKED "TOP"		DIA.	DEPTH	REMAINING WALL (APPROX.)
	X →	Y ↑			
001	2 3/8	3 3/4			
	7 1/2	4			
	4 1/2	9 3/4			
	10	12 1/2			
	4 1/2	16 1/2			
	1	19 1/2			
	8 1/2	20 1/2			

TOP-SIDE PITTING

PLATE NUMBER	INCHES FROM LOWER RIGHT CORNER MARKED "TOP"		DIA.	DEPTH	REMAINING WALL (APPROX.)
	X	Y			
002	9 3/4	2 3/4			
	4 1/2	8 1/2			
	11	9 1/4			
	4 1/4	12 1/2			
	8	14			
	3 1/2	19			
	10	20 1/2			

BOTTOM-SIDE PITTING

PLATE NUMBER	INCHES FROM LOWER RIGHT CORNER MARKED "TOP"		DIA.	DEPTH	REMAINING WALL (APPROX.)
	X	Y			
003	2 1/2	1			
	2	8 1/2			
	2	3 3/4			
	4 1/2	14			
	5	5			
	5	3 1/2	END of PLATE		
	8	15			
	7 1/2	8			
	9	4			
	9 1/2	3 1/4			
	11	12			

BOTTOM-SIDE PITTING

PLATE NUMBER	INCHES FROM LOWER RIGHT CORNER MARKED "TOP"		DIA.	DEPTH	REMAINING WALL (APPROX.)
	X	Y			
004	3	20			
	2	1			
	3	5			
	4	20			
	5	15			
	5	8			
	5	4			
	8	19			
	9 1/2	14			
	9	10			
	8	4			

NAME: Bill

TOP-SIDE PITTING

PLATE NUMBER	INCHES FROM LOWER RIGHT CORNER MARKED "TOP"		DIA.	DEPTH	REMAINING WALL (APPROX.)
	X	Y			
All located 001 VT +3 ET	3	2			
	7	1			
	10	4			
	17	5			
	5	8			
	12	10			
	20	8			

TOP-SIDE PITTING

PLATE NUMBER	INCHES FROM LOWER RIGHT CORNER MARKED "TOP"		DIA.	DEPTH	REMAINING WALL (APPROX.)
	X	Y			
7 x VT 5 x ET 002	9	2			
	10	9			
	4	12			
	7	13			
	4	8			
	3	19			
	9	20			

BOTTOM-SIDE PITTING

PLATE NUMBER	INCHES FROM LOWER RIGHT CORNER MARKED "TOP"		DIA.	DEPTH	REMAINING WALL (APPROX.)
	X	Y			
003	2 1/2	18 1/2	—	—	242
	5	14	—	—	245
	2	8 1/2	—	—	242
	8 1/4	15	—	—	245
	4	14	—	—	246
	8	8	—	—	169
	5	5	—	—	185
	7 1/2	15	—	—	129
	11 1/2	12	—	—	170
	7	8 1/2	—	—	186

BOTTOM-SIDE PITTING

PLATE NUMBER	INCHES FROM LOWER RIGHT CORNER MARKED "TOP"		DIA.	DEPTH	REMAINING WALL (APPROX.)
	X	Y			
004	2	7			
	2	15			
	4	19			
	5	9			
	7	15			
	9	11			
	9.5	14			
	11	16			
	7	19			

NAME: Mark

TOP-SIDE PITTING

PLATE NUMBER	INCHES FROM LOWER RIGHT CORNER MARKED "TOP"		DIA.	DEPTH	REMAINING WALL (APPROX.)
	X	Y			
11 x UT LF 3x ET	2	3 1/2			
	7	5			
	4	9 3/4			
	10	12			
001	4	16			
	1	19 1/2			
	8	20			

TOP-SIDE PITTING

PLATE NUMBER	INCHES FROM LOWER RIGHT CORNER MARKED "TOP"		DIA.	DEPTH	REMAINING WALL (APPROX.)
	X	Y			
7 x UT 5 x LF ET	10	3			
	5	9			
	11	9			
	4	12 1/2			
002	8	14			
	4	19			
	10	20 1/2			

BOTTOM-SIDE PITTING

PLATE NUMBER	INCHES FROM LOWER RIGHT CORNER MARKED "TOP"		DIA.	DEPTH	REMAINING WALL (APPROX.)
	X	Y			
	1	14	—	—	240
	3 1/2	18 1/2	—	—	238
	5	8 3/4	—	—	216
	7	9	—	—	240
	6 1/2	15	—	—	243
	8	15	—	—	242
003	12	12	—	—	174

BOTTOM-SIDE PITTING

PLATE NUMBER	INCHES FROM LOWER RIGHT CORNER MARKED "TOP"		DIA.	DEPTH	REMAINING WALL (APPROX.)
	X	Y			
	2	7			
	2	16			
	4	20			
	5	8			
	6	15			
	9	10			
004	10	14			
	7	19			

TOP-SIDE PITTING					
PLATE NUMBER	INCHES FROM LOWER RIGHT CORNER MARKED "TOP"		DIA.	DEPTH	REMAINING WALL (APPROX.)
	X	Y			
001	2 3/8	3 5/8	0.250	0.060	0.190
	7 1/2	4 7/8	0.250	0.068	0.182
	4 1/2	9 3/4	0.375	0.145	0.105
	10 1/16	12 1/4	0.375	0.125	0.125
	4 3/8	16 1/8	0.250	0.085	0.165
	1	19 1/2	0.250	0.091	0.159
	8 5/8	20 1/8	0.375	0.153	0.097

TOP-SIDE PITTING					
PLATE NUMBER	INCHES FROM LOWER RIGHT CORNER MARKED "TOP"		DIA.	DEPTH	REMAINING WALL (APPROX.)
	X	Y			
002	9 7/8	2 3/4	0.375	0.123	0.127
	4 9/16	8 9/16	0.375	0.169	0.081
	10 15/16	9 1/4	0.250	0.090	0.160
	4 1/8	12 3/8	0.250	0.083	0.167
	7 7/8	13 7/8	0.375	0.128	0.122
	3 7/16	19 1/8	0.250	0.083	0.167
	9 13/16	20 5/8	0.250	0.084	0.166

BOTTOM-SIDE PITTING					
PLATE NUMBER	INCHES FROM LOWER RIGHT CORNER MARKED "TOP"		DIA.	DEPTH	REMAINING WALL (APPROX.)
	X	Y			
003	2 1/2	3 3/16	0.500	0.178	0.072
	9 3/4	2 3/16	0.375	0.145	0.105
	5 1/4	5 1/4	0.250	0.083	0.167
	7 7/16	8 1/8	0.500	0.170	0.080
	1 5/16	8 3/8	0.375	0.142	0.108
	10 7/8	12 1/8	0.250	0.098	0.152
	4 7/16	13 7/8	0.500	0.210	0.040
	7 3/16	15 1/16	0.375	0.123	0.127
	2 1/8	18 5/16	0.375	0.138	0.112
	9 5/8	21 1/8	0.500	0.160	0.090
	5	21 3/4	0.375	0.130	0.120

BOTTOM-SIDE PITTING					
PLATE NUMBER	INCHES FROM LOWER RIGHT CORNER MARKED "TOP"		DIA.	DEPTH	REMAINING WALL (APPROX.)
	X	Y			
004	3 1/16	3	0.500	0.180	0.070
	7 7/8	4	0.500	0.190	0.060
	2	7	0.375	0.162	0.088
	5 3/16	7 15/16	0.250	0.098	0.152
	9	10	0.375	0.155	0.095
	10	13 15/16	0.500	0.195	0.055
	6 1/16	14 13/16	0.375	0.150	0.100
	2	15 7/8	0.250	0.083	0.167
	7 5/16	18 9/16	0.375	0.150	0.100
	4	20 15/16	0.500	0.195	0.055
	10	21 15/16	0.375	0.152	0.098

BWS031759

ATTACHMENT I

TOWER STRUCTURE INSPECTION REPORT

RDHLCC0028228

BWS031760

Page Intentionally Left Blank

RDHLCC0028229

HAWAII
ENGINEERING
GROUP, INC.

Consulting Civil Engineers, Structural Engineers & Land Surveyors
US (SBA) SDB & DBE Certified

Reference #**17-002**

BWS031761

September 30, 2017

Mr. Jon Nicholson, Construction Manager
CB&I – Federal Services LLC
1725 Duke Street, Suite 400
Alexandria, VA 22314

Subject: Red Hill Tanks Project
Inspection of Tank #14 tower and walkway

Dear Mr. Nicholson

The center tower structure and walkway were inspected on April 14, 2017 and then on August 1, 2017 a second site visit was made for inspection of entrance framing. During inspections the following deficiencies were noted. For reference the four tower legs were consecutively numbered counter clockwise with leg #1 being the first leg supporting the bridge walkway structure and looking down on the tower. Tower elevations are referenced with elevation 0 at the bottom of tower.

Tower Inspection - April 14, 2017

1. 1 bolt is missing in each connection located at elevation 20 of tower leg #1 and leg #3.
2. 1 bolt missing in connection located at elevation 50 of tower leg #1.
3. Tower connection located at elevation 60 of tower leg #1 needs cleaning.
4. 1 bolt missing in connection located at elevation 110 of tower leg #3.
5. 1 bolt needs replacement (short bolt) connection located at elevation 180 of tower leg #2.
6. 1 bolt missing in connection located at elevation 190 of tower leg #2.
7. 4 bolts are missing in each connection located at elevation 200 of tower leg #2 and leg #4.
8. 4 bolts are missing in each connection located at elevation 220 of tower leg #2 and leg #4.

CB&I should install the missing bolts and weld cover plates on holes in gusset plates. The loose nuts conditions, damaged nut conditions and missing bolt conditions should be addressed immediately before installation of boom cranes. The repair of gusset plates can be done after the boom cranes have been installed.

The replacement bolts should be grade A325 and match the size and length of existing bolts. Use flat washers under the nut side of the connection. Gusset plate should be repaired using A36 steel plate material of same or greater thickness of the gusset plate being repaired. The plate will be welded using SMAW method by qualified welder using a fillet weld. Plate shall be welded on all four sides. Plate size shall be at least twice the size of the gusset plate opening.

1088 Bishop Street, Suite 2506 • Honolulu, Hawaii 96813
Tel: 808.533.2092 • Fax: 808.533.2059
Email: heg@hawaiiengineering.net • Web: www.hawaiiengineering.net

B-298

BWS031762

The tower and the walkway structure are in good condition and should be okay for service once the deficiencies are eliminated.

Entrance Framing Inspection – August 01, 2017

This inspection was performed using a platform suspended from the tank boom crane.

The entrance framing was observed to be in good condition. Scaffolding to be suspended from the entrance framing will need to be supported by the main cantilever beams close to the tank wall to minimize additional bending in the main structure. The anchoring system for the scaffolding to be suspended under the tank entrance should be reviewed and designed by a professional structural engineer.

This report does not address portions of the buildings other than those areas mentioned, nor does it provide any warranty either expressed or implied for any portion of the existing buildings.

If there are any comments or questions on any items above, please do not hesitate in calling.

Sincerely,

STRUCTURAL CONSULTANT
HAWAII ENGINEERING GROUP, INC.



Ather R. Dar, SE
President



EXP. DATE: 4-30-18

Attachments: Photographic Record

1088 Bishop Street, Suite 2506 • Honolulu, Hawaii 96813
Tel: 808.533.2092 • Fax: 808.533.2059
Email: heg@hawaiiengineering.net • Web: www.hawaiiengineering.net

B-298

RDHLCC0028231

BWS031763

Photographic Record

HEG job #:	17-002
Project name:	Red Hill Tank #14 Center tower and walkway inspection
Site visit date:	April 14, 2017 (Inspection of Center Tower) August 1, 2017 (Inspection of Entrance Framing)
Photos by:	Ather R. Dar, SE

Hawaii Engineering Group, Inc.
1088 Bishop Street, Suite 2506 • Honolulu, Hawaii 96813
Tel: 808.533.2092 • Fax: 808.533.2059
Email: heg@hawaiiengineering.net • Web: www.hawaiiengineering.net

B-298

RDHLCC0028232

BWS031764

Summary

- ***Inspection date April 14, 2017***
- 1 bolt is missing in each connection located at elevation 20 of tower leg #1 and leg #3.
- 1 bolt missing in connection located at elevation 50 of tower leg #1.
- Tower connection located at elevation 60 of tower leg #1 needs cleaning.
- 1 bolt missing in connection located at elevation 110 of tower leg #3.
- 1 bolt needs replacement (short bolt) connection located at elevation 180 of tower leg #2.
- 1 bolt missing in connection located at elevation 190 of tower leg #2.
- 4 bolts are missing in each connection located at elevation 200 of tower leg #2 and leg #4.
- 4 bolts are missing in each connection located at elevation 220 of tower leg #2 and leg #4.
- ***Inspection date August 1, 2017***
- The anchoring system for the scaffolding to be suspended under the tank entrance should be reviewed and designed by a professional structural engineer



Photo 1: Spider support at top of Tank #14

1088 Bishop Street, Suite 2506 • Honolulu, Hawaii 96813
Tel: 808.533.2092 • Fax: 808.533.2059
Email: heg@hawaiiengineering.net • Web: www.hawaiiengineering.net

B-298

BWS031765



Photo 2: Spier support at top of Tank #14



Photo 3: Tank #14 base view

1088 Bishop Street, Suite 2506 • Honolulu, Hawaii 96813
Tel: 808.533.2092 • Fax: 808.533.2059
Email: heg@hawaiiengineering.net • Web: www.hawaiiengineering.net

B-298

BWS031766



Photo 4: Tank #14 base view



Photo 5: Tank #14 base view

1088 Bishop Street, Suite 2506 • Honolulu, Hawaii 96813
Tel: 808.533.2092 • Fax: 808.533.2059
Email: heg@hawaiiengineering.net • Web: www.hawaiiengineering.net

B-298

BWS031767



Photo 6: Tank #14 base view



Photo 7: Tank #14 base view

1088 Bishop Street, Suite 2506 • Honolulu, Hawaii 96813
Tel: 808.533.2092 • Fax: 808.533.2059
Email: heg@hawaiiengineering.net • Web: www.hawaiiengineering.net

B-298

BWS031768



Photo 8: Tank #14 closeup view of tower leg support



Photo 9: Tank #14 framing

1088 Bishop Street, Suite 2506 • Honolulu, Hawaii 96813
Tel: 808.533.2092 • Fax: 808.533.2059
Email: heg@hawaiiengineering.net • Web: www.hawaiiengineering.net

B-298

BWS031769



Photo 10: Tank #14 framing



Photo 11: Tank #14 framing – needing clean up

1088 Bishop Street, Suite 2506 • Honolulu, Hawaii 96813
Tel: 808.533.2092 • Fax: 808.533.2059
Email: heg@hawaiiengineering.net • Web: www.hawaiiengineering.net

B-298

BWS031770



Photo 12: Tank #14 framing – at walkway platform level



Photo 13: Tank #14 framing – Holes need patching with steel plate

1088 Bishop Street, Suite 2506 • Honolulu, Hawaii 96813
Tel: 808.533.2092 • Fax: 808.533.2059
Email: heg@hawaiiengineering.net • Web: www.hawaiiengineering.net

B-298

BWS031771



Photo 14: Tank #14 framing – entrance framing



Photo 15: Tank #14 framing – entrance framing.

1088 Bishop Street, Suite 2506 • Honolulu, Hawaii 96813
Tel: 808.533.2092 • Fax: 808.533.2059
Email: heg@hawaiiengineering.net • Web: www.hawaiiengineering.net

B-298

BWS031772



Photo 16: Tank #14 framing – entrance framing



Photo 17: Tank #14 framing – entrance framing

1088 Bishop Street, Suite 2506 • Honolulu, Hawaii 96813
Tel: 808.533.2092 • Fax: 808.533.2059
Email: heg@hawaiiengineering.net • Web: www.hawaiiengineering.net

B-298

BWS031773



Photo 18: Tank #14 framing – entrance framing



Photo 19: Tank #14 framing – entrance framing

1088 Bishop Street, Suite 2506 • Honolulu, Hawaii 96813
Tel: 808.533.2092 • Fax: 808.533.2059
Email: heg@hawaiiengineering.net • Web: www.hawaiiengineering.net

B-298

BWS031774



Photo 20: Tank #14 framing – entrance framing



Photo 21: Tank #14 framing – entrance framing.

1088 Bishop Street, Suite 2506 • Honolulu, Hawaii 96813
Tel: 808.533.2092 • Fax: 808.533.2059
Email: heg@hawaiiengineering.net • Web: www.hawaiiengineering.net

B-298

BWS031775



Photo 22: Tank #14 framing – entrance framing



Photo 23: Tank #14 framing – entrance framing

1088 Bishop Street, Suite 2506 • Honolulu, Hawaii 96813
Tel: 808.533.2092 • Fax: 808.533.2059
Email: heg@hawaiiengineering.net • Web: www.hawaiiengineering.net

B-298

BWS031776



Photo 24: Tank #14 framing – entrance framing



Photo 25: Tank #14 framing – entrance framing

1088 Bishop Street, Suite 2506 • Honolulu, Hawaii 96813
Tel: 808.533.2092 • Fax: 808.533.2059
Email: heg@hawaiiengineering.net • Web: www.hawaiiengineering.net

B-298

BWS031777



Photo 26: Tank #14 framing – entrance framing



Photo 27: Tank #14 framing – entrance framing

1088 Bishop Street, Suite 2506 • Honolulu, Hawaii 96813
Tel: 808.533.2092 • Fax: 808.533.2059
Email: heg@hawaiiengineering.net • Web: www.hawaiiengineering.net

B-298

Page Intentionally Left Blank

ATTACHMENT J

PRESSURE TEST REPORT

BWS031780

Page Intentionally Left Blank

RDHLCC0028249

BWS031781



JANUARY 2018

HYDROSTATIC (STRENGTH) AND LEAK TESTING RESULTS TANKS 14 AND 17

Clean Inspect Repair Storage Tanks 14, 17, and 18
Joint Base Pearl Harbor-Hickam, Hawaii

NAVFAC EXWC Contract No. N39430-15-D-1632

APTIM Federal Services LLC Project No. 500770
Task Order 0005

Revision 0

Submitted by:

APTIM Federal Services LLC
12005 Ford Road, Suite 600
Dallas, Texas 75234

B-298

RDHLCC0028250

BWS031782

Naval Facilities Engineering Command
ENGINEERING AND EXPEDITIONARY WARFARE CENTER

JANUARY 2018

HYDROSTATIC (STRENGTH) AND TESTING RESULTS TANKS 14 AND 17

Clean Inspect Repair Storage Tanks 14, 17, and 18
Joint Base Pearl Harbor-Hickam, Hawaii

NAVFAC EXWC Contract No. N39430-15-D-1632

APTIM Federal Services LLC Project No. 500770
Task Order 0005

Revision 0

Prepared by:

Eric Yatabe
Project Engineer

Date: January 5, 2018

Approved by:

Mark Kravecz
Project Manager

Date: January 5, 2018

B-298

RDHLCC0028251

BWS031783

Table of Contents

List of Appendices i
Acronyms and Abbreviations i
1.0 Purpose and Result Summary 1-1
1.1 Purpose 1-1
1.2 Result Summary 1-1
2.0 Strength Testing 2-1
2.1 Test Apparatus and Methodology 2-1
2.2 Results 2-1
2.2.1 Tank 14 – 32x20 Segment 2-1
2.2.2 Tank 14 – 18x12 Segment 2-1
2.2.3 Tank 14 - 8x6 Segment 2-2
2.2.4 Tank 17 - 32x20 Segment 2-2
2.2.5 Tank 17 - 16x12 Segment 2-2
2.3 Air Removal 2-3
3.0 Leak Tests 3-3
4.0 References 4-3

List of Appendices

Appendix A Pressure Test Segments
Appendix B T14 - 32x20 Strength Test Data
Appendix C T14 – 18x12 Strength Test Data
Appendix D T14 – 8x6 Strength Test Data
Appendix E T17 – 32x20 Strength Test Data
Appendix F T17 – 16x12 Strength Test Data
Appendix G Leak Test Results
Appendix H Pressure Test Setup
Appendix I Methodology to Remove Air from System

Acronyms and Abbreviations

EEI	Enterprise Engineering, Inc.
NWGLDE	National Work Group on Leak Detection Equipment
psig	pound per square inch gauge
VISTA	Vista Precision Solutions
APTIM	APTIM Federal Services, LLC (Formerly known as CBI Federal Services, LLC)
BOD	Basis of Design
PTP	Pressure Test Plan

B-298

RDHLCC0028252

BWS031784

1.0 Purpose and Result Summary

1.1 Purpose

The purpose of this report is to provide data and results from the strength and leak testing performed on the tank bottom connections for tanks 14 and 17.

Strength and Leak Tests were performed in accordance with the EEI prepared Appendix A.1 Tank Nozzle Pressure Testing Requirements. Appendix A.1 is found in the Government approved Basis of Design, (Reference 1; hereafter referred to as the BOD). Strength and Leak Tests also complied with the Government approved, PRESSURE TESTING PLAN (Reference 2; Hereafter referred to as the PTP).

EEI approved VISTA in the BOD as one of the qualified third party NWGLDE companies to perform the leak tests.

APTIM performed this work under Task Order 0005, Naval Facilities Engineering and Expeditionary Warfare Center Contract No. N39430-15-D-1632, entitled, "Multiple Award Construction Contract for Petroleum, Oils, and Lubricants Fuel Systems at Various Locations Worldwide."

1.2 Result Summary

Strength and leak tests were performed on the tank 14 and 17 bottom piping connections (pressure test segments) between November 15 and 19, 2017. See Appendix A for the individual pressure test segments.

The APTIM Project Engineer accepted all strength tests as passing. All pressures during strength test met the BOD requirement of 145 minimum test pressure at the high point of the segment. The high point represents the area under the lowest pressure for that segment.

The VISTA on-site team submitted preliminary report stating that all precision leak tests passed. The leak tests were certified as passing at the BOD requirement of 140 psig minimum at the high point of the segment. The final reports from VISTA dated December 18, 2017 for tank 14 and tank 17 confirmed those passing results.

Tank 18 will be taken out of service after tank 17 is returned to service. Once Tank 18 can be entered, the pressure test segments will be identified by the Designer of Record (EEI).

B-298

RDHLCC0028253

BWS031785
B-298
RDHLCC0028254

This page intentionally left blank.

BWS031786
B-298
RDHLCC0028255

BWS031787

2.0 Strength Testing

2.1 Test Apparatus and Methodology

See Appendix H Pressure Test Setup for schematic of pressure test setup. The testing method was compliant with the Government approved BOD, PTP and Accident Prevention Plan (Reference 3).

2.2 Results

All pressure test segments passed the strength tests. Details follow below and in Appendices.

2.2.1 Tank 14 – 32x20 Segment

The APTIM project engineer Eric Yatabe indicated the strength test passed on 11/19/17. See Appendix B for:

1) Pressure Chart Recorder,
2) Manual Data,
3) Reverse Squeeze Results.

The strength test was run at a minimum of 166 psig based on the reading from the calibrated pressure gauge on the pressure injection tree in the lower tunnel. There is approximately an 8' elevation drop from the high point of this pressure segment and the pressure test gage. Thus, the pressure range at the high point of the test segment met the goal of a minimum strength test of 145 psig.

2.2.2 Tank 14 – 18x12 Segment

The APTIM project engineer Eric Yatabe indicated the strength test passed on 11/18/17. See Appendix C for:

1) Pressure Chart Recorder,
2) Manual Data,
3) Reverse Squeeze Results.

The strength test was run at a minimum of 164 psig based on the reading from the calibrated pressure gauge on the pressure injection tree in the lower tunnel. There is approximately an 8' elevation drop from the high point of this pressure segment and the pressure test gage. Thus, the pressure range at the high point of the test segment met the goal of a minimum strength test of 145 psig.

B-298

RDHLCC0028256

BWS031788

2.2.3 Tank 14 - 8x6 Segment

The APTIM project engineer Eric Yatabe indicated the strength test passed on 11/17/17. See Appendix D for:

1) Pressure Chart Recorder,
2) Manual Data,
3) Reverse Squeeze Results.

The strength test was run at a minimum of 150 psig based on the reading from the calibrated pressure gauge on the pressure injection tree in the lower tunnel. There is approximately an 10' elevation drop from the high point of this pressure segment and the pressure test gage. Thus, the pressure range at the high point of the test segment met the goal of a minimum strength test of 145 psig.

2.2.4 Tank 17 - 32x20 Segment

The APTIM project engineer Eric Yatabe indicated the strength test passed on 11/16/17. See Appendix E for:

1) Pressure Chart Recorder,
2) Manual Data,
3) Reverse Squeeze Results.

The strength test was run at a minimum of 160 psig based on the reading from the calibrated pressure gauge on the pressure injection tree in the lower tunnel. There is approximately an 8' elevation drop from the high point of this pressure segment and the pressure test gage. Thus, the pressure range at the high point of the test segment met the goal of a minimum strength test of 145 psig.

2.2.5 Tank 17 - 16x12 Segment

The APTIM project engineer Eric Yatabe indicated the strength test passed on 11/15/17. See Appendix F for:

1) Pressure Chart Recorder,
2) Manual Data,
3) Reverse Squeeze Results.

The strength test was run at a minimum of 149 psig based on the reading from the calibrated pressure gauge on the pressure injection tree in the lower tunnel. There is approximately an 8' elevation drop from the high point of this pressure segment and the pressure test gage. Thus, the

B-298

RDHLCC0028257

pressure range at the high point of the test segment met the goal of a minimum strength test of 145 psig.

2.3 Air Removal

See Appendix I for the methodology used to remove air from test segments and calculate effectiveness of air removal. The purpose of this Appendix I is for reference on future testing when working with a third party NWGLDE certified company.

3.0 Leak Tests

All pressure test segments passed precision leak tests. See Appendix G Leak Test Results.

4.0 References

1) ENTERPRISE ENGINEERING, INC, 2017, CLEAN INSPECT REPAIR TANKS 4 AND 13 (TO 004); CLEAN INSPECT REPAIR TANKS 14, 17, AND 18 (TO 005), RED HILL UNDERGROUND FUEL STORAGE COMPLEX, JBPHH, HI; DESIGN ANALYSIS – BASIS OF DESIGN; Rev 2.0 Issue – Initial Submission and Government Review 20 April 2017.

2) CB&I Federal Services LLC, 2017, Clean Inspect Repair Storage Tanks 14, 17 and 18, Joint Base Pearl Harbor, Hickam, Hawaii.

3) CB&I Federal Services LLC, 2017,*Accident Prevention Plan, Clean Inspect Repair Storage Tanks 14, 17 and 18, Joint Base Pearl Harbor-Hickam, Hawaii* Revision 1, February.

BWS031789

B-298

RDHLCC0028258

BWS031790

This page intentionally left blank.

B-298

RDHLCC0028259

BWS031791

Appendix A
Pressure Test Segments

B-298
RDHLCC0028260



TANK 14 - TEST SEGMENT A
SCALE: N.T.S.

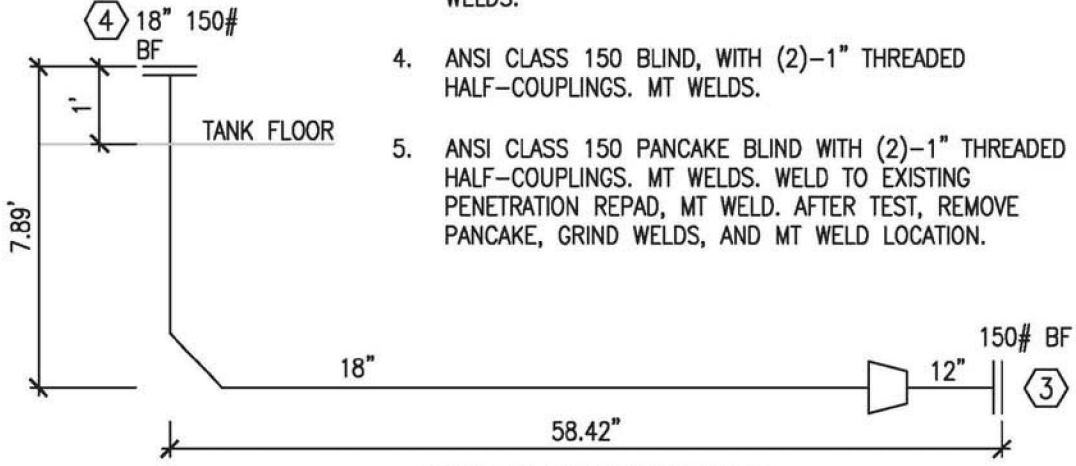

TANK 14 - TEST SEGMENT B
SCALE: N.T.S.

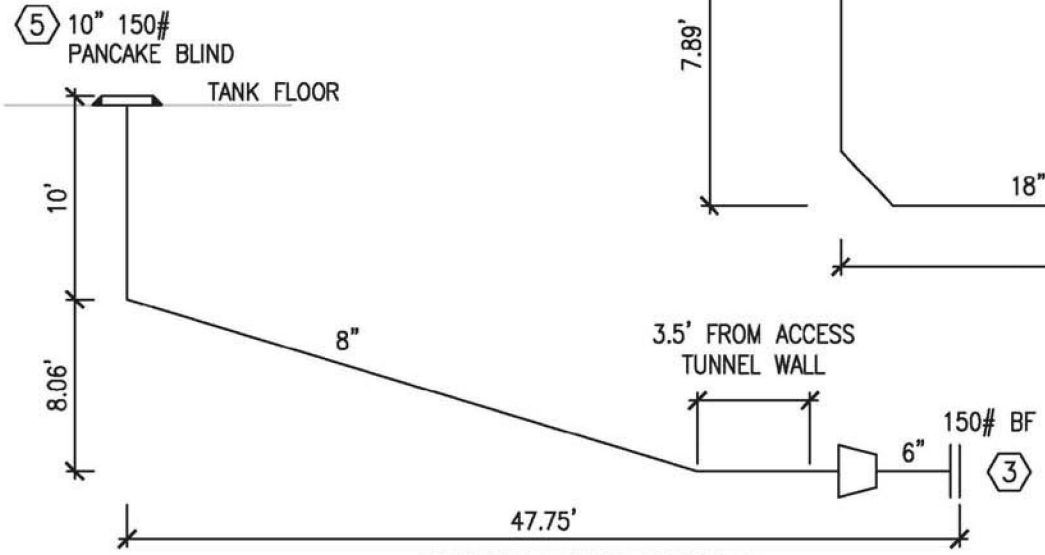

TANK 14 - TEST SEGMENT C
SCALE: N.T.S.

GENERAL NOTES:

1. ANSI CLASS 75 WNF, WELDED TO EXISTING STUB AFTER CUTTING OFF EXISTING LINE. WELDING GTAW ROOT, SMAW FILL AND CAP (OPTION IS ALL GTAW). NDE SHALL CONSIST OF VT OF ROOT WELD AND MT OF COMPLETED EXPOSED WELDS.
2. ANSI CLASS 75 BLIND FLANGE, WITH (2)–1" THREADED HALF–COUPLINGS. MT WELDS.
3. ANSI CLASS 150 BLIND, WITH (1)–2" THREADED HALF–COUPLING AT LOW POINT AND (1)–1" THREADED HALF COUPLING APPROXIMATELY IN CENTER OF BLIND. MT WELDS.
4. ANSI CLASS 150 BLIND, WITH (2)–1" THREADED HALF–COUPLINGS. MT WELDS.
5. ANSI CLASS 150 PANCAKE BLIND WITH (2)–1" THREADED HALF–COUPLINGS. MT WELDS. WELD TO EXISTING PENETRATION REPAD, MT WELD. AFTER TEST, REMOVE PANCAKE, GRIND WELDS, AND MT WELD LOCATION.

ALL SCALES ARE INDICATED FOR "A" SIZE DRAWINGS.

SHEET 1

CLEAN INSPECT REPAIR STORAGE TANK 14, 17, AND 18
JOINT BASE PEARL HARBOR–HICKAM, HI
PROJECT 500770

TANK 14 PRESSURE TEST SEGMENTS

APTIM
12005 FORD ROAD, SUITE 600
DALLAS, TEXAS 75234

Designed by: ---	Date: DAY MONTH YEAR
Drawn by: ---	Solicitation No. ---
Reviewed by: ---	Contract No. ---
Submitted by: ---	Delivery Order No. ---

REVISION SCHEDULE		
---	---	---
---	---	---
---	---	---
---	---	---
---	---	---
---	---	---
Rev #	Description	Date

DESIGN FILE: T:\Federal\NAVFAC EXWC GPOL\Awarded Task Orders\0005 – Red Hill Tanks 14 17 18\09_Project Execution Plans and Procedures\Pressure test plan\Red Hill Pressure Test Segments.dwg

GENERAL NOTES:

1. ANSI CLASS 75 WNF, WELDED TO EXISTING STUB AFTER CUTTING OFF EXISTING LINE. WELDING GTAW ROOT, SMAW FILL AND CAP (OPTION IS ALL GTAW). NDE SHALL CONSIST OF VT OF ROOT WELD AND MT OF COMPLETED EXPOSED WELDS.

2. ANSI CLASS 75 BLIND FLANGE, WITH (2)–1" THREADED HALF–COUPLINGS. MT WELDS.

3. ANSI CLASS 150 BLIND, WITH (1)–2" THREADED HALF–COUPLING AT LOW POINT AND (1)–1" THREADED HALF COUPLING APPROXIMATELY IN CENTER OF BLIND. MT WELDS.

4. ANSI CLASS 150 PANCAKE BLIND WITH (2)–1" THREADED HALF–COUPLINGS. MT WELDS. WELD TO EXISTING PENETRATION REPAD, MT WELD. AFTER TEST, REMOVE PANCAKE, GRIND WELDS, AND MT WELD LOCATION.



TANK 17 - TEST SEGMENT A
SCALE: N.T.S.

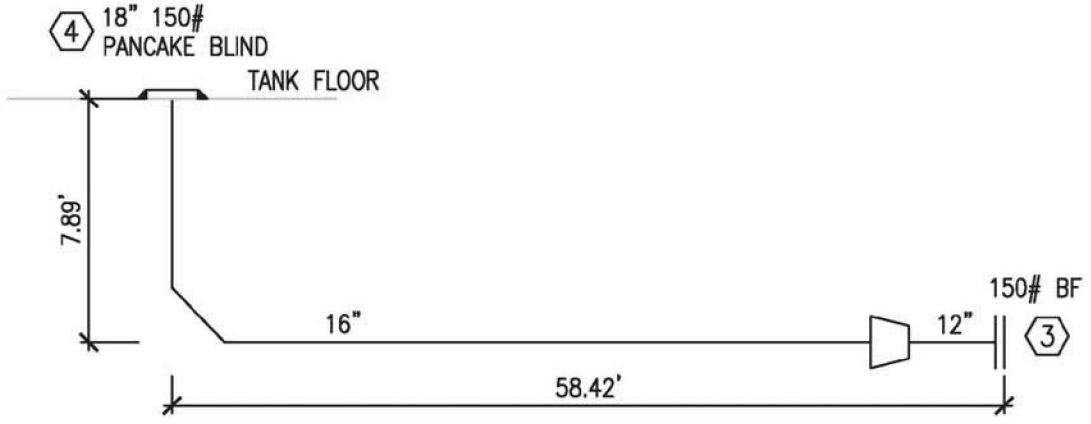

TANK 17 - TEST SEGMENT B
SCALE: N.T.S.

ALL SCALES ARE INDICATED FOR "A" SIZE DRAWINGS.

SHEET 2

CLEAN INSPECT REPAIR STORAGE TANK 14, 17, AND 18
JOINT BASE PEARL HARBOR–HICKAM, HI
PROJECT 500770

TANK 17 PRESSURE TEST SEGMENTS

APTIM
12005 FORD ROAD, SUITE 600
DALLAS, TEXAS 75234

Designed by: ---	Date: DAY MONTH YEAR
Drawn by: ---	Solicitation No. ---
Reviewed by: ---	Contract No. ---
Submitted by: ---	Delivery Order No. ---

REVISION SCHEDULE		
---	---	---
---	---	---
---	---	---
---	---	---
---	---	---
---	---	---
Rev #	Description	Date

DESIGN FILE: T:\Federal\NAVFAC EXWC GPOL\Awarded Task Orders\0005 – Red Hill Tanks 14 17 18\09_Project Execution Plans and Procedures\Pressure test plan\Red Hill Pressure Test Segments.dwg

Appendix B
T14 - 32x20 Strength Test Data



CB#I

BWS031795

RDHLCC0028264

Pressure Testing Calculations for Tank 14 - Segment A

		Exposed	Exposed	Total	Notes
weighted percent by volume		96.12%	3.88%		
inside pipe diameter, inches	d =	31.250	19.250		
wall thickness, inches	t =	0.375	0.375		
pipe length, ft	L =	47.0	5.0	**52.0**	linear feet
volume, gal (based on dimensions)	V=	1,872.6	75.6	**1,948.2**	gallons
Young's modulus	E =	3.00E+07	3.00E+07		for carbon steel
liquid bulk modulus	Beta =	3.225E+05	3.225E+05		for water at 77°F, 150 psig
compresibility (1/Beta)	C =	3.10E-06	3.10E-06		
	Kp =	5.80E-06	4.79E-06	1.06E-05	*(non-weighted value)*
Poisson's ratio	v =	0.3	0.3		for carbon steel
find Kt, where Kt = 3a-g					
linear coeff of thermal expansion	a =	6.50E-06	6.50E-06		
liquid volume expansion coeff.	g =	1.20E-04	1.20E-04		
	Kt =	-1.01E-04	-1.01E-04		
from pressure testing data table:	dP =	50.0	50.0		
	dT =	0.00	0.00		
	VKpdP =	0.54	0.02	0.56	gallons
	VKtdT =	0.00	0.00	0.00	gallons
	dV =	0.54	0.02	0.56	gallons
theoretical loss during test	dV =	69.5	2.3	71.9	ounces
theoretical dV/dP for test segment =	dV/dP =	1.09E-02	3.62E-04	1.123E-02	packing ratio
gallons added/subtracted =			0.0		

Conclusion		
Unaccounted loss during test =	**0.6**	**gallons**
Percentage to total volume	**0.0288%**	**percent**

References:

The theoretical DV/DP for aboveground (unrestrained) pipe is calculated through the following equation:

$$\frac{DV}{DP} = V * \left[\left(\frac{D}{E * t} \right) \left(\frac{5}{4} - \nu \right) + C \right]$$

The theoretical DV/DP for buried (restrained) pipe is calculated through the following equation:

$$\frac{DV}{DP} = V * \left[\left(\frac{D}{E * t} \right) (1 - \nu^2) + C \right]$$

where,

V = volume of the segment for the individual pipe diameter, D (gallons),
D = outside diameter of pipe (in),
E = elastic modulus of steel pipe (psi),
t = wall thickness of pipe (in),
ν = poisson's ratio of steel pipe,
C = compressibility of test media ($in^3/in^3/psi$).

CSFM Standardized formula for performing pressure – temperature calculations to determine volume change.

Basic Formula: $\Delta V / V = Kp\Delta P + Kt\Delta T$

Where: $Kp = [(D / t)(5 / 4 - \mu) / E] + 1 / \beta = (1.9\,D / 2\,E\,t) + 1 / \beta$

And: $Kt = 3a - g$

ΔP	=	Liquid Pressure Change
ΔT	=	Liquid Temperature Change
ΔV	=	Liquid Volume added to that inside the pipe (negative if flows out)
V	=	Nominal Pipe Volume = $\pi D^2 L / 4$
D	=	Inside Pipe Diameter
L	=	Pipe Length
t	=	Pipe wall thickness
μ	=	Poisson's ratio = 0.3
E	=	Young's Modulus = 30 * 10^6 psi
β	=	Liquid Bulk Modulus, a function of Pressure and Temperature
g	=	Liquid Volumetric expansion coefficient, a function of Pressure and Temperature
a	=	Linear coefficient of Thermal Expansion = 6.5 * 10^-6 1/°F

11/18/2017 1950 actual gallons
18-Nov bled air
18-Nov Pressured to 160 psig.

11/18/17 2175.62415 ml theoretical for 50 psig differential
11/18/17 2180 ml actual taken out for 162 to 112 ml drop ... air removed!
2 drip minute leak in 32" flange can't be fixed, but don't expect it to affect leak test negatively

RDHLCC0028265
BWS031796

Underground Pressure Test Data Sheet

Project Name/No.: 500770
Personnel: Eric Yatabe
Shayne Tector
Roger Makanani
Tom Gehring
Forti Vacanta

Date of Test: 11/19/2017
Pipe Section Name: 32x20
T14
Test Medium: Potable Water
Inner Wall Temperature (Before Adding Test Medium, degrees F) 80.2

Test PKG
Customer: NEXWC
Test Pressure, psig: 154
Min Test Pressure, psi 149
Max Test Pressure, psi 159
Pump DH: 160
total gallons of water installed in segment to fill: 1950

Time (Military Time)	Gauge Pressure psig	Inner Blind or Blind Flange, Temp F	Ambient Temp Temp, F	Volume Added Gallons	Volume Subtracted Gallons	Notes
824	166	79.5	80	-	-	Start Strength Test
839	166	79.5	81	-	-	
854	166	79.6	78.4	-	-	
909	166	79.4	77.9	-	-	
924	166	79.4	77.9	-	-	
939	166	79.3	77.7	-	-	
954	166	79.2	77.9	-	-	
1009	166	79.4	77.8	-	-	
1024	166	79.3	78.4	-	-	
1039	166	79.3	78.4	-	-	
1054	166	79.1	78.7	-	-	
1109	166	79.1	77.8	-	-	
1124	166	79.1	77.7	-	-	
1139	166	79.1	77.2	-	-	
1154	166	79.1	77.7	-	-	
1209	166	79.1	77.1	-	-	
1224	166	79.1	77.1	-	-	End Strength Test
						Passed Per ECY



32”



20”

Appendix C
T14 – 18x12 Strength Test Data

RDHLCC0028268

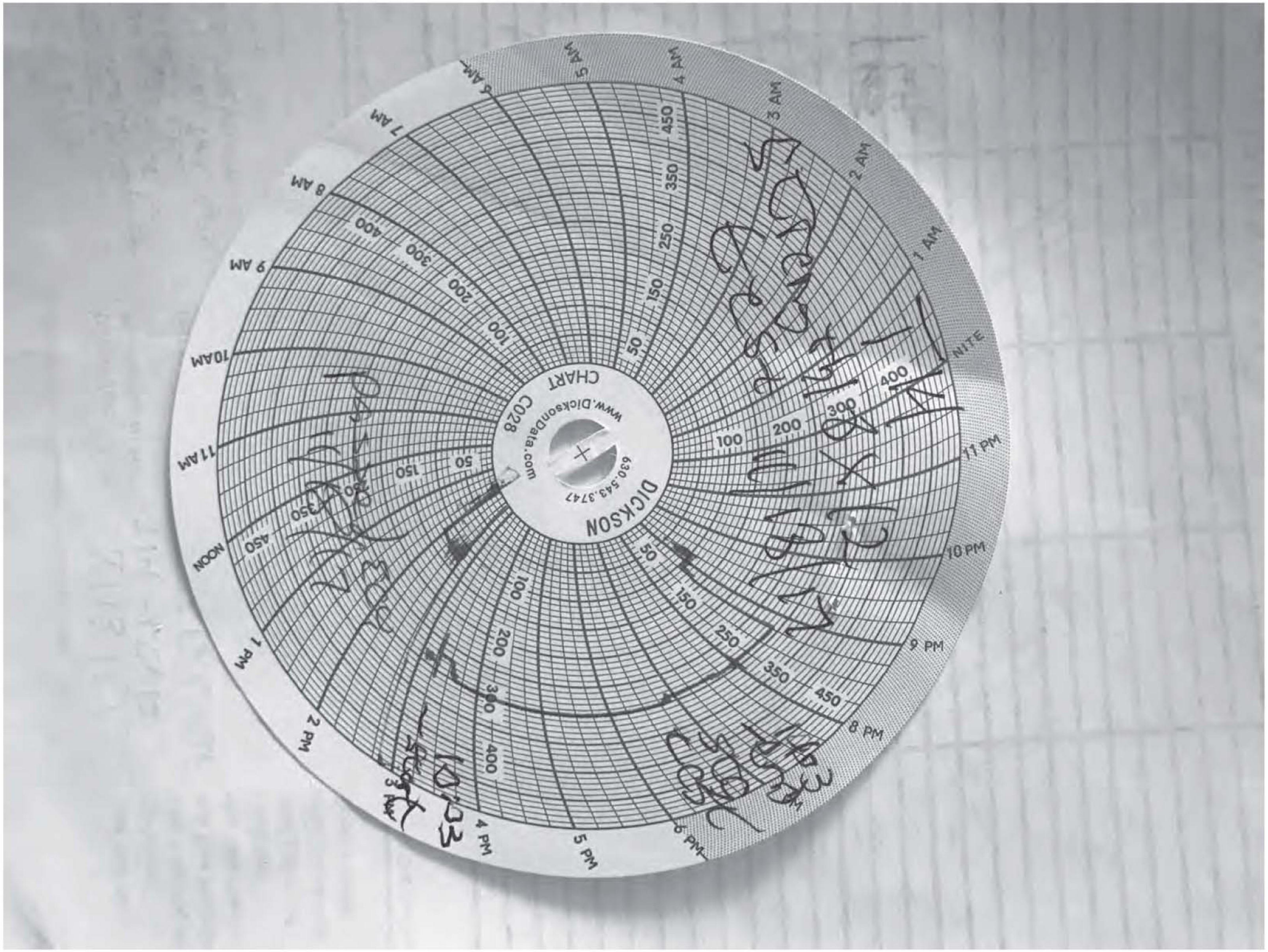

RDHLCC0028269

Pressure Testing Calculations for Tank 14 - Segment B

		Exposed	Exposed	Total	Notes
weighted percent by volume		96.33%	3.67%		
inside pipe diameter, inches	d =	17.250	12.000		Standard
wall thickness, inches	t =	0.375	0.375		
pipe length, ft	L =	63.5	5.0	**68.5**	linear feet
volume, gal (based on dimensions)	V=	770.9	29.4	**800.3**	gallons
Young's modulus	E =	3.00E+07	3.00E+07		for carbon steel
liquid bulk modulus	Beta =	3.225E+05	3.225E+05		for water at 77°F, 150 psig
compresibility (1/Beta)	C =	3.10E-06	3.10E-06		
	Kp =	4.62E-06	4.18E-06	8.80E-06	*(non-weighted value)*
Poisson's ratio	*v* =	0.3	0.3		for carbon steel
find Kt, where Kt = 3a-g					
linear coeff of thermal expansion	a =	6.50E-06	6.50E-06		
liquid volume expansion coeff.	g =	1.20E-04	1.20E-04		
	Kt =	-1.01E-04	-1.01E-04		
from pressure testing data table:	dP =	50.0	50.0		
	dT =	0.00	0.00		
	VKpdP =	0.18	0.01	0.18	gallons
	VKtdT =	0.00	0.00	0.00	gallons
	dV =	0.18	0.01	0.18	gallons
theoretical loss during test	dV =	22.8	0.8	23.6	ounces
theoretical dV/dP for test segment =	dV/dP =	3.56E-03	1.23E-04	3.685E-03	packing ratio
gallons added/subtracted =			0.0		

Conclusion	
Unaccounted loss during test =	**0.2 gallons**
Percentage to total volume	**0.0230% percent**

References:

The theoretical DV/DP for aboveground (unrestrained) pipe is calculated through the following equation:

$$\frac{DV}{DP} = V * \left[\left(\frac{D}{E * t} \right) \left(\frac{5}{4} - v \right) + C \right]$$

The theoretical DV/DP for buried (restrained) pipe is calculated through the following equation:

$$\frac{DV}{DP} = V * \left[\left(\frac{D}{E * t} \right) (1 - v^2) + C \right]$$

where,

V = volume of the segment for the individual pipe diameter, D (gallons).
D = outside diameter of pipe (in).
E = elastic modulus of steel pipe (psi).
t = wall thickness of pipe (in).
v = poisson's ratio of steel pipe.
C = compressibility of test media ($in^3/in^3/psi$).

CSFM Standardized formula for performing pressure – temperature calculations to determine volume change.

Basic Formula: $\Delta V / V = Kp\Delta P + Kt\Delta T$

Where: $Kp = [(D / t)(5 / 4 - \mu) / E] + 1 / \beta = (1.9 D / 2 E t) + 1 / \beta$

And: $Kt = 3a - g$

ΔP	=	Liquid Pressure Change
ΔT	=	Liquid Temperature Change
ΔV	=	Liquid Volume added to that inside the pipe (negative if flows out)
V	=	Nominal Pipe Volume = $\pi D^2 L / 4$
D	=	Inside Pipe Diameter
L	=	Pipe Length
t	=	Pipe wall thickness
μ	=	Poisson's ratio = 0.3
E	=	Young's Modulus = 30 * 10^6 psi
β	=	Liquid Bulk Modulus, a function of Pressure and Temperature
g	=	Liquid Volumetric expansion coefficient, a function of Pressure and Temperature
a	=	Linear coefficient of Thermal Expansion = 6.5 * 10^-6 1/°F

volume installed on 11/16/17 800 gallons

50 psig drop =	697.3798109 ml

11/18/17 1800 ml actual drop for 118 psig drop vs. theoretical of 1644 ml; considered to be as much air as practicable taken out.

Underground Pressure Test Data Sheet

Project Name/No.: 500770
Personnel: Eric Yatabe
Jaymes Barlos
Wayne Tili
Shayne Tector
Roger Makanani

Date of Test: 11/18/2017
Pipe Section Name: T14 - 18x12

Test Medium: Potable Water
Inner Wall Temperature (Before Adding Test Medium, degrees F) 80.5

Test PKG
Customer: NEXWC
Test Pressure, psig: 154
Min Test Pressure, psi 149
Max Test Pressure, psi 159
Pump DH: 160
total gallons of water installed in segment to fill: 800

Time (Military Time)	Gauge Pressure psig	Inner Blind or Blind Flange, Temp F	Ambient Temp Temp, F	Volume Added Gallons	Volume Subtracted Gallons	Notes
1003	170	79.1	80.2	-	-	Start Strength Test
1018	170	78.9	80	-	-	
1033	170	78.9	78.8	-	-	
1048	170	79.4	78.8	-	-	
1103	170	79.5	78.8	-	-	
1118	170	79.5	79.5	-	-	
1133	170	79.5	78.6	-	-	
1148	168	79.5	77	-	-	
1203	168	79.6	78.4	-	-	
1218	168	79.5	78.4	-	-	
1233	168	79.5	80.5	-	-	
1248	168	79.5	79.8	-	-	
1303	166	79.5	80.4	-	-	
1318	166	79.5	80.3	-	-	
1333	165	79.5	80.3	-	-	
1348	164	79.5	80.7	-	-	
1403	164	79.5	80	-	-	End Strength Test
						Passed Per ECY
Notes:						
1) (2) ~1 drip/min leaks on 19" - 150# BF thru duration of test						
2) 3/4" gate valve on P T						



18” before blind; Blind was on top of the flanged spool for test

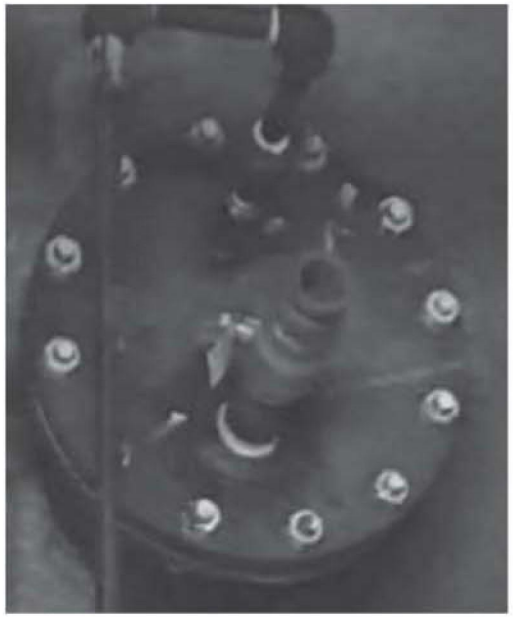

12”

Appendix D
T14 – 8x6 Strength Test Data

RDHLCC0028273



BWS031805

B-298

RDHLCC0028274

Pressure Testing Calculations for Tank 14 - Segment C

		Exposed	Exposed	Total	Notes
weighted percent by volume		94.48%	5.52%		
inside pipe diameter, inches	d =	7.981	6.625		Standard
wall thickness, inches	t =	0.322	0.28		
pipe length, ft	L =	59.0	5	**64.0**	linear feet
volume, gal (based on dimensions)	V=	153.3	9.0	**162.3**	gallons
Young's modulus	E =	3.00E+07	3.00E+07		for carbon steel
liquid bulk modulus	Beta =	3.225E+05	3.225E+05		for water at 77°F, 150 psig
compresibility (1/Beta)	C =	3.10E-06	3.10E-06		
	Kp =	3.95E-06	3.91E-06	7.86E-06	*(non-weighted value)*
Poisson's ratio	*v* =	0.3	0.3		for carbon steel
find Kt, where Kt = 3a-g					
linear coeff of thermal expansion	a =	6.50E-06	6.50E-06		
liquid volume expansion coeff.	g =	1.20E-04	1.20E-04		
	Kt =	-1.01E-04	-1.01E-04		
from pressure testing data table:	dP =	50.0	50.0		
	dT =	0.00	0.00		
	VKpdP =	0.03	0.00	0.03	gallons
	VKtdT =	0.00	0.00	0.00	gallons
	dV =	0.03	0.00	0.03	gallons
theoretical loss during test	dV =	3.9	0.2	4.1	ounces
theoretical dV/dP for test segment =	dV/dP =	6.05E-04	3.50E-05	6.405E-04	packing ratio
gallons added/subtracted =			0.0		

Conclusion	
Unaccounted loss during test =	**0.0 gallons**
Percentage to total volume	**0.0197% percent**

volume installed on 11/16/17 162 gallons

References:

The theoretical DV/DP for aboveground (unrestrained) pipe is calculated through the following equation:

$$\frac{DV}{DP} = V * \left[\left(\frac{D}{E * t} \right) \left(\frac{5}{4} - \nu \right) + C \right]$$

The theoretical DV/DP for buried (restrained) pipe is calculated through the following equation:

$$\frac{DV}{DP} = V * \left[\left(\frac{D}{E * t} \right) (1 - \nu^2) + C \right]$$

where,

V = volume of the segment for the individual pipe diameter, D (gallons),
D = outside diameter of pipe (in),
E = elastic modulus of steel pipe (psi),
t = wall thickness of pipe (in),
ν = poisson's ratio of steel pipe,
C = compressibility of test media (in³/in³/psi).

CSFM Standardized formula for performing pressure – temperature calculations to determine volume change.

Basic Formula: $\Delta V / V = Kp\Delta P + Kt\Delta T$

Where: $Kp = [(D / t)(5 / 4 - \mu) / E] + 1 / \beta = (1.9\,D / 2\,E\,t) + 1 / \beta$

And: $Kt = 3a - g$

ΔP	=	Liquid Pressure Change
ΔT	=	Liquid Temperature Change
ΔV	=	Liquid Volume added to that inside the pipe (negative if flows out)
V	=	Nominal Pipe Volume = $\pi D^2 L / 4$
D	=	Inside Pipe Diameter
L	=	Pipe Length
t	=	Pipe wall thickness
μ	=	Poisson's ratio = 0.3
E	=	Young's Modulus = 30 * 10^6 psi
β	=	Liquid Bulk Modulus, a function of Pressure and Temperature
g	=	Liquid Volumetric expansion coefficient, a function of Pressure and Temperature
a	=	Linear coefficient of Thermal Expansion = 6.5 * 10^-6 1/°F

theoretical; 50 psig drop for 16	121.2209496 ml

23 psid for 75 ml actual vs. 56 theoretical still has air and decided it was best we could bleed.

Underground Pressure Test Data Sheet

Project Name/No.: 500770
Personnel: Eric Yatabe
Jaymes Barlos
Todd Lelepali
Tom Gehring

Date of Test: 11/17/2017
Pipe Section Name: 8x6
T14
Test Medium: Potable Water
Inner Wall Temperature (Before Adding Test Medium, degrees F) 79.5

Test PKG
Customer: NEXWC
Test Pressure, psig: 154
Min Test Pressure, psi 149
Max Test Pressure, psi 159
Pump DH: 160
total gallons of water installed in segment to fill: 162

Time (Military Time)	Gauge Pressure psig	Inner Blind or Blind Flange, Temp F	Ambient Temp Temp, F	Volume Added Gallons	Volume Subtracted Gallons	Notes
1129	165	79.1	81.3	-	-	Start Strength Test
1144	164	79.3	81.8	-	-	
1159	164	79.3	81.3	-	-	
1214	163	79.3	83.3	-	-	
1229	162	79.5	82.5	-	-	
1244	161	79.8	83.1	-	-	
1259	160	79.9	82.9	-	-	
1314	159	79.9	82.2	-	-	
1329	158	79.9	84.3	-	-	
1344	157	79.9	83.1	-	-	
1359	156	80	81.1	-	-	
1414	155	80	80.7	-	-	
1429	153	79.9	79.8	-	-	
1444	152	80	80	-	-	
1459	151	81	80	-	-	
1514	151	79.9	80	-	-	
1529	150	80	80	-	-	End Strength Test
						Passed Per ECY
reverse squeeze 23 psid for 75 ml vs 55 ml theoretical (Couldn't remove more air)						



8”



6”

Appendix E
T17 – 32x20 Strength Test Data

RDHLCC0028278



RDHLCC0028279

Pressure Testing Calculations for Tank 17 - Segment A

		Exposed	Exposed	Total	Notes
weighted percent by volume		96.03%	3.97%		
inside pipe diameter, inches	d =	31.250	19.250		
wall thickness, inches	t =	0.375	0.375		
pipe length, ft	L =	45.9	5.0	50.9	linear feet
volume, gal (based on dimensions)	V=	1,828.8	75.6	1,904.4	gallons
Young's modulus	E =	3.00E+07	3.00E+07		for carbon steel
liquid bulk modulus	Beta =	3.225E+05	3.225E+05		for water at 77°F, 150 psig
compresibility (1/Beta)	C =	3.10E-06	3.10E-06		
	Kp =	5.80E-06	4.79E-06	1.06E-05	*(non-weighted value)*
Poisson's ratio	v =	0.3	0.3		for carbon steel
find Kt, where Kt = 3a-g					
linear coeff of thermal expansion	a =	6.50E-06	6.50E-06		
liquid volume expansion coeff.	g =	1.20E-04	1.20E-04		
	Kt =	-1.01E-04	-1.01E-04		
from pressure testing data table:	dP =	50.0	50.0		
	dT =	0.00	0.00		
	VKpdP =	0.53	0.02	0.55	gallons
	VKtdT =	0.00	0.00	0.00	gallons
	dV =	0.53	0.02	0.55	gallons
theoretical loss during test	dV =	67.9	2.3	70.2	ounces
theoretical dV/dP for test segment =	dV/dP =	1.06E-02	3.62E-04	1.097E-02	packing ratio
gallons added/subtracted =			0.0		

Conclusion	
Unaccounted loss during test =	**0.5 gallons**
Percentage to total volume	**0.0288% percent**

References:

The theoretical DV/DP for aboveground (unrestrained) pipe is calculated through the following equation:

$$\frac{DV}{DP} = V * \left[\left(\frac{D}{E * t} \right) \left(\frac{5}{4} - v \right) + C \right]$$

The theoretical DV/DP for buried (restrained) pipe is calculated through the following equation:

$$\frac{DV}{DP} = V * \left[\left(\frac{D}{E * t} \right) (1 - v^2) + C \right]$$

where,

V = volume of the segment for the individual pipe diameter, D (gallons).
D = outside diameter of pipe (in).
E = elastic modulus of steel pipe (psi).
t = wall thickness of pipe (in).
v = poisson's ratio of steel pipe.
C = compressibility of test media ($in^3/in^3/psi$).

CSFM Standardized formula for performing pressure – temperature calculations to determine volume change.

Basic Formula: $\Delta V / V = Kp\Delta P + Kt\Delta T$

Where: $Kp = [(D / t)(5 / 4 - \mu) / E] + 1 / \beta = (1.9\,D / 2\,E\,t) + 1 / \beta$

And: $Kt = 3a - g$

ΔP	=	Liquid Pressure Change
ΔT	=	Liquid Temperature Change
ΔV	=	Liquid Volume added to that inside the pipe (negative if flows out)
V	=	Nominal Pipe Volume = $\pi D^2 L / 4$
D	=	Inside Pipe Diameter
L	=	Pipe Length
t	=	Pipe wall thickness
μ	=	Poisson's ratio = 0.3
E	=	Young's Modulus = 30 * 10^6 psi
β	=	Liquid Bulk Modulus, a function of Pressure and Temperature
g	=	Liquid Volumetric expansion coefficient, a function of Pressure and Temperature
a	=	Linear coefficient of Thermal Expansion = 6.5 * 10^-6 1/°F

2077.18049 ml for 50 psig drop

Reverse squeeze: actual 2200 ml for 50 psig drop vs. theoretical of 2077 ml

Note: There was a total leak of 30 ml for entire strength test caught from 2" valve in lower tunnel. This wouldn't come close to 1 psig and wasnot considered signficant

Underground Pressure Test Data Sheet

Project Name/No.: 500770
Personnel: Eric Yatabe
Jaymes Barlos
Todd Lelepali
Leroy Cassidey
Roger Makanani
Fernando Flores
Brian Humann
Dean Bell

Date of Test: 11/16/2017
Pipe Section Name: 32x20
T17
Test Medium: Potable Water
Inner Wall Temperature (Before Adding Test Medium, degrees F) 80.5

Test PKG
Customer: NEXWC
Test Pressure, psig: 149 to 159
Min Test Pressure, psi 149
Max Test Pressure, psi 159
Pump DH: 160
total gallons of water installed in segment to fill: 1904

Time (Military Time)*	Gauge Pressure psig	Inner Blind or Blind Flange, Temp F	Ambient Temp Temp, F	Volume Added Gallons	Volume Subtracted Gallons	Notes
849	50	79.9		-	-	Pressurizing Up
904	49			-	-	1 leak on 2" B/V **
905	100			-	-	2" B/V 4 Drip/min **
921	99			-	-	
922	160			-	-	2" B/V 10 Drip/min **
936	158			-	-	Reverse squeeze no air is 2077 ml for 50 psig drop
1005	Fixed leaking relief by closing flow to it.					1600 ml for ΔP=50
1014	165	79.5	81.6	-	-	Start Strength Test
1029	164	79.5	81.5	-	-	
1044	164	79.5	80.9	-	-	
1059	164	-	82	-	-	
1114	163	78.7	82.4	-	-	
1129	163	-	82.4	-	-	
1144	163	79.6	82.4	-	-	
1159	163	79.6	82.4	-	-	
1214	162	79.6	83.1	-	-	
1229	161	80.5	82.2	-	-	
1244	161	79.9	82	-	-	
1259	160	80.5	82.5	-	-	
1314	160	79.9	827	-	-	
1329	160	79.7	83.1	-	-	
134	160	79.8	82.5	-	-	
1359	160	-	82.5	-	-	
1414	160	79.5	82.7	-	-	End Strength Test
						Passed Per ECY

* Time is offset on omega computer: Actual - 1422, Computer - 1432

** Drips from known leak being caught from 2" B/V on 20" Flange will measure at end = 30 ml @ end of test.



32”



20”

RDHLCC0028282

BWS031814

Appendix F
T17 – 16x12 Strength Test Data

RDHLCC0028283

RDHLCC0028284

Pressure Testing Calculations for Tank 17 - Segment B

		Exposed	Exposed	Total	Notes
weighted percent by volume		93.40%	6.60%		
inside pipe diameter, inches	d =	15.250	12.000		
wall thickness, inches	t =	0.375	0.375		
pipe length, ft	L =	61.3	7	**68.3**	linear feet
volume, gal (based on dimensions)	V=	581.6	41.1	**622.8**	gallons
Young's modulus	E =	3.00E+07	3.00E+07		for carbon steel
liquid bulk modulus	Beta =	3.225E+05	3.225E+05		for water at 77°F, 150 psig
compresibility (1/Beta)	C =	3.10E-06	3.10E-06		
	Kp =	4.45E-06	4.18E-06	8.63E-06	*(non-weighted value)*
Poisson's ratio	*v* =	0.3	0.3		for carbon steel
find Kt, where Kt = 3a-g					
linear coeff of thermal expansion	a =	6.50E-06	6.50E-06		
liquid volume expansion coeff.	g =	1.20E-04	1.20E-04		
	Kt =	-1.01E-04	-1.01E-04		
from pressure testing data table:	dP =	45.5	45.5		
	dT =	0.00	0.00		
	VKpdP =	0.12	0.01	0.13	gallons
	VKtdT =	0.00	0.00	0.00	gallons
	dV =	0.12	0.01	0.13	gallons
theoretical loss during test	dV =	15.1	1.0	16.1	ounces
theoretical dV/dP for test segment =	dV/dP =	2.59E-03	1.72E-04	2.761E-03	packing ratio
gallons added/subtracted =			0.0		

Conclusion	
Unaccounted loss during test =	**0.1 gallons**
Percentage to total volume	**0.0202% percent**

References:

The theoretical DV/DP for aboveground (unrestrained) pipe is calculated through the following equation:

$$\frac{DV}{DP} = V * \left[\left(\frac{D}{E * t} \right) \left(\frac{5}{4} - v \right) + C \right]$$

The theoretical DV/DP for buried (restrained) pipe is calculated through the following equation:

$$\frac{DV}{DP} = V * \left[\left(\frac{D}{E * t} \right) (1 - v^2) + C \right]$$

where,

V = volume of the segment for the individual pipe diameter, D (gallons),
D = outside diameter of pipe (in),
E = elastic modulus of steel pipe (psi),
t = wall thickness of pipe (in),
v = poisson's ratio of steel pipe,
C = compressibility of test media ($in^3/in^3/psi$).

CSFM Standardized formula for performing pressure – temperature calculations to determine volume change.

Basic Formula: $\Delta V / V = Kp\Delta P + Kt\Delta T$

Where: $Kp = [(D / t)(5 / 4 - \mu) / E] + 1 / \beta = (1.9 D / 2 E t) + 1 / \beta$

And: $Kt = 3a - g$

ΔP	=	Liquid Pressure Change
ΔT	=	Liquid Temperature Change
ΔV	=	Liquid Volume added to that inside the pipe (negative if flows out)
V	=	Nominal Pipe Volume = $\pi D^2 L / 4$
D	=	Inside Pipe Diameter
L	=	Pipe Length
t	=	Pipe wall thickness
μ	=	Poisson's ratio = 0.3
E	=	Young's Modulus = 30 * 10^6 psi
β	=	Liquid Bulk Modulus, a function of Pressure and Temperature
g	=	Liquid Volumetric expansion coefficient, a function of Pressure and Temperature
a	=	Linear coefficient of Thermal Expansion = 6.5 * 10^-6 1/°F

oz = ml	1 oz	28 ml
gal = ml	1 gal	3785.41 ml

Reverse Squeeze: actual water removed was 540 ml for 45.5 psig drop vs. theoretical of 475 ml

RDHLCC0028285
BWS031816

Underground Pressure Test Data Sheet

Project Name/No.:	Date of Test:	11/15/2017	Test PKG	TK17_16x12_001
Red Hill CIR Tanks 14, 17/Task Order 005	Pipe Section Name:	16x12	Customer:	NEXWC
			Test Pressure, psig:	150
Personnel:	Test Medium:	Potable Water	Min Test Pressure, psig:	145
Jaymes Barlos	Inner Wall Temperature		Max Test Pressure, psig	155
Roger Makanani	(Before Adding Test	81.5F on 11/13/17@0900	Pump DH:	200
Eric Yatabe	Medium, degrees F)		total gallons of	622
Todd Lelepail			water installed	
			in segment to fill:	

Time (Military Time)	Gauge Pressure psig	Inner Blind or Blind Flange, Temp F	Ambient Temp Temp, F	Volume Added Gallons	Volume Subtracted Gallons	Notes
1037	164	78.2	80.4			START TEST
1052	160	78.8	82.5			
1107	159	79.5	83.4			
1122	158	78.8	83.4			
1137	156	78.8	82.5			
1152	155	78.8	82.9			
1209	154	78.8	82.5			
1222	152	78.8	82.5			
1237	151	78.8	84.9			
1252	150	78.8	83.6			
1307	149	78.8	85.4	156 ML		ADDED WATER TO 164 PSIG
1313	164	78.8	83.4			
1322	164	78.8	83.4			
1337	163	78.8	83.8			
1352	162	78.8	81.3			
1407	159	78.8	81.1			
1422	158	78.8	80.9			
1437	156	78.8	81.8			PASSED PER EY

RDHLCC0028286



16”



12”

RDHLCC0028287

Appendix G
Leak Test Results

BWS031820

VISTA
PRECISION SOLUTIONS™

VPSI Report No. 2439S-TR-17-001 Rev. 0

Red Hill, JBPHH, HI

2017 PIPELINE PRESSURE TESTING SERVICES

TANK 14

Prepared For:

APTIM Federal Services LLC
Attn: Mr. Eric Yatabe
12005 Ford Road, Suite 600
Dallas, TX 75234

Prepared Under:

Subcontract No.: 203688
Project No.: 500769

Prepared By:

Vista Precision Solutions, Inc.
2350 Lindberg Loop
Richland, WA 99354

Tel (509) 943-2484
www.VistaPrecision.com

18 December 2017

B-298

BWS031821

Table of Contents

Acronyms and Abbreviations ii
EXECUTIVE SUMMARY iii
1.0 Introduction 1
1.1 Purpose of Inspection 1
1.2 Leak Detection System Certifications 1
2.0 Testing Overview 1
2.1 Coordination Activities 1
2.2 Testing Setup Overview 2
2.3 Test Method 2
2.4 Test Procedures 2
3.0 Test Results 3
4.0 Conclusions and Recommendations 4
Appendix A - Test Certification A-1
Appendix B - Drawings B-1

B-298

RDHLCC0028290

BWS031822

Acronyms and Abbreviations

KWA	Ken Wilcox Associates
LDS	Leak Detection System
MDLR	Minimum Detectable Leak Rate
NOP	Normal Operating Pressure
NWGLDE	National Work Group on Leak Detection Evaluations
PD	Probability of Detection
PFA	Probability of False Alarm
PLC	Programmable Logic Controller
USEPA	United States Environmental Protection Agency
VPSI	Vista Precision Solutions, Inc.

B-298

RDHLCC0028291

BWS031823

Vista Precision Solutions Report
Pipeline Leak Detection Testing Services
Red Hill, JBPHH, HI

EXECUTIVE SUMMARY

Under Delivery Order 500770 from APTIM Federal Services, LLC (APTIM), Vista Precision Solutions, Inc. (VPSI) has conducted leak detection tests of fuel piping located at Red Hill Bulk Storage Facility, JB Pearl Harbor-Hickam, Hawaii. Leak detection testing was conducted as a component of the *Pressure Testing Plan for Clean, Inspect, Repair POL Storage Tanks 14, 17 & 18, Joint Base Pearl Harbor-Hickam, Hawaii* (APTIM, 2017).

VPSI was contracted to conduct leak detection tests of line segments associated with Tanks 14, 17 and 18 with estimated volumes of <3,400 gallons. Only the line segments associated with Tanks 14 and 17 were tested during this mobilization. The line segments were tested using the LT-100 pipeline leak detection system with minimum detectable leak rate of 0.10 gallons per hour. The test segment volumes ranged between 162 and 1,950 gallons.

VPSI mobilized to the site and tested the three sections of pipeline for Tank 14 between 17 and 19 November. The pipelines were tested using the Vista LT-100 pipeline leak detection system, Version 1.0 (PD=97%, PFA=3%) and yielded no detectable leak above the minimum detectable leak rate (MDLR), resulting in a passing test.

VPSI would like to thank Eric Yatabe, Jaymes Barlos and Jon Nicholson of APTIM for their support in accomplishing this project.

B-298

RDHLCC0028292

BWS031824

1.0 Introduction

Vista Precision Solutions has conducted leak detection tests on fuel piping located at Red Hill Bulk Storage Facility, JB Pearl Harbor-Hickam, HI using the LT-100 volumetric leak detection system. Descriptions of the testing set up, requirements and procedures are presented in Section 2. Test results and the recommendations and conclusions are presented in Sections 3 through 4. The test certification page is presented in Appendix A and test segment drawings are presented in Appendix B.

1.1 Purpose of Inspection

APTIM (formerly CB&I Federal Services, LLC) contracted VPSI to perform leak detection testing of pipeline segments at Red Hill, JBPHH, HI. Leak detection testing is conducted as a component of the *Pressure Testing Plan for Clean, Inspect, Repair POL Storage Tanks 14, 17 & 18, Joint Base Pearl Harbor-Hickam, Hawaii* (APTIM, 2017).

1.2 Leak Detection System Certifications

The Vista Precision Solutions technology employed on this project has the following certifications:

a. ***Third Party Evaluation and Certification - Final Report*** by KWA Associates, dated April 15, 1996, LT-100 Monitoring Method and Line Tightness Test Method Version 1.0

b. ***National Work Group on Leak Detection Evaluations***, listing denotes Third Party Evaluation conformed to applicable USEPA testing protocols. Listing issue date: April 18, 1997, Revision date: December 4, 2002

2.0 Testing Overview

2.1 Coordination Activities

A preparatory meeting was held on 13 November 2017. The kick-off meeting was conducted by personnel from APTIM and VPSI.

The following personnel were identified as the Primary Points of Contact during the kick-off meeting:

- Jon Nicholson – Project Manager, APTIM
- Jaymes Barlos – Construction Manager, APTIM
- Eric Yatabe – Construction Manager/Pressure Testing Lead, APTIM
- Brian Humann – Vista Project Engineer

The following is a list of subjects that were covered during the kick-off meeting:

- Formal introductions
- Identification of Primary Points of Contact with contact numbers given
- Project Scope of Work – Overview
- Test Schedule – Review
- Safety Requirements – Overview
- Testing Support Requirements

B-298

RDHLCC0028293

BWS031825

2.2 Testing Setup Overview

Segment A: Tank 14 Fill Line

- Description: 32" (inside tank) x 20" (lower tunnel) Fill Line
- Volume: 1,950 gallons
- Isolation: Blind flange inside tank and blind flange in lower tunnel
- Test Connection: ½" test connection fitting on ¾" test tree connected to upper port on blind flange
- Test Pressure: 163 psig

Segment B: Tank 14 Suction / Discharge Line

- Description: 18" (inside tank) x 12" (lower tunnel) Suction / Discharge Line
- Volume: 800 gallons
- Isolation: Blind flange inside tank and blind flange in lower tunnel
- Test Connection: ½" test connection fitting on ¾" test tree connected to upper port on blind flange
- Test Pressure: 163 psig

Segment C: Tank 14 Water Draw / Sump Line

- Description: 8" x 6" Water Draw / Sump Line
- Volume: 162 gallons
- Isolation: Pancake blind flange inside tank and blind flange in lower tunnel
- Test Connection: ½" test connection fitting on ¾" test tree connected to upper port on blind flange
- Test Pressure: 162 psig

2.3 Test Method

The testing procedures used were those defined as the Vista Research, Inc. method. Determination of leakage is based on the criteria established in the Ken Wilcox Associates third party evaluation. The Vista LT-100 Version 1.0 is certified with a capability to detect leaks of 0.10 gallons per hour, a probability of detection (P_D) of 97 percent, and probability of false alarm (P_{FA}) less than or equal to 3 percent.

The method is Third Party Certified and currently listed by the National Work Group on Leak Detection Evaluations (NWGLDE).

2.4 Test Procedures

Conducting an LT-100 leak detection test consists of several basic activities: preparation of the line segment, attachment of the sensor equipment, initiating the test, data collection and analysis,

B-298

RDHLCC0028294

BWS031826

disconnecting the equipment, and returning the pipeline to service. The LT-100 leak detection system is operated manually and attended constantly during a test.

The following procedures were followed for each pipe segment tested.

- Line segment preparation – The piping is filled with the test fluid while venting air from the system. The test segment must be as nearly full of the test fluid as possible to ensure a successful test. Close all valves and install blinds, isolating the line segment.
- Test Pressure – Prior to initiating a test, the maximum test pressure is determined. The piping test pressure (provided by APTIM site personnel) used as the maximum test pressure, was 150 psig. Since the LT-100 would be located at the lowest point of each test segment the test pressure was increased to a minimum of 160 psig to ensure that the high points of the test segments would have a 150 psig test pressure. The test pressure used was provided in the approved Pressure Testing Plan (APTIM, 2017).
- Connect leak detection equipment – The LT-100 is connected to the test segment with piping isolated by a manual ball valve. The test segment is initially brought up to test pressure.
- Initiating a test – The test equipment is powered on and confirmed operational. At this point the LT-100 measurement cylinder is determined to be containing an appropriate amount of test medium by the leak detection engineer. Test medium is added/removed as required. The test tree isolation ball valve is opened and a test is initiated.
    a. Precision Leak Detection Test – The leak test is performed using the LT-100 Version 1.0 Primary Method as listed with the National Work Group for Leak Detection Evaluations (NWGLDE). Test pressure is maintained while volume measurements are logged for the first hour of the test. The pressure is then reduced for the second hour (low pressure portion). The low pressure portion of the leak test is performed at or near 0 psig as volume measurements continue.
- Data Collection and Analysis – Data is collected automatically by the PLC/operating computer. The test operator monitors the test progress and proceeds with the test based on the observed behavior. Once adequate data is collected it is analyzed and a test result is determined.
- Disconnection of Equipment – At the end of the test the line is left in a slack condition and the test equipment is disconnected from the test segment.

3.0 Test Results

All line segments tested for Tank 14 at Red Hill achieved a passing test result.

The results are summarized in Table 1.

B-298

RDHLCC0028295

BWS031827

Table 1. Summary of Tests

Line No.	Line Segment	Date	Diameter (in)	Volume (gal)	MDLR (gal/h)	Test Result
A	32" (inside tank) x 20" (lower tunnel) Fill Line	11/19/17	32/20	1,950	0.10	Pass
B	18" (inside tank) x 12" (lower tunnel) Suction / Discharge Line	11/18/17	18/12	800	0.10	Pass
C	8" x 6" Water Draw / Sump Line	11/17/17	8/6	162	0.10	Pass

The line segments described in Table 1 were tested with Vista LT-100, Version 1.0 pipeline leak detection method.

4.0 Conclusions and Recommendations

All three (3) lines tested passed their respective tests. All tests were completed with little difficulty due to the excellent line preparation provided by APTIM.

B-298

RDHLCC0028296

BWS031828

Appendix A

Test Certification

B-298

RDHLCC0028297

BWS031829

VISTA PRECISION SOLUTIONS™

TEST CERTIFICATION

Red Hill, JBPHH, HI		19 November 2017					
	Line Segment	Test Date	Test Pressure (psig)	Product	Segment Volume (gal)	Minimum Detectable Leak Rate (gal/h)	Test Result
1	Tank 14 Test Segment A: 32" to 20"	11/19/17	163	Water	1,950	0.10	Pass
2	Tank 14 Test Segment B: 18" to 12"	11/18/17	163	Water	800	0.10	Pass
3	Tank 14 Test Segment C: 8" to 6"	11/17/17	162	Water	162	0.10	Pass

Vista Precision Solutions, Inc. hereby certifies that it has tested the above-listed piping with the Vista LT-100, Version 1.0 pipeline leak detection method. This method has been evaluated by an independent third party, in accordance with U.S. EPA (or equivalent) test procedures for evaluating pipeline leak detection systems.

Vista Precision Solutions, Inc.

B-298

RDHLCC0028298

BWS031830

Appendix B

Drawings

B-298

RDHLCC0028299



TANK 14 - TEST SEGMENT A
SCALE: N.T.S.

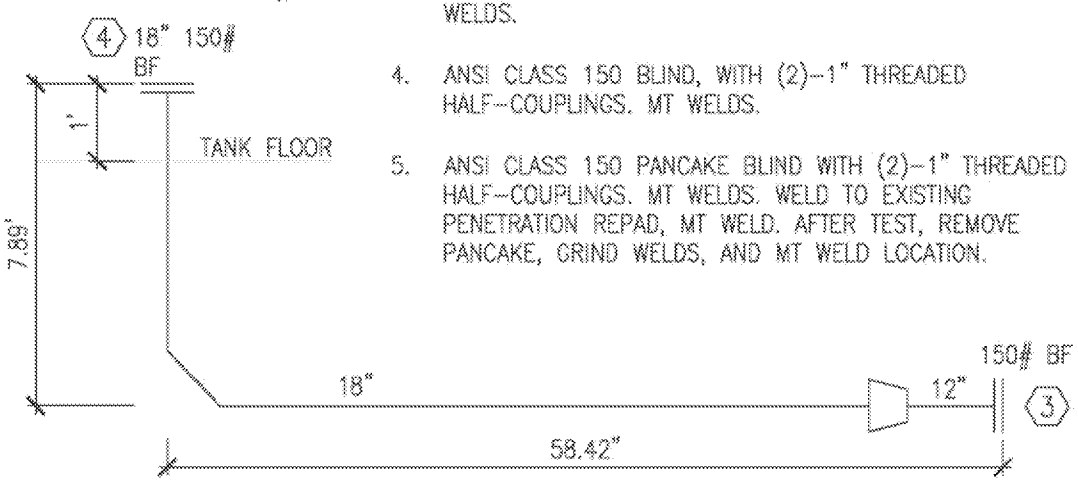

TANK 14 - TEST SEGMENT B
SCALE: N.T.S.

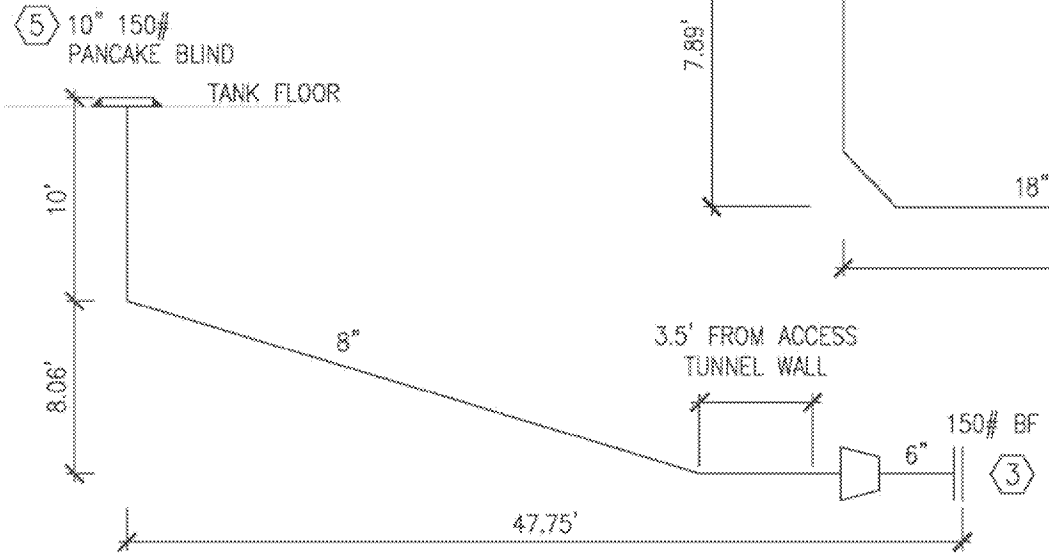

TANK 14 - TEST SEGMENT C
SCALE: N.T.S.

GENERAL NOTES:

1. ANSI CLASS 75 WNF, WELDED TO EXISTING STUB AFTER CUTTING OFF EXISTING LINE. WELDING GTAW ROOT, SMAW FILL AND CAP (OPTION IS ALL GTAW). NDE SHALL CONSIST OF VT OF ROOT WELD AND MT OF COMPLETED EXPOSED WELDS.
2. ANSI CLASS 75 BLIND FLANGE, WITH (2)–1" THREADED HALF–COUPLINGS. MT WELDS.
3. ANSI CLASS 150 BLIND, WITH (1)–2" THREADED HALF–COUPLING AT LOW POINT AND (1)–1" THREADED HALF COUPLING APPROXIMATELY IN CENTER OF BLIND. MT WELDS.
4. ANSI CLASS 150 BLIND, WITH (2)–1" THREADED HALF–COUPLINGS. MT WELDS.
5. ANSI CLASS 150 PANCAKE BLIND WITH (2)–1" THREADED HALF–COUPLINGS. MT WELDS. WELD TO EXISTING PENETRATION REPAD, MT WELD. AFTER TEST, REMOVE PANCAKE, GRIND WELDS, AND MT WELD LOCATION.

ALL SCALES ARE INDICATED FOR "A" SIZE DRAWINGS.

SHEET 1

CLEAN INSPECT REPAIR STORAGE TANK 14, 17, AND 18
JOINT BASE PEARL HARBOR–HICKAM, HI
PROJECT 500770

TANK 14 PRESSURE TEST SEGMENTS

APTIM
12005 FORD ROAD, SUITE 600
DALLAS, TEXAS 75234

Designed by: -----	Date: DAY MONTH YEAR
Drawn by: -----	Solicitation No. -----
Reviewed by: -----	Contract No. -----
Submitted by: -----	Delivery Order No. -----

REVISION SCHEDULE		
-----	-----	-----
-----	-----	-----
-----	-----	-----
-----	-----	-----
-----	-----	-----
Rev #	Description	Date

C:\Users\yeeck\c_Data\ OPS\Operation Task Orders\Q005 - Red Hill Tanks 14 17 18\05_Project Execution Plans and Procedures\Pressure test plans\Red Hill Pressure Test Segments.dwg

RDHLCC0028300

BWS031832

VISTA
PRECISION SOLUTIONS™

VPSI Report No. 2439S-TR-17-002 Rev. 0

Red Hill, JBPHH, HI

2017 PIPELINE PRESSURE TESTING SERVICES

TANK 17

Prepared For:

APTIM Federal Services LLC
Attn: Mr. Eric Yatabe
12005 Ford Road, Suite 600
Dallas, TX 75234

Prepared Under:

Subcontract No.: 203688
Project No.: 500769

Prepared By:

Vista Precision Solutions, Inc.
2350 Lindberg Loop
Richland, WA 99354

Tel (509) 943-2484
www.VistaPrecision.com

18 December 2017

B-298

BWS031833

Table of Contents

Acronyms and Abbreviations ii
EXECUTIVE SUMMARY iii
1.0 Introduction 1
1.1 Purpose of Inspection 1
1.2 Leak Detection System Certifications 1
2.0 Testing Overview 1
2.1 Coordination Activities 1
2.2 Testing Setup Overview 2
2.3 Test Method 2
2.4 Test Procedures 2
3.0 Test Results 3
4.0 Conclusions and Recommendations 4
Appendix A - Test Certification A-1
Appendix B - Drawings B-1

B-298

RDHLCC0028302

BWS031834

Acronyms and Abbreviations

KWA	Ken Wilcox Associates
LDS	Leak Detection System
MDLR	Minimum Detectable Leak Rate
NOP	Normal Operating Pressure
NWGLDE	National Work Group on Leak Detection Evaluations
PD	Probability of Detection
PFA	Probability of False Alarm
PLC	Programmable Logic Controller
USEPA	United States Environmental Protection Agency
VPSI	Vista Precision Solutions, Inc.

B-298

RDHLCC0028303

BWS031835

Vista Precision Solutions Report
Pipeline Leak Detection Testing Services
Red Hill, JBPHH, HI

EXECUTIVE SUMMARY

Under Delivery Order 500770 from APTIM Federal Services, LLC (APTIM), Vista Precision Solutions, Inc. (VPSI) has conducted leak detection tests of fuel piping located at Red Hill Bulk Storage Facility, JB Pearl Harbor-Hickam, Hawaii. Leak detection testing was conducted as a component of the *Pressure Testing Plan for Clean, Inspect, Repair POL Storage Tanks 14, 17 & 18, Joint Base Pearl Harbor-Hickam, Hawaii* (APTIM, 2017).

VPSI was contracted to conduct leak detection tests of line segments associated with Tanks 14, 17 and 18 with estimated volumes of <3,400 gallons. Only the line segments associated with Tanks 14 and 17 were tested during this mobilization. The line segments were tested using the LT-100 pipeline leak detection system with minimum detectable leak rate of 0.10 gallons per hour. The test segment volumes ranged between 622 and 1,904 gallons.

VPSI mobilized to the site and tested the three sections of pipeline for Tank 17 between 15 and 16 November. The pipelines were tested using the Vista LT-100 pipeline leak detection system, Version 1.0 (PD=97%, PFA=3%) and yielded no detectable leak above the minimum detectable leak rate (MDLR), resulting in a passing test.

VPSI would like to thank Eric Yatabe, Jaymes Barlos and Jon Nicholson of APTIM for their support in accomplishing this project.

B-298

RDHLCC0028304

BWS031836

1.0 Introduction

Vista Precision Solutions has conducted leak detection tests on fuel piping located at Red Hill Bulk Storage Facility, JB Pearl Harbor-Hickam, HI using the LT-100 volumetric leak detection system. Descriptions of the testing set up, requirements and procedures are presented in Section 2. Test results and the recommendations and conclusions are presented in Sections 3 through 4. The test certification page is presented in Appendix A and test segment drawings are presented in Appendix B.

1.1 Purpose of Inspection

APTIM (formerly CB&I Federal Services, LLC) contracted VPSI to perform leak detection testing of pipeline segments at Red Hill, JBPHH, HI. Leak detection testing is conducted as a component of the *Pressure Testing Plan for Clean, Inspect, Repair POL Storage Tanks 14, 17 & 18, Joint Base Pearl Harbor-Hickam, Hawaii* (APTIM, 2017).

1.2 Leak Detection System Certifications

The Vista Precision Solutions technology employed on this project has the following certifications:

a. ***Third Party Evaluation and Certification - Final Report*** by KWA Associates, dated April 15, 1996, LT-100 Monitoring Method and Line Tightness Test Method Version 1.0

b. ***National Work Group on Leak Detection Evaluations***, listing denotes Third Party Evaluation conformed to applicable USEPA testing protocols. Listing issue date: April 18, 1997, Revision date: December 4, 2002

2.0 Testing Overview

2.1 Coordination Activities

A preparatory meeting was held on 13 November 2017. The kick-off meeting was conducted by personnel from APTIM and VPSI.

The following personnel were identified as the Primary Points of Contact during the kick-off meeting:

- Jon Nicholson – Project Manager, APTIM
- Jaymes Barlos – Construction Manager, APTIM
- Eric Yatabe – Construction Manager/Pressure Testing Lead, APTIM
- Brian Humann – Vista Project Engineer

The following is a list of subjects that were covered during the kick-off meeting:

- Formal introductions
- Identification of Primary Points of Contact with contact numbers given
- Project Scope of Work – Overview
- Test Schedule – Review
- Safety Requirements – Overview
- Testing Support Requirements

B-298

RDHLCC0028305

BWS031837

2.2 Testing Setup Overview

Segment A: Tank 17 Fill Line

- Description: 32" (inside tank) x 20" (lower tunnel) Fill Line
- Volume: 1,904 gallons
- Isolation: Blind flange inside tank and blind flange in lower tunnel
- Test Connection: ½" test connection fitting on ¾" test tree connected to upper port on blind flange
- Test Pressure: 162 psig

Segment B: Tank 17 Suction / Discharge Line

- Description: 16" (inside tank) x 12" (lower tunnel) Suction / Discharge Line
- Volume: 622 gallons
- Isolation: Blind flange inside tank and blind flange in lower tunnel
- Test Connection: ½" test connection fitting on ¾" test tree connected to upper port on blind flange
- Test Pressure: 160 psig

2.3 Test Method

The testing procedures used were those defined as the Vista Research, Inc. method. Determination of leakage is based on the criteria established in the Ken Wilcox Associates third party evaluation. The Vista LT-100 Version 1.0 is certified with a capability to detect leaks of 0.10 gallons per hour, a probability of detection (P_D) of 97 percent, and probability of false alarm (P_{FA}) less than or equal to 3 percent.

The method is Third Party Certified and currently listed by the National Work Group on Leak Detection Evaluations (NWGLDE).

2.4 Test Procedures

Conducting an LT-100 leak detection test consists of several basic activities: preparation of the line segment, attachment of the sensor equipment, initiating the test, data collection and analysis, disconnecting the equipment, and returning the pipeline to service. The LT-100 leak detection system is operated manually and attended constantly during a test.

The following procedures were followed for each pipe segment tested.

- Line segment preparation – The piping is filled with the test fluid while venting air from the system. The test segment must be as nearly full of the test fluid as possible to ensure a successful test. Close all valves and install blinds, isolating the line segment.
- Test Pressure – Prior to initiating a test, the maximum test pressure is determined. The piping test pressure (provided by APTIM site personnel) used as the maximum test pressure, was 150 psig. Since the LT-100 would be located at the lowest point of each test segment the test pressure was increased to a minimum of 160 psig to ensure that the high points of the test

B-298

RDHLCC0028306

BWS031838

segments would have a 150 psig test pressure. The test pressure used was provided in the approved Pressure Testing Plan (APTIM, 2017).

- Connect leak detection equipment – The LT-100 is connected to the test segment with piping isolated by a manual ball valve. The test segment is initially brought up to test pressure.
- Initiating a test – The test equipment is powered on and confirmed operational. At this point the LT-100 measurement cylinder is determined to be containing an appropriate amount of test medium by the leak detection engineer. Test medium is added/removed as required. The test tree isolation ball valve is opened and a test is initiated.
    a. Precision Leak Detection Test – The leak test is performed using the LT-100 Version 1.0 Primary Method as listed with the National Work Group for Leak Detection Evaluations (NWGLDE). Test pressure is maintained while volume measurements are logged for the first hour of the test. The pressure is then reduced for the second hour (low pressure portion). The low pressure portion of the leak test is performed at or near 0 psig as volume measurements continue.
- Data Collection and Analysis – Data is collected automatically by the PLC/operating computer. The test operator monitors the test progress and proceeds with the test based on the observed behavior. Once adequate data is collected it is analyzed and a test result is determined.
- Disconnection of Equipment – At the end of the test the line is left in a slack condition and the test equipment is disconnected from the test segment.
    - Line segment preparation – Close all valves isolating the line segment.
    - Test Pressure – Prior to initiating a test, the maximum test pressure is determined.
    - Connect leak detection equipment – The LT-100 is connected to the test segment with piping isolated by a manual ball valve. The test segment is initially brought up to test pressure by facility personnel if possible.
    - Initiating a test – The test equipment is powered on and confirmed operational. At this point the LT-100 fuel measurement cylinder is determined to be containing an appropriate amount of test medium by the operator. Test medium is added/removed as required. The manual isolation ball valve is opened and data collection is initiated.

3.0 Test Results

All line segments tested for Tank 17 at Red Hill achieved a passing test result.

The results are summarized in Table 1.

B-298

RDHLCC0028307

BWS031839

Table 1. Summary of Tests

Line No.	Line Segment	Date	Diameter (in)	Volume (gal)	MDLR (gal/h)	Test Result
A	32" (inside tank) x 20" (lower tunnel) Fill Line	11/16/17	32/20	1,904	0.10	Pass
B	16" (inside tank) x 12" (lower tunnel) Suction / Discharge Line	11/15/17	16/12	622	0.10	Pass

The line segments described in Table 1 were tested with Vista LT-100, Version 1.0 pipeline leak detection method.

4.0 Conclusions and Recommendations

The two (2) lines tested passed their respective tests. All tests were completed with little difficulty due to the excellent line preparation provided by APTIM.

B-298

RDHLCC0028308

BWS031840

Appendix A

Test Certification

B-298

RDHLCC0028309

BWS031841

VISTA PRECISION SOLUTIONS™

TEST CERTIFICATION

Red Hill, JBPHH, HI							16 November 2017
	Line Segment	Test Date	Test Pressure (psig)	Product	Segment Volume (gal)	Minimum Detectable Leak Rate (gal/h)	Test Result
1	Tank 17 Test Segment A: 32" to 20"	11/16/17	162	Water	1,904	0.10	Pass
2	Tank 17 Test Segment B: 16" to 12"	11/15/17	160	Water	622	0.10	Pass

Vista Precision Solutions, Inc. hereby certifies that it has tested the above-listed piping with the Vista LT-100, Version 1.0 pipeline leak detection method. This method has been evaluated by an independent third party, in accordance with U.S. EPA (or equivalent) test procedures for evaluating pipeline leak detection systems.

Vista Precision Solutions, Inc.

B-298

RDHLCC0028310

BWS031842

Appendix B

Drawings

B-298

RDHLCC0028311

GENERAL NOTES:

1. ANSI CLASS 75 WNF, WELDED TO EXISTING STUB AFTER CUTTING OFF EXISTING LINE. WELDING GTAW ROOT, SMAW FILL AND CAP (OPTION IS ALL GTAW). NDE SHALL CONSIST OF VT OF ROOT WELD AND MT OF COMPLETED EXPOSED WELDS.

2. ANSI CLASS 75 BLIND FLANGE, WITH (2)–1" THREADED HALF–COUPLINGS. MT WELDS.

3. ANSI CLASS 150 BLIND, WITH (1)–2" THREADED HALF–COUPLING AT LOW POINT AND (1)–1" THREADED HALF COUPLING APPROXIMATELY IN CENTER OF BLIND. MT WELDS.

4. ANSI CLASS 150 PANCAKE BLIND WITH (2)–1" THREADED HALF–COUPLINGS. MT WELDS. WELD TO EXISTING PENETRATION REPAD, MT WELD. AFTER TEST, REMOVE PANCAKE, GRIND WELDS, AND MT WELD LOCATION.



TANK 17 - TEST SEGMENT A
SCALE: N.T.S.

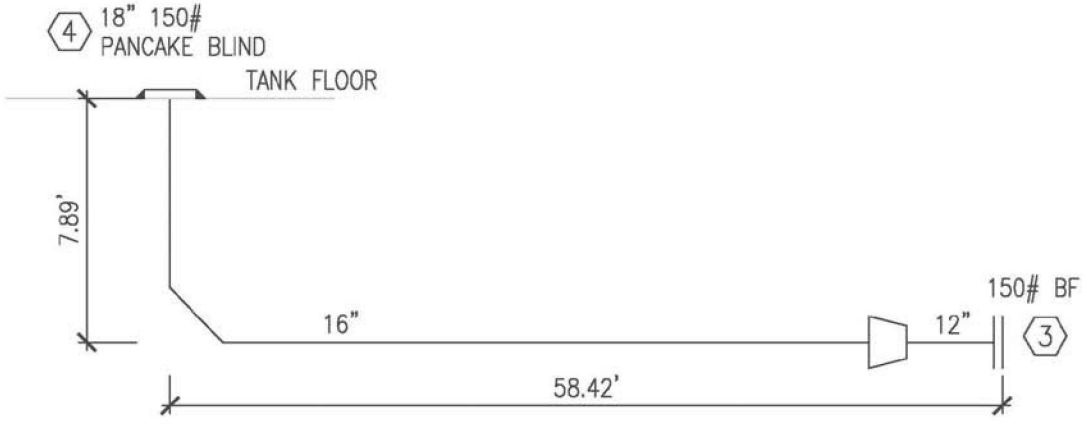

TANK 17 - TEST SEGMENT B
SCALE: N.T.S.

ALL SCALES ARE INDICATED FOR "A" SIZE DRAWINGS.

SHEET 2

CLEAN INSPECT REPAIR STORAGE TANK 14, 17, AND 18
JOINT BASE PEARL HARBOR–HICKAM, HI
PROJECT 500770

TANK 17 PRESSURE TEST SEGMENTS

APTIM
12005 FORD ROAD, SUITE 600
DALLAS, TEXAS 75234

Designed by: ---	Date: DAY MONTH YEAR
Drawn by: ---	Solicitation No. ---
Reviewed by: ---	Contract No. ---
Submitted by: ---	Delivery Order No. ---

REVISION SCHEDULE		
---	---	---
---	---	---
---	---	---
---	---	---
---	---	---
---	---	---
Rev #	Description	Date

DESIGN FILE: T:\Federal\NAVFAC EXWC GPOL\Awarded Task Orders\0005 – Red Hill Tanks 14 17 18\09_Project Execution Plans and Procedures\Pressure test plan\Red Hill Pressure Test Segments.dwg

Appendix H
Pressure Test Setup



RDHLCC0028314
BWS031845



RDHLCC0028315
BWS031846



RDHLCC0028316
BWS031847

calibrated pressure gage
Dickson Pressure Chart Recorder
quick disconnect for Vista Testing
Omega pressure recorder
DICKSON



RDHLCC0028318
BWS031849

Appendix I
Methodology to Remove Air from System

1) A known quantity of water was pumped into connection on flange in lower tunnel using a 2" air diaphragm pump at ~15 gpm,

2) Water was allowed to settle and temperature equilibrate for at least 24 hours,

3) Water was backed from test segment towards lower tunnel to bleed air from each high point on the injection test tree. The high points on the injection test tree included the

calibrated pressure gage, Dickson Chart Recorder, Omega Pressure/Temperature Recorder and quick disconnect connection for the VISTA leak test equipment.

4) Water was pumped through end of pressure test pump hose to ensure air was cleared from end of pump hose before attaching to pressure test tree,

5) Pressure test pump was used to pump water through high point vent in tank until visible air was removed from high point vent and then another 10 gallons was pumped through,

6) System was pressured up to 50 psig and any air in the pressure gage inside tank at high point was vented of any air,

7) System was pressured up to 50 psig and all leaks were fixed and pressure held for 15 minutes,

8) System was pressured to 100 psig and all leaks were fixed and pressure held for 15 minutes,

9) System was pressured to 160 psig and all leaks were fixed and pressure held for 15 minutes,

10) The volume of water needed to reduce the system approximately 50 psig was taken from the high point vent inside the tank. The actual volume and pressure drop were recorded and compared against the theoretical amount of volume expected for that pressure drop. This, "reverse squeeze," was utilized as it was much easier to measure the amount of water removed from the system than what was injected. The volumes to cause a pressure change of 50 psig for these segments ranged from approximately 100 to 2100 ml,

11) If there was air, then another attempt to bleed air was made by trying to bleed air from injection tree in lower tunnel and high point vent and pressure gage inside tank. If no air was present the pressure was held overnight and strength test run the next morning.

12) In all cases during the strength test, temperature was constant.

13) In all cases, VISTA plugged their system into the pressure test injection tree at the end of the strength test while there was pressure on the system. Note: For all segments the pressure test hose discharge was disconnected from the pressure test system and this connection was plugged. This was the last place that water could have leaked through in the pressure test apparatus without being detected by inspections conducted at every 15 minute reading. Thus, no unaccounted for leaks from the pressure test apparatus occurred during leak test.

Difference in Actual vs. Theoretical Reverse Squeeze quantities at actual pressure drops:

Tank	Segment	Reverse Squeeze Pressure Drop	Theoretical, ml	Actual, ml
17	16x12	45.5	475	540
17	32x20	50	2077	2200
14	8x6	23	55	75
14	18x12	118	1644	1800
14	32x20	50	2175	2180

Any air left in segment was assumed to be trapped in horizontal portion of segment and unable to be removed by any practicable means. Based on conversations with VISTA personnel, it was recommended to re-pressurize system and determine if the pressure drop rate decreased. This flattening out of the pressure drop over time was indicative of air entrainment in the water according to VISTA personnel. VISTA personnel indicated that their proprietary method would fail a test that had too much air.

In all cases except the Tank 14, 32x20 segment which held constant pressure, the pressure drop rate decreased over time. In all cases, when the leak test was run, VISTA indicated that sufficient air had been bled during strength test preparations to obtain a pass using their equipment.

ENTERPRISE
ENGINEERING, INC.

Falmouth, ME 04105 · US Route 1, North, Suite B · 207.869.8006 · Fax 207.869.8015
Anchorage, AK 99503 · 2525 Gambell Street, Suite 200 · 907.563.3835 · Fax 907.563.3817
Honolulu, HI 96819 · 3375 Koapaka Street, Suite 232 · 808.260.1481